

For Project: Hall Lane coming from Long Stratton  
 Project Notes:  
 Location/Name: Incoming  
 Report Generated: 01/02/2023 15:03  
 Speed Intervals: 5 MPH  
 Time Intervals: Instant  
 Traffic Report From: 26/10/2022 02:00:00 through 01/02/2023 14:59:59  
 85th Percentile Speed: 30.5 MPH  
 85th Percentile Vehicles: 31490  
 Max Speed: 50 MPH on 08/12/2022 15:20:00  
 Total Vehicles: 37047  
 AADT: 375

## Volumes - weekly counts

Time	5 Day	7 Day
Average Daily	585	550
AM Peak 09:00	42	42
PM Peak 04:00	57	51

## Speed

Speed Limit: 30  
 85th Percentile Speed: 30.5  
 50th Percentile Speed: 26.7  
 10 MPH Pace Interval: 20.0 MPH to 30.0 MPH  
 Average Speed: 26.23

	Monday	Tuesday	Wednesday	Thursday	Friday	Saturday	Sunday
Count over limit	874	687	955	1018	984	841	707
% over limit	16.6	14.5	16.1	15.4	15.9	17.1	20.7
Avg Speeder	33.1	33.1	33.1	33.1	33.1	33.0	33.3
Avg Speed	15.3	15.3	15.3	15.0	14.7	16.0	17.9

Incoming Summary  
Hall Lane coming from Long Stratton

from Wed-Oct-26-2022-02-00-AM to Wed-Feb-01-2023-02-59-PM

Day/Time Ending	85th pctl (MPH)	85th pctl cnts	Total Cnts	Max Speed	Avg Speeder	% Speeders	Avg Speed
26/10/2022 03:00:00 AM	0.0	0	0	0	0.0	0.0%	0.0
26/10/2022 04:00:00 AM	0.0	0	0	0	0.0	0.0%	0.0
26/10/2022 05:00:00 AM	30.0	1	1	30	0.0	0.0%	27.0
26/10/2022 06:00:00 AM	32.5	3	4	35	32.5	50.0%	29.5
26/10/2022 07:00:00 AM	35.0	17	20	45	34.7	45.0%	28.9
26/10/2022 08:00:00 AM	32.2	40	47	40	33.4	23.4%	27.1
26/10/2022 09:00:00 AM	29.7	49	58	35	32.5	12.1%	25.9
26/10/2022 10:00:00 AM	30.6	42	50	35	32.5	18.0%	26.7
26/10/2022 11:00:00 AM	30.7	33	39	35	32.5	17.9%	25.8
26/10/2022 12:00:00 PM	29.3	37	43	35	32.5	7.0%	24.3
26/10/2022 01:00:00 PM	29.8	31	36	35	32.5	11.1%	25.8
26/10/2022 02:00:00 PM	29.7	28	33	35	32.5	12.1%	25.9
26/10/2022 03:00:00 PM	30.0	37	44	40	33.2	15.9%	26.2
26/10/2022 04:00:00 PM	29.4	32	38	35	32.5	10.5%	24.6
26/10/2022 05:00:00 PM	32.9	41	48	40	33.2	29.2%	28.4
26/10/2022 06:00:00 PM	32.3	40	47	40	32.9	25.5%	27.5
26/10/2022 07:00:00 PM	32.1	36	42	40	33.6	21.4%	28.1
26/10/2022 08:00:00 PM	33.8	17	20	40	34.2	30.0%	27.1
26/10/2022 09:00:00 PM	29.6	15	18	40	35.0	11.1%	26.9
26/10/2022 10:00:00 PM	30.0	3	3	30	0.0	0.0%	25.3
26/10/2022 11:00:00 PM	30.0	6	7	35	32.5	14.3%	25.6
27/10/2022 12:00:00 AM	30.0	3	3	30	0.0	0.0%	25.3
27/10/2022 01:00:00 AM	0.0	0	0	0	0.0	0.0%	0.0
27/10/2022 02:00:00 AM	35.0	1	1	35	32.5	100.0%	32.0
27/10/2022 03:00:00 AM	0.0	0	0	0	0.0	0.0%	0.0
27/10/2022 04:00:00 AM	30.0	1	1	30	0.0	0.0%	27.0
27/10/2022 05:00:00 AM	25.0	1	1	25	0.0	0.0%	22.0
27/10/2022 06:00:00 AM	35.0	3	3	35	32.5	66.7%	30.3
27/10/2022 07:00:00 AM	32.5	24	28	40	34.2	21.4%	27.9
27/10/2022 08:00:00 AM	29.7	38	45	35	32.5	11.1%	26.1
27/10/2022 09:00:00 AM	32.7	37	43	40	32.9	27.9%	27.2
27/10/2022 10:00:00 AM	29.6	49	58	35	32.5	10.3%	26.2
27/10/2022 11:00:00 AM	31.4	42	50	35	32.5	22.0%	27.2
27/10/2022 12:00:00 PM	29.5	33	39	35	32.5	10.3%	25.8
27/10/2022 01:00:00 PM	29.7	32	38	35	32.5	13.2%	24.7
27/10/2022 02:00:00 PM	28.9	27	32	30	0.0	0.0%	25.5
27/10/2022 03:00:00 PM	29.5	33	39	40	33.8	10.3%	25.4
27/10/2022 04:00:00 PM	29.3	39	46	35	32.5	6.5%	25.6
27/10/2022 05:00:00 PM	31.9	40	47	40	33.5	21.3%	25.3
27/10/2022 06:00:00 PM	30.5	58	68	40	33.0	16.2%	26.9
27/10/2022 07:00:00 PM	30.8	31	37	40	33.2	18.9%	25.6
27/10/2022 08:00:00 PM	30.0	18	21	35	32.5	14.3%	27.2
27/10/2022 09:00:00 PM	31.7	11	13	35	32.5	23.1%	27.5
27/10/2022 10:00:00 PM	29.0	9	11	30	0.0	0.0%	26.8
27/10/2022 11:00:00 PM	32.5	6	7	35	32.5	28.6%	27.1
28/10/2022 12:00:00 AM	35.0	2	2	35	32.5	50.0%	29.5

Incoming Summary  
Hall Lane coming from Long Stratton

from Wed-Oct-26-2022-02-00-AM to Wed-Feb-01-2023-02-59-PM

28/10/2022 01:00:00 AM	30.0	1	1	30	0.0	0.0%	27.0
28/10/2022 02:00:00 AM	0.0	0	0	0	0.0	0.0%	0.0
28/10/2022 03:00:00 AM	35.0	1	1	35	32.5	100.0%	32.0
28/10/2022 04:00:00 AM	0.0	0	0	0	0.0	0.0%	0.0
28/10/2022 05:00:00 AM	35.0	2	2	35	32.5	100.0%	32.0
28/10/2022 06:00:00 AM	35.0	7	8	40	34.2	37.5%	28.3
28/10/2022 07:00:00 AM	33.8	16	19	40	33.1	47.4%	29.3
28/10/2022 08:00:00 AM	30.8	34	40	40	33.2	17.5%	26.3
28/10/2022 09:00:00 AM	29.7	31	37	35	32.5	10.8%	27.2
28/10/2022 10:00:00 AM	30.7	33	39	35	32.5	17.9%	26.3
28/10/2022 11:00:00 AM	29.6	44	52	40	33.3	11.5%	26.1
28/10/2022 12:00:00 PM	31.9	41	48	40	33.5	20.8%	27.3
28/10/2022 01:00:00 PM	29.8	31	36	35	32.5	11.1%	25.9
28/10/2022 02:00:00 PM	32.2	27	32	35	32.5	28.1%	27.8
28/10/2022 03:00:00 PM	30.0	57	67	35	32.5	14.9%	25.4
28/10/2022 04:00:00 PM	31.0	43	51	35	32.5	19.6%	25.5
28/10/2022 05:00:00 PM	29.8	41	48	35	32.5	12.5%	26.7
28/10/2022 06:00:00 PM	30.7	41	48	40	33.1	16.7%	26.3
28/10/2022 07:00:00 PM	30.0	44	52	40	34.4	15.4%	27.1
28/10/2022 08:00:00 PM	32.5	21	25	40	35.5	20.0%	28.5
28/10/2022 09:00:00 PM	31.2	14	17	35	32.5	23.5%	27.6
28/10/2022 10:00:00 PM	29.4	11	13	40	37.5	7.7%	25.2
28/10/2022 11:00:00 PM	30.0	2	2	30	0.0	0.0%	22.0
29/10/2022 12:00:00 AM	30.0	2	2	30	0.0	0.0%	27.0
29/10/2022 01:00:00 AM	35.0	3	3	35	32.5	33.3%	28.7
29/10/2022 02:00:00 AM	30.0	2	2	30	0.0	0.0%	27.0
29/10/2022 03:00:00 AM	0.0	0	0	0	0.0	0.0%	0.0
29/10/2022 04:00:00 AM	30.0	1	1	30	0.0	0.0%	27.0
29/10/2022 05:00:00 AM	30.0	4	5	35	32.5	20.0%	28.2
29/10/2022 06:00:00 AM	30.0	1	1	30	0.0	0.0%	27.0
29/10/2022 07:00:00 AM	35.0	6	7	40	35.0	28.6%	28.6
29/10/2022 08:00:00 AM	29.4	11	13	35	32.5	7.7%	26.1
29/10/2022 09:00:00 AM	32.7	37	44	40	33.3	29.5%	26.5
29/10/2022 10:00:00 AM	29.5	46	54	35	32.5	9.3%	26.1
29/10/2022 11:00:00 AM	31.9	51	60	40	32.9	23.3%	27.9
29/10/2022 12:00:00 PM	29.5	56	66	35	32.5	9.1%	25.4
29/10/2022 01:00:00 PM	29.3	55	65	40	33.8	6.2%	26.4
29/10/2022 02:00:00 PM	30.0	54	64	40	33.0	15.6%	26.2
29/10/2022 03:00:00 PM	30.7	39	46	40	33.1	17.4%	24.9
29/10/2022 04:00:00 PM	33.3	29	34	40	32.9	38.2%	26.6
29/10/2022 05:00:00 PM	29.6	28	33	40	33.8	12.1%	24.2
29/10/2022 06:00:00 PM	33.0	31	36	40	34.4	22.2%	27.8
29/10/2022 07:00:00 PM	31.7	34	40	40	33.8	20.0%	27.5
29/10/2022 08:00:00 PM	35.0	7	8	40	33.8	50.0%	30.3
29/10/2022 09:00:00 PM	29.4	11	13	35	32.5	7.7%	26.0
29/10/2022 10:00:00 PM	33.0	13	15	35	32.5	33.3%	27.9
29/10/2022 11:00:00 PM	28.8	3	4	30	0.0	0.0%	27.0

Incoming Summary  
Hall Lane coming from Long Stratton

from Wed-Oct-26-2022-02-00-AM to Wed-Feb-01-2023-02-59-PM

30/10/2022 12:00:00 AM	35.0	6	7	40	34.2	42.9%	29.3
30/10/2022 01:00:00 AM	28.8	4	5	30	0.0	0.0%	26.0
30/10/2022 02:00:00 AM	35.0	2	2	35	32.5	50.0%	24.5
30/10/2022 03:00:00 AM	35.0	1	1	35	32.5	100.0%	32.0
30/10/2022 04:00:00 AM	0.0	0	0	0	0.0	0.0%	0.0
30/10/2022 05:00:00 AM	35.0	1	1	35	32.5	100.0%	32.0
30/10/2022 06:00:00 AM	30.0	1	1	30	0.0	0.0%	27.0
30/10/2022 07:00:00 AM	33.3	4	5	35	32.5	60.0%	30.0
30/10/2022 08:00:00 AM	29.0	7	8	30	0.0	0.0%	25.4
30/10/2022 09:00:00 AM	30.0	4	5	35	32.5	20.0%	28.0
30/10/2022 10:00:00 AM	31.0	20	24	35	32.5	20.8%	26.4
30/10/2022 11:00:00 AM	32.5	26	31	40	33.8	25.8%	27.7
30/10/2022 12:00:00 PM	31.8	41	48	35	32.5	22.9%	27.5
30/10/2022 01:00:00 PM	31.7	60	71	40	32.8	22.5%	27.3
30/10/2022 02:00:00 PM	31.0	23	27	35	32.5	18.5%	26.9
30/10/2022 03:00:00 PM	31.2	37	43	35	32.5	18.6%	27.6
30/10/2022 04:00:00 PM	32.9	25	29	40	33.1	27.6%	28.4
30/10/2022 05:00:00 PM	29.7	25	29	35	32.5	10.3%	26.2
30/10/2022 06:00:00 PM	29.3	33	39	35	32.5	7.7%	25.5
30/10/2022 07:00:00 PM	30.0	26	31	40	34.5	16.1%	26.6
30/10/2022 08:00:00 PM	33.6	12	14	35	32.5	50.0%	29.4
30/10/2022 09:00:00 PM	32.5	15	18	40	35.0	22.2%	26.8
30/10/2022 10:00:00 PM	33.8	8	9	35	32.5	44.4%	28.9
30/10/2022 11:00:00 PM	35.0	3	3	35	32.5	33.3%	28.7
31/10/2022 12:00:00 AM	35.0	1	1	35	32.5	100.0%	32.0
31/10/2022 01:00:00 AM	30.0	1	1	30	0.0	0.0%	27.0
31/10/2022 02:00:00 AM	0.0	0	0	0	0.0	0.0%	0.0
31/10/2022 03:00:00 AM	0.0	0	0	0	0.0	0.0%	0.0
31/10/2022 04:00:00 AM	0.0	0	0	0	0.0	0.0%	0.0
31/10/2022 05:00:00 AM	0.0	0	0	0	0.0	0.0%	0.0
31/10/2022 06:00:00 AM	30.0	3	3	30	0.0	0.0%	25.3
31/10/2022 07:00:00 AM	33.3	4	5	35	32.5	60.0%	26.2
31/10/2022 08:00:00 AM	33.8	20	24	40	33.5	41.7%	29.5
31/10/2022 09:00:00 AM	32.1	49	58	40	32.8	25.9%	27.8
31/10/2022 10:00:00 AM	31.5	39	46	35	32.5	21.7%	26.4
31/10/2022 11:00:00 AM	32.5	32	38	40	33.0	28.9%	28.1
31/10/2022 12:00:00 PM	29.4	41	48	35	32.5	8.3%	25.4
31/10/2022 01:00:00 PM	31.9	27	32	35	32.5	25.0%	26.6
31/10/2022 02:00:00 PM	31.7	31	37	35	32.5	24.3%	27.3
31/10/2022 03:00:00 PM	29.3	37	44	35	32.5	6.8%	25.7
31/10/2022 04:00:00 PM	29.8	38	45	35	32.5	13.3%	25.6
31/10/2022 05:00:00 PM	29.7	48	57	35	32.5	12.3%	25.5
31/10/2022 06:00:00 PM	29.3	60	70	35	32.5	5.7%	26.0
31/10/2022 07:00:00 PM	32.1	54	64	40	33.5	23.4%	27.5
31/10/2022 08:00:00 PM	28.6	27	32	30	0.0	0.0%	24.3
31/10/2022 09:00:00 PM	32.0	25	29	40	33.3	20.7%	26.0
31/10/2022 10:00:00 PM	30.0	12	14	35	32.5	14.3%	26.9

Incoming Summary  
Hall Lane coming from Long Stratton

from Wed-Oct-26-2022-02-00-AM to Wed-Feb-01-2023-02-59-PM

31/10/2022 11:00:00 PM	33.8	5	6	35	32.5	66.7%	30.7
01/11/2022 12:00:00 AM	30.0	4	5	35	32.5	20.0%	28.2
01/11/2022 01:00:00 AM	35.0	2	2	35	32.5	50.0%	27.0
01/11/2022 02:00:00 AM	0.0	0	0	0	0.0	0.0%	0.0
01/11/2022 03:00:00 AM	0.0	0	0	0	0.0	0.0%	0.0
01/11/2022 04:00:00 AM	30.0	1	1	30	0.0	0.0%	27.0
01/11/2022 05:00:00 AM	25.0	1	1	25	0.0	0.0%	22.0
01/11/2022 06:00:00 AM	35.0	2	2	35	32.5	50.0%	29.5
01/11/2022 07:00:00 AM	33.3	7	8	35	32.5	37.5%	27.6
01/11/2022 08:00:00 AM	32.5	25	29	40	33.2	24.1%	27.2
01/11/2022 09:00:00 AM	31.2	59	69	35	32.5	18.8%	27.4
01/11/2022 10:00:00 AM	31.2	55	65	35	32.5	20.0%	26.1
01/11/2022 11:00:00 AM	29.6	48	56	40	33.5	8.9%	26.3
01/11/2022 12:00:00 PM	29.7	33	39	40	33.5	12.8%	25.4
01/11/2022 01:00:00 PM	29.4	28	33	35	32.5	9.1%	25.3
01/11/2022 02:00:00 PM	30.0	36	42	40	33.3	14.3%	25.9
01/11/2022 03:00:00 PM	29.2	34	40	35	32.5	5.0%	25.3
01/11/2022 04:00:00 PM	29.3	32	38	35	32.5	7.9%	24.5
01/11/2022 05:00:00 PM	28.6	45	53	35	32.5	3.8%	23.1
01/11/2022 06:00:00 PM	31.1	49	58	40	33.4	19.0%	26.6
01/11/2022 07:00:00 PM	30.0	54	64	40	33.0	15.6%	26.1
01/11/2022 08:00:00 PM	30.0	26	31	35	32.5	16.1%	26.4
01/11/2022 09:00:00 PM	30.0	28	33	40	33.5	15.2%	27.3
01/11/2022 10:00:00 PM	35.0	7	8	40	34.2	37.5%	27.8
01/11/2022 11:00:00 PM	29.0	5	6	30	0.0	0.0%	26.2
02/11/2022 12:00:00 AM	30.0	3	3	30	0.0	0.0%	25.3
02/11/2022 01:00:00 AM	0.0	0	0	0	0.0	0.0%	0.0
02/11/2022 02:00:00 AM	0.0	0	0	0	0.0	0.0%	0.0
02/11/2022 03:00:00 AM	0.0	0	0	0	0.0	0.0%	0.0
02/11/2022 04:00:00 AM	35.0	1	1	35	32.5	100.0%	32.0
02/11/2022 05:00:00 AM	25.0	1	1	25	0.0	0.0%	22.0
02/11/2022 06:00:00 AM	35.0	1	1	35	32.5	100.0%	32.0
02/11/2022 07:00:00 AM	33.3	8	10	35	32.5	60.0%	29.8
02/11/2022 08:00:00 AM	32.5	22	26	40	34.2	23.1%	27.1
02/11/2022 09:00:00 AM	30.9	49	58	35	32.5	19.0%	26.6
02/11/2022 10:00:00 AM	29.8	65	76	35	32.5	11.8%	25.8
02/11/2022 11:00:00 AM	29.8	56	66	40	33.1	12.1%	26.5
02/11/2022 12:00:00 PM	30.0	41	48	35	32.5	14.6%	25.4
02/11/2022 01:00:00 PM	29.2	29	34	40	35.0	5.9%	23.4
02/11/2022 02:00:00 PM	30.0	37	44	35	32.5	15.9%	24.9
02/11/2022 03:00:00 PM	29.7	26	31	35	32.5	12.9%	25.5
02/11/2022 04:00:00 PM	30.7	34	40	35	32.5	17.5%	25.4
02/11/2022 05:00:00 PM	29.5	65	76	35	32.5	10.5%	24.5
02/11/2022 06:00:00 PM	30.0	46	54	35	32.5	14.8%	25.4
02/11/2022 07:00:00 PM	30.0	53	62	35	32.5	14.5%	26.3
02/11/2022 08:00:00 PM	32.9	31	36	45	34.2	25.0%	28.3
02/11/2022 09:00:00 PM	32.9	21	25	40	33.1	32.0%	27.3

Incoming Summary  
Hall Lane coming from Long Stratton

from Wed-Oct-26-2022-02-00-AM to Wed-Feb-01-2023-02-59-PM

02/11/2022 10:00:00 PM	34.0	9	11	40	33.3	54.5%	29.9
02/11/2022 11:00:00 PM	33.8	7	8	35	32.5	50.0%	29.6
03/11/2022 12:00:00 AM	33.3	6	7	35	32.5	42.9%	27.9
03/11/2022 01:00:00 AM	0.0	0	0	0	0.0	0.0%	0.0
03/11/2022 02:00:00 AM	0.0	0	0	0	0.0	0.0%	0.0
03/11/2022 03:00:00 AM	0.0	0	0	0	0.0	0.0%	0.0
03/11/2022 04:00:00 AM	35.0	1	1	35	32.5	100.0%	32.0
03/11/2022 05:00:00 AM	30.0	2	2	30	0.0	0.0%	24.5
03/11/2022 06:00:00 AM	10.0	1	1	10	0.0	0.0%	7.0
03/11/2022 07:00:00 AM	35.0	3	3	35	32.5	33.3%	28.7
03/11/2022 08:00:00 AM	32.5	19	22	40	33.5	22.7%	27.1
03/11/2022 09:00:00 AM	31.7	37	43	35	32.5	20.9%	26.7
03/11/2022 10:00:00 AM	29.4	62	73	35	32.5	8.2%	25.0
03/11/2022 11:00:00 AM	29.8	42	50	35	32.5	14.0%	25.8
03/11/2022 12:00:00 PM	29.8	27	32	35	32.5	12.5%	26.5
03/11/2022 01:00:00 PM	30.7	36	42	35	32.5	16.7%	26.8
03/11/2022 02:00:00 PM	29.8	35	41	35	32.5	12.2%	25.8
03/11/2022 03:00:00 PM	29.0	36	42	35	32.5	2.4%	25.7
03/11/2022 04:00:00 PM	29.6	42	50	35	32.5	12.0%	25.5
03/11/2022 05:00:00 PM	29.1	45	53	35	32.5	5.7%	25.2
03/11/2022 06:00:00 PM	29.7	52	61	35	32.5	11.5%	26.0
03/11/2022 07:00:00 PM	29.9	52	61	35	32.5	13.1%	26.0
03/11/2022 08:00:00 PM	30.0	37	43	35	32.5	14.0%	26.3
03/11/2022 09:00:00 PM	32.5	10	12	35	32.5	33.3%	27.3
03/11/2022 10:00:00 PM	30.0	12	14	40	35.0	14.3%	25.8
03/11/2022 11:00:00 PM	22.5	9	11	25	0.0	0.0%	19.0
04/11/2022 12:00:00 AM	23.6	14	17	30	0.0	0.0%	17.5
04/11/2022 01:00:00 AM	25.0	2	2	25	0.0	0.0%	22.0
04/11/2022 02:00:00 AM	0.0	0	0	0	0.0	0.0%	0.0
04/11/2022 03:00:00 AM	0.0	0	0	0	0.0	0.0%	0.0
04/11/2022 04:00:00 AM	0.0	0	0	0	0.0	0.0%	0.0
04/11/2022 05:00:00 AM	25.0	1	1	25	0.0	0.0%	22.0
04/11/2022 06:00:00 AM	0.0	0	0	0	0.0	0.0%	0.0
04/11/2022 07:00:00 AM	30.0	5	6	35	32.5	16.7%	27.2
04/11/2022 08:00:00 AM	34.0	16	19	40	33.9	36.8%	28.4
04/11/2022 09:00:00 AM	30.6	42	49	35	32.5	16.3%	27.4
04/11/2022 10:00:00 AM	31.4	47	55	35	32.5	20.0%	26.2
04/11/2022 11:00:00 AM	29.6	53	62	40	33.3	9.7%	25.0
04/11/2022 12:00:00 PM	30.0	46	54	35	32.5	14.8%	25.8
04/11/2022 01:00:00 PM	29.2	38	45	35	32.5	6.7%	24.4
04/11/2022 02:00:00 PM	30.0	25	29	35	32.5	13.8%	25.1
04/11/2022 03:00:00 PM	30.0	30	35	35	32.5	14.3%	24.6
04/11/2022 04:00:00 PM	31.7	44	52	35	32.5	23.1%	26.8
04/11/2022 05:00:00 PM	30.4	63	74	35	32.5	16.2%	26.6
04/11/2022 06:00:00 PM	29.6	60	71	35	32.5	11.3%	25.7
04/11/2022 07:00:00 PM	32.3	41	48	35	32.5	27.1%	26.9
04/11/2022 08:00:00 PM	32.5	22	26	40	33.2	26.9%	27.2

Incoming Summary  
Hall Lane coming from Long Stratton

from Wed-Oct-26-2022-02-00-AM to Wed-Feb-01-2023-02-59-PM

04/11/2022 09:00:00 PM	31.0	24	28	35	32.5	17.9%	25.4
04/11/2022 10:00:00 PM	35.0	13	15	40	35.0	26.7%	27.1
04/11/2022 11:00:00 PM	33.3	8	9	35	32.5	33.3%	28.9
05/11/2022 12:00:00 AM	30.0	5	6	40	37.5	16.7%	28.7
05/11/2022 01:00:00 AM	28.8	3	4	30	0.0	0.0%	27.3
05/11/2022 02:00:00 AM	15.0	1	1	15	0.0	0.0%	12.0
05/11/2022 03:00:00 AM	30.0	3	4	35	32.5	25.0%	24.5
05/11/2022 04:00:00 AM	35.0	1	1	35	32.5	100.0%	32.0
05/11/2022 05:00:00 AM	0.0	0	0	0	0.0	0.0%	0.0
05/11/2022 06:00:00 AM	35.0	3	3	35	32.5	66.7%	30.3
05/11/2022 07:00:00 AM	30.0	1	1	30	0.0	0.0%	27.0
05/11/2022 08:00:00 AM	35.0	6	7	40	35.0	28.6%	27.9
05/11/2022 09:00:00 AM	32.5	8	10	40	34.2	30.0%	27.8
05/11/2022 10:00:00 AM	31.0	26	31	40	33.3	19.4%	26.6
05/11/2022 11:00:00 AM	31.1	42	50	40	33.0	20.0%	25.1
05/11/2022 12:00:00 PM	30.0	46	54	40	33.1	14.8%	24.6
05/11/2022 01:00:00 PM	31.0	44	52	35	32.5	19.2%	27.3
05/11/2022 02:00:00 PM	29.8	40	47	35	32.5	12.8%	26.1
05/11/2022 03:00:00 PM	29.8	33	39	35	32.5	12.8%	27.7
05/11/2022 04:00:00 PM	30.7	37	43	35	32.5	16.3%	26.3
05/11/2022 05:00:00 PM	29.4	24	28	35	32.5	7.1%	25.7
05/11/2022 06:00:00 PM	29.4	26	30	35	32.5	3.3%	26.8
05/11/2022 07:00:00 PM	31.9	27	32	35	32.5	25.0%	27.3
05/11/2022 08:00:00 PM	32.0	18	21	35	32.5	23.8%	27.3
05/11/2022 09:00:00 PM	31.7	18	21	40	33.8	19.0%	27.2
05/11/2022 10:00:00 PM	29.5	12	14	35	32.5	7.1%	26.9
05/11/2022 11:00:00 PM	32.5	8	10	35	32.5	40.0%	28.7
06/11/2022 12:00:00 AM	35.0	3	4	40	34.2	75.0%	30.8
06/11/2022 01:00:00 AM	35.0	3	4	40	35.0	50.0%	30.8
06/11/2022 02:00:00 AM	30.0	2	2	30	0.0	0.0%	22.0
06/11/2022 03:00:00 AM	35.0	1	1	35	32.5	100.0%	32.0
06/11/2022 04:00:00 AM	0.0	0	0	0	0.0	0.0%	0.0
06/11/2022 05:00:00 AM	0.0	0	0	0	0.0	0.0%	0.0
06/11/2022 06:00:00 AM	35.0	1	1	35	32.5	100.0%	32.0
06/11/2022 07:00:00 AM	30.0	3	3	30	0.0	0.0%	25.3
06/11/2022 08:00:00 AM	35.0	1	1	35	32.5	100.0%	32.0
06/11/2022 09:00:00 AM	35.0	2	2	35	32.5	50.0%	29.5
06/11/2022 10:00:00 AM	32.5	8	9	35	32.5	22.2%	27.6
06/11/2022 11:00:00 AM	29.5	22	26	35	32.5	7.7%	26.5
06/11/2022 12:00:00 PM	32.5	26	31	40	33.1	29.0%	27.9
06/11/2022 01:00:00 PM	30.0	30	35	40	33.5	14.3%	25.7
06/11/2022 02:00:00 PM	32.5	32	38	40	33.5	26.3%	27.7
06/11/2022 03:00:00 PM	30.0	25	29	40	33.8	13.8%	26.7
06/11/2022 04:00:00 PM	31.7	26	30	40	34.5	16.7%	26.8
06/11/2022 05:00:00 PM	29.3	23	27	40	35.0	7.4%	24.7
06/11/2022 06:00:00 PM	30.0	17	20	35	32.5	15.0%	26.3
06/11/2022 07:00:00 PM	31.7	26	31	45	33.9	22.6%	27.2

Incoming Summary  
Hall Lane coming from Long Stratton

from Wed-Oct-26-2022-02-00-AM to Wed-Feb-01-2023-02-59-PM

06/11/2022 08:00:00 PM	33.0	12	14	35	32.5	35.7%	27.9
06/11/2022 09:00:00 PM	30.0	13	15	35	32.5	13.3%	25.1
06/11/2022 10:00:00 PM	28.3	5	6	30	0.0	0.0%	24.7
06/11/2022 11:00:00 PM	35.0	8	9	40	34.2	33.3%	28.7
07/11/2022 12:00:00 AM	0.0	0	0	0	0.0	0.0%	0.0
07/11/2022 01:00:00 AM	35.0	3	3	35	32.5	33.3%	27.0
07/11/2022 02:00:00 AM	25.0	1	1	25	0.0	0.0%	22.0
07/11/2022 03:00:00 AM	0.0	0	0	0	0.0	0.0%	0.0
07/11/2022 04:00:00 AM	0.0	0	0	0	0.0	0.0%	0.0
07/11/2022 05:00:00 AM	0.0	0	0	0	0.0	0.0%	0.0
07/11/2022 06:00:00 AM	40.0	1	1	40	37.5	100.0%	37.0
07/11/2022 07:00:00 AM	32.5	4	5	35	32.5	40.0%	29.0
07/11/2022 08:00:00 AM	29.7	20	23	40	37.5	8.7%	26.7
07/11/2022 09:00:00 AM	32.0	52	61	35	32.5	24.6%	27.7
07/11/2022 10:00:00 AM	31.1	42	50	40	33.0	20.0%	26.7
07/11/2022 11:00:00 AM	30.0	47	55	40	33.1	14.5%	25.9
07/11/2022 12:00:00 PM	28.9	38	45	40	34.2	6.7%	24.5
07/11/2022 01:00:00 PM	28.3	28	33	30	0.0	0.0%	23.2
07/11/2022 02:00:00 PM	29.5	34	40	35	32.5	10.0%	24.5
07/11/2022 03:00:00 PM	29.1	32	38	40	37.5	2.6%	25.4
07/11/2022 04:00:00 PM	29.4	42	49	35	32.5	8.2%	24.9
07/11/2022 05:00:00 PM	29.1	41	48	35	32.5	8.3%	23.5
07/11/2022 06:00:00 PM	28.8	49	58	35	32.5	5.2%	24.2
07/11/2022 07:00:00 PM	29.4	45	53	35	32.5	9.4%	24.6
07/11/2022 08:00:00 PM	32.5	23	27	40	34.2	22.2%	28.2
07/11/2022 09:00:00 PM	33.3	14	16	35	32.5	37.5%	26.8
07/11/2022 10:00:00 PM	29.0	8	10	35	32.5	10.0%	25.6
07/11/2022 11:00:00 PM	32.5	6	7	35	32.5	28.6%	27.0
08/11/2022 12:00:00 AM	30.0	3	3	30	0.0	0.0%	24.0
08/11/2022 01:00:00 AM	30.0	2	2	30	0.0	0.0%	27.0
08/11/2022 02:00:00 AM	0.0	0	0	0	0.0	0.0%	0.0
08/11/2022 03:00:00 AM	0.0	0	0	0	0.0	0.0%	0.0
08/11/2022 04:00:00 AM	30.0	1	1	30	0.0	0.0%	27.0
08/11/2022 05:00:00 AM	0.0	0	0	0	0.0	0.0%	0.0
08/11/2022 06:00:00 AM	0.0	0	0	0	0.0	0.0%	0.0
08/11/2022 07:00:00 AM	32.5	3	4	35	32.5	50.0%	29.5
08/11/2022 08:00:00 AM	32.0	25	29	40	33.3	20.7%	27.1
08/11/2022 09:00:00 AM	31.2	52	61	35	32.5	19.7%	27.1
08/11/2022 10:00:00 AM	30.8	62	73	35	32.5	17.8%	24.9
08/11/2022 11:00:00 AM	29.6	37	44	35	32.5	11.4%	26.0
08/11/2022 12:00:00 PM	29.6	31	37	35	32.5	10.8%	26.1
08/11/2022 01:00:00 PM	30.0	25	29	35	32.5	13.8%	26.0
08/11/2022 02:00:00 PM	29.0	33	39	35	32.5	7.7%	22.6
08/11/2022 03:00:00 PM	29.5	27	32	35	32.5	9.4%	25.9
08/11/2022 04:00:00 PM	28.8	42	50	35	32.5	2.0%	24.7
08/11/2022 05:00:00 PM	29.3	47	55	35	32.5	9.1%	23.0
08/11/2022 06:00:00 PM	29.1	43	51	35	32.5	7.8%	24.0



Incoming Summary  
Hall Lane coming from Long Stratton

from Wed-Oct-26-2022-02-00-AM to Wed-Feb-01-2023-02-59-PM

08/11/2022 07:00:00 PM	30.0	41	48	35	32.5	14.6%	26.2
08/11/2022 08:00:00 PM	29.4	28	33	35	32.5	9.1%	25.6
08/11/2022 09:00:00 PM	32.5	19	22	40	33.5	22.7%	27.7
08/11/2022 10:00:00 PM	29.4	9	11	35	32.5	9.1%	25.7
08/11/2022 11:00:00 PM	30.0	4	5	35	32.5	20.0%	28.2
09/11/2022 12:00:00 AM	30.0	2	2	30	0.0	0.0%	27.0
09/11/2022 01:00:00 AM	0.0	0	0	0	0.0	0.0%	0.0
09/11/2022 02:00:00 AM	0.0	0	0	0	0.0	0.0%	0.0
09/11/2022 03:00:00 AM	35.0	1	1	35	32.5	100.0%	32.0
09/11/2022 04:00:00 AM	35.0	2	2	35	32.5	100.0%	32.0
09/11/2022 05:00:00 AM	0.0	0	0	0	0.0	0.0%	0.0
09/11/2022 06:00:00 AM	0.0	0	0	0	0.0	0.0%	0.0
09/11/2022 07:00:00 AM	35.0	5	6	40	35.0	33.3%	29.5
09/11/2022 08:00:00 AM	35.0	19	22	40	34.2	40.9%	29.5
09/11/2022 09:00:00 AM	32.3	39	46	35	32.5	28.3%	28.2
09/11/2022 10:00:00 AM	29.5	52	61	35	32.5	9.8%	25.3
09/11/2022 11:00:00 AM	30.0	30	35	35	32.5	14.3%	27.1
09/11/2022 12:00:00 PM	29.8	31	36	40	33.8	11.1%	26.2
09/11/2022 01:00:00 PM	30.8	32	38	40	33.2	18.4%	27.2
09/11/2022 02:00:00 PM	30.0	35	41	40	33.3	14.6%	26.5
09/11/2022 03:00:00 PM	29.2	39	46	35	32.5	6.5%	24.5
09/11/2022 04:00:00 PM	31.0	29	34	40	33.3	17.6%	26.9
09/11/2022 05:00:00 PM	30.0	31	36	35	32.5	13.9%	24.8
09/11/2022 06:00:00 PM	29.6	44	52	40	33.3	11.5%	25.7
09/11/2022 07:00:00 PM	29.8	39	46	35	32.5	13.0%	26.3
09/11/2022 08:00:00 PM	30.0	31	37	40	34.2	16.2%	26.6
09/11/2022 09:00:00 PM	29.3	17	20	35	32.5	5.0%	26.0
09/11/2022 10:00:00 PM	30.0	12	14	35	32.5	14.3%	25.8
09/11/2022 11:00:00 PM	32.5	12	14	40	34.2	21.4%	27.9
10/11/2022 12:00:00 AM	30.0	5	6	40	37.5	16.7%	28.8
10/11/2022 01:00:00 AM	0.0	0	0	0	0.0	0.0%	0.0
10/11/2022 02:00:00 AM	0.0	0	0	0	0.0	0.0%	0.0
10/11/2022 03:00:00 AM	35.0	1	1	35	32.5	100.0%	32.0
10/11/2022 04:00:00 AM	0.0	0	0	0	0.0	0.0%	0.0
10/11/2022 05:00:00 AM	0.0	0	0	0	0.0	0.0%	0.0
10/11/2022 06:00:00 AM	35.0	2	2	35	32.5	50.0%	29.5
10/11/2022 07:00:00 AM	35.0	3	3	35	32.5	33.3%	28.7
10/11/2022 08:00:00 AM	35.0	14	16	40	35.8	18.8%	28.4
10/11/2022 09:00:00 AM	29.9	48	56	35	32.5	12.5%	26.8
10/11/2022 10:00:00 AM	30.6	51	60	40	33.0	16.7%	26.2
10/11/2022 11:00:00 AM	29.2	43	51	35	32.5	5.9%	25.4
10/11/2022 12:00:00 PM	28.9	38	45	35	32.5	4.4%	24.9
10/11/2022 01:00:00 PM	29.5	31	37	35	32.5	10.8%	25.8
10/11/2022 02:00:00 PM	29.3	36	42	35	32.5	7.1%	24.2
10/11/2022 03:00:00 PM	29.5	32	38	35	32.5	7.9%	26.3
10/11/2022 04:00:00 PM	29.5	37	43	40	33.8	9.3%	25.1
10/11/2022 05:00:00 PM	29.0	50	59	35	32.5	5.1%	25.1

Incoming Summary  
Hall Lane coming from Long Stratton

from Wed-Oct-26-2022-02-00-AM to Wed-Feb-01-2023-02-59-PM

10/11/2022 06:00:00 PM	29.1	44	52	35	32.5	7.7%	23.8
10/11/2022 07:00:00 PM	29.8	50	59	45	33.8	13.6%	24.8
10/11/2022 08:00:00 PM	33.9	22	26	40	33.4	42.3%	28.8
10/11/2022 09:00:00 PM	31.2	21	25	40	33.5	20.0%	27.4
10/11/2022 10:00:00 PM	30.0	14	16	35	32.5	12.5%	25.5
10/11/2022 11:00:00 PM	28.3	7	8	30	0.0	0.0%	21.4
11/11/2022 12:00:00 AM	28.8	3	4	30	0.0	0.0%	27.3
11/11/2022 01:00:00 AM	30.0	2	2	30	0.0	0.0%	27.0
11/11/2022 02:00:00 AM	35.0	1	1	35	32.5	100.0%	32.0
11/11/2022 03:00:00 AM	0.0	0	0	0	0.0	0.0%	0.0
11/11/2022 04:00:00 AM	35.0	1	1	35	32.5	100.0%	32.0
11/11/2022 05:00:00 AM	0.0	0	0	0	0.0	0.0%	0.0
11/11/2022 06:00:00 AM	30.0	1	1	30	0.0	0.0%	27.0
11/11/2022 07:00:00 AM	35.0	3	3	35	32.5	66.7%	28.7
11/11/2022 08:00:00 AM	33.3	10	12	40	33.8	33.3%	27.2
11/11/2022 09:00:00 AM	31.9	40	47	40	33.5	21.3%	27.9
11/11/2022 10:00:00 AM	29.7	48	56	40	33.3	10.7%	25.7
11/11/2022 11:00:00 AM	29.9	51	60	40	33.1	13.3%	26.8
11/11/2022 12:00:00 PM	30.0	46	54	40	33.1	14.8%	26.6
11/11/2022 01:00:00 PM	29.8	37	44	35	32.5	13.6%	25.4
11/11/2022 02:00:00 PM	29.7	39	46	35	32.5	10.9%	26.6
11/11/2022 03:00:00 PM	30.0	42	49	35	32.5	14.3%	25.9
11/11/2022 04:00:00 PM	30.0	46	54	35	32.5	14.8%	25.9
11/11/2022 05:00:00 PM	29.5	52	61	35	32.5	9.8%	24.5
11/11/2022 06:00:00 PM	29.6	44	52	35	32.5	11.5%	25.4
11/11/2022 07:00:00 PM	30.6	59	69	40	33.4	15.9%	25.8
11/11/2022 08:00:00 PM	31.2	26	30	40	33.5	16.7%	27.0
11/11/2022 09:00:00 PM	30.0	17	20	35	32.5	15.0%	27.2
11/11/2022 10:00:00 PM	29.5	15	18	35	32.5	11.1%	24.9
11/11/2022 11:00:00 PM	30.0	9	11	40	37.5	18.2%	28.1
12/11/2022 12:00:00 AM	35.0	3	3	35	32.5	33.3%	28.7
12/11/2022 01:00:00 AM	30.0	3	4	35	32.5	25.0%	24.5
12/11/2022 02:00:00 AM	28.8	3	4	30	0.0	0.0%	27.3
12/11/2022 03:00:00 AM	0.0	0	0	0	0.0	0.0%	0.0
12/11/2022 04:00:00 AM	35.0	1	1	35	32.5	100.0%	32.0
12/11/2022 05:00:00 AM	0.0	0	0	0	0.0	0.0%	0.0
12/11/2022 06:00:00 AM	30.0	3	3	30	0.0	0.0%	25.3
12/11/2022 07:00:00 AM	30.0	3	3	30	0.0	0.0%	25.3
12/11/2022 08:00:00 AM	35.0	8	9	40	33.8	44.4%	28.2
12/11/2022 09:00:00 AM	28.6	10	12	30	0.0	0.0%	25.2
12/11/2022 10:00:00 AM	31.0	26	30	35	32.5	16.7%	26.6
12/11/2022 11:00:00 AM	29.8	34	40	35	32.5	12.5%	25.8
12/11/2022 12:00:00 PM	29.9	53	62	35	32.5	12.9%	26.1
12/11/2022 01:00:00 PM	31.5	41	48	35	32.5	20.8%	27.1
12/11/2022 02:00:00 PM	30.0	37	43	35	32.5	14.0%	26.4
12/11/2022 03:00:00 PM	30.0	43	51	40	33.1	15.7%	25.5
12/11/2022 04:00:00 PM	30.0	30	35	35	32.5	14.3%	26.0

Incoming Summary  
Hall Lane coming from Long Stratton

from Wed-Oct-26-2022-02-00-AM to Wed-Feb-01-2023-02-59-PM

12/11/2022 05:00:00 PM	31.0	26	30	35	32.5	16.7%	23.9
12/11/2022 06:00:00 PM	30.0	23	27	45	36.3	14.8%	26.6
12/11/2022 07:00:00 PM	29.7	42	50	35	32.5	12.0%	26.2
12/11/2022 08:00:00 PM	29.7	21	25	40	34.2	12.0%	26.7
12/11/2022 09:00:00 PM	29.6	15	18	35	32.5	11.1%	26.4
12/11/2022 10:00:00 PM	30.0	8	10	45	37.5	20.0%	27.6
12/11/2022 11:00:00 PM	28.8	5	6	30	0.0	0.0%	25.3
13/11/2022 12:00:00 AM	35.0	8	9	40	34.2	33.3%	29.3
13/11/2022 01:00:00 AM	35.0	3	3	35	32.5	33.3%	29.0
13/11/2022 02:00:00 AM	0.0	0	0	0	0.0	0.0%	0.0
13/11/2022 03:00:00 AM	0.0	0	0	0	0.0	0.0%	0.0
13/11/2022 04:00:00 AM	0.0	0	0	0	0.0	0.0%	0.0
13/11/2022 05:00:00 AM	0.0	0	0	0	0.0	0.0%	0.0
13/11/2022 06:00:00 AM	35.0	1	1	35	32.5	100.0%	32.0
13/11/2022 07:00:00 AM	40.0	1	1	40	37.5	100.0%	37.0
13/11/2022 08:00:00 AM	35.0	3	3	35	32.5	33.3%	28.7
13/11/2022 09:00:00 AM	30.0	11	13	35	32.5	15.4%	28.1
13/11/2022 10:00:00 AM	32.0	14	17	35	32.5	29.4%	26.9
13/11/2022 11:00:00 AM	32.5	26	30	40	33.2	23.3%	27.6
13/11/2022 12:00:00 PM	29.7	46	54	35	32.5	11.1%	26.9
13/11/2022 01:00:00 PM	30.0	31	36	35	32.5	13.9%	24.5
13/11/2022 02:00:00 PM	31.7	31	36	40	33.2	19.4%	26.6
13/11/2022 03:00:00 PM	31.7	31	36	40	35.0	16.7%	26.8
13/11/2022 04:00:00 PM	30.0	16	19	40	34.2	15.8%	26.9
13/11/2022 05:00:00 PM	28.6	27	32	30	0.0	0.0%	24.8
13/11/2022 06:00:00 PM	31.4	32	38	40	33.1	21.1%	26.9
13/11/2022 07:00:00 PM	32.5	24	28	45	35.0	21.4%	27.7
13/11/2022 08:00:00 PM	31.7	14	16	35	32.5	18.8%	27.3
13/11/2022 09:00:00 PM	29.0	5	6	30	0.0	0.0%	26.5
13/11/2022 10:00:00 PM	29.6	13	15	40	37.5	6.7%	27.3
13/11/2022 11:00:00 PM	30.0	4	5	35	32.5	20.0%	24.0
14/11/2022 12:00:00 AM	0.0	0	0	0	0.0	0.0%	0.0
14/11/2022 01:00:00 AM	0.0	0	0	0	0.0	0.0%	0.0
14/11/2022 02:00:00 AM	0.0	0	0	0	0.0	0.0%	0.0
14/11/2022 03:00:00 AM	0.0	0	0	0	0.0	0.0%	0.0
14/11/2022 04:00:00 AM	0.0	0	0	0	0.0	0.0%	0.0
14/11/2022 05:00:00 AM	0.0	0	0	0	0.0	0.0%	0.0
14/11/2022 06:00:00 AM	35.0	3	3	35	32.5	66.7%	30.3
14/11/2022 07:00:00 AM	35.0	3	3	35	32.5	33.3%	28.7
14/11/2022 08:00:00 AM	36.7	16	19	45	35.0	52.6%	29.9
14/11/2022 09:00:00 AM	32.2	53	62	35	32.5	25.8%	27.5
14/11/2022 10:00:00 AM	30.8	55	65	35	32.5	18.5%	26.9
14/11/2022 11:00:00 AM	29.4	42	49	35	32.5	8.2%	24.6
14/11/2022 12:00:00 PM	28.3	31	37	35	32.5	2.7%	23.4
14/11/2022 01:00:00 PM	29.0	29	34	35	32.5	8.8%	22.4
14/11/2022 02:00:00 PM	29.3	31	36	40	35.8	8.3%	23.9
14/11/2022 03:00:00 PM	29.3	39	46	35	32.5	8.7%	24.3

Incoming Summary  
Hall Lane coming from Long Stratton

from Wed-Oct-26-2022-02-00-AM to Wed-Feb-01-2023-02-59-PM

14/11/2022 04:00:00 PM	29.4	33	39	35	32.5	10.3%	23.8
14/11/2022 05:00:00 PM	29.6	48	56	35	32.5	10.7%	24.2
14/11/2022 06:00:00 PM	28.8	51	60	35	32.5	5.0%	24.3
14/11/2022 07:00:00 PM	29.8	40	47	40	33.3	12.8%	26.9
14/11/2022 08:00:00 PM	29.2	15	18	35	32.5	5.6%	26.1
14/11/2022 09:00:00 PM	31.7	14	16	35	32.5	18.8%	27.2
14/11/2022 10:00:00 PM	33.3	5	6	35	32.5	50.0%	28.8
14/11/2022 11:00:00 PM	28.8	3	4	30	0.0	0.0%	27.0
15/11/2022 12:00:00 AM	30.0	7	8	35	32.5	12.5%	23.4
15/11/2022 01:00:00 AM	20.0	1	1	20	0.0	0.0%	17.0
15/11/2022 02:00:00 AM	30.0	1	1	30	0.0	0.0%	27.0
15/11/2022 03:00:00 AM	0.0	0	0	0	0.0	0.0%	0.0
15/11/2022 04:00:00 AM	35.0	1	1	35	32.5	100.0%	32.0
15/11/2022 05:00:00 AM	0.0	0	0	0	0.0	0.0%	0.0
15/11/2022 06:00:00 AM	35.0	2	2	35	32.5	50.0%	27.0
15/11/2022 07:00:00 AM	33.3	6	7	35	32.5	42.9%	26.3
15/11/2022 08:00:00 AM	32.5	18	21	40	33.5	23.8%	27.2
15/11/2022 09:00:00 AM	29.8	57	67	40	33.1	11.9%	26.1
15/11/2022 10:00:00 AM	29.6	42	50	35	32.5	12.0%	25.9
15/11/2022 11:00:00 AM	29.1	38	45	35	32.5	6.7%	25.3
15/11/2022 12:00:00 PM	29.2	31	37	35	32.5	8.1%	24.8
15/11/2022 01:00:00 PM	30.8	28	33	35	32.5	18.2%	25.3
15/11/2022 02:00:00 PM	29.8	38	45	35	32.5	13.3%	26.2
15/11/2022 03:00:00 PM	30.0	25	29	40	35.0	13.8%	26.9
15/11/2022 04:00:00 PM	29.8	29	34	40	33.8	11.8%	27.6
15/11/2022 05:00:00 PM	30.0	26	31	35	32.5	16.1%	24.5
15/11/2022 06:00:00 PM	29.3	33	39	35	32.5	7.7%	25.5
15/11/2022 07:00:00 PM	30.0	42	50	35	32.5	16.0%	25.6
15/11/2022 08:00:00 PM	32.2	34	40	45	33.5	25.0%	27.2
15/11/2022 09:00:00 PM	31.7	18	21	45	35.0	19.0%	27.4
15/11/2022 10:00:00 PM	33.8	9	11	45	34.5	45.5%	29.9
15/11/2022 11:00:00 PM	30.0	6	7	35	32.5	14.3%	26.3
16/11/2022 12:00:00 AM	32.5	5	6	35	32.5	33.3%	28.8
16/11/2022 01:00:00 AM	0.0	0	0	0	0.0	0.0%	0.0
16/11/2022 02:00:00 AM	0.0	0	0	0	0.0	0.0%	0.0
16/11/2022 03:00:00 AM	0.0	0	0	0	0.0	0.0%	0.0
16/11/2022 04:00:00 AM	30.0	1	1	30	0.0	0.0%	27.0
16/11/2022 05:00:00 AM	0.0	0	0	0	0.0	0.0%	0.0
16/11/2022 06:00:00 AM	35.0	3	3	35	32.5	33.3%	22.0
16/11/2022 07:00:00 AM	28.8	10	12	30	0.0	0.0%	25.5
16/11/2022 08:00:00 AM	32.5	24	28	40	34.2	21.4%	26.6
16/11/2022 09:00:00 AM	31.9	49	58	40	32.9	24.1%	27.9
16/11/2022 10:00:00 AM	31.9	58	68	40	33.2	22.1%	27.1
16/11/2022 11:00:00 AM	29.3	42	50	35	32.5	6.0%	26.8
16/11/2022 12:00:00 PM	30.8	31	36	35	32.5	16.7%	26.2
16/11/2022 01:00:00 PM	29.2	21	25	40	37.5	4.0%	26.3
16/11/2022 02:00:00 PM	29.7	31	36	35	32.5	11.1%	25.4

Incoming Summary  
Hall Lane coming from Long Stratton

from Wed-Oct-26-2022-02-00-AM to Wed-Feb-01-2023-02-59-PM

16/11/2022 03:00:00 PM	28.9	34	40	35	32.5	5.0%	23.9
16/11/2022 04:00:00 PM	29.1	34	40	35	32.5	5.0%	25.1
16/11/2022 05:00:00 PM	29.2	51	60	35	32.5	8.3%	24.7
16/11/2022 06:00:00 PM	29.6	37	44	35	32.5	13.6%	23.8
16/11/2022 07:00:00 PM	29.8	45	53	40	33.9	13.2%	26.6
16/11/2022 08:00:00 PM	32.5	24	28	40	33.2	25.0%	28.2
16/11/2022 09:00:00 PM	31.2	15	18	35	32.5	22.2%	27.9
16/11/2022 10:00:00 PM	33.8	11	13	40	33.5	38.5%	29.1
16/11/2022 11:00:00 PM	30.0	9	11	35	32.5	18.2%	27.2
17/11/2022 12:00:00 AM	30.0	5	6	35	32.5	16.7%	27.0
17/11/2022 01:00:00 AM	30.0	2	2	30	0.0	0.0%	27.0
17/11/2022 02:00:00 AM	0.0	0	0	0	0.0	0.0%	0.0
17/11/2022 03:00:00 AM	0.0	0	0	0	0.0	0.0%	0.0
17/11/2022 04:00:00 AM	30.0	1	1	30	0.0	0.0%	27.0
17/11/2022 05:00:00 AM	30.0	1	1	30	0.0	0.0%	27.0
17/11/2022 06:00:00 AM	25.0	1	1	25	0.0	0.0%	22.0
17/11/2022 07:00:00 AM	32.5	5	6	35	32.5	33.3%	27.0
17/11/2022 08:00:00 AM	33.3	20	23	40	33.2	30.4%	28.0
17/11/2022 09:00:00 AM	29.3	49	58	35	32.5	6.9%	25.4
17/11/2022 10:00:00 AM	32.3	53	62	40	33.2	24.2%	27.1
17/11/2022 11:00:00 AM	31.1	37	44	35	32.5	20.5%	26.6
17/11/2022 12:00:00 PM	30.0	37	43	35	32.5	14.0%	26.0
17/11/2022 01:00:00 PM	30.0	32	38	35	32.5	15.8%	25.2
17/11/2022 02:00:00 PM	31.0	27	32	40	33.3	18.8%	26.8
17/11/2022 03:00:00 PM	29.3	42	49	35	32.5	8.2%	24.8
17/11/2022 04:00:00 PM	30.8	31	36	35	32.5	16.7%	26.3
17/11/2022 05:00:00 PM	30.0	37	43	35	32.5	14.0%	26.1
17/11/2022 06:00:00 PM	32.1	37	43	45	34.2	20.9%	26.7
17/11/2022 07:00:00 PM	31.4	37	43	40	33.1	18.6%	27.4
17/11/2022 08:00:00 PM	31.0	25	29	35	32.5	17.2%	26.7
17/11/2022 09:00:00 PM	33.3	16	19	45	35.5	26.3%	28.6
17/11/2022 10:00:00 PM	32.5	11	13	35	32.5	30.8%	27.5
17/11/2022 11:00:00 PM	30.0	5	6	35	32.5	16.7%	28.0
18/11/2022 12:00:00 AM	32.5	4	5	35	32.5	40.0%	27.0
18/11/2022 01:00:00 AM	32.5	3	4	35	32.5	50.0%	29.8
18/11/2022 02:00:00 AM	0.0	0	0	0	0.0	0.0%	0.0
18/11/2022 03:00:00 AM	0.0	0	0	0	0.0	0.0%	0.0
18/11/2022 04:00:00 AM	35.0	1	1	35	32.5	100.0%	32.0
18/11/2022 05:00:00 AM	0.0	0	0	0	0.0	0.0%	0.0
18/11/2022 06:00:00 AM	30.0	2	2	30	0.0	0.0%	24.5
18/11/2022 07:00:00 AM	35.0	8	9	40	33.8	44.4%	28.7
18/11/2022 08:00:00 AM	35.0	16	19	40	34.6	36.8%	29.4
18/11/2022 09:00:00 AM	29.0	25	29	35	32.5	3.4%	24.2
18/11/2022 10:00:00 AM	**No Data**						
18/11/2022 11:00:00 AM	**No Data**						
.....							
07/12/2022 04:00:00 PM	30.0	3	3	30	0.0	0.0%	25.7

Incoming Summary  
Hall Lane coming from Long Stratton

from Wed-Oct-26-2022-02-00-AM to Wed-Feb-01-2023-02-59-PM

07/12/2022 05:00:00 PM	29.8	54	64	35	32.5	14.1%	25.6
07/12/2022 06:00:00 PM	30.0	54	63	35	32.5	14.3%	25.1
07/12/2022 07:00:00 PM	29.5	49	58	40	33.3	10.3%	25.8
07/12/2022 08:00:00 PM	29.7	36	42	35	32.5	11.9%	24.9
07/12/2022 09:00:00 PM	31.7	20	24	35	32.5	25.0%	27.0
07/12/2022 10:00:00 PM	29.5	14	17	35	32.5	11.8%	26.6
07/12/2022 11:00:00 PM	31.7	10	12	35	32.5	25.0%	26.8
08/12/2022 12:00:00 AM	35.0	1	1	35	32.5	100.0%	32.0
08/12/2022 01:00:00 AM	30.0	3	3	30	0.0	0.0%	25.3
08/12/2022 02:00:00 AM	0.0	0	0	0	0.0	0.0%	0.0
08/12/2022 03:00:00 AM	0.0	0	0	0	0.0	0.0%	0.0
08/12/2022 04:00:00 AM	25.0	1	1	25	0.0	0.0%	22.0
08/12/2022 05:00:00 AM	35.0	1	1	35	32.5	100.0%	32.0
08/12/2022 06:00:00 AM	35.0	3	3	35	32.5	33.3%	28.7
08/12/2022 07:00:00 AM	33.3	5	6	35	32.5	50.0%	29.5
08/12/2022 08:00:00 AM	30.8	30	35	35	32.5	17.1%	26.1
08/12/2022 09:00:00 AM	31.0	48	56	35	32.5	17.9%	24.8
08/12/2022 10:00:00 AM	29.7	37	44	40	33.3	13.6%	24.8
08/12/2022 11:00:00 AM	30.0	35	41	35	32.5	14.6%	25.3
08/12/2022 12:00:00 PM	31.4	36	42	40	33.1	19.0%	24.5
08/12/2022 01:00:00 PM	32.5	48	56	40	33.2	25.0%	27.1
08/12/2022 02:00:00 PM	31.8	50	59	40	33.3	22.0%	27.5
08/12/2022 03:00:00 PM	31.1	39	46	35	32.5	19.6%	25.7
08/12/2022 04:00:00 PM	29.6	58	68	50	34.6	10.3%	25.9
08/12/2022 05:00:00 PM	30.0	67	79	40	33.3	15.2%	26.4
08/12/2022 06:00:00 PM	30.0	54	64	40	33.0	15.6%	25.5
08/12/2022 07:00:00 PM	28.2	53	62	35	32.5	3.2%	21.6
08/12/2022 08:00:00 PM	30.0	20	24	35	32.5	16.7%	25.9
08/12/2022 09:00:00 PM	32.1	31	36	40	33.1	22.2%	24.7
08/12/2022 10:00:00 PM	28.9	18	21	35	32.5	4.8%	22.9
08/12/2022 11:00:00 PM	30.0	6	7	40	37.5	14.3%	24.9
09/12/2022 12:00:00 AM	35.0	5	6	40	34.2	50.0%	30.5
09/12/2022 01:00:00 AM	30.0	3	3	30	0.0	0.0%	24.0
09/12/2022 02:00:00 AM	25.0	1	1	25	0.0	0.0%	22.0
09/12/2022 03:00:00 AM	0.0	0	0	0	0.0	0.0%	0.0
09/12/2022 04:00:00 AM	30.0	1	1	30	0.0	0.0%	27.0
09/12/2022 05:00:00 AM	30.0	1	1	30	0.0	0.0%	27.0
09/12/2022 06:00:00 AM	33.8	3	4	35	32.5	100.0%	32.0
09/12/2022 07:00:00 AM	33.3	7	8	35	32.5	37.5%	27.6
09/12/2022 08:00:00 AM	29.7	23	27	40	34.2	11.1%	25.8
09/12/2022 09:00:00 AM	30.0	34	40	35	32.5	15.0%	25.8
09/12/2022 10:00:00 AM	32.9	23	27	40	33.1	29.6%	28.0
09/12/2022 11:00:00 AM	29.4	26	30	40	35.0	6.7%	25.8
09/12/2022 12:00:00 PM	30.0	37	44	40	33.2	15.9%	26.3
09/12/2022 01:00:00 PM	29.3	53	62	35	32.5	8.1%	24.6
09/12/2022 02:00:00 PM	30.0	33	39	35	32.5	15.4%	26.0
09/12/2022 03:00:00 PM	29.4	47	55	35	32.5	7.3%	25.1

Incoming Summary  
Hall Lane coming from Long Stratton

from Wed-Oct-26-2022-02-00-AM to Wed-Feb-01-2023-02-59-PM

09/12/2022 04:00:00 PM	29.0	65	77	35	32.5	5.2%	24.5
09/12/2022 05:00:00 PM	28.3	53	62	35	32.5	1.6%	23.1
09/12/2022 06:00:00 PM	30.0	54	63	40	33.1	14.3%	25.2
09/12/2022 07:00:00 PM	29.5	42	50	40	34.2	12.0%	25.1
09/12/2022 08:00:00 PM	30.0	27	32	35	32.5	15.6%	26.7
09/12/2022 09:00:00 PM	29.4	27	32	35	32.5	9.4%	24.7
09/12/2022 10:00:00 PM	30.0	10	12	35	32.5	16.7%	26.8
09/12/2022 11:00:00 PM	30.0	8	9	35	32.5	11.1%	26.6
10/12/2022 12:00:00 AM	32.5	8	10	35	32.5	40.0%	26.5
10/12/2022 01:00:00 AM	27.5	4	5	30	0.0	0.0%	24.0
10/12/2022 02:00:00 AM	30.0	1	1	30	0.0	0.0%	27.0
10/12/2022 03:00:00 AM	35.0	2	2	35	32.5	50.0%	29.5
10/12/2022 04:00:00 AM	30.0	2	2	30	0.0	0.0%	27.0
10/12/2022 05:00:00 AM	35.0	3	3	35	32.5	66.7%	30.3
10/12/2022 06:00:00 AM	32.5	4	5	35	32.5	40.0%	28.0
10/12/2022 07:00:00 AM	0.0	0	0	0	0.0	0.0%	0.0
10/12/2022 08:00:00 AM	32.5	5	6	35	32.5	33.3%	27.8
10/12/2022 09:00:00 AM	30.0	6	7	40	37.5	14.3%	27.7
10/12/2022 10:00:00 AM	30.0	20	24	35	32.5	16.7%	27.3
10/12/2022 11:00:00 AM	29.3	41	48	35	32.5	8.3%	24.1
10/12/2022 12:00:00 PM	29.7	30	35	35	32.5	11.4%	25.1
10/12/2022 01:00:00 PM	31.0	53	62	40	33.0	17.7%	25.6
10/12/2022 02:00:00 PM	29.2	39	46	35	32.5	6.5%	24.3
10/12/2022 03:00:00 PM	31.1	47	55	40	33.0	18.2%	25.8
10/12/2022 04:00:00 PM	30.0	52	61	40	33.1	14.8%	25.6
10/12/2022 05:00:00 PM	29.0	44	52	40	35.0	7.7%	24.6
10/12/2022 06:00:00 PM	28.9	35	41	35	32.5	7.3%	23.7
10/12/2022 07:00:00 PM	28.9	33	39	35	32.5	5.1%	24.1
10/12/2022 08:00:00 PM	29.4	14	17	35	32.5	11.8%	26.1
10/12/2022 09:00:00 PM	32.5	8	10	40	34.2	30.0%	27.6
10/12/2022 10:00:00 PM	32.5	8	9	35	32.5	22.2%	25.9
10/12/2022 11:00:00 PM	30.0	18	21	35	32.5	14.3%	24.8
11/12/2022 12:00:00 AM	33.8	14	16	40	33.5	31.3%	26.8
11/12/2022 01:00:00 AM	30.0	3	4	35	32.5	25.0%	25.8
11/12/2022 02:00:00 AM	35.0	2	2	35	32.5	50.0%	29.5
11/12/2022 03:00:00 AM	30.0	1	1	30	0.0	0.0%	27.0
11/12/2022 04:00:00 AM	30.0	3	3	30	0.0	0.0%	25.3
11/12/2022 05:00:00 AM	25.0	1	1	25	0.0	0.0%	22.0
11/12/2022 06:00:00 AM	35.0	3	3	35	32.5	33.3%	25.3
11/12/2022 07:00:00 AM	30.0	1	1	30	0.0	0.0%	27.0
11/12/2022 08:00:00 AM	27.5	4	5	30	0.0	0.0%	24.2
11/12/2022 09:00:00 AM	28.0	8	10	30	0.0	0.0%	23.5
11/12/2022 10:00:00 AM	33.3	12	14	40	33.8	28.6%	28.6
11/12/2022 11:00:00 AM	30.0	22	26	35	32.5	15.4%	24.8
11/12/2022 12:00:00 PM	29.5	35	41	40	33.8	9.8%	24.7
11/12/2022 01:00:00 PM	29.7	30	35	35	32.5	11.4%	25.1
11/12/2022 02:00:00 PM	32.5	38	45	35	32.5	31.1%	28.0

Incoming Summary  
Hall Lane coming from Long Stratton

from Wed-Oct-26-2022-02-00-AM to Wed-Feb-01-2023-02-59-PM

11/12/2022 03:00:00 PM	32.1	31	36	40	33.1	22.2%	26.6
11/12/2022 04:00:00 PM	31.0	26	30	35	32.5	16.7%	25.7
11/12/2022 05:00:00 PM	29.3	42	49	40	34.2	6.1%	25.3
11/12/2022 06:00:00 PM	31.0	24	28	35	32.5	17.9%	26.0
11/12/2022 07:00:00 PM	29.3	22	26	35	32.5	7.7%	25.2
11/12/2022 08:00:00 PM	33.3	13	15	35	32.5	40.0%	27.6
11/12/2022 09:00:00 PM	30.0	9	11	40	35.0	18.2%	27.5
11/12/2022 10:00:00 PM	30.0	5	6	35	32.5	16.7%	23.0
11/12/2022 11:00:00 PM	35.0	3	3	35	32.5	33.3%	25.3
12/12/2022 12:00:00 AM	40.0	3	3	40	37.5	33.3%	30.3
12/12/2022 01:00:00 AM	0.0	0	0	0	0.0	0.0%	0.0
12/12/2022 02:00:00 AM	35.0	1	1	35	32.5	100.0%	32.0
12/12/2022 03:00:00 AM	0.0	0	0	0	0.0	0.0%	0.0
12/12/2022 04:00:00 AM	30.0	2	2	30	0.0	0.0%	27.0
12/12/2022 05:00:00 AM	35.0	3	4	40	35.0	50.0%	29.5
12/12/2022 06:00:00 AM	33.3	6	7	35	32.5	42.9%	28.4
12/12/2022 07:00:00 AM	30.0	3	4	35	32.5	25.0%	27.0
12/12/2022 08:00:00 AM	25.0	21	25	30	0.0	0.0%	22.2
12/12/2022 09:00:00 AM	28.6	31	37	35	32.5	8.1%	23.9
12/12/2022 10:00:00 AM	29.5	45	53	35	32.5	11.3%	24.1
12/12/2022 11:00:00 AM	29.4	31	37	35	32.5	10.8%	24.9
12/12/2022 12:00:00 PM	31.1	41	48	35	32.5	18.8%	26.7
12/12/2022 01:00:00 PM	29.4	30	35	35	32.5	5.7%	26.0
12/12/2022 02:00:00 PM	29.2	47	55	40	33.8	7.3%	24.5
12/12/2022 03:00:00 PM	29.6	45	53	35	32.5	11.3%	25.1
12/12/2022 04:00:00 PM	28.8	61	72	35	32.5	2.8%	24.4
12/12/2022 05:00:00 PM	28.1	37	44	35	32.5	2.3%	23.3
12/12/2022 06:00:00 PM	29.1	48	56	35	32.5	5.4%	24.3
12/12/2022 07:00:00 PM	29.1	45	53	35	32.5	5.7%	25.2
12/12/2022 08:00:00 PM	31.0	24	28	35	32.5	17.9%	25.8
12/12/2022 09:00:00 PM	29.4	10	12	35	32.5	8.3%	26.3
12/12/2022 10:00:00 PM	29.2	15	18	35	32.5	11.1%	24.9
12/12/2022 11:00:00 PM	32.5	6	7	35	32.5	28.6%	25.9
13/12/2022 12:00:00 AM	28.8	3	4	30	0.0	0.0%	27.3
13/12/2022 01:00:00 AM	30.0	2	2	30	0.0	0.0%	24.5
13/12/2022 02:00:00 AM	25.0	1	1	25	0.0	0.0%	22.0
13/12/2022 03:00:00 AM	0.0	0	0	0	0.0	0.0%	0.0
13/12/2022 04:00:00 AM	30.0	1	1	30	0.0	0.0%	27.0
13/12/2022 05:00:00 AM	35.0	3	3	35	32.5	33.3%	27.0
13/12/2022 06:00:00 AM	35.0	4	5	40	35.0	40.0%	29.0
13/12/2022 07:00:00 AM	30.0	5	6	35	32.5	16.7%	27.0
13/12/2022 08:00:00 AM	28.5	30	35	35	32.5	5.7%	22.5
13/12/2022 09:00:00 AM	28.9	31	37	35	32.5	8.1%	23.8
13/12/2022 10:00:00 AM	29.2	26	30	35	32.5	3.3%	25.6
13/12/2022 11:00:00 AM	29.4	25	29	35	32.5	6.9%	25.3
13/12/2022 12:00:00 PM	29.1	45	53	35	32.5	7.5%	24.1
13/12/2022 01:00:00 PM	29.8	32	38	40	33.5	13.2%	26.3



Incoming Summary  
Hall Lane coming from Long Stratton

from Wed-Oct-26-2022-02-00-AM to Wed-Feb-01-2023-02-59-PM

13/12/2022 02:00:00 PM	29.8	35	41	35	32.5	12.2%	25.6
13/12/2022 03:00:00 PM	29.3	53	62	35	32.5	6.5%	25.7
13/12/2022 04:00:00 PM	29.2	53	62	35	32.5	6.5%	24.7
13/12/2022 05:00:00 PM	28.1	53	62	35	32.5	3.2%	23.0
13/12/2022 06:00:00 PM	28.8	40	47	35	32.5	6.4%	23.6
13/12/2022 07:00:00 PM	28.8	49	58	35	32.5	3.4%	24.2
13/12/2022 08:00:00 PM	31.2	18	21	35	32.5	19.0%	26.0
13/12/2022 09:00:00 PM	30.0	14	17	35	32.5	17.6%	27.0
13/12/2022 10:00:00 PM	30.0	8	10	40	35.0	20.0%	27.7
13/12/2022 11:00:00 PM	32.5	7	8	35	32.5	25.0%	27.3
14/12/2022 12:00:00 AM	35.0	1	1	35	32.5	100.0%	32.0
14/12/2022 01:00:00 AM	15.0	1	1	15	0.0	0.0%	12.0
14/12/2022 02:00:00 AM	0.0	0	0	0	0.0	0.0%	0.0
14/12/2022 03:00:00 AM	30.0	2	2	30	0.0	0.0%	24.5
14/12/2022 04:00:00 AM	30.0	1	1	30	0.0	0.0%	27.0
14/12/2022 05:00:00 AM	30.0	2	2	30	0.0	0.0%	27.5
14/12/2022 06:00:00 AM	35.0	4	5	40	35.0	40.0%	30.2
14/12/2022 07:00:00 AM	30.0	3	4	35	32.5	25.0%	28.3
14/12/2022 08:00:00 AM	30.0	24	28	35	32.5	14.3%	24.7
14/12/2022 09:00:00 AM	28.4	28	33	30	0.0	0.0%	24.3
14/12/2022 10:00:00 AM	29.4	29	34	35	32.5	8.8%	24.9
14/12/2022 11:00:00 AM	29.7	26	30	35	32.5	10.0%	25.1
14/12/2022 12:00:00 PM	29.3	35	41	35	32.5	7.3%	25.0
14/12/2022 01:00:00 PM	29.6	35	41	40	33.8	9.8%	26.4
14/12/2022 02:00:00 PM	28.9	38	45	35	32.5	6.7%	23.2
14/12/2022 03:00:00 PM	28.9	57	67	35	32.5	3.0%	24.3
14/12/2022 04:00:00 PM	28.9	54	64	35	32.5	3.1%	24.5
14/12/2022 05:00:00 PM	28.5	48	57	35	32.5	7.0%	22.7
14/12/2022 06:00:00 PM	28.4	42	50	35	32.5	4.0%	24.0
14/12/2022 07:00:00 PM	30.0	42	49	35	32.5	14.3%	25.7
14/12/2022 08:00:00 PM	29.5	18	21	35	32.5	9.5%	24.8
14/12/2022 09:00:00 PM	29.5	20	23	35	32.5	8.7%	24.8
14/12/2022 10:00:00 PM	29.2	20	24	40	35.0	8.3%	25.4
14/12/2022 11:00:00 PM	30.0	10	12	40	35.0	16.7%	24.9
15/12/2022 12:00:00 AM	35.0	2	2	35	32.5	50.0%	27.0
15/12/2022 01:00:00 AM	35.0	1	1	35	32.5	100.0%	32.0
15/12/2022 02:00:00 AM	0.0	0	0	0	0.0	0.0%	0.0
15/12/2022 03:00:00 AM	30.0	1	1	30	0.0	0.0%	27.0
15/12/2022 04:00:00 AM	30.0	2	2	30	0.0	0.0%	24.5
15/12/2022 05:00:00 AM	45.0	3	3	45	37.5	66.7%	33.7
15/12/2022 06:00:00 AM	33.3	5	6	35	32.5	50.0%	29.7
15/12/2022 07:00:00 AM	30.0	5	6	35	32.5	16.7%	26.2
15/12/2022 08:00:00 AM	29.3	26	31	40	34.2	9.7%	25.3
15/12/2022 09:00:00 AM	28.5	38	45	35	32.5	2.2%	24.1
15/12/2022 10:00:00 AM	28.3	38	45	40	37.5	2.2%	23.2
15/12/2022 11:00:00 AM	29.6	34	40	35	32.5	10.0%	25.7
15/12/2022 12:00:00 PM	30.0	33	39	40	33.3	15.4%	25.1

Incoming Summary  
Hall Lane coming from Long Stratton

from Wed-Oct-26-2022-02-00-AM to Wed-Feb-01-2023-02-59-PM

15/12/2022 01:00:00 PM	28.9	43	51	35	32.5	5.9%	24.2
15/12/2022 02:00:00 PM	29.3	52	61	40	33.8	6.6%	25.7
15/12/2022 03:00:00 PM	29.0	33	39	40	35.0	5.1%	24.9
15/12/2022 04:00:00 PM	28.8	55	65	40	34.2	4.6%	24.3
15/12/2022 05:00:00 PM	28.1	43	51	30	0.0	0.0%	23.6
15/12/2022 06:00:00 PM	28.8	42	50	35	32.5	4.0%	24.3
15/12/2022 07:00:00 PM	28.8	51	60	35	32.5	5.0%	24.2
15/12/2022 08:00:00 PM	28.9	26	30	35	32.5	6.7%	23.6
15/12/2022 09:00:00 PM	31.2	16	19	35	32.5	21.1%	25.9
15/12/2022 10:00:00 PM	28.6	18	21	35	32.5	4.8%	23.4
15/12/2022 11:00:00 PM	30.0	14	16	35	32.5	12.5%	26.6
16/12/2022 12:00:00 AM	25.0	3	4	35	32.5	25.0%	24.8
16/12/2022 01:00:00 AM	35.0	2	2	35	32.5	100.0%	32.0
16/12/2022 02:00:00 AM	0.0	0	0	0	0.0	0.0%	0.0
16/12/2022 03:00:00 AM	0.0	0	0	0	0.0	0.0%	0.0
16/12/2022 04:00:00 AM	30.0	1	1	30	0.0	0.0%	27.0
16/12/2022 05:00:00 AM	0.0	0	0	0	0.0	0.0%	0.0
16/12/2022 06:00:00 AM	30.0	5	6	35	32.5	16.7%	27.0
16/12/2022 07:00:00 AM	33.3	5	6	35	32.5	50.0%	29.5
16/12/2022 08:00:00 AM	28.7	30	35	35	32.5	2.9%	22.4
16/12/2022 09:00:00 AM	29.4	31	37	40	33.8	10.8%	25.1
16/12/2022 10:00:00 AM	30.7	33	39	35	32.5	17.9%	25.6
16/12/2022 11:00:00 AM	29.3	43	51	35	32.5	7.8%	25.5
16/12/2022 12:00:00 PM	29.3	39	46	35	32.5	6.5%	25.6
16/12/2022 01:00:00 PM	30.0	31	37	35	32.5	16.2%	25.5
16/12/2022 02:00:00 PM	29.9	53	62	35	32.5	12.9%	25.2
16/12/2022 03:00:00 PM	29.2	54	64	35	32.5	7.8%	24.5
16/12/2022 04:00:00 PM	28.8	54	63	35	32.5	3.2%	24.0
16/12/2022 05:00:00 PM	29.0	58	68	35	32.5	5.9%	24.3
16/12/2022 06:00:00 PM	29.3	45	53	40	34.5	9.4%	24.8
16/12/2022 07:00:00 PM	28.5	47	55	40	37.5	1.8%	24.0
16/12/2022 08:00:00 PM	29.2	17	20	35	32.5	5.0%	25.5
16/12/2022 09:00:00 PM	30.0	29	34	35	32.5	14.7%	25.6
16/12/2022 10:00:00 PM	35.0	14	16	45	37.5	25.0%	27.4
16/12/2022 11:00:00 PM	31.7	11	13	35	32.5	23.1%	26.1
17/12/2022 12:00:00 AM	29.2	7	8	30	0.0	0.0%	25.8
17/12/2022 01:00:00 AM	35.0	5	6	40	34.2	50.0%	28.7
17/12/2022 02:00:00 AM	35.0	2	2	35	32.5	50.0%	29.5
17/12/2022 03:00:00 AM	0.0	0	0	0	0.0	0.0%	0.0
17/12/2022 04:00:00 AM	0.0	0	0	0	0.0	0.0%	0.0
17/12/2022 05:00:00 AM	30.0	1	1	30	0.0	0.0%	27.0
17/12/2022 06:00:00 AM	35.0	1	1	35	32.5	100.0%	32.0
17/12/2022 07:00:00 AM	30.0	2	2	30	0.0	0.0%	24.5
17/12/2022 08:00:00 AM	28.3	3	4	30	0.0	0.0%	26.0
17/12/2022 09:00:00 AM	28.0	9	11	30	0.0	0.0%	22.5
17/12/2022 10:00:00 AM	31.7	26	30	35	32.5	20.0%	24.8
17/12/2022 11:00:00 AM	29.4	30	35	35	32.5	8.6%	24.6

Incoming Summary  
Hall Lane coming from Long Stratton

from Wed-Oct-26-2022-02-00-AM to Wed-Feb-01-2023-02-59-PM

17/12/2022 12:00:00 PM	29.2	42	50	35	32.5	8.0%	24.7
17/12/2022 01:00:00 PM	30.0	37	44	40	33.2	15.9%	26.0
17/12/2022 02:00:00 PM	29.8	41	48	35	32.5	12.5%	25.5
17/12/2022 03:00:00 PM	30.0	36	42	35	32.5	14.3%	26.8
17/12/2022 04:00:00 PM	29.1	37	44	35	32.5	6.8%	25.1
17/12/2022 05:00:00 PM	28.9	44	52	35	32.5	1.9%	25.3
17/12/2022 06:00:00 PM	29.5	37	43	40	33.8	9.3%	25.1
17/12/2022 07:00:00 PM	29.5	43	51	40	33.3	11.8%	24.9
17/12/2022 08:00:00 PM	30.0	26	30	35	32.5	13.3%	25.9
17/12/2022 09:00:00 PM	32.5	20	23	40	33.5	21.7%	27.0
17/12/2022 10:00:00 PM	31.7	11	13	35	32.5	23.1%	25.9
17/12/2022 11:00:00 PM	30.0	11	13	35	32.5	15.4%	24.0
18/12/2022 12:00:00 AM	30.0	8	9	35	32.5	11.1%	24.9
18/12/2022 01:00:00 AM	30.0	6	7	40	37.5	14.3%	25.6
18/12/2022 02:00:00 AM	35.0	3	3	35	32.5	66.7%	23.7
18/12/2022 03:00:00 AM	0.0	0	0	0	0.0	0.0%	0.0
18/12/2022 04:00:00 AM	35.0	2	2	35	32.5	50.0%	29.5
18/12/2022 05:00:00 AM	25.0	1	1	25	0.0	0.0%	22.0
18/12/2022 06:00:00 AM	32.5	4	5	35	32.5	40.0%	29.0
18/12/2022 07:00:00 AM	0.0	0	0	0	0.0	0.0%	0.0
18/12/2022 08:00:00 AM	25.0	2	2	25	0.0	0.0%	19.5
18/12/2022 09:00:00 AM	32.5	6	7	35	32.5	28.6%	26.3
18/12/2022 10:00:00 AM	30.0	13	15	35	32.5	13.3%	25.5
18/12/2022 11:00:00 AM	33.0	19	22	40	33.3	27.3%	26.0
18/12/2022 12:00:00 PM	29.6	33	39	35	32.5	10.3%	25.9
18/12/2022 01:00:00 PM	29.7	37	43	40	33.8	9.3%	26.7
18/12/2022 02:00:00 PM	32.0	26	30	40	33.3	20.0%	26.2
18/12/2022 03:00:00 PM	29.6	20	24	40	34.2	12.5%	26.2
18/12/2022 04:00:00 PM	29.6	28	33	35	32.5	9.1%	26.4
18/12/2022 05:00:00 PM	29.5	30	35	35	32.5	8.6%	25.4
18/12/2022 06:00:00 PM	33.6	23	27	40	33.6	33.3%	27.9
18/12/2022 07:00:00 PM	29.4	16	19	35	32.5	10.5%	25.2
18/12/2022 08:00:00 PM	33.3	15	18	40	34.5	27.8%	28.0
18/12/2022 09:00:00 PM	31.7	12	14	35	32.5	21.4%	26.6
18/12/2022 10:00:00 PM	30.0	6	7	35	32.5	14.3%	26.4
18/12/2022 11:00:00 PM	28.3	3	4	30	0.0	0.0%	25.8
19/12/2022 12:00:00 AM	35.0	1	1	35	32.5	100.0%	32.0
19/12/2022 01:00:00 AM	35.0	3	3	35	32.5	33.3%	25.3
19/12/2022 02:00:00 AM	45.0	1	1	45	42.5	100.0%	42.0
19/12/2022 03:00:00 AM	0.0	0	0	0	0.0	0.0%	0.0
19/12/2022 04:00:00 AM	15.0	1	1	15	0.0	0.0%	12.0
19/12/2022 05:00:00 AM	35.0	3	3	35	32.5	66.7%	30.3
19/12/2022 06:00:00 AM	35.0	7	8	40	33.5	62.5%	30.1
19/12/2022 07:00:00 AM	32.5	5	6	35	32.5	33.3%	26.2
19/12/2022 08:00:00 AM	32.5	26	31	40	33.8	25.8%	27.7
19/12/2022 09:00:00 AM	30.0	19	22	35	32.5	13.6%	25.0
19/12/2022 10:00:00 AM	29.5	27	32	35	32.5	9.4%	26.0

Incoming Summary  
Hall Lane coming from Long Stratton

from Wed-Oct-26-2022-02-00-AM to Wed-Feb-01-2023-02-59-PM

19/12/2022 11:00:00 AM	29.3	28	33	35	32.5	9.1%	24.2
19/12/2022 12:00:00 PM	29.1	40	47	35	32.5	8.5%	23.5
19/12/2022 01:00:00 PM	30.0	38	45	40	33.2	15.6%	25.4
19/12/2022 02:00:00 PM	29.8	42	49	35	32.5	12.2%	24.9
19/12/2022 03:00:00 PM	29.0	45	53	35	32.5	3.8%	24.7
19/12/2022 04:00:00 PM	28.7	50	59	35	32.5	3.4%	23.2
19/12/2022 05:00:00 PM	28.6	45	53	35	32.5	1.9%	24.3
19/12/2022 06:00:00 PM	29.5	45	53	35	32.5	9.4%	25.7
19/12/2022 07:00:00 PM	30.6	43	51	40	33.1	17.6%	26.7
19/12/2022 08:00:00 PM	32.5	14	16	35	32.5	25.0%	26.8
19/12/2022 09:00:00 PM	33.3	14	16	40	33.8	25.0%	26.6
19/12/2022 10:00:00 PM	33.0	8	10	35	32.5	50.0%	29.1
19/12/2022 11:00:00 PM	28.3	3	4	30	0.0	0.0%	24.5
20/12/2022 12:00:00 AM	33.8	5	6	35	32.5	66.7%	30.5
20/12/2022 01:00:00 AM	30.0	1	1	30	0.0	0.0%	27.0
20/12/2022 02:00:00 AM	0.0	0	0	0	0.0	0.0%	0.0
20/12/2022 03:00:00 AM	35.0	1	1	35	32.5	100.0%	32.0
20/12/2022 04:00:00 AM	30.0	1	1	30	0.0	0.0%	27.0
20/12/2022 05:00:00 AM	35.0	1	1	35	32.5	100.0%	32.0
20/12/2022 06:00:00 AM	35.0	4	5	45	37.5	40.0%	31.0
20/12/2022 07:00:00 AM	31.7	9	11	35	32.5	27.3%	23.8
20/12/2022 08:00:00 AM	31.0	20	24	35	32.5	20.8%	26.2
20/12/2022 09:00:00 AM	32.5	18	21	35	32.5	28.6%	26.7
20/12/2022 10:00:00 AM	30.0	35	41	35	32.5	14.6%	25.2
20/12/2022 11:00:00 AM	29.3	40	47	40	34.2	6.4%	25.1
20/12/2022 12:00:00 PM	29.4	40	47	40	33.8	8.5%	24.0
20/12/2022 01:00:00 PM	29.6	42	49	40	33.5	10.2%	24.9
20/12/2022 02:00:00 PM	30.0	47	55	40	33.1	14.5%	24.8
20/12/2022 03:00:00 PM	29.5	37	43	35	32.5	9.3%	25.5
20/12/2022 04:00:00 PM	29.5	41	48	35	32.5	8.3%	26.3
20/12/2022 05:00:00 PM	29.4	48	57	40	33.5	8.8%	25.0
20/12/2022 06:00:00 PM	29.3	48	56	35	32.5	7.1%	25.0
20/12/2022 07:00:00 PM	30.7	38	45	40	33.1	17.8%	26.3
20/12/2022 08:00:00 PM	32.0	20	23	35	32.5	21.7%	26.1
20/12/2022 09:00:00 PM	30.0	16	19	35	32.5	15.8%	24.5
20/12/2022 10:00:00 PM	28.3	11	13	30	0.0	0.0%	20.9
20/12/2022 11:00:00 PM	30.0	4	5	35	32.5	20.0%	27.0
21/12/2022 12:00:00 AM	37.5	6	7	40	35.8	42.9%	29.1
21/12/2022 01:00:00 AM	30.0	3	3	30	0.0	0.0%	27.0
21/12/2022 02:00:00 AM	30.0	1	1	30	0.0	0.0%	27.0
21/12/2022 03:00:00 AM	35.0	1	1	35	32.5	100.0%	32.0
21/12/2022 04:00:00 AM	0.0	0	0	0	0.0	0.0%	0.0
21/12/2022 05:00:00 AM	0.0	0	0	0	0.0	0.0%	0.0
21/12/2022 06:00:00 AM	35.0	3	4	45	35.0	100.0%	34.5
21/12/2022 07:00:00 AM	32.5	6	7	35	32.5	28.6%	28.7
21/12/2022 08:00:00 AM	31.2	18	21	35	32.5	19.0%	27.8
21/12/2022 09:00:00 AM	32.5	24	28	40	34.2	21.4%	27.0

Incoming Summary  
Hall Lane coming from Long Stratton

from Wed-Oct-26-2022-02-00-AM to Wed-Feb-01-2023-02-59-PM

21/12/2022 10:00:00 AM	28.8	28	33	35	32.5	3.0%	24.5
21/12/2022 11:00:00 AM	29.1	44	52	40	33.5	9.6%	23.6
21/12/2022 12:00:00 PM	28.9	42	49	35	32.5	4.1%	24.0
21/12/2022 01:00:00 PM	30.0	45	53	40	33.8	15.1%	25.8
21/12/2022 02:00:00 PM	29.7	47	55	35	32.5	10.9%	25.7
21/12/2022 03:00:00 PM	29.6	37	44	35	32.5	11.4%	25.6
21/12/2022 04:00:00 PM	30.8	41	48	40	33.8	16.7%	26.4
21/12/2022 05:00:00 PM	29.0	51	60	35	32.5	3.3%	25.0
21/12/2022 06:00:00 PM	29.3	48	57	35	32.5	8.8%	24.4
21/12/2022 07:00:00 PM	29.3	36	42	40	34.2	7.1%	24.7
21/12/2022 08:00:00 PM	32.5	21	25	35	32.5	32.0%	26.8
21/12/2022 09:00:00 PM	29.1	24	28	35	32.5	7.1%	23.8
21/12/2022 10:00:00 PM	33.8	14	16	40	33.5	31.3%	27.8
21/12/2022 11:00:00 PM	28.3	8	10	30	0.0	0.0%	25.3
22/12/2022 12:00:00 AM	27.5	4	5	30	0.0	0.0%	24.0
22/12/2022 01:00:00 AM	30.0	3	3	30	0.0	0.0%	27.3
22/12/2022 02:00:00 AM	0.0	0	0	0	0.0	0.0%	0.0
22/12/2022 03:00:00 AM	30.0	1	1	30	0.0	0.0%	27.0
22/12/2022 04:00:00 AM	0.0	0	0	0	0.0	0.0%	0.0
22/12/2022 05:00:00 AM	40.0	1	1	40	37.5	100.0%	37.0
22/12/2022 06:00:00 AM	33.3	6	7	35	32.5	42.9%	28.4
22/12/2022 07:00:00 AM	28.3	3	4	30	0.0	0.0%	25.8
22/12/2022 08:00:00 AM	29.6	14	17	40	35.0	11.8%	26.9
22/12/2022 09:00:00 AM	32.5	20	23	35	32.5	26.1%	26.6
22/12/2022 10:00:00 AM	32.1	23	27	35	32.5	25.9%	26.6
22/12/2022 11:00:00 AM	29.3	40	47	40	33.8	8.5%	25.6
22/12/2022 12:00:00 PM	32.0	31	37	40	34.4	21.6%	27.3
22/12/2022 01:00:00 PM	29.3	37	44	35	32.5	9.1%	24.3
22/12/2022 02:00:00 PM	29.3	46	54	35	32.5	7.4%	25.4
22/12/2022 03:00:00 PM	28.9	50	59	35	32.5	5.1%	24.5
22/12/2022 04:00:00 PM	30.8	31	36	35	32.5	16.7%	25.2
22/12/2022 05:00:00 PM	29.4	53	62	35	32.5	9.7%	24.7
22/12/2022 06:00:00 PM	28.6	37	44	35	32.5	2.3%	24.0
22/12/2022 07:00:00 PM	29.1	38	45	35	32.5	8.9%	24.4
22/12/2022 08:00:00 PM	31.7	26	30	35	32.5	20.0%	25.8
22/12/2022 09:00:00 PM	31.2	17	20	35	32.5	20.0%	26.5
22/12/2022 10:00:00 PM	29.5	11	13	35	32.5	7.7%	26.8
22/12/2022 11:00:00 PM	30.0	8	10	35	32.5	20.0%	27.1
23/12/2022 12:00:00 AM	28.8	4	5	30	0.0	0.0%	26.2
23/12/2022 01:00:00 AM	35.0	1	1	35	32.5	100.0%	32.0
23/12/2022 02:00:00 AM	0.0	0	0	0	0.0	0.0%	0.0
23/12/2022 03:00:00 AM	0.0	0	0	0	0.0	0.0%	0.0
23/12/2022 04:00:00 AM	0.0	0	0	0	0.0	0.0%	0.0
23/12/2022 05:00:00 AM	30.0	1	1	30	0.0	0.0%	27.0
23/12/2022 06:00:00 AM	35.0	3	4	40	34.2	75.0%	32.0
23/12/2022 07:00:00 AM	32.5	6	7	35	32.5	28.6%	27.7
23/12/2022 08:00:00 AM	30.0	13	15	35	32.5	13.3%	25.5

Incoming Summary  
Hall Lane coming from Long Stratton

from Wed-Oct-26-2022-02-00-AM to Wed-Feb-01-2023-02-59-PM

23/12/2022 09:00:00 AM	30.0	15	18	35	32.5	16.7%	24.9
23/12/2022 10:00:00 AM	30.0	31	36	35	32.5	13.9%	25.6
23/12/2022 11:00:00 AM	28.7	38	45	35	32.5	4.4%	24.4
23/12/2022 12:00:00 PM	29.1	31	37	35	32.5	8.1%	24.3
23/12/2022 01:00:00 PM	29.3	40	47	40	33.8	8.5%	24.6
23/12/2022 02:00:00 PM	29.6	43	51	40	33.3	11.8%	25.2
23/12/2022 03:00:00 PM	29.0	46	54	35	32.5	5.6%	24.4
23/12/2022 04:00:00 PM	29.0	48	56	35	32.5	5.4%	24.4
23/12/2022 05:00:00 PM	29.6	56	66	35	32.5	10.6%	25.5
23/12/2022 06:00:00 PM	29.1	42	50	35	32.5	6.0%	24.6
23/12/2022 07:00:00 PM	30.0	24	28	35	32.5	14.3%	25.5
23/12/2022 08:00:00 PM	30.6	48	57	40	33.0	17.5%	26.2
23/12/2022 09:00:00 PM	31.0	26	31	40	33.3	19.4%	26.3
23/12/2022 10:00:00 PM	30.0	14	16	35	32.5	12.5%	26.6
23/12/2022 11:00:00 PM	33.8	11	13	40	33.5	38.5%	27.5
24/12/2022 12:00:00 AM	29.4	9	11	35	32.5	9.1%	27.3
24/12/2022 01:00:00 AM	35.0	3	3	35	32.5	33.3%	28.7
24/12/2022 02:00:00 AM	0.0	0	0	0	0.0	0.0%	0.0
24/12/2022 03:00:00 AM	0.0	0	0	0	0.0	0.0%	0.0
24/12/2022 04:00:00 AM	40.0	2	2	40	35.0	100.0%	34.5
24/12/2022 05:00:00 AM	35.0	2	2	35	32.5	50.0%	29.5
24/12/2022 06:00:00 AM	30.0	3	3	30	0.0	0.0%	27.0
24/12/2022 07:00:00 AM	30.0	1	1	30	0.0	0.0%	27.0
24/12/2022 08:00:00 AM	29.4	10	12	35	32.5	8.3%	26.3
24/12/2022 09:00:00 AM	32.5	14	16	40	34.2	18.8%	27.9
24/12/2022 10:00:00 AM	32.9	26	30	40	33.1	26.7%	26.1
24/12/2022 11:00:00 AM	29.6	34	40	35	32.5	10.0%	26.6
24/12/2022 12:00:00 PM	29.2	37	44	35	32.5	6.8%	24.6
24/12/2022 01:00:00 PM	29.8	40	47	35	32.5	12.8%	26.2
24/12/2022 02:00:00 PM	32.0	32	38	35	32.5	26.3%	26.3
24/12/2022 03:00:00 PM	30.0	48	57	40	33.1	15.8%	25.0
24/12/2022 04:00:00 PM	32.1	48	56	35	32.5	25.0%	26.8
24/12/2022 05:00:00 PM	32.2	30	35	35	32.5	25.7%	26.7
24/12/2022 06:00:00 PM	31.2	39	46	40	33.1	19.6%	26.9
24/12/2022 07:00:00 PM	29.7	24	28	35	32.5	10.7%	25.8
24/12/2022 08:00:00 PM	32.5	26	30	45	33.9	23.3%	27.2
24/12/2022 09:00:00 PM	32.0	15	18	35	32.5	27.8%	28.4
24/12/2022 10:00:00 PM	32.5	9	11	40	34.2	27.3%	25.6
24/12/2022 11:00:00 PM	35.0	6	7	40	34.2	42.9%	27.9
25/12/2022 12:00:00 AM	30.0	3	4	35	32.5	25.0%	28.3
25/12/2022 01:00:00 AM	45.0	3	3	45	37.5	66.7%	33.7
25/12/2022 02:00:00 AM	35.0	1	1	35	32.5	100.0%	32.0
25/12/2022 03:00:00 AM	30.0	1	1	30	0.0	0.0%	27.0
25/12/2022 04:00:00 AM	0.0	0	0	0	0.0	0.0%	0.0
25/12/2022 05:00:00 AM	0.0	0	0	0	0.0	0.0%	0.0
25/12/2022 06:00:00 AM	0.0	0	0	0	0.0	0.0%	0.0
25/12/2022 07:00:00 AM	35.0	2	2	35	32.5	50.0%	29.5

Incoming Summary  
Hall Lane coming from Long Stratton

from Wed-Oct-26-2022-02-00-AM to Wed-Feb-01-2023-02-59-PM

25/12/2022 08:00:00 AM	30.0	2	2	30	0.0	0.0%	27.5
25/12/2022 09:00:00 AM	32.5	6	7	35	32.5	28.6%	28.6
25/12/2022 10:00:00 AM	33.0	11	13	35	32.5	38.5%	27.5
25/12/2022 11:00:00 AM	32.5	22	26	35	32.5	30.8%	28.5
25/12/2022 12:00:00 PM	33.3	31	36	45	33.9	30.6%	26.8
25/12/2022 01:00:00 PM	32.0	32	38	35	32.5	26.3%	26.7
25/12/2022 02:00:00 PM	33.3	20	23	35	32.5	39.1%	28.0
25/12/2022 03:00:00 PM	30.0	12	14	35	32.5	14.3%	26.9
25/12/2022 04:00:00 PM	35.0	5	6	40	34.2	50.0%	29.5
25/12/2022 05:00:00 PM	29.3	12	14	35	32.5	7.1%	24.6
25/12/2022 06:00:00 PM	31.7	18	21	40	33.8	19.0%	27.0
25/12/2022 07:00:00 PM	29.5	12	14	35	32.5	7.1%	26.9
25/12/2022 08:00:00 PM	33.0	19	22	40	33.3	27.3%	26.5
25/12/2022 09:00:00 PM	30.0	6	7	35	32.5	14.3%	24.1
25/12/2022 10:00:00 PM	29.2	9	11	35	32.5	9.1%	25.3
25/12/2022 11:00:00 PM	32.5	6	7	35	32.5	28.6%	27.0
26/12/2022 12:00:00 AM	30.0	4	5	40	37.5	20.0%	28.2
26/12/2022 01:00:00 AM	35.0	1	1	35	32.5	100.0%	32.0
26/12/2022 02:00:00 AM	0.0	0	0	0	0.0	0.0%	0.0
26/12/2022 03:00:00 AM	0.0	0	0	0	0.0	0.0%	0.0
26/12/2022 04:00:00 AM	0.0	0	0	0	0.0	0.0%	0.0
26/12/2022 05:00:00 AM	0.0	0	0	0	0.0	0.0%	0.0
26/12/2022 06:00:00 AM	35.0	2	2	35	32.5	50.0%	29.5
26/12/2022 07:00:00 AM	35.0	3	3	35	32.5	33.3%	27.0
26/12/2022 08:00:00 AM	30.0	3	3	30	0.0	0.0%	25.3
26/12/2022 09:00:00 AM	32.5	3	4	35	32.5	50.0%	28.3
26/12/2022 10:00:00 AM	30.0	9	11	35	32.5	18.2%	26.6
26/12/2022 11:00:00 AM	32.5	24	28	40	33.2	25.0%	25.9
26/12/2022 12:00:00 PM	33.0	26	30	35	32.5	33.3%	27.8
26/12/2022 01:00:00 PM	32.0	35	41	35	32.5	24.4%	26.6
26/12/2022 02:00:00 PM	32.1	31	36	40	33.1	22.2%	27.6
26/12/2022 03:00:00 PM	29.2	32	38	35	32.5	7.9%	24.9
26/12/2022 04:00:00 PM	32.5	29	34	40	33.1	26.5%	26.5
26/12/2022 05:00:00 PM	30.0	25	29	40	33.8	13.8%	25.8
26/12/2022 06:00:00 PM	32.5	13	15	35	32.5	26.7%	28.2
26/12/2022 07:00:00 PM	31.7	14	17	40	33.8	23.5%	28.4
26/12/2022 08:00:00 PM	29.3	8	9	30	0.0	0.0%	26.3
26/12/2022 09:00:00 PM	35.0	9	11	40	35.0	36.4%	29.0
26/12/2022 10:00:00 PM	30.0	8	9	35	32.5	11.1%	25.4
26/12/2022 11:00:00 PM	30.0	3	4	35	32.5	25.0%	28.3
27/12/2022 12:00:00 AM	33.3	4	5	35	32.5	60.0%	28.2
27/12/2022 01:00:00 AM	30.0	2	2	30	0.0	0.0%	24.5
27/12/2022 02:00:00 AM	0.0	0	0	0	0.0	0.0%	0.0
27/12/2022 03:00:00 AM	0.0	0	0	0	0.0	0.0%	0.0
27/12/2022 04:00:00 AM	0.0	0	0	0	0.0	0.0%	0.0
27/12/2022 05:00:00 AM	35.0	2	2	35	32.5	100.0%	32.5
27/12/2022 06:00:00 AM	35.0	2	2	35	32.5	50.0%	29.5

Incoming Summary  
Hall Lane coming from Long Stratton

from Wed-Oct-26-2022-02-00-AM to Wed-Feb-01-2023-02-59-PM

27/12/2022 07:00:00 AM	30.0	2	2	30	0.0	0.0%	27.0
27/12/2022 08:00:00 AM	35.0	6	7	40	35.0	28.6%	28.4
27/12/2022 09:00:00 AM	30.0	4	5	35	32.5	20.0%	28.2
27/12/2022 10:00:00 AM	29.6	16	19	40	35.0	10.5%	26.4
27/12/2022 11:00:00 AM	29.7	29	34	35	32.5	11.8%	25.8
27/12/2022 12:00:00 PM	30.0	32	38	35	32.5	15.8%	25.5
27/12/2022 01:00:00 PM	31.9	46	54	35	32.5	24.1%	26.8
27/12/2022 02:00:00 PM	32.9	26	30	40	33.1	26.7%	26.5
27/12/2022 03:00:00 PM	29.3	33	39	35	32.5	7.7%	25.9
27/12/2022 04:00:00 PM	32.5	41	48	40	32.9	27.1%	27.2
27/12/2022 05:00:00 PM	32.5	29	34	35	32.5	29.4%	27.6
27/12/2022 06:00:00 PM	33.8	17	20	40	34.2	30.0%	27.0
27/12/2022 07:00:00 PM	29.6	20	24	35	32.5	12.5%	25.8
27/12/2022 08:00:00 PM	33.3	11	13	40	33.8	30.8%	27.5
27/12/2022 09:00:00 PM	34.0	13	15	40	33.3	40.0%	28.1
27/12/2022 10:00:00 PM	37.5	6	7	40	35.8	42.9%	28.4
27/12/2022 11:00:00 PM	27.5	4	5	30	0.0	0.0%	24.2
28/12/2022 12:00:00 AM	35.0	4	5	40	34.2	60.0%	30.0
28/12/2022 01:00:00 AM	30.0	1	1	30	0.0	0.0%	27.0
28/12/2022 02:00:00 AM	40.0	1	1	40	37.5	100.0%	37.0
28/12/2022 03:00:00 AM	30.0	1	1	30	0.0	0.0%	27.0
28/12/2022 04:00:00 AM	0.0	0	0	0	0.0	0.0%	0.0
28/12/2022 05:00:00 AM	35.0	2	2	35	32.5	100.0%	32.0
28/12/2022 06:00:00 AM	30.0	3	4	35	32.5	25.0%	26.0
28/12/2022 07:00:00 AM	35.0	5	6	40	35.0	33.3%	27.2
28/12/2022 08:00:00 AM	32.5	5	6	35	32.5	33.3%	26.2
28/12/2022 09:00:00 AM	30.0	8	10	35	32.5	20.0%	27.2
28/12/2022 10:00:00 AM	29.7	23	27	35	32.5	11.1%	25.4
28/12/2022 11:00:00 AM	30.8	35	41	40	33.2	17.1%	25.0
28/12/2022 12:00:00 PM	32.2	37	44	40	33.4	25.0%	27.2
28/12/2022 01:00:00 PM	32.5	31	36	40	33.8	22.2%	27.5
28/12/2022 02:00:00 PM	32.3	32	38	35	32.5	28.9%	26.2
28/12/2022 03:00:00 PM	31.8	40	47	35	32.5	23.4%	27.1
28/12/2022 04:00:00 PM	30.0	28	33	40	33.5	15.2%	26.6
28/12/2022 05:00:00 PM	32.0	35	41	35	32.5	24.4%	27.0
28/12/2022 06:00:00 PM	32.5	31	37	40	35.0	21.6%	27.2
28/12/2022 07:00:00 PM	29.2	28	33	40	35.0	6.1%	25.0
28/12/2022 08:00:00 PM	31.2	21	25	45	34.5	20.0%	25.9
28/12/2022 09:00:00 PM	31.2	15	18	35	32.5	22.2%	25.8
28/12/2022 10:00:00 PM	37.5	9	11	40	35.8	54.5%	29.8
28/12/2022 11:00:00 PM	28.3	4	5	30	0.0	0.0%	23.2
29/12/2022 12:00:00 AM	35.0	3	3	35	32.5	33.3%	28.7
29/12/2022 01:00:00 AM	30.0	2	2	30	0.0	0.0%	24.5
29/12/2022 02:00:00 AM	0.0	0	0	0	0.0	0.0%	0.0
29/12/2022 03:00:00 AM	35.0	1	1	35	32.5	100.0%	32.0
29/12/2022 04:00:00 AM	0.0	0	0	0	0.0	0.0%	0.0
29/12/2022 05:00:00 AM	35.0	1	1	35	32.5	100.0%	32.0



Incoming Summary  
Hall Lane coming from Long Stratton

from Wed-Oct-26-2022-02-00-AM to Wed-Feb-01-2023-02-59-PM

29/12/2022 06:00:00 AM	35.0	2	2	35	32.5	100.0%	32.0
29/12/2022 07:00:00 AM	33.8	6	7	35	32.5	57.1%	30.1
29/12/2022 08:00:00 AM	30.0	3	3	30	0.0	0.0%	27.3
29/12/2022 09:00:00 AM	33.3	12	14	40	33.8	28.6%	28.6
29/12/2022 10:00:00 AM	33.8	30	35	40	33.2	40.0%	27.9
29/12/2022 11:00:00 AM	29.0	40	47	40	35.0	4.3%	24.7
29/12/2022 12:00:00 PM	32.3	36	42	35	32.5	26.2%	26.0
29/12/2022 01:00:00 PM	30.0	46	54	40	33.1	14.8%	25.4
29/12/2022 02:00:00 PM	30.8	39	46	40	33.8	17.4%	27.0
29/12/2022 03:00:00 PM	32.8	48	57	40	32.8	33.3%	28.1
29/12/2022 04:00:00 PM	29.7	46	54	35	32.5	11.1%	26.2
29/12/2022 05:00:00 PM	29.6	50	59	40	33.9	11.9%	24.8
29/12/2022 06:00:00 PM	32.7	42	49	40	33.3	26.5%	27.3
29/12/2022 07:00:00 PM	32.0	27	32	40	33.9	21.9%	27.1
29/12/2022 08:00:00 PM	32.0	20	24	40	33.3	25.0%	27.1
29/12/2022 09:00:00 PM	33.3	12	14	35	32.5	42.9%	27.6
29/12/2022 10:00:00 PM	30.0	8	10	35	32.5	20.0%	26.1
29/12/2022 11:00:00 PM	35.0	7	8	40	33.8	50.0%	27.0
30/12/2022 12:00:00 AM	32.5	7	8	35	32.5	25.0%	23.9
30/12/2022 01:00:00 AM	40.0	2	2	40	35.0	100.0%	34.5
30/12/2022 02:00:00 AM	40.0	1	1	40	37.5	100.0%	37.0
30/12/2022 03:00:00 AM	0.0	0	0	0	0.0	0.0%	0.0
30/12/2022 04:00:00 AM	30.0	1	1	30	0.0	0.0%	27.0
30/12/2022 05:00:00 AM	45.0	2	2	45	37.5	100.0%	37.0
30/12/2022 06:00:00 AM	35.0	2	2	35	32.5	50.0%	29.5
30/12/2022 07:00:00 AM	33.3	6	7	35	32.5	42.9%	29.3
30/12/2022 08:00:00 AM	33.8	8	9	35	32.5	44.4%	29.3
30/12/2022 09:00:00 AM	33.8	9	11	40	33.5	45.5%	28.8
30/12/2022 10:00:00 AM	33.3	14	16	40	33.8	25.0%	27.2
30/12/2022 11:00:00 AM	32.5	26	30	40	34.2	20.0%	27.6
30/12/2022 12:00:00 PM	30.0	32	38	40	33.3	15.8%	26.2
30/12/2022 01:00:00 PM	32.5	34	40	40	33.5	25.0%	27.0
30/12/2022 02:00:00 PM	31.1	44	52	40	33.0	19.2%	26.0
30/12/2022 03:00:00 PM	30.6	43	51	35	32.5	17.6%	26.4
30/12/2022 04:00:00 PM	30.5	51	60	35	32.5	16.7%	26.0
30/12/2022 05:00:00 PM	29.7	45	53	35	32.5	11.3%	26.6
30/12/2022 06:00:00 PM	29.5	46	54	40	33.5	9.3%	25.0
30/12/2022 07:00:00 PM	32.5	31	37	40	33.0	29.7%	27.5
30/12/2022 08:00:00 PM	35.0	16	19	40	35.0	31.6%	29.1
30/12/2022 09:00:00 PM	32.5	13	15	35	32.5	26.7%	26.9
30/12/2022 10:00:00 PM	32.0	16	19	35	32.5	26.3%	26.9
30/12/2022 11:00:00 PM	33.9	17	20	40	33.0	50.0%	28.9
31/12/2022 12:00:00 AM	30.0	9	11	40	35.0	18.2%	25.3
31/12/2022 01:00:00 AM	30.0	2	2	30	0.0	0.0%	27.5
31/12/2022 02:00:00 AM	35.0	3	3	35	32.5	33.3%	25.3
31/12/2022 03:00:00 AM	35.0	3	3	35	32.5	66.7%	30.7
31/12/2022 04:00:00 AM	0.0	0	0	0	0.0	0.0%	0.0

Incoming Summary  
Hall Lane coming from Long Stratton

from Wed-Oct-26-2022-02-00-AM to Wed-Feb-01-2023-02-59-PM

31/12/2022 05:00:00 AM	40.0	2	2	40	35.0	100.0%	34.5
31/12/2022 06:00:00 AM	35.0	3	3	35	32.5	66.7%	30.3
31/12/2022 07:00:00 AM	40.0	1	1	40	37.5	100.0%	37.0
31/12/2022 08:00:00 AM	35.0	5	6	40	35.0	33.3%	29.5
31/12/2022 09:00:00 AM	33.3	9	11	40	33.8	36.4%	27.9
31/12/2022 10:00:00 AM	30.0	21	25	40	33.8	16.0%	26.6
31/12/2022 11:00:00 AM	29.7	26	31	40	33.8	12.9%	25.8
31/12/2022 12:00:00 PM	31.2	37	43	35	32.5	18.6%	25.7
31/12/2022 01:00:00 PM	31.2	57	67	40	32.9	19.4%	26.9
31/12/2022 02:00:00 PM	29.7	34	40	35	32.5	12.5%	25.5
31/12/2022 03:00:00 PM	29.8	34	40	35	32.5	12.5%	27.1
31/12/2022 04:00:00 PM	29.3	41	48	35	32.5	6.3%	25.6
31/12/2022 05:00:00 PM	30.0	42	49	40	33.9	14.3%	25.0
31/12/2022 06:00:00 PM	31.2	31	37	35	32.5	21.6%	26.0
31/12/2022 07:00:00 PM	29.4	36	42	35	32.5	9.5%	25.0
31/12/2022 08:00:00 PM	32.5	21	25	40	33.2	28.0%	27.7
31/12/2022 09:00:00 PM	33.3	13	15	40	33.8	26.7%	27.2
31/12/2022 10:00:00 PM	30.0	9	11	35	32.5	18.2%	26.7
31/12/2022 11:00:00 PM	35.0	3	3	35	32.5	33.3%	27.0
01/01/2023 12:00:00 AM	32.5	4	5	35	32.5	40.0%	29.2
01/01/2023 01:00:00 AM	25.0	7	8	35	32.5	12.5%	21.0
01/01/2023 02:00:00 AM	33.0	11	13	35	32.5	38.5%	24.9
01/01/2023 03:00:00 AM	35.0	1	1	35	32.5	100.0%	32.0
01/01/2023 04:00:00 AM	30.0	2	2	30	0.0	0.0%	27.5
01/01/2023 05:00:00 AM	20.0	1	1	20	0.0	0.0%	17.0
01/01/2023 06:00:00 AM	40.0	3	3	40	35.0	66.7%	32.0
01/01/2023 07:00:00 AM	0.0	0	0	0	0.0	0.0%	0.0
01/01/2023 08:00:00 AM	28.8	4	5	30	0.0	0.0%	26.0
01/01/2023 09:00:00 AM	33.8	6	7	35	32.5	57.1%	29.9
01/01/2023 10:00:00 AM	31.7	12	14	35	32.5	21.4%	25.6
01/01/2023 11:00:00 AM	29.1	14	17	35	32.5	5.9%	25.5
01/01/2023 12:00:00 PM	31.0	20	24	35	32.5	20.8%	25.5
01/01/2023 01:00:00 PM	32.9	26	31	45	34.2	29.0%	27.9
01/01/2023 02:00:00 PM	32.2	26	31	35	32.5	29.0%	26.7
01/01/2023 03:00:00 PM	30.0	29	34	35	32.5	14.7%	24.0
01/01/2023 04:00:00 PM	29.6	24	28	35	32.5	10.7%	25.1
01/01/2023 05:00:00 PM	31.0	27	32	40	33.3	18.8%	26.7
01/01/2023 06:00:00 PM	33.0	16	19	40	33.3	31.6%	28.5
01/01/2023 07:00:00 PM	33.3	16	19	40	34.5	26.3%	27.7
01/01/2023 08:00:00 PM	34.2	12	14	40	33.2	50.0%	29.6
01/01/2023 09:00:00 PM	32.5	12	14	40	34.2	21.4%	28.2
01/01/2023 10:00:00 PM	35.0	4	5	40	33.8	80.0%	29.0
01/01/2023 11:00:00 PM	29.0	5	6	30	0.0	0.0%	26.3
02/01/2023 12:00:00 AM	0.0	0	0	0	0.0	0.0%	0.0
02/01/2023 01:00:00 AM	35.0	3	3	35	32.5	33.3%	25.3
02/01/2023 02:00:00 AM	35.0	1	1	35	32.5	100.0%	32.0
02/01/2023 03:00:00 AM	0.0	0	0	0	0.0	0.0%	0.0

Incoming Summary  
Hall Lane coming from Long Stratton

from Wed-Oct-26-2022-02-00-AM to Wed-Feb-01-2023-02-59-PM

02/01/2023 04:00:00 AM	30.0	1	1	30	0.0	0.0%	27.0
02/01/2023 05:00:00 AM	35.0	1	1	35	32.5	100.0%	32.0
02/01/2023 06:00:00 AM	37.5	3	4	40	35.8	75.0%	33.3
02/01/2023 07:00:00 AM	35.0	2	2	35	32.5	50.0%	27.0
02/01/2023 08:00:00 AM	30.0	5	6	35	32.5	16.7%	27.0
02/01/2023 09:00:00 AM	33.3	12	14	40	33.8	28.6%	28.6
02/01/2023 10:00:00 AM	32.5	15	18	40	33.5	27.8%	28.6
02/01/2023 11:00:00 AM	29.7	20	23	35	32.5	8.7%	26.7
02/01/2023 12:00:00 PM	30.0	41	48	40	33.9	14.6%	27.3
02/01/2023 01:00:00 PM	31.5	42	49	35	32.5	20.4%	26.7
02/01/2023 02:00:00 PM	32.0	22	26	40	33.3	23.1%	27.9
02/01/2023 03:00:00 PM	31.7	42	50	40	33.4	22.0%	27.0
02/01/2023 04:00:00 PM	32.3	34	40	35	32.5	27.5%	26.5
02/01/2023 05:00:00 PM	31.5	39	46	35	32.5	21.7%	26.7
02/01/2023 06:00:00 PM	32.5	36	42	40	33.0	26.2%	26.9
02/01/2023 07:00:00 PM	33.0	29	34	45	35.0	23.5%	27.9
02/01/2023 08:00:00 PM	32.5	14	16	40	34.2	18.8%	25.8
02/01/2023 09:00:00 PM	30.0	14	17	35	32.5	17.6%	26.9
02/01/2023 10:00:00 PM	37.5	8	9	40	35.0	44.4%	30.0
02/01/2023 11:00:00 PM	33.3	3	4	35	32.5	75.0%	31.0
03/01/2023 12:00:00 AM	35.0	1	1	35	32.5	100.0%	32.0
03/01/2023 01:00:00 AM	0.0	0	0	0	0.0	0.0%	0.0
03/01/2023 02:00:00 AM	0.0	0	0	0	0.0	0.0%	0.0
03/01/2023 03:00:00 AM	0.0	0	0	0	0.0	0.0%	0.0
03/01/2023 04:00:00 AM	30.0	1	1	30	0.0	0.0%	27.0
03/01/2023 05:00:00 AM	45.0	2	2	45	37.5	100.0%	37.0
03/01/2023 06:00:00 AM	45.0	8	9	50	37.5	55.6%	32.7
03/01/2023 07:00:00 AM	35.0	5	6	40	34.2	50.0%	29.5
03/01/2023 08:00:00 AM	29.7	21	25	35	32.5	12.0%	26.8
03/01/2023 09:00:00 AM	31.4	27	32	35	32.5	21.9%	25.8
03/01/2023 10:00:00 AM	31.0	21	25	35	32.5	20.0%	26.9
03/01/2023 11:00:00 AM	31.0	25	29	35	32.5	17.2%	26.4
03/01/2023 12:00:00 PM	29.2	31	37	35	32.5	8.1%	25.4
03/01/2023 01:00:00 PM	31.0	30	35	40	33.3	17.1%	26.5
03/01/2023 02:00:00 PM	30.7	32	38	35	32.5	18.4%	25.5
03/01/2023 03:00:00 PM	30.0	32	38	35	32.5	15.8%	26.3
03/01/2023 04:00:00 PM	29.1	40	47	35	32.5	6.4%	25.3
03/01/2023 05:00:00 PM	29.3	48	57	40	33.5	8.8%	25.7
03/01/2023 06:00:00 PM	30.5	53	62	35	32.5	16.1%	26.0
03/01/2023 07:00:00 PM	32.2	37	43	40	33.0	23.3%	26.9
03/01/2023 08:00:00 PM	29.2	14	17	40	35.0	11.8%	25.5
03/01/2023 09:00:00 PM	30.0	4	5	35	32.5	20.0%	27.0
03/01/2023 10:00:00 PM	35.0	6	7	40	33.8	57.1%	30.6
03/01/2023 11:00:00 PM	30.0	8	9	35	32.5	11.1%	23.3
04/01/2023 12:00:00 AM	30.0	2	2	30	0.0	0.0%	27.0
04/01/2023 01:00:00 AM	35.0	3	3	35	32.5	66.7%	27.0
04/01/2023 02:00:00 AM	30.0	2	2	30	0.0	0.0%	24.5

Incoming Summary  
Hall Lane coming from Long Stratton

from Wed-Oct-26-2022-02-00-AM to Wed-Feb-01-2023-02-59-PM

04/01/2023 03:00:00 AM	0.0	0	0	0	0.0	0.0%	0.0
04/01/2023 04:00:00 AM	0.0	0	0	0	0.0	0.0%	0.0
04/01/2023 05:00:00 AM	35.0	2	2	35	32.5	50.0%	29.5
04/01/2023 06:00:00 AM	30.0	3	4	35	32.5	25.0%	28.5
04/01/2023 07:00:00 AM	33.8	8	9	35	32.5	44.4%	28.2
04/01/2023 08:00:00 AM	32.8	26	31	40	33.0	32.3%	28.0
04/01/2023 09:00:00 AM	30.8	34	40	45	33.9	17.5%	26.6
04/01/2023 10:00:00 AM	32.2	28	33	35	32.5	27.3%	27.4
04/01/2023 11:00:00 AM	29.7	26	31	35	32.5	12.9%	26.0
04/01/2023 12:00:00 PM	29.8	28	33	40	33.8	12.1%	26.8
04/01/2023 01:00:00 PM	30.0	33	39	35	32.5	15.4%	25.9
04/01/2023 02:00:00 PM	29.2	37	43	35	32.5	7.0%	23.4
04/01/2023 03:00:00 PM	32.5	44	52	35	32.5	30.8%	26.3
04/01/2023 04:00:00 PM	31.0	60	71	40	33.7	18.3%	26.7
04/01/2023 05:00:00 PM	29.7	62	73	35	32.5	12.3%	25.9
04/01/2023 06:00:00 PM	31.4	51	60	40	32.9	20.0%	26.6
04/01/2023 07:00:00 PM	30.0	50	59	40	33.1	15.3%	26.2
04/01/2023 08:00:00 PM	31.2	41	48	40	33.1	18.8%	26.4
04/01/2023 09:00:00 PM	33.8	22	26	45	35.4	26.9%	26.7
04/01/2023 10:00:00 PM	31.4	32	38	40	33.1	21.1%	26.5
04/01/2023 11:00:00 PM	30.0	5	6	35	32.5	16.7%	26.3
05/01/2023 12:00:00 AM	0.0	0	0	0	0.0	0.0%	0.0
05/01/2023 01:00:00 AM	0.0	0	0	0	0.0	0.0%	0.0
05/01/2023 02:00:00 AM	30.0	1	1	30	0.0	0.0%	27.0
05/01/2023 03:00:00 AM	0.0	0	0	0	0.0	0.0%	0.0
05/01/2023 04:00:00 AM	0.0	0	0	0	0.0	0.0%	0.0
05/01/2023 05:00:00 AM	35.0	1	1	35	32.5	100.0%	32.0
05/01/2023 06:00:00 AM	33.3	4	5	35	32.5	60.0%	30.2
05/01/2023 07:00:00 AM	33.0	8	10	35	32.5	50.0%	28.6
05/01/2023 08:00:00 AM	34.1	25	29	40	33.3	44.8%	28.7
05/01/2023 09:00:00 AM	31.9	37	43	40	33.1	20.9%	26.6
05/01/2023 10:00:00 AM	32.5	37	43	40	33.5	23.3%	27.1
05/01/2023 11:00:00 AM	31.2	34	40	35	32.5	20.0%	25.9
05/01/2023 12:00:00 PM	30.6	46	54	40	33.1	16.7%	24.6
05/01/2023 01:00:00 PM	30.0	46	54	40	33.1	14.8%	25.9
05/01/2023 02:00:00 PM	32.2	37	44	40	33.4	25.0%	27.3
05/01/2023 03:00:00 PM	30.6	45	53	35	32.5	17.0%	26.5
05/01/2023 04:00:00 PM	31.9	63	74	40	33.4	21.6%	26.6
05/01/2023 05:00:00 PM	29.7	71	83	40	33.1	10.8%	25.8
05/01/2023 06:00:00 PM	31.0	54	64	40	33.3	18.8%	25.9
05/01/2023 07:00:00 PM	32.9	48	56	40	33.5	26.8%	27.6
05/01/2023 08:00:00 PM	33.1	23	27	40	33.1	33.3%	27.0
05/01/2023 09:00:00 PM	31.7	20	23	40	33.8	17.4%	26.3
05/01/2023 10:00:00 PM	35.0	12	14	40	33.9	50.0%	30.4
05/01/2023 11:00:00 PM	31.7	15	18	40	33.8	22.2%	26.4
06/01/2023 12:00:00 AM	35.0	2	2	35	32.5	100.0%	32.5
06/01/2023 01:00:00 AM	20.0	1	1	20	0.0	0.0%	17.0

Incoming Summary  
Hall Lane coming from Long Stratton

from Wed-Oct-26-2022-02-00-AM to Wed-Feb-01-2023-02-59-PM

06/01/2023 02:00:00 AM	0.0	0	0	0	0.0	0.0%	0.0
06/01/2023 03:00:00 AM	0.0	0	0	0	0.0	0.0%	0.0
06/01/2023 04:00:00 AM	0.0	0	0	0	0.0	0.0%	0.0
06/01/2023 05:00:00 AM	35.0	3	3	35	32.5	66.7%	30.3
06/01/2023 06:00:00 AM	33.8	7	8	35	32.5	50.0%	28.9
06/01/2023 07:00:00 AM	35.0	4	5	40	34.2	60.0%	31.0
06/01/2023 08:00:00 AM	31.7	21	25	40	34.5	20.0%	26.8
06/01/2023 09:00:00 AM	29.5	43	51	35	32.5	9.8%	25.5
06/01/2023 10:00:00 AM	32.5	31	36	40	33.8	22.2%	25.8
06/01/2023 11:00:00 AM	30.7	31	37	35	32.5	18.9%	26.2
06/01/2023 12:00:00 PM	30.0	37	44	40	33.9	15.9%	24.6
06/01/2023 01:00:00 PM	29.4	35	41	35	32.5	7.3%	25.7
06/01/2023 02:00:00 PM	32.1	47	55	40	32.9	23.6%	26.9
06/01/2023 03:00:00 PM	29.9	54	63	35	32.5	12.7%	26.3
06/01/2023 04:00:00 PM	30.8	81	95	40	33.4	16.8%	25.4
06/01/2023 05:00:00 PM	29.9	62	73	45	34.5	13.7%	25.5
06/01/2023 06:00:00 PM	31.8	70	82	35	32.5	23.2%	27.0
06/01/2023 07:00:00 PM	30.0	57	67	40	33.5	14.9%	26.8
06/01/2023 08:00:00 PM	31.9	34	40	40	33.1	22.5%	26.3
06/01/2023 09:00:00 PM	35.0	16	19	40	35.0	31.6%	27.9
06/01/2023 10:00:00 PM	29.4	14	17	35	32.5	11.8%	26.1
06/01/2023 11:00:00 PM	30.0	4	5	35	32.5	20.0%	24.2
07/01/2023 12:00:00 AM	33.8	4	5	35	32.5	80.0%	31.2
07/01/2023 01:00:00 AM	0.0	0	0	0	0.0	0.0%	0.0
07/01/2023 02:00:00 AM	0.0	0	0	0	0.0	0.0%	0.0
07/01/2023 03:00:00 AM	0.0	0	0	0	0.0	0.0%	0.0
07/01/2023 04:00:00 AM	30.0	2	2	30	0.0	0.0%	27.5
07/01/2023 05:00:00 AM	35.0	1	1	35	32.5	100.0%	32.0
07/01/2023 06:00:00 AM	35.0	4	5	40	35.0	40.0%	30.0
07/01/2023 07:00:00 AM	32.5	3	4	35	32.5	50.0%	29.5
07/01/2023 08:00:00 AM	30.0	7	8	40	37.5	12.5%	27.9
07/01/2023 09:00:00 AM	31.7	13	15	35	32.5	20.0%	26.8
07/01/2023 10:00:00 AM	31.2	20	24	40	33.5	20.8%	26.8
07/01/2023 11:00:00 AM	32.3	44	52	40	33.3	25.0%	26.8
07/01/2023 12:00:00 PM	32.1	41	48	35	32.5	25.0%	26.5
07/01/2023 01:00:00 PM	31.8	48	56	40	32.9	21.4%	26.9
07/01/2023 02:00:00 PM	30.5	49	58	35	32.5	17.2%	26.6
07/01/2023 03:00:00 PM	32.0	39	46	40	33.0	23.9%	27.8
07/01/2023 04:00:00 PM	30.7	37	44	40	33.1	18.2%	26.3
07/01/2023 05:00:00 PM	30.7	37	44	40	33.1	18.2%	26.9
07/01/2023 06:00:00 PM	30.0	45	53	35	32.5	15.1%	25.1
07/01/2023 07:00:00 PM	30.0	29	34	35	32.5	14.7%	26.2
07/01/2023 08:00:00 PM	33.8	14	16	35	32.5	50.0%	29.4
07/01/2023 09:00:00 PM	32.5	14	16	40	34.2	18.8%	25.6
07/01/2023 10:00:00 PM	30.0	5	6	35	32.5	16.7%	25.5
07/01/2023 11:00:00 PM	29.2	8	10	35	32.5	10.0%	26.1
08/01/2023 12:00:00 AM	35.0	3	3	35	32.5	33.3%	23.7

Incoming Summary  
Hall Lane coming from Long Stratton

from Wed-Oct-26-2022-02-00-AM to Wed-Feb-01-2023-02-59-PM

08/01/2023 01:00:00 AM	25.0	1	1	25	0.0	0.0%	22.0
08/01/2023 02:00:00 AM	0.0	0	0	0	0.0	0.0%	0.0
08/01/2023 03:00:00 AM	0.0	0	0	0	0.0	0.0%	0.0
08/01/2023 04:00:00 AM	30.0	1	1	30	0.0	0.0%	27.0
08/01/2023 05:00:00 AM	35.0	1	1	35	32.5	100.0%	32.0
08/01/2023 06:00:00 AM	35.0	3	3	35	32.5	66.7%	30.3
08/01/2023 07:00:00 AM	40.0	1	1	40	37.5	100.0%	37.0
08/01/2023 08:00:00 AM	30.0	5	6	40	37.5	16.7%	28.2
08/01/2023 09:00:00 AM	35.0	11	13	40	35.0	30.8%	27.5
08/01/2023 10:00:00 AM	34.3	24	28	40	34.0	35.7%	29.0
08/01/2023 11:00:00 AM	32.7	29	34	35	32.5	32.4%	27.4
08/01/2023 12:00:00 PM	32.1	34	40	40	33.6	22.5%	26.0
08/01/2023 01:00:00 PM	29.4	37	44	40	33.8	9.1%	26.0
08/01/2023 02:00:00 PM	31.7	35	41	35	32.5	22.0%	26.6
08/01/2023 03:00:00 PM	32.2	33	39	40	33.0	25.6%	25.8
08/01/2023 04:00:00 PM	29.4	42	49	35	32.5	6.1%	25.7
08/01/2023 05:00:00 PM	31.4	35	41	45	33.8	19.5%	26.5
08/01/2023 06:00:00 PM	34.2	17	20	40	33.8	40.0%	29.1
08/01/2023 07:00:00 PM	30.0	17	20	40	34.2	15.0%	26.5
08/01/2023 08:00:00 PM	31.2	17	20	35	32.5	20.0%	27.0
08/01/2023 09:00:00 PM	30.0	10	12	45	37.5	16.7%	27.0
08/01/2023 10:00:00 PM	28.6	8	10	30	0.0	0.0%	25.1
08/01/2023 11:00:00 PM	40.0	3	3	40	37.5	33.3%	28.7
09/01/2023 12:00:00 AM	0.0	0	0	0	0.0	0.0%	0.0
09/01/2023 01:00:00 AM	0.0	0	0	0	0.0	0.0%	0.0
09/01/2023 02:00:00 AM	35.0	3	3	35	32.5	66.7%	30.3
09/01/2023 03:00:00 AM	0.0	0	0	0	0.0	0.0%	0.0
09/01/2023 04:00:00 AM	0.0	0	0	0	0.0	0.0%	0.0
09/01/2023 05:00:00 AM	40.0	2	2	40	35.0	100.0%	34.5
09/01/2023 06:00:00 AM	33.3	4	5	35	32.5	60.0%	29.2
09/01/2023 07:00:00 AM	35.0	8	9	40	33.5	55.6%	29.9
09/01/2023 08:00:00 AM	32.9	22	26	40	33.1	30.8%	27.7
09/01/2023 09:00:00 AM	29.3	30	35	35	32.5	5.7%	24.9
09/01/2023 10:00:00 AM	30.0	29	34	40	33.5	14.7%	25.0
09/01/2023 11:00:00 AM	29.3	23	27	35	32.5	7.4%	25.2
09/01/2023 12:00:00 PM	31.1	42	50	40	33.0	20.0%	25.5
09/01/2023 01:00:00 PM	31.4	34	40	40	33.1	20.0%	26.2
09/01/2023 02:00:00 PM	30.8	28	33	35	32.5	18.2%	26.4
09/01/2023 03:00:00 PM	30.0	39	46	35	32.5	15.2%	25.6
09/01/2023 04:00:00 PM	29.4	62	73	40	34.2	8.2%	25.2
09/01/2023 05:00:00 PM	29.9	52	61	35	32.5	13.1%	26.3
09/01/2023 06:00:00 PM	30.0	48	56	40	33.1	14.3%	27.2
09/01/2023 07:00:00 PM	31.4	52	61	40	32.9	19.7%	26.2
09/01/2023 08:00:00 PM	29.7	25	29	40	35.8	10.3%	25.7
09/01/2023 09:00:00 PM	34.0	19	22	45	34.6	31.8%	27.6
09/01/2023 10:00:00 PM	33.5	19	22	35	32.5	45.5%	27.7
09/01/2023 11:00:00 PM	30.0	3	4	35	32.5	25.0%	27.0

Incoming Summary  
Hall Lane coming from Long Stratton

from Wed-Oct-26-2022-02-00-AM to Wed-Feb-01-2023-02-59-PM

10/01/2023 12:00:00 AM	35.0	3	3	35	32.5	33.3%	28.7
10/01/2023 01:00:00 AM	30.0	1	1	30	0.0	0.0%	27.0
10/01/2023 02:00:00 AM	0.0	0	0	0	0.0	0.0%	0.0
10/01/2023 03:00:00 AM	0.0	0	0	0	0.0	0.0%	0.0
10/01/2023 04:00:00 AM	0.0	0	0	0	0.0	0.0%	0.0
10/01/2023 05:00:00 AM	0.0	0	0	0	0.0	0.0%	0.0
10/01/2023 06:00:00 AM	37.5	4	5	40	34.5	100.0%	34.0
10/01/2023 07:00:00 AM	30.0	8	10	40	35.0	20.0%	26.5
10/01/2023 08:00:00 AM	32.5	30	35	40	34.6	20.0%	27.3
10/01/2023 09:00:00 AM	30.0	27	32	35	32.5	15.6%	25.6
10/01/2023 10:00:00 AM	29.4	34	40	35	32.5	10.0%	24.9
10/01/2023 11:00:00 AM	29.8	34	40	35	32.5	12.5%	25.9
10/01/2023 12:00:00 PM	32.1	26	30	35	32.5	23.3%	25.5
10/01/2023 01:00:00 PM	29.3	22	26	35	32.5	7.7%	25.3
10/01/2023 02:00:00 PM	31.2	30	35	40	34.2	17.1%	25.9
10/01/2023 03:00:00 PM	29.4	47	55	35	32.5	7.3%	25.6
10/01/2023 04:00:00 PM	29.1	63	74	35	32.5	4.1%	25.5
10/01/2023 05:00:00 PM	30.5	62	73	40	33.3	16.4%	26.0
10/01/2023 06:00:00 PM	31.0	45	53	35	32.5	18.9%	26.6
10/01/2023 07:00:00 PM	29.4	46	54	35	32.5	9.3%	24.5
10/01/2023 08:00:00 PM	33.8	19	22	45	35.0	27.3%	27.1
10/01/2023 09:00:00 PM	34.3	14	16	40	33.1	50.0%	30.1
10/01/2023 10:00:00 PM	35.0	8	9	45	35.8	33.3%	30.1
10/01/2023 11:00:00 PM	32.5	6	7	35	32.5	28.6%	27.7
11/01/2023 12:00:00 AM	32.5	4	5	35	32.5	40.0%	25.0
11/01/2023 01:00:00 AM	0.0	0	0	0	0.0	0.0%	0.0
11/01/2023 02:00:00 AM	35.0	1	1	35	32.5	100.0%	32.0
11/01/2023 03:00:00 AM	0.0	0	0	0	0.0	0.0%	0.0
11/01/2023 04:00:00 AM	0.0	0	0	0	0.0	0.0%	0.0
11/01/2023 05:00:00 AM	35.0	2	2	35	32.5	100.0%	32.0
11/01/2023 06:00:00 AM	35.0	3	4	45	35.8	75.0%	28.3
11/01/2023 07:00:00 AM	35.0	8	10	40	35.0	40.0%	29.6
11/01/2023 08:00:00 AM	33.8	26	30	45	34.0	33.3%	28.9
11/01/2023 09:00:00 AM	32.8	39	46	40	33.8	26.1%	26.9
11/01/2023 10:00:00 AM	32.5	29	34	45	33.6	26.5%	27.5
11/01/2023 11:00:00 AM	32.0	30	35	40	33.9	20.0%	26.4
11/01/2023 12:00:00 PM	29.8	47	55	35	32.5	12.7%	25.3
11/01/2023 01:00:00 PM	29.7	35	41	40	33.5	12.2%	24.0
11/01/2023 02:00:00 PM	29.7	27	32	35	32.5	12.5%	24.4
11/01/2023 03:00:00 PM	30.6	40	47	35	32.5	17.0%	26.5
11/01/2023 04:00:00 PM	29.6	49	58	45	34.6	12.1%	24.4
11/01/2023 05:00:00 PM	29.4	59	69	35	32.5	8.7%	25.0
11/01/2023 06:00:00 PM	29.8	42	49	35	32.5	12.2%	25.8
11/01/2023 07:00:00 PM	32.3	51	60	40	33.2	25.0%	27.6
11/01/2023 08:00:00 PM	32.1	21	25	35	32.5	28.0%	25.4
11/01/2023 09:00:00 PM	33.3	14	17	40	33.2	41.2%	27.4
11/01/2023 10:00:00 PM	33.3	13	15	35	32.5	40.0%	28.2

Incoming Summary  
Hall Lane coming from Long Stratton

from Wed-Oct-26-2022-02-00-AM to Wed-Feb-01-2023-02-59-PM

11/01/2023 11:00:00 PM	32.5	8	10	40	34.2	30.0%	28.0
12/01/2023 12:00:00 AM	40.0	2	2	40	35.0	100.0%	34.5
12/01/2023 01:00:00 AM	35.0	1	1	35	32.5	100.0%	32.0
12/01/2023 02:00:00 AM	0.0	0	0	0	0.0	0.0%	0.0
12/01/2023 03:00:00 AM	0.0	0	0	0	0.0	0.0%	0.0
12/01/2023 04:00:00 AM	0.0	0	0	0	0.0	0.0%	0.0
12/01/2023 05:00:00 AM	35.0	1	1	35	32.5	100.0%	32.0
12/01/2023 06:00:00 AM	35.0	2	2	35	32.5	100.0%	32.0
12/01/2023 07:00:00 AM	33.3	8	9	35	32.5	33.3%	28.2
12/01/2023 08:00:00 AM	30.0	28	33	40	33.5	15.2%	27.5
12/01/2023 09:00:00 AM	29.6	36	42	35	32.5	9.5%	25.5
12/01/2023 10:00:00 AM	32.1	40	47	40	34.0	21.3%	26.1
12/01/2023 11:00:00 AM	29.3	26	30	35	32.5	6.7%	24.4
12/01/2023 12:00:00 PM	28.6	23	27	35	32.5	3.7%	23.9
12/01/2023 01:00:00 PM	31.2	35	41	35	32.5	19.5%	26.7
12/01/2023 02:00:00 PM	31.7	41	48	40	33.0	20.8%	25.7
12/01/2023 03:00:00 PM	29.6	42	49	35	32.5	10.2%	25.4
12/01/2023 04:00:00 PM	31.4	57	67	40	33.3	19.4%	25.7
12/01/2023 05:00:00 PM	30.5	58	68	40	33.0	16.2%	26.0
12/01/2023 06:00:00 PM	31.5	54	63	45	33.8	19.0%	26.5
12/01/2023 07:00:00 PM	29.5	65	76	35	32.5	10.5%	24.0
12/01/2023 08:00:00 PM	32.5	35	41	40	34.2	22.0%	24.4
12/01/2023 09:00:00 PM	33.1	20	24	40	33.1	37.5%	27.8
12/01/2023 10:00:00 PM	35.0	14	16	45	36.3	25.0%	28.0
12/01/2023 11:00:00 PM	35.0	9	11	40	35.0	36.4%	28.8
13/01/2023 12:00:00 AM	30.0	6	7	35	32.5	14.3%	25.9
13/01/2023 01:00:00 AM	28.3	4	5	30	0.0	0.0%	24.0
13/01/2023 02:00:00 AM	0.0	0	0	0	0.0	0.0%	0.0
13/01/2023 03:00:00 AM	0.0	0	0	0	0.0	0.0%	0.0
13/01/2023 04:00:00 AM	0.0	0	0	0	0.0	0.0%	0.0
13/01/2023 05:00:00 AM	50.0	2	2	50	40.0	100.0%	39.5
13/01/2023 06:00:00 AM	35.0	2	2	35	32.5	100.0%	32.5
13/01/2023 07:00:00 AM	37.5	7	8	40	35.8	37.5%	30.1
13/01/2023 08:00:00 AM	32.9	29	34	40	33.6	26.5%	26.9
13/01/2023 09:00:00 AM	29.3	42	50	35	32.5	8.0%	25.1
13/01/2023 10:00:00 AM	33.6	25	29	40	33.6	31.0%	28.1
13/01/2023 11:00:00 AM	31.2	38	45	40	33.1	20.0%	26.1
13/01/2023 12:00:00 PM	31.4	39	46	40	33.6	19.6%	26.2
13/01/2023 01:00:00 PM	29.8	42	49	45	34.2	12.2%	25.8
13/01/2023 02:00:00 PM	29.8	42	50	35	32.5	14.0%	25.7
13/01/2023 03:00:00 PM	30.0	39	46	40	33.2	15.2%	26.7
13/01/2023 04:00:00 PM	30.0	67	79	35	32.5	15.2%	25.6
13/01/2023 05:00:00 PM	30.5	74	87	40	33.6	16.1%	26.3
13/01/2023 06:00:00 PM	29.8	51	60	35	32.5	13.3%	26.2
13/01/2023 07:00:00 PM	31.9	57	67	40	33.2	22.4%	26.7
13/01/2023 08:00:00 PM	33.5	40	47	40	33.9	29.8%	27.2
13/01/2023 09:00:00 PM	29.4	8	9	30	0.0	0.0%	26.6



Incoming Summary  
Hall Lane coming from Long Stratton

from Wed-Oct-26-2022-02-00-AM to Wed-Feb-01-2023-02-59-PM

13/01/2023 10:00:00 PM	32.5	9	11	35	32.5	36.4%	28.5
13/01/2023 11:00:00 PM	34.0	14	16	40	33.3	37.5%	29.1
14/01/2023 12:00:00 AM	35.0	5	6	40	33.8	66.7%	31.2
14/01/2023 01:00:00 AM	35.0	2	2	35	32.5	50.0%	29.5
14/01/2023 02:00:00 AM	0.0	0	0	0	0.0	0.0%	0.0
14/01/2023 03:00:00 AM	0.0	0	0	0	0.0	0.0%	0.0
14/01/2023 04:00:00 AM	0.0	0	0	0	0.0	0.0%	0.0
14/01/2023 05:00:00 AM	35.0	2	2	35	32.5	50.0%	29.5
14/01/2023 06:00:00 AM	32.5	3	4	35	32.5	50.0%	26.0
14/01/2023 07:00:00 AM	35.0	1	1	35	32.5	100.0%	32.0
14/01/2023 08:00:00 AM	28.8	4	5	30	0.0	0.0%	24.0
14/01/2023 09:00:00 AM	33.0	15	18	40	33.3	33.3%	27.3
14/01/2023 10:00:00 AM	31.0	27	32	40	33.3	18.8%	25.9
14/01/2023 11:00:00 AM	30.7	39	46	40	33.1	17.4%	26.0
14/01/2023 12:00:00 PM	31.7	38	45	40	33.0	22.2%	25.6
14/01/2023 01:00:00 PM	29.6	43	51	45	34.5	9.8%	26.5
14/01/2023 02:00:00 PM	31.4	35	41	40	33.1	19.5%	27.0
14/01/2023 03:00:00 PM	32.5	35	41	40	33.5	24.4%	27.7
14/01/2023 04:00:00 PM	29.8	42	49	40	35.0	12.2%	26.0
14/01/2023 05:00:00 PM	29.4	48	57	40	33.5	8.8%	25.7
14/01/2023 06:00:00 PM	32.1	39	46	35	32.5	26.1%	26.1
14/01/2023 07:00:00 PM	32.7	34	40	35	32.5	32.5%	27.0
14/01/2023 08:00:00 PM	33.1	19	22	35	32.5	36.4%	28.7
14/01/2023 09:00:00 PM	35.0	13	15	40	35.0	26.7%	27.5
14/01/2023 10:00:00 PM	30.0	9	11	35	32.5	18.2%	26.2
14/01/2023 11:00:00 PM	30.0	10	12	40	35.0	16.7%	25.0
15/01/2023 12:00:00 AM	30.0	9	11	35	32.5	18.2%	26.7
15/01/2023 01:00:00 AM	35.0	2	2	35	32.5	50.0%	27.0
15/01/2023 02:00:00 AM	40.0	2	2	40	37.5	50.0%	32.0
15/01/2023 03:00:00 AM	0.0	0	0	0	0.0	0.0%	0.0
15/01/2023 04:00:00 AM	35.0	1	1	35	32.5	100.0%	32.0
15/01/2023 05:00:00 AM	35.0	2	2	35	32.5	100.0%	32.0
15/01/2023 06:00:00 AM	25.0	2	2	25	0.0	0.0%	22.5
15/01/2023 07:00:00 AM	0.0	0	0	0	0.0	0.0%	0.0
15/01/2023 08:00:00 AM	40.0	3	3	40	37.5	33.3%	25.3
15/01/2023 09:00:00 AM	29.5	12	14	35	32.5	7.1%	26.8
15/01/2023 10:00:00 AM	30.0	11	13	45	37.5	15.4%	25.6
15/01/2023 11:00:00 AM	32.7	34	40	40	32.9	30.0%	27.0
15/01/2023 12:00:00 PM	31.7	42	49	40	34.2	18.4%	26.7
15/01/2023 01:00:00 PM	32.7	48	56	40	33.2	26.8%	27.3
15/01/2023 02:00:00 PM	31.1	41	48	35	32.5	18.8%	25.6
15/01/2023 03:00:00 PM	32.7	41	48	45	33.7	27.1%	27.1
15/01/2023 04:00:00 PM	31.8	41	48	35	32.5	22.9%	26.0
15/01/2023 05:00:00 PM	30.7	37	43	35	32.5	16.3%	25.6
15/01/2023 06:00:00 PM	34.4	20	23	40	33.5	43.5%	29.3
15/01/2023 07:00:00 PM	29.2	18	21	35	32.5	4.8%	25.1
15/01/2023 08:00:00 PM	38.3	19	22	45	35.7	50.0%	30.0

Incoming Summary  
Hall Lane coming from Long Stratton

from Wed-Oct-26-2022-02-00-AM to Wed-Feb-01-2023-02-59-PM

15/01/2023 09:00:00 PM	30.0	9	11	35	32.5	18.2%	27.7
15/01/2023 10:00:00 PM	30.0	4	5	35	32.5	20.0%	26.2
15/01/2023 11:00:00 PM	33.3	6	7	35	32.5	42.9%	27.9
16/01/2023 12:00:00 AM	35.0	2	2	35	32.5	50.0%	29.5
16/01/2023 01:00:00 AM	33.8	3	4	35	32.5	100.0%	32.3
16/01/2023 02:00:00 AM	0.0	0	0	0	0.0	0.0%	0.0
16/01/2023 03:00:00 AM	30.0	1	1	30	0.0	0.0%	27.0
16/01/2023 04:00:00 AM	0.0	0	0	0	0.0	0.0%	0.0
16/01/2023 05:00:00 AM	50.0	3	3	50	37.5	100.0%	37.0
16/01/2023 06:00:00 AM	38.3	5	6	40	35.5	83.3%	33.7
16/01/2023 07:00:00 AM	34.3	7	8	35	32.5	87.5%	31.4
16/01/2023 08:00:00 AM	33.6	31	37	40	33.6	37.8%	29.1
16/01/2023 09:00:00 AM	29.8	31	36	35	32.5	11.1%	25.7
16/01/2023 10:00:00 AM	33.8	33	39	45	33.8	38.5%	27.6
16/01/2023 11:00:00 AM	30.7	37	43	35	32.5	16.3%	27.1
16/01/2023 12:00:00 PM	29.8	37	43	40	33.5	11.6%	25.3
16/01/2023 01:00:00 PM	30.7	31	37	35	32.5	18.9%	25.1
16/01/2023 02:00:00 PM	31.7	37	44	40	33.0	22.7%	25.5
16/01/2023 03:00:00 PM	30.7	37	44	40	33.1	18.2%	26.5
16/01/2023 04:00:00 PM	30.5	66	78	40	33.3	16.7%	25.5
16/01/2023 05:00:00 PM	29.8	48	57	40	33.1	14.0%	26.4
16/01/2023 06:00:00 PM	31.2	63	74	40	32.9	18.9%	25.5
16/01/2023 07:00:00 PM	31.8	48	56	40	32.9	21.4%	26.4
16/01/2023 08:00:00 PM	32.9	36	42	40	34.0	23.8%	26.7
16/01/2023 09:00:00 PM	30.0	18	21	40	34.2	14.3%	25.8
16/01/2023 10:00:00 PM	33.3	8	9	35	32.5	33.3%	27.7
16/01/2023 11:00:00 PM	35.0	3	3	35	32.5	66.7%	30.3
17/01/2023 12:00:00 AM	32.5	4	5	35	32.5	40.0%	29.0
17/01/2023 01:00:00 AM	40.0	3	3	40	37.5	33.3%	30.3
17/01/2023 02:00:00 AM	30.0	1	1	30	0.0	0.0%	27.0
17/01/2023 03:00:00 AM	0.0	0	0	0	0.0	0.0%	0.0
17/01/2023 04:00:00 AM	30.0	1	1	30	0.0	0.0%	27.0
17/01/2023 05:00:00 AM	35.0	3	3	35	32.5	33.3%	28.7
17/01/2023 06:00:00 AM	30.0	5	6	35	32.5	16.7%	28.0
17/01/2023 07:00:00 AM	37.5	7	8	40	35.8	37.5%	29.6
17/01/2023 08:00:00 AM	30.0	32	38	35	32.5	15.8%	25.4
17/01/2023 09:00:00 AM	28.3	3	4	30	0.0	0.0%	26.0
17/01/2023 10:00:00 AM	**No Data**						
17/01/2023 11:00:00 AM	**No Data**						
01/02/2023 03:00:00 PM	0.0	0	0	0	0.0	0.0%	0.0

Day/Time Ending	85th pctl (MPH)	85th pctl cnts	Total Cnts	Max Speed	Avg Speeder	% Speeders	Avg Speed
27/10/2022 12:00:00 AM	31.1	511	601	45	33.2	18.5%	26.5
28/10/2022 12:00:00 AM	30.1	536	630	40	32.9	15.2%	26.3
29/10/2022 12:00:00 AM	30.9	544	640	40	33.1	17.8%	26.6
30/10/2022 12:00:00 AM	30.9	528	621	40	33.2	17.9%	26.5
31/10/2022 12:00:00 AM	31.6	378	445	40	32.9	21.6%	27.2
01/11/2022 12:00:00 AM	30.9	559	658	40	32.8	17.9%	26.5
02/11/2022 12:00:00 AM	29.9	579	681	40	33.0	14.4%	26.0
03/11/2022 12:00:00 AM	30.7	608	715	45	32.9	17.3%	26.0
04/11/2022 12:00:00 AM	29.7	573	674	40	32.6	12.2%	25.6
05/11/2022 12:00:00 AM	30.7	583	686	40	32.8	17.2%	26.1
06/11/2022 12:00:00 AM	30.8	431	507	40	32.9	17.6%	26.5
07/11/2022 12:00:00 AM	31.4	284	334	45	33.4	19.5%	26.8
08/11/2022 12:00:00 AM	29.8	532	626	40	33.1	12.5%	25.5
09/11/2022 12:00:00 AM	29.8	534	628	40	32.6	12.6%	25.4
10/11/2022 12:00:00 AM	30.3	504	593	40	33.2	15.9%	26.4
11/11/2022 12:00:00 AM	29.7	547	643	45	33.1	11.7%	25.6
12/11/2022 12:00:00 AM	30.0	590	694	40	33.0	14.7%	26.2
13/11/2022 12:00:00 AM	30.0	442	520	45	33.1	15.0%	26.2
14/11/2022 12:00:00 AM	30.6	331	389	45	33.4	16.5%	26.7
15/11/2022 12:00:00 AM	29.9	517	608	45	33.0	13.7%	25.3
16/11/2022 12:00:00 AM	30.1	491	578	45	33.1	15.2%	26.1
17/11/2022 12:00:00 AM	30.0	536	630	40	33.0	14.4%	26.2
18/11/2022 12:00:00 AM	30.8	507	597	45	33.0	17.6%	26.4
19/11/2022 12:00:00 AM	32.3	54	64	40	33.8	23.4%	26.8
20/11/2022 12:00:00 AM	**No Data**						
21/11/2022 12:00:00 AM	**No Data**						
22/11/2022 12:00:00 AM							
	.....						
23/11/2022 12:00:00 AM							
24/11/2022 12:00:00 AM							
25/11/2022 12:00:00 AM							
26/11/2022 12:00:00 AM							
27/11/2022 12:00:00 AM							
28/11/2022 12:00:00 AM							
29/11/2022 12:00:00 AM							
30/11/2022 12:00:00 AM							
01/12/2022 12:00:00 AM							
02/12/2022 12:00:00 AM							
03/12/2022 12:00:00 AM							
04/12/2022 12:00:00 AM							
05/12/2022 12:00:00 AM							
06/12/2022 12:00:00 AM							
07/12/2022 12:00:00 AM							
08/12/2022 12:00:00 AM	29.9	241	284	40	32.6	14.4%	25.7
09/12/2022 12:00:00 AM	30.5	646	760	50	33.1	16.4%	25.5
10/12/2022 12:00:00 AM	29.7	586	689	40	32.9	12.0%	25.3

Incoming Summary  
Hall Lane coming from Long Stratton

from Wed-Oct-26-2022-02-00-AM to Wed-Feb-01-2023-02-59-PM

11/12/2022 12:00:00 AM	29.9	482	567	40	33.0	13.6%	25.2
12/12/2022 12:00:00 AM	30.6	338	398	40	32.9	16.8%	25.9
13/12/2022 12:00:00 AM	29.4	557	655	40	32.7	9.2%	24.8
14/12/2022 12:00:00 AM	29.3	535	629	40	32.8	8.4%	24.8
15/12/2022 12:00:00 AM	29.3	541	636	40	32.9	7.7%	24.6
16/12/2022 12:00:00 AM	29.2	583	686	45	33.3	7.1%	24.6
17/12/2022 12:00:00 AM	29.5	609	716	45	33.1	9.6%	24.9
18/12/2022 12:00:00 AM	29.7	471	554	40	32.9	11.9%	25.4
19/12/2022 12:00:00 AM	30.6	304	358	40	33.3	16.8%	26.3
20/12/2022 12:00:00 AM	29.8	512	602	45	33.0	13.5%	25.3
21/12/2022 12:00:00 AM	29.8	527	620	45	33.1	13.1%	25.3
22/12/2022 12:00:00 AM	29.7	546	642	45	33.2	12.0%	25.4
23/12/2022 12:00:00 AM	29.7	501	589	40	32.9	12.2%	25.4
24/12/2022 12:00:00 AM	29.6	547	644	40	32.9	11.6%	25.3
25/12/2022 12:00:00 AM	31.2	450	530	45	32.9	19.2%	26.4
26/12/2022 12:00:00 AM	32.3	232	273	45	33.1	26.0%	27.1
27/12/2022 12:00:00 AM	31.8	280	330	40	33.0	22.7%	26.8
28/12/2022 12:00:00 AM	31.8	344	405	40	33.1	22.2%	26.7
29/12/2022 12:00:00 AM	31.9	400	470	45	33.4	21.7%	26.6
30/12/2022 12:00:00 AM	31.9	484	569	40	33.1	22.3%	26.6
31/12/2022 12:00:00 AM	31.9	468	550	45	33.3	22.2%	26.8
01/01/2023 12:00:00 AM	30.9	435	512	40	33.1	17.8%	26.3
02/01/2023 12:00:00 AM	32.2	279	328	45	33.2	24.1%	26.5
03/01/2023 12:00:00 AM	32.1	387	455	45	33.3	23.5%	27.3
04/01/2023 12:00:00 AM	30.6	447	526	50	33.2	16.7%	26.3
05/01/2023 12:00:00 AM	31.2	598	703	45	33.1	19.2%	26.4
06/01/2023 12:00:00 AM	31.9	627	738	40	33.2	22.2%	26.6
07/01/2023 12:00:00 AM	31.1	656	772	45	33.2	18.4%	26.2
08/01/2023 12:00:00 AM	31.6	463	545	40	32.9	21.1%	26.7
09/01/2023 12:00:00 AM	31.8	363	427	45	33.5	21.3%	26.7
10/01/2023 12:00:00 AM	31.0	545	641	45	33.1	18.1%	26.2
11/01/2023 12:00:00 AM	30.3	529	622	45	33.3	15.8%	26.0
12/01/2023 12:00:00 AM	31.6	546	642	45	33.4	20.4%	26.2
13/01/2023 12:00:00 AM	30.9	598	703	45	33.3	17.5%	25.8
14/01/2023 12:00:00 AM	31.3	636	748	50	33.4	19.3%	26.5
15/01/2023 12:00:00 AM	31.5	468	551	45	33.2	20.3%	26.5
16/01/2023 12:00:00 AM	32.3	393	462	45	33.5	24.7%	26.8
17/01/2023 12:00:00 AM	31.9	586	690	50	33.3	22.6%	26.5
18/01/2023 12:00:00 AM	31.1	54	64	40	33.8	18.8%	26.7
19/01/2023 12:00:00 AM	**No Data**						
20/01/2023 12:00:00 AM	**No Data**						
21/01/2023 12:00:00 AM							
22/01/2023 12:00:00 AM							
23/01/2023 12:00:00 AM							
24/01/2023 12:00:00 AM							
25/01/2023 12:00:00 AM							
26/01/2023 12:00:00 AM							

Incoming Summary  
Hall Lane coming from Long Stratton

from Wed-Oct-26-2022-02-00-AM to Wed-Feb-01-2023-02-59-PM

27/01/2023 12:00:00 AM  
28/01/2023 12:00:00 AM  
29/01/2023 12:00:00 AM  
30/01/2023 12:00:00 AM  
31/01/2023 12:00:00 AM  
01/02/2023 12:00:00 AM  
01/02/2023 02:59:59 PM

0.0

0

0

0

0.0

0.0%

0.0

Incoming Weekly Counts  
Hall Lane coming from Long Stratton

from Wed-Oct-26-2022-02-00-AM to Wed-Feb-01-2023-02-59-PM

	24/10/2022	to	30/10/2022							
	Monday	Tuesday	Wednesday	Thursday	Friday	Saturday	Sunday	Week	Weekend	Week Day 85%
Hour	24/10/2022	25/10/2022	26/10/2022	27/10/2022	28/10/2022	29/10/2022	30/10/2022	Day Avg	Avg	Avg Speed
0 - 1	*	*	*	0	1	3	5	0.5	4	30
1 - 2	*	*	0	1	0	2	2	0.33	2	35
2 - 3	*	*	0	0	1	0	1	0.33	0.5	35
3 - 4	*	*	0	1	0	1	0	0.33	0.5	30
4 - 5	*	*	1	1	2	5	1	1.33	3	30
5 - 6	*	*	4	3	8	1	1	5	1	34.17
6 - 7	*	*	20	28	19	7	5	22.33	6	33.77
7 - 8	*	*	47	45	40	13	8	44	10.5	30.9
8 - 9	*	*	58	43	37	44	5	46	24.5	30.7
9 - 10	*	*	50	58	39	54	24	49	39	30.3
10 - 11	*	*	39	50	52	60	31	47	45.5	30.57
11 - 12	*	*	43	39	48	66	48	43.33	57	30.23
12 - 13	*	*	36	38	36	65	71	36.67	68	29.77
13 - 14	*	*	33	32	32	64	27	32.33	45.5	30.27
14 - 15	*	*	44	39	67	46	43	50	44.5	29.83
15 - 16	*	*	38	46	51	34	29	45	31.5	29.9
16 - 17	*	*	48	47	48	33	29	47.67	31	31.53
17 - 18	*	*	47	68	48	36	39	54.33	37.5	31.17
18 - 19	*	*	42	37	52	40	31	43.67	35.5	30.97
19 - 20	*	*	20	21	25	8	14	22	11	32.1
20 - 21	*	*	18	13	17	13	18	16	15.5	30.83
21 - 22	*	*	3	11	13	15	9	9	12	29.47
22 - 23	*	*	7	7	2	4	3	5.33	3.5	30.83
23 - 24	*	*	3	2	2	7	1	2.33	4	31.67
Totals	0	0	601	630	640	621	445			
% of Total	0%	0%	20.46%	21.45%	21.79%	21.14%	15.15%			

Incoming Weekly Counts  
Hall Lane coming from Long Stratton

from Wed-Oct-26-2022-02-00-AM to Wed-Feb-01-2023-02-59-PM

	31/10/2022	to	06/11/2022							
	Monday	Tuesday	Wednesday	Thursday	Friday	Saturday	Sunday	Week	Weekend	Week Day 85%
Hour	31/10/2022	01/11/2022	02/11/2022	03/11/2022	04/11/2022	05/11/2022	06/11/2022	Day Avg	Avg	Avg Speed
0 - 1	1	2	0	0	2	4	4	1	4	30
1 - 2	0	0	0	0	0	1	2	0	1.5	0
2 - 3	0	0	0	0	0	4	1	0	2.5	0
3 - 4	0	1	1	1	0	1	0	0.6	0.5	33.33
4 - 5	0	1	1	2	1	0	0	1	0	26.25
5 - 6	3	2	1	1	0	3	1	1.4	2	27.5
6 - 7	5	8	10	3	6	1	3	6.4	2	32.98
7 - 8	24	29	26	22	19	7	1	24	4	33.06
8 - 9	58	69	58	43	49	10	2	55.4	6	31.3
9 - 10	46	65	76	73	55	31	9	63	20	30.66
10 - 11	38	56	66	50	62	50	26	54.4	38	30.26
11 - 12	48	39	48	32	54	54	31	44.2	42.5	29.78
12 - 13	32	33	34	42	45	52	35	37.2	43.5	30.08
13 - 14	37	42	44	41	29	47	38	38.6	42.5	30.3
14 - 15	44	40	31	42	35	39	29	38.4	34	29.44
15 - 16	45	38	40	50	52	43	30	45	36.5	30.22
16 - 17	57	53	76	53	74	28	27	62.6	27.5	29.46
17 - 18	70	58	54	61	71	30	20	62.8	25	29.94
18 - 19	64	64	62	61	48	32	31	59.8	31.5	30.86
19 - 20	32	31	36	43	26	21	14	33.6	17.5	30.8
20 - 21	29	33	25	12	28	21	15	25.4	18	31.68
21 - 22	14	8	11	14	15	14	6	12.4	10	32.8
22 - 23	6	6	8	11	9	10	9	8	9.5	30.48
23 - 24	5	3	7	17	6	4	0	7.6	2	29.38
Totals	658	681	715	674	686	507	334			
% of Total	15.46%	16%	16.8%	15.84%	16.12%	11.92%	7.85%			

Incoming Weekly Counts  
Hall Lane coming from Long Stratton

from Wed-Oct-26-2022-02-00-AM to Wed-Feb-01-2023-02-59-PM

	07/11/2022	to	13/11/2022							
	Monday	Tuesday	Wednesday	Thursday	Friday	Saturday	Sunday	Week	Weekend	Week Day 85%
Hour	07/11/2022	08/11/2022	09/11/2022	10/11/2022	11/11/2022	12/11/2022	13/11/2022	Day Avg	Avg	Avg Speed
0 - 1	3	2	0	0	2	4	3	1.4	3.5	31.67
1 - 2	1	0	0	0	1	4	0	0.4	2	30
2 - 3	0	0	1	1	0	0	0	0.4	0	35
3 - 4	0	1	2	0	1	1	0	0.8	0.5	33.33
4 - 5	0	0	0	0	0	0	0	0	0	0
5 - 6	1	0	0	2	1	3	1	0.8	2	35
6 - 7	5	4	6	3	3	3	1	4.2	2	34
7 - 8	23	29	22	16	12	9	3	20.4	6	33
8 - 9	61	61	46	56	47	12	13	54.2	12.5	31.46
9 - 10	50	73	61	60	56	30	17	60	23.5	30.34
10 - 11	55	44	35	51	60	40	30	49	35	29.74
11 - 12	45	37	36	45	54	62	54	43.4	58	29.44
12 - 13	33	29	38	37	44	48	36	36.2	42	29.68
13 - 14	40	39	41	42	46	43	36	41.6	39.5	29.5
14 - 15	38	32	46	38	49	51	36	40.6	43.5	29.46
15 - 16	49	50	34	43	54	35	19	46	27	29.74
16 - 17	48	55	36	59	61	30	32	51.8	31	29.38
17 - 18	58	51	52	52	52	27	38	53	32.5	29.24
18 - 19	53	48	46	59	69	50	28	55	39	29.92
19 - 20	27	33	37	26	30	25	16	30.6	20.5	31.4
20 - 21	16	22	20	25	20	18	6	20.6	12	31.26
21 - 22	10	11	14	16	18	10	15	13.8	12.5	29.58
22 - 23	7	5	14	8	11	6	5	9	5.5	30.66
23 - 24	3	2	6	4	3	9	0	3.6	4.5	30.76
Totals	626	628	593	643	694	520	389			
% of Total	15.29%	15.34%	14.49%	15.71%	16.96%	12.7%	9.5%			



Incoming Weekly Counts  
Hall Lane coming from Long Stratton

from Wed-Oct-26-2022-02-00-AM to Wed-Feb-01-2023-02-59-PM

	14/11/2022	to	20/11/2022							
	Monday	Tuesday	Wednesday	Thursday	Friday	Saturday	Sunday	Week	Weekend	Week Day 85%
Hour	14/11/2022	15/11/2022	16/11/2022	17/11/2022	18/11/2022	19/11/2022	20/11/2022	Day Avg	Avg	Avg Speed
0 - 1	0	1	0	2	4	0	0	1.4	0	27.5
1 - 2	0	1	0	0	0	0	0	0.2	0	30
2 - 3	0	0	0	0	0	0	0	0	0	0
3 - 4	0	1	1	1	1	0	0	0.8	0	32.5
4 - 5	0	0	0	1	0	0	0	0.2	0	30
5 - 6	3	2	3	1	2	0	0	2.2	0	32
6 - 7	3	7	12	6	9	0	0	7.4	0	32.92
7 - 8	19	21	28	23	19	0	0	22	0	34
8 - 9	62	67	58	58	29	0	0	54.8	0	30.44
9 - 10	65	50	68	62	0	0	0	49	0	31.15
10 - 11	49	45	50	44	0	0	0	37.6	0	29.72
11 - 12	37	37	36	43	0	0	0	30.6	0	29.58
12 - 13	34	33	25	38	0	0	0	26	0	29.75
13 - 14	36	45	36	32	0	0	0	29.8	0	29.95
14 - 15	46	29	40	49	0	0	0	32.8	0	29.37
15 - 16	39	34	40	36	0	0	0	29.8	0	29.78
16 - 17	56	31	60	43	0	0	0	38	0	29.7
17 - 18	60	39	44	43	0	0	0	37.2	0	29.95
18 - 19	47	50	53	43	0	0	0	38.6	0	30.25
19 - 20	18	40	28	29	0	0	0	23	0	31.22
20 - 21	16	21	18	19	0	0	0	14.8	0	31.98
21 - 22	6	11	13	13	0	0	0	8.6	0	33.35
22 - 23	4	7	11	6	0	0	0	5.6	0	29.7
23 - 24	8	6	6	5	0	0	0	5	0	31.25
Totals	608	578	630	597	64	0	0			
% of Total	24.55%	23.33%	25.43%	24.1%	2.58%	0%	0%			

Incoming Weekly Counts  
Hall Lane coming from Long Stratton

from Wed-Oct-26-2022-02-00-AM to Wed-Feb-01-2023-02-59-PM

	21/11/2022	to	27/11/2022							
	Monday	Tuesday	Wednesday	Thursday	Friday	Saturday	Sunday	Week	Weekend	Week Day 85%
Hour	21/11/2022	22/11/2022	23/11/2022	24/11/2022	25/11/2022	26/11/2022	27/11/2022	Day Avg	Avg	Avg Speed
0 - 1	0	0	0	0	0	0	0	0	0	0
1 - 2	0	0	0	0	0	0	0	0	0	0
2 - 3	0	0	0	0	0	0	0	0	0	0
3 - 4	0	0	0	0	0	0	0	0	0	0
4 - 5	0	0	0	0	0	0	0	0	0	0
5 - 6	0	0	0	0	0	0	0	0	0	0
6 - 7	0	0	0	0	0	0	0	0	0	0
7 - 8	0	0	0	0	0	0	0	0	0	0
8 - 9	0	0	0	0	0	0	0	0	0	0
9 - 10	0	0	0	0	0	0	0	0	0	0
10 - 11	0	0	0	0	0	0	0	0	0	0
11 - 12	0	0	0	0	0	0	0	0	0	0
12 - 13	0	0	0	0	0	0	0	0	0	0
13 - 14	0	0	0	0	0	0	0	0	0	0
14 - 15	0	0	0	0	0	0	0	0	0	0
15 - 16	0	0	0	0	0	0	0	0	0	0
16 - 17	0	0	0	0	0	0	0	0	0	0
17 - 18	0	0	0	0	0	0	0	0	0	0
18 - 19	0	0	0	0	0	0	0	0	0	0
19 - 20	0	0	0	0	0	0	0	0	0	0
20 - 21	0	0	0	0	0	0	0	0	0	0
21 - 22	0	0	0	0	0	0	0	0	0	0
22 - 23	0	0	0	0	0	0	0	0	0	0
23 - 24	0	0	0	0	0	0	0	0	0	0
Totals	0	0	0	0	0	0	0			
% of Total	0%	0%	0%	0%	0%	0%	0%			

Incoming Weekly Counts  
Hall Lane coming from Long Stratton

from Wed-Oct-26-2022-02-00-AM to Wed-Feb-01-2023-02-59-PM

	28/11/2022	to	04/12/2022							
	Monday	Tuesday	Wednesday	Thursday	Friday	Saturday	Sunday	Week	Weekend	Week Day 85%
Hour	28/11/2022	29/11/2022	30/11/2022	01/12/2022	02/12/2022	03/12/2022	04/12/2022	Day Avg	Avg	Avg Speed
0 - 1	0	0	0	0	0	0	0	0	0	0
1 - 2	0	0	0	0	0	0	0	0	0	0
2 - 3	0	0	0	0	0	0	0	0	0	0
3 - 4	0	0	0	0	0	0	0	0	0	0
4 - 5	0	0	0	0	0	0	0	0	0	0
5 - 6	0	0	0	0	0	0	0	0	0	0
6 - 7	0	0	0	0	0	0	0	0	0	0
7 - 8	0	0	0	0	0	0	0	0	0	0
8 - 9	0	0	0	0	0	0	0	0	0	0
9 - 10	0	0	0	0	0	0	0	0	0	0
10 - 11	0	0	0	0	0	0	0	0	0	0
11 - 12	0	0	0	0	0	0	0	0	0	0
12 - 13	0	0	0	0	0	0	0	0	0	0
13 - 14	0	0	0	0	0	0	0	0	0	0
14 - 15	0	0	0	0	0	0	0	0	0	0
15 - 16	0	0	0	0	0	0	0	0	0	0
16 - 17	0	0	0	0	0	0	0	0	0	0
17 - 18	0	0	0	0	0	0	0	0	0	0
18 - 19	0	0	0	0	0	0	0	0	0	0
19 - 20	0	0	0	0	0	0	0	0	0	0
20 - 21	0	0	0	0	0	0	0	0	0	0
21 - 22	0	0	0	0	0	0	0	0	0	0
22 - 23	0	0	0	0	0	0	0	0	0	0
23 - 24	0	0	0	0	0	0	0	0	0	0
Totals	0	0	0	0	0	0	0			
% of Total	0%	0%	0%	0%	0%	0%	0%			

Incoming Weekly Counts  
Hall Lane coming from Long Stratton

from Wed-Oct-26-2022-02-00-AM to Wed-Feb-01-2023-02-59-PM

	05/12/2022	to	11/12/2022							
	Monday	Tuesday	Wednesday	Thursday	Friday	Saturday	Sunday	Week	Weekend	Week Day 85%
Hour	05/12/2022	06/12/2022	07/12/2022	08/12/2022	09/12/2022	10/12/2022	11/12/2022	Day Avg	Avg	Avg Speed
0 - 1	0	0	0	3	3	5	4	1.2	4.5	30
1 - 2	0	0	0	0	1	1	2	0.2	1.5	25
2 - 3	0	0	0	0	0	2	1	0	1.5	0
3 - 4	0	0	0	1	1	2	3	0.4	2.5	27.5
4 - 5	0	0	0	1	1	3	1	0.4	2	32.5
5 - 6	0	0	0	3	4	5	3	1.4	4	34.4
6 - 7	0	0	0	6	8	0	1	2.8	0.5	33.3
7 - 8	0	0	0	35	27	6	5	12.4	5.5	30.25
8 - 9	0	0	0	56	40	7	10	19.2	8.5	30.5
9 - 10	0	0	0	44	27	24	14	14.2	19	31.3
10 - 11	0	0	0	41	30	48	26	14.2	37	29.7
11 - 12	0	0	0	42	44	35	41	17.2	38	30.7
12 - 13	0	0	0	56	62	62	35	23.6	48.5	30.9
13 - 14	0	0	0	59	39	46	45	19.6	45.5	30.9
14 - 15	0	0	0	46	55	55	36	20.2	45.5	30.25
15 - 16	0	0	3	68	77	61	30	29.6	45.5	29.53
16 - 17	0	0	64	79	62	52	49	41	50.5	29.37
17 - 18	0	0	63	64	63	41	28	38	34.5	30
18 - 19	0	0	58	62	50	39	26	34	32.5	29.07
19 - 20	0	0	42	24	32	17	15	19.6	16	29.9
20 - 21	0	0	24	36	32	10	11	18.4	10.5	31.07
21 - 22	0	0	17	21	12	9	6	10	7.5	29.47
22 - 23	0	0	12	7	9	21	3	5.6	12	30.57
23 - 24	0	0	1	6	10	16	3	3.4	9.5	34.17
Totals	0	0	284	760	689	567	398			
% of Total	0%	0%	10.53%	28.17%	25.54%	21.02%	14.75%			

Incoming Weekly Counts  
Hall Lane coming from Long Stratton

from Wed-Oct-26-2022-02-00-AM to Wed-Feb-01-2023-02-59-PM

	12/12/2022	to	18/12/2022							
	Monday	Tuesday	Wednesday	Thursday	Friday	Saturday	Sunday	Week	Weekend	Week Day 85%
Hour	12/12/2022	13/12/2022	14/12/2022	15/12/2022	16/12/2022	17/12/2022	18/12/2022	Day Avg	Avg	Avg Speed
0 - 1	0	2	1	1	2	6	7	1.2	6.5	28.75
1 - 2	1	1	0	0	0	2	3	0.4	2.5	30
2 - 3	0	0	2	1	0	0	0	0.6	0	30
3 - 4	2	1	1	2	1	0	2	1.4	1	30
4 - 5	4	3	2	3	0	1	1	2.4	1	36.25
5 - 6	7	5	5	6	6	1	5	5.8	3	33.32
6 - 7	4	6	4	6	6	2	0	5.2	1	30.66
7 - 8	25	35	28	31	35	4	2	30.8	3	28.3
8 - 9	37	37	33	45	37	11	7	37.8	9	28.76
9 - 10	53	30	34	45	39	30	15	40.2	22.5	29.42
10 - 11	37	29	30	40	51	35	22	37.4	28.5	29.48
11 - 12	48	53	41	39	46	50	39	45.4	44.5	29.76
12 - 13	35	38	41	51	37	44	43	40.4	43.5	29.54
13 - 14	55	41	45	61	62	48	30	52.8	39	29.42
14 - 15	53	62	67	39	64	42	24	57	33	29.2
15 - 16	72	62	64	65	63	44	33	65.2	38.5	28.9
16 - 17	44	62	57	51	68	52	35	56.4	43.5	28.36
17 - 18	56	47	50	50	53	43	27	51.2	35	28.88
18 - 19	53	58	49	60	55	51	19	55	35	29.04
19 - 20	28	21	21	30	20	30	18	24	24	29.96
20 - 21	12	17	23	19	34	23	14	21	18.5	30.02
21 - 22	18	10	24	21	16	13	7	17.8	10	30.4
22 - 23	7	8	12	16	13	13	4	11.2	8.5	31.34
23 - 24	4	1	2	4	8	9	1	3.8	5	30.6
Totals	655	629	636	686	716	554	358			
% of Total	15.47%	14.86%	15.02%	16.2%	16.91%	13.08%	8.46%			

Incoming Weekly Counts  
Hall Lane coming from Long Stratton

from Wed-Oct-26-2022-02-00-AM to Wed-Feb-01-2023-02-59-PM

	19/12/2022	to	25/12/2022							
	Monday	Tuesday	Wednesday	Thursday	Friday	Saturday	Sunday	Week	Weekend	Week Day 85%
Hour	19/12/2022	20/12/2022	21/12/2022	22/12/2022	23/12/2022	24/12/2022	25/12/2022	Day Avg	Avg	Avg Speed
0 - 1	3	1	3	3	1	3	3	2.2	3	32
1 - 2	1	0	1	0	0	0	1	0.4	0.5	37.5
2 - 3	0	1	1	1	0	0	1	0.6	0.5	33.33
3 - 4	1	1	0	0	0	2	0	0.4	1	22.5
4 - 5	3	1	0	1	1	2	0	1.2	1	35
5 - 6	8	5	4	7	4	3	0	5.6	1.5	34.66
6 - 7	6	11	7	4	7	1	2	7	1.5	31.5
7 - 8	31	24	21	17	15	12	2	21.6	7	30.86
8 - 9	22	21	28	23	18	16	7	22.4	11.5	31.5
9 - 10	32	41	33	27	36	30	13	33.8	21.5	30.08
10 - 11	33	47	52	47	45	40	26	44.8	33	29.14
11 - 12	47	47	49	37	37	44	36	43.4	40	29.7
12 - 13	45	49	53	44	47	47	38	47.6	42.5	29.64
13 - 14	49	55	55	54	51	38	23	52.8	30.5	29.68
14 - 15	53	43	44	59	54	57	14	50.6	35.5	29.2
15 - 16	59	48	48	36	56	56	6	49.4	31	29.76
16 - 17	53	57	60	62	66	35	14	59.6	24.5	29.2
17 - 18	53	56	57	44	50	46	21	52	33.5	29.16
18 - 19	51	45	42	45	28	28	14	42.2	21	29.94
19 - 20	16	23	25	30	57	30	22	30.2	26	31.86
20 - 21	16	19	28	20	31	18	7	22.8	12.5	30.92
21 - 22	10	13	16	13	16	11	11	13.6	11	30.92
22 - 23	4	5	10	10	13	7	7	8.4	7	30.08
23 - 24	6	7	5	5	11	4	5	6.8	4.5	31.4
Totals	602	620	642	589	644	530	273			
% of Total	15.44%	15.9%	16.46%	15.1%	16.51%	13.59%	7%			

Incoming Weekly Counts  
Hall Lane coming from Long Stratton

from Wed-Oct-26-2022-02-00-AM to Wed-Feb-01-2023-02-59-PM

	26/12/2022	to	01/01/2023							
	Monday	Tuesday	Wednesday	Thursday	Friday	Saturday	Sunday	Week	Weekend	Week Day 85%
Hour	26/12/2022	27/12/2022	28/12/2022	29/12/2022	30/12/2022	31/12/2022	01/01/2023	Day Avg	Avg	Avg Speed
0 - 1	1	2	1	2	2	2	8	1.6	5	33
1 - 2	0	0	1	0	1	3	13	0.4	8	40
2 - 3	0	0	1	1	0	3	1	0.4	2	32.5
3 - 4	0	0	0	0	1	0	2	0.2	1	30
4 - 5	0	2	2	1	2	2	1	1.4	1.5	37.5
5 - 6	2	2	4	2	2	3	3	2.4	3	34
6 - 7	3	2	6	7	7	1	0	5	0.5	33.42
7 - 8	3	7	6	3	9	6	5	5.6	5.5	32.26
8 - 9	4	5	10	14	11	11	7	8.8	9	31.92
9 - 10	11	19	27	35	16	25	14	21.6	19.5	31.28
10 - 11	28	34	41	47	30	31	17	36	24	30.9
11 - 12	30	38	44	42	38	43	24	38.4	33.5	31.5
12 - 13	41	54	36	54	40	67	31	45	49	31.78
13 - 14	36	30	38	46	52	40	31	40.4	35.5	31.84
14 - 15	38	39	47	57	51	40	34	46.4	37	30.74
15 - 16	34	48	33	54	60	48	28	45.8	38	31.04
16 - 17	29	34	41	59	53	49	32	43.2	40.5	30.76
17 - 18	15	20	37	49	54	37	19	35	28	32.2
18 - 19	17	24	33	32	37	42	19	28.6	30.5	31
19 - 20	9	13	25	24	19	25	14	18	19.5	32.16
20 - 21	11	15	18	14	15	15	14	14.6	14.5	33.2
21 - 22	9	7	11	10	19	11	5	11.2	8	33.4
22 - 23	4	5	5	8	20	3	6	8.4	4.5	30.94
23 - 24	5	5	3	8	11	5	0	6.4	2.5	33.16
Totals	330	405	470	569	550	512	328			
% of Total	10.43%	12.8%	14.85%	17.98%	17.38%	16.18%	10.37%			

Incoming Weekly Counts  
Hall Lane coming from Long Stratton

from Wed-Oct-26-2022-02-00-AM to Wed-Feb-01-2023-02-59-PM

	02/01/2023	to	08/01/2023							
	Monday	Tuesday	Wednesday	Thursday	Friday	Saturday	Sunday	Week	Weekend	Week Day 85%
Hour	02/01/2023	03/01/2023	04/01/2023	05/01/2023	06/01/2023	07/01/2023	08/01/2023	Day Avg	Avg	Avg Speed
0 - 1	3	0	3	0	1	0	1	1.4	0.5	30
1 - 2	1	0	2	1	0	0	0	0.8	0	31.67
2 - 3	0	0	0	0	0	0	0	0	0	0
3 - 4	1	1	0	0	0	2	1	0.4	1.5	30
4 - 5	1	2	2	1	3	1	1	1.8	1	37
5 - 6	4	9	4	5	8	5	3	6	4	35.92
6 - 7	2	6	9	10	5	4	1	6.4	2.5	34.36
7 - 8	6	25	31	29	25	8	6	23.2	7	31.66
8 - 9	14	32	40	43	51	15	13	36	14	31.38
9 - 10	18	25	33	43	36	24	28	31	26	32.14
10 - 11	23	29	31	40	37	52	34	32	43	30.46
11 - 12	48	37	33	54	44	48	40	43.2	44	29.92
12 - 13	49	35	39	54	41	56	44	43.6	50	30.38
13 - 14	26	38	43	44	55	58	41	41.2	49.5	31.24
14 - 15	50	38	52	53	63	46	39	51.2	42.5	30.94
15 - 16	40	47	71	74	95	44	49	65.4	46.5	31.02
16 - 17	46	57	73	83	73	44	41	66.4	42.5	30.02
17 - 18	42	62	60	64	82	53	20	62	36.5	31.44
18 - 19	34	43	59	56	67	34	20	51.8	27	31.62
19 - 20	16	17	48	27	40	16	20	29.6	18	31.58
20 - 21	17	5	26	23	19	16	12	18	14	32.1
21 - 22	9	7	38	14	17	6	10	17	8	33.66
22 - 23	4	9	6	18	5	10	3	8.4	6.5	31
23 - 24	1	2	0	2	5	3	0	2	1.5	33.45
Totals	455	526	703	738	772	545	427			
% of Total	10.92%	12.63%	16.87%	17.71%	18.53%	13.08%	10.25%			



Incoming Weekly Counts  
Hall Lane coming from Long Stratton

from Wed-Oct-26-2022-02-00-AM to Wed-Feb-01-2023-02-59-PM

	09/01/2023	to	15/01/2023							
	Monday	Tuesday	Wednesday	Thursday	Friday	Saturday	Sunday	Week	Weekend	Week Day 85%
Hour	09/01/2023	10/01/2023	11/01/2023	12/01/2023	13/01/2023	14/01/2023	15/01/2023	Day Avg	Avg	Avg Speed
0 - 1	0	1	0	1	5	2	2	1.4	2	31.1
1 - 2	3	0	1	0	0	0	2	0.8	1	35
2 - 3	0	0	0	0	0	0	0	0	0	0
3 - 4	0	0	0	0	0	0	1	0	0.5	0
4 - 5	2	0	2	1	2	2	2	1.4	2	40
5 - 6	5	5	4	2	2	4	2	3.6	3	35.16
6 - 7	9	10	10	9	8	1	0	9.2	0.5	34.16
7 - 8	26	35	30	33	34	5	3	31.6	4	32.42
8 - 9	35	32	46	42	50	18	14	41	16	30.2
9 - 10	34	40	34	47	29	32	13	36.8	22.5	31.52
10 - 11	27	40	35	30	45	46	40	35.4	43	30.32
11 - 12	50	30	55	27	46	45	49	41.6	47	30.6
12 - 13	40	26	41	41	49	51	56	39.4	53.5	30.28
13 - 14	33	35	32	48	50	41	48	39.6	44.5	30.64
14 - 15	46	55	47	49	46	41	48	48.6	44.5	29.92
15 - 16	73	74	58	67	79	49	48	70.2	48.5	29.9
16 - 17	61	73	69	68	87	57	43	71.6	50	30.16
17 - 18	56	53	49	63	60	46	23	56.2	34.5	30.42
18 - 19	61	54	60	76	67	40	21	63.6	30.5	30.9
19 - 20	29	22	25	41	47	22	22	32.8	22	32.32
20 - 21	22	16	17	24	9	15	11	17.6	13	32.82
21 - 22	22	9	15	16	11	11	5	14.6	8	33.86
22 - 23	4	7	10	11	16	12	7	9.6	9.5	32.8
23 - 24	3	5	2	7	6	11	2	4.6	6.5	34.5
Totals	641	622	642	703	748	551	462			
% of Total	14.67%	14.24%	14.69%	16.09%	17.12%	12.61%	10.57%			

Incoming Weekly Counts  
Hall Lane coming from Long Stratton

from Wed-Oct-26-2022-02-00-AM to Wed-Feb-01-2023-02-59-PM

	16/01/2023	to	22/01/2023							
	Monday	Tuesday	Wednesday	Thursday	Friday	Saturday	Sunday	Week	Weekend	Week Day 85%
Hour	16/01/2023	17/01/2023	18/01/2023	19/01/2023	20/01/2023	21/01/2023	22/01/2023	Day Avg	Avg	Avg Speed
0 - 1	4	3	0	0	0	0	0	1.4	0	36.9
1 - 2	0	1	0	0	0	0	0	0.2	0	30
2 - 3	1	0	0	0	0	0	0	0.2	0	30
3 - 4	0	1	0	0	0	0	0	0.2	0	30
4 - 5	3	3	0	0	0	0	0	1.2	0	42.5
5 - 6	6	6	0	0	0	0	0	2.4	0	34.15
6 - 7	8	8	0	0	0	0	0	3.2	0	35.9
7 - 8	37	38	0	0	0	0	0	15	0	31.8
8 - 9	36	4	0	0	0	0	0	8	0	29.05
9 - 10	39	0	0	0	0	0	0	7.8	0	33.8
10 - 11	43	0	0	0	0	0	0	8.6	0	30.7
11 - 12	43	0	0	0	0	0	0	8.6	0	29.8
12 - 13	37	0	0	0	0	0	0	7.4	0	30.7
13 - 14	44	0	0	0	0	0	0	8.8	0	31.7
14 - 15	44	0	0	0	0	0	0	8.8	0	30.7
15 - 16	78	0	0	0	0	0	0	15.6	0	30.5
16 - 17	57	0	0	0	0	0	0	11.4	0	29.8
17 - 18	74	0	0	0	0	0	0	14.8	0	31.2
18 - 19	56	0	0	0	0	0	0	11.2	0	31.8
19 - 20	42	0	0	0	0	0	0	8.4	0	32.9
20 - 21	21	0	0	0	0	0	0	4.2	0	30
21 - 22	9	0	0	0	0	0	0	1.8	0	33.3
22 - 23	3	0	0	0	0	0	0	0.6	0	35
23 - 24	5	0	0	0	0	0	0	1	0	32.5
Totals	690	64	0	0	0	0	0			
% of Total	91.51%	8.49%	0%	0%	0%	0%	0%			

Incoming Weekly Counts  
Hall Lane coming from Long Stratton

from Wed-Oct-26-2022-02-00-AM to Wed-Feb-01-2023-02-59-PM

	23/01/2023	to	29/01/2023							
	Monday	Tuesday	Wednesday	Thursday	Friday	Saturday	Sunday	Week	Weekend	Week Day 85%
Hour	23/01/2023	24/01/2023	25/01/2023	26/01/2023	27/01/2023	28/01/2023	29/01/2023	Day Avg	Avg	Avg Speed
0 - 1	0	0	0	0	0	0	0	0	0	0
1 - 2	0	0	0	0	0	0	0	0	0	0
2 - 3	0	0	0	0	0	0	0	0	0	0
3 - 4	0	0	0	0	0	0	0	0	0	0
4 - 5	0	0	0	0	0	0	0	0	0	0
5 - 6	0	0	0	0	0	0	0	0	0	0
6 - 7	0	0	0	0	0	0	0	0	0	0
7 - 8	0	0	0	0	0	0	0	0	0	0
8 - 9	0	0	0	0	0	0	0	0	0	0
9 - 10	0	0	0	0	0	0	0	0	0	0
10 - 11	0	0	0	0	0	0	0	0	0	0
11 - 12	0	0	0	0	0	0	0	0	0	0
12 - 13	0	0	0	0	0	0	0	0	0	0
13 - 14	0	0	0	0	0	0	0	0	0	0
14 - 15	0	0	0	0	0	0	0	0	0	0
15 - 16	0	0	0	0	0	0	0	0	0	0
16 - 17	0	0	0	0	0	0	0	0	0	0
17 - 18	0	0	0	0	0	0	0	0	0	0
18 - 19	0	0	0	0	0	0	0	0	0	0
19 - 20	0	0	0	0	0	0	0	0	0	0
20 - 21	0	0	0	0	0	0	0	0	0	0
21 - 22	0	0	0	0	0	0	0	0	0	0
22 - 23	0	0	0	0	0	0	0	0	0	0
23 - 24	0	0	0	0	0	0	0	0	0	0
Totals	0	0	0	0	0	0	0			
% of Total	0%	0%	0%	0%	0%	0%	0%			

Incoming Weekly Counts  
Hall Lane coming from Long Stratton

from Wed-Oct-26-2022-02-00-AM to Wed-Feb-01-2023-02-59-PM

	30/01/2023	to	05/02/2023							
	Monday	Tuesday	Wednesday	Thursday	Friday	Saturday	Sunday	Week	Weekend	Week Day 85%
Hour	30/01/2023	31/01/2023	01/02/2023	02/02/2023	03/02/2023	04/02/2023	05/02/2023	Day Avg	Avg	Avg Speed
0 - 1	0	0	0	*	*	*	*	0	0	0
1 - 2	0	0	0	*	*	*	*	0	0	0
2 - 3	0	0	0	*	*	*	*	0	0	0
3 - 4	0	0	0	*	*	*	*	0	0	0
4 - 5	0	0	0	*	*	*	*	0	0	0
5 - 6	0	0	0	*	*	*	*	0	0	0
6 - 7	0	0	0	*	*	*	*	0	0	0
7 - 8	0	0	0	*	*	*	*	0	0	0
8 - 9	0	0	0	*	*	*	*	0	0	0
9 - 10	0	0	0	*	*	*	*	0	0	0
10 - 11	0	0	0	*	*	*	*	0	0	0
11 - 12	0	0	0	*	*	*	*	0	0	0
12 - 13	0	0	0	*	*	*	*	0	0	0
13 - 14	0	0	0	*	*	*	*	0	0	0
14 - 15	0	0	0	*	*	*	*	0	0	0
15 - 16	0	0	*	*	*	*	*	0	0	0
16 - 17	0	0	*	*	*	*	*	0	0	0
17 - 18	0	0	*	*	*	*	*	0	0	0
18 - 19	0	0	*	*	*	*	*	0	0	0
19 - 20	0	0	*	*	*	*	*	0	0	0
20 - 21	0	0	*	*	*	*	*	0	0	0
21 - 22	0	0	*	*	*	*	*	0	0	0
22 - 23	0	0	*	*	*	*	*	0	0	0
23 - 24	0	0	*	*	*	*	*	0	0	0
Totals	0	0	0	0	0	0	0			
% of Total	0%	0%	0%	0%	0%	0%	0%			

Incoming Monthly Counts  
Hall Lane coming from Long Stratton

from Wed-Oct-26-2022-02-00-AM to Wed-Feb-01-2023-02-59-PM

Hour	Oct 2022							Week Day Avg	Weekend Avg	Week Day 85% Avg Speed
	Monday	Tuesday	Wednesday	Thursday	Friday	Saturday	Sunday			
0 - 1	1	*	*	0	1	3	5	0.67	4	30
1 - 2	0	*	*	1	0	2	2	0.33	2	35
2 - 3	0	*	0	0	1	0	1	0.25	0.5	35
3 - 4	0	*	0	1	0	1	0	0.25	0.5	30
4 - 5	0	*	1	1	2	5	1	1	3	30
5 - 6	3	*	4	3	8	1	1	4.5	1	33.12
6 - 7	5	*	20	28	19	7	5	18	6	33.65
7 - 8	24	*	47	45	40	13	8	39	10.5	31.62
8 - 9	58	*	58	43	37	44	5	49	24.5	31.05
9 - 10	46	*	50	58	39	54	24	48.25	39	30.6
10 - 11	38	*	39	50	52	60	31	44.75	45.5	31.05
11 - 12	48	*	43	39	48	66	48	44.5	57	30.02
12 - 13	32	*	36	38	36	65	71	35.5	68	30.3
13 - 14	37	*	33	32	32	64	27	33.5	45.5	30.62
14 - 15	44	*	44	39	67	46	43	48.5	44.5	29.7
15 - 16	45	*	38	46	51	34	29	45	31.5	29.88
16 - 17	57	*	48	47	48	33	29	50	31	31.08
17 - 18	70	*	47	68	48	36	39	58.25	37.5	30.7
18 - 19	64	*	42	37	52	40	31	48.75	35.5	31.25
19 - 20	32	*	20	21	25	8	14	24.5	11	31.22
20 - 21	29	*	18	13	17	13	18	19.25	15.5	31.12
21 - 22	14	*	3	11	13	15	9	10.25	12	29.6
22 - 23	6	*	7	7	2	4	3	5.5	3.5	31.58
23 - 24	5	*	3	2	2	7	1	3	4	31.25
Totals	658	0	601	630	640	621	445			
% of Total	18.3%	0%	16.72%	17.52%	17.8%	17.27%	12.38%			

Incoming Monthly Counts  
Hall Lane coming from Long Stratton

from Wed-Oct-26-2022-02-00-AM to Wed-Feb-01-2023-02-59-PM

Hour	Nov 2022							Week Day Avg	Weekend Avg	Week Day 85% Avg Speed
	Monday	Tuesday	Wednesday	Thursday	Friday	Saturday	Sunday			
0 - 1	3	5	0	2	8	8	7	3.6	7.5	31.88
1 - 2	1	1	0	0	1	5	2	0.6	3.5	30
2 - 3	0	0	1	1	0	4	1	0.4	2.5	35
3 - 4	0	3	4	2	2	2	0	2.2	1	34.58
4 - 5	0	1	1	3	1	0	0	1.2	0	26.25
5 - 6	4	4	4	4	3	6	2	3.8	4	32
6 - 7	8	19	28	12	18	4	4	17	4	33.02
7 - 8	42	79	76	61	50	16	4	61.6	10	33.5
8 - 9	123	197	162	157	125	22	15	152.8	18.5	30.86
9 - 10	115	188	205	195	111	61	26	162.8	43.5	30.44
10 - 11	104	145	151	145	122	90	56	133.4	73	29.66
11 - 12	82	113	120	120	108	116	85	108.6	100.5	29.58
12 - 13	67	95	97	117	89	100	71	93	85.5	29.52
13 - 14	76	126	121	115	75	90	74	102.6	82	29.72
14 - 15	84	101	117	129	84	90	65	103	77.5	29.42
15 - 16	88	122	114	129	106	78	49	111.8	63.5	29.88
16 - 17	104	139	172	155	135	58	59	141	58.5	29.42
17 - 18	118	148	150	156	123	57	58	139	57.5	29.58
18 - 19	100	162	161	163	117	82	59	140.6	70.5	30.24
19 - 20	45	104	101	98	56	46	30	80.8	38	31.3
20 - 21	32	76	63	56	48	39	21	55	30	31.72
21 - 22	16	30	38	43	33	24	21	32	22.5	32.38
22 - 23	11	18	33	25	20	16	14	21.4	15	30.7
23 - 24	11	11	19	26	9	13	0	15.2	6.5	30.92
Totals	1234	1887	1938	1914	1444	1027	723			
% of Total	12.14%	18.56%	19.06%	18.83%	14.2%	10.1%	7.11%			

Incoming Monthly Counts  
Hall Lane coming from Long Stratton

from Wed-Oct-26-2022-02-00-AM to Wed-Feb-01-2023-02-59-PM

Hour	Dec 2022							Week Day Avg	Weekend Avg	Week Day 85% Avg Speed
	Monday	Tuesday	Wednesday	Thursday	Friday	Saturday	Sunday			
0 - 1	4	5	5	9	8	16	14	6.2	15	30.92
1 - 2	2	1	2	0	2	6	6	1.4	6	37.5
2 - 3	0	1	4	3	0	5	2	1.6	3.5	33.33
3 - 4	3	2	1	3	3	4	5	2.4	4.5	30
4 - 5	7	6	4	6	4	8	2	5.4	5	35.26
5 - 6	17	12	13	18	16	12	8	15.2	10	34.3
6 - 7	13	19	17	23	28	4	3	20	3.5	32.5
7 - 8	59	66	55	86	86	28	9	70.4	18.5	30.02
8 - 9	63	63	71	138	106	45	24	88.2	34.5	30.1
9 - 10	96	90	94	151	118	109	42	109.8	75.5	30.18
10 - 11	98	110	123	175	156	154	74	132.4	114	29.58
11 - 12	125	138	134	160	165	172	116	144.4	144	30.28
12 - 13	121	141	130	205	186	220	116	156.6	168	30.1
13 - 14	140	126	138	220	204	172	98	165.6	135	30
14 - 15	144	144	158	201	224	194	74	174.2	134	29.6
15 - 16	165	158	148	223	256	209	69	190	139	29.46
16 - 17	126	153	222	251	249	188	98	200.2	143	29.3
17 - 18	124	123	207	207	220	167	76	176.2	121.5	29.58
18 - 19	121	127	182	199	170	160	59	159.8	109.5	29.54
19 - 20	53	57	113	108	128	102	55	91.8	78.5	30.9
20 - 21	39	51	93	89	112	66	32	76.8	49	31.34
21 - 22	37	30	68	65	63	44	24	52.6	34	31.5
22 - 23	15	18	39	41	55	44	14	33.6	29	31.36
23 - 24	15	13	11	23	40	34	9	20.4	21.5	33.16
Totals	1587	1654	2032	2604	2599	2163	1029			
% of Total	11.61%	12.1%	14.87%	19.05%	19.02%	15.83%	7.53%			

Incoming Monthly Counts  
Hall Lane coming from Long Stratton

from Wed-Oct-26-2022-02-00-AM to Wed-Feb-01-2023-02-59-PM

Hour	Jan 2023							Week Day Avg	Weekend Avg	Week Day 85% Avg Speed
	Monday	Tuesday	Wednesday	Thursday	Friday	Saturday	Sunday			
0 - 1	7	4	3	1	6	2	11	4.2	6.5	32.46
1 - 2	4	1	3	1	0	0	15	1.8	7.5	32.08
2 - 3	1	0	0	0	0	0	1	0.2	0.5	30
3 - 4	1	2	0	0	0	2	4	0.6	3	30
4 - 5	6	5	4	2	5	3	4	4.4	3.5	35.66
5 - 6	15	20	8	7	10	9	8	12	8.5	35.56
6 - 7	19	24	19	19	13	5	1	18.8	3	34.64
7 - 8	69	98	61	62	59	13	14	69.8	13.5	32.5
8 - 9	85	68	86	85	101	33	34	85	33.5	30.4
9 - 10	91	65	67	90	65	56	55	75.6	55.5	31.94
10 - 11	93	69	66	70	82	98	91	76	94.5	30.32
11 - 12	141	67	88	81	90	93	113	93.4	103	30.12
12 - 13	126	61	80	95	90	107	131	90.4	119	30.22
13 - 14	103	73	75	92	105	99	120	89.6	109.5	31.02
14 - 15	140	93	99	102	109	87	121	108.6	104	30.48
15 - 16	191	121	129	141	174	93	125	151.2	109	30.34
16 - 17	164	130	142	151	160	101	116	149.4	108.5	29.88
17 - 18	172	115	109	127	142	99	62	133	80.5	30.98
18 - 19	151	97	119	132	134	74	60	126.6	67	31.02
19 - 20	87	39	73	68	87	38	56	70.8	47	32.18
20 - 21	60	21	43	47	28	31	37	39.8	34	33.16
21 - 22	40	16	53	30	28	17	20	33.4	18.5	33.54
22 - 23	11	16	16	29	21	22	16	18.6	19	33.12
23 - 24	9	7	2	9	11	14	2	7.6	8	34.78
Totals	1786	1212	1345	1441	1520	1096	1217			
% of Total	18.57%	12.6%	13.99%	14.98%	15.81%	11.4%	12.65%			



Incoming Monthly Counts  
Hall Lane coming from Long Stratton

from Wed-Oct-26-2022-02-00-AM to Wed-Feb-01-2023-02-59-PM

Hour	Feb 2023							Week Day Avg	Weekend Avg	Week Day 85% Avg Speed
	Monday	Tuesday	Wednesday	Thursday	Friday	Saturday	Sunday			
0 - 1	*	*	0	*	*	*	*	0	0	0
1 - 2	*	*	0	*	*	*	*	0	0	0
2 - 3	*	*	0	*	*	*	*	0	0	0
3 - 4	*	*	0	*	*	*	*	0	0	0
4 - 5	*	*	0	*	*	*	*	0	0	0
5 - 6	*	*	0	*	*	*	*	0	0	0
6 - 7	*	*	0	*	*	*	*	0	0	0
7 - 8	*	*	0	*	*	*	*	0	0	0
8 - 9	*	*	0	*	*	*	*	0	0	0
9 - 10	*	*	0	*	*	*	*	0	0	0
10 - 11	*	*	0	*	*	*	*	0	0	0
11 - 12	*	*	0	*	*	*	*	0	0	0
12 - 13	*	*	0	*	*	*	*	0	0	0
13 - 14	*	*	0	*	*	*	*	0	0	0
14 - 15	*	*	0	*	*	*	*	0	0	0
15 - 16	*	*	*	*	*	*	*	0	0	0
16 - 17	*	*	*	*	*	*	*	0	0	0
17 - 18	*	*	*	*	*	*	*	0	0	0
18 - 19	*	*	*	*	*	*	*	0	0	0
19 - 20	*	*	*	*	*	*	*	0	0	0
20 - 21	*	*	*	*	*	*	*	0	0	0
21 - 22	*	*	*	*	*	*	*	0	0	0
22 - 23	*	*	*	*	*	*	*	0	0	0
23 - 24	*	*	*	*	*	*	*	0	0	0
Totals	0	0	0	0	0	0	0			
% of Total	0%	0%	0%	0%	0%	0%	0%			

Incoming Weekly Speeds  
Hall Lane coming from Long Stratton

from Wed-Oct-26-2022-02-00-AM to Wed-Feb-01-2023-02-59-PM

	24/10/2022	to	30/10/2022							
	Monday	Tuesday	Wednesday	Thursday	Friday	Saturday	Sunday	Week	Weekend	Week Day 85%
Hour	24/10/2022	25/10/2022	26/10/2022	27/10/2022	28/10/2022	29/10/2022	30/10/2022	Day Avg	Avg	Avg Speed
0 - 1	*	*	*	0	27	28.67	26	27	27	30
1 - 2	*	*	0	32	0	27	24.5	32	25.75	35
2 - 3	*	*	0	0	32	0	32	32	32	35
3 - 4	*	*	0	27	0	27	0	27	27	30
4 - 5	*	*	27	22	32	28.2	32	28.25	28.83	30
5 - 6	*	*	29.5	30.33	28.25	27	27	29	27	34.17
6 - 7	*	*	28.85	27.93	29.32	28.57	30	28.6	29.17	33.77
7 - 8	*	*	27.13	26.13	26.3	26.08	25.38	26.54	25.81	30.9
8 - 9	*	*	25.88	27.19	27.24	26.52	28	26.65	26.67	30.7
9 - 10	*	*	26.68	26.21	26.28	26.06	26.38	26.39	26.15	30.3
10 - 11	*	*	25.85	27.16	26.1	27.87	27.74	26.4	27.82	30.57
11 - 12	*	*	24.35	25.82	27.25	25.44	27.54	25.86	26.32	30.23
12 - 13	*	*	25.83	24.71	25.94	26.37	27.31	25.48	26.86	29.77
13 - 14	*	*	25.94	25.47	27.75	26.17	26.85	26.38	26.37	30.27
14 - 15	*	*	26.18	25.36	25.4	24.87	27.58	25.62	26.18	29.83
15 - 16	*	*	24.55	25.57	25.51	26.65	28.38	25.26	27.44	29.9
16 - 17	*	*	28.4	25.26	26.73	24.15	26.21	26.8	25.11	31.53
17 - 18	*	*	27.49	26.91	26.33	27.75	25.51	26.91	26.59	31.17
18 - 19	*	*	28.14	25.65	27.13	27.55	26.65	27.04	27.15	30.97
19 - 20	*	*	27.15	27.24	28.48	30.25	29.36	27.68	29.68	32.1
20 - 21	*	*	26.89	27.54	27.59	26	26.83	27.31	26.48	30.83
21 - 22	*	*	25.33	26.82	25.15	27.87	28.89	25.85	28.25	29.47
22 - 23	*	*	25.57	27.14	22	27	28.67	25.81	27.71	30.83
23 - 24	*	*	25.33	29.5	27	29.29	32	27	29.63	31.67
Totals	0	0	26.5	26.3	26.6	26.5	27.2			
% of Total	0%	0%	19.91%	19.76%	19.98%	19.91%	20.44%			

Incoming Weekly Speeds  
Hall Lane coming from Long Stratton

from Wed-Oct-26-2022-02-00-AM to Wed-Feb-01-2023-02-59-PM

	31/10/2022	to	06/11/2022							
	Monday	Tuesday	Wednesday	Thursday	Friday	Saturday	Sunday	Week	Weekend	Week Day 85%
Hour	31/10/2022	01/11/2022	02/11/2022	03/11/2022	04/11/2022	05/11/2022	06/11/2022	Day Avg	Avg	Avg Speed
0 - 1	27	27	0	0	22	27.25	30.75	25	29	30
1 - 2	0	0	0	0	0	12	22	0	18.67	0
2 - 3	0	0	0	0	0	24.5	32	0	26	0
3 - 4	0	27	32	32	0	32	0	30.33	32	33.33
4 - 5	0	22	22	24.5	22	0	0	23	0	26.25
5 - 6	25.33	29.5	32	7	0	30.33	32	24.86	30.75	27.5
6 - 7	26.2	27.62	29.8	28.67	27.17	27	25.33	28.09	25.75	32.98
7 - 8	29.5	27.24	27.08	27.14	28.42	27.86	32	27.83	28.38	33.06
8 - 9	27.78	27.42	26.59	26.67	27.43	27.8	29.5	27.21	28.08	31.3
9 - 10	26.41	26.12	25.79	25.03	26.18	26.58	27.56	25.84	26.8	30.66
10 - 11	28.11	26.27	26.53	25.82	25.05	25.06	26.54	26.23	25.57	30.26
11 - 12	25.38	25.41	25.44	26.53	25.81	24.56	27.9	25.67	25.78	29.78
12 - 13	26.59	25.33	23.41	26.83	24.38	27.27	25.69	25.31	26.63	30.08
13 - 14	27.32	25.86	24.89	25.78	25.14	26.13	27.74	25.79	26.85	30.3
14 - 15	25.73	25.33	25.45	25.67	24.57	27.74	26.72	25.37	27.31	29.44
15 - 16	25.58	24.5	25.42	25.52	26.81	26.35	26.77	25.64	26.52	30.22
16 - 17	25.46	23.11	24.49	25.19	26.64	25.68	24.67	25.06	25.18	29.46
17 - 18	26.01	26.55	25.41	25.95	25.69	26.83	26.25	25.92	26.6	29.94
18 - 19	27.55	26.08	26.32	26.02	26.88	27.34	27.23	26.56	27.29	30.86
19 - 20	24.28	26.35	28.25	26.3	27.19	27.33	27.93	26.48	27.57	30.8
20 - 21	25.97	27.27	27.32	27.25	25.36	27.24	25.13	26.56	26.36	31.68
21 - 22	26.86	27.75	29.91	25.79	27.13	26.93	24.67	27.34	26.25	32.8
22 - 23	30.67	26.17	29.62	19	28.89	28.7	28.67	26.17	28.68	30.48
23 - 24	28.2	25.33	27.86	17.47	28.67	30.75	0	23.18	30.75	29.38
Totals	26.5	26	26	25.6	26.1	26.5	26.8			
% of Total	14.44%	14.17%	14.17%	13.95%	14.22%	14.44%	14.6%			

Incoming Weekly Speeds  
Hall Lane coming from Long Stratton

from Wed-Oct-26-2022-02-00-AM to Wed-Feb-01-2023-02-59-PM

	07/11/2022	to	13/11/2022							
	Monday	Tuesday	Wednesday	Thursday	Friday	Saturday	Sunday	Week	Weekend	Week Day 85%
Hour	07/11/2022	08/11/2022	09/11/2022	10/11/2022	11/11/2022	12/11/2022	13/11/2022	Day Avg	Avg	Avg Speed
0 - 1	27	27	0	0	27	24.5	29	27	26.43	31.67
1 - 2	22	0	0	0	32	27.25	0	27	27.25	30
2 - 3	0	0	32	32	0	0	0	32	0	35
3 - 4	0	27	32	0	32	32	0	30.75	32	33.33
4 - 5	0	0	0	0	0	0	0	0	0	0
5 - 6	37	0	0	29.5	27	25.33	32	30.75	27	35
6 - 7	29	29.5	29.5	28.67	28.67	25.33	37	29.14	28.25	34
7 - 8	26.65	27.1	29.45	28.44	27.17	28.22	28.67	27.73	28.33	33
8 - 9	27.69	27.07	28.17	26.82	27.87	25.17	28.08	27.48	26.68	31.46
9 - 10	26.74	24.89	25.33	26.17	25.66	26.6	26.88	25.69	26.7	30.34
10 - 11	25.95	25.95	27.06	25.43	26.77	25.77	27.63	26.2	26.57	29.74
11 - 12	24.51	26.08	26.17	24.89	26.61	26.1	26.91	25.65	26.47	29.44
12 - 13	23.21	25.97	27.16	25.78	25.36	27.06	24.53	25.53	25.98	29.68
13 - 14	24.55	22.62	26.51	24.19	26.63	26.44	26.56	24.96	26.49	29.5
14 - 15	25.45	25.88	24.46	26.26	25.94	25.51	26.83	25.56	26.06	29.46
15 - 16	24.9	24.72	26.85	25.07	25.85	25.97	26.89	25.4	26.3	29.74
16 - 17	23.5	23.02	24.75	25.05	24.54	23.9	24.81	24.17	24.37	29.38
17 - 18	24.22	24	25.71	23.81	25.4	26.59	26.92	24.62	26.78	29.24
18 - 19	24.62	26.21	26.3	24.83	25.81	26.2	27.71	25.52	26.74	29.92
19 - 20	28.22	25.61	26.65	28.77	26.97	26.72	27.25	27.12	26.93	31.4
20 - 21	26.75	27.68	26	27.44	27.2	26.39	26.5	27.06	26.42	31.26
21 - 22	25.6	25.73	25.79	25.5	24.94	27.6	27.27	25.46	27.4	29.58
22 - 23	27	28.2	27.93	21.38	28.09	25.33	24	26.69	24.73	30.66
23 - 24	24	27	28.83	27.25	28.67	29.33	0	27.44	29.33	30.76
Totals	25.4	25.4	26.4	25.6	26.2	26.2	26.7			
% of Total	13.96%	13.96%	14.51%	14.07%	14.4%	14.4%	14.68%			

Incoming Weekly Speeds  
Hall Lane coming from Long Stratton

from Wed-Oct-26-2022-02-00-AM to Wed-Feb-01-2023-02-59-PM

	14/11/2022	to	20/11/2022							
	Monday	Tuesday	Wednesday	Thursday	Friday	Saturday	Sunday	Week	Weekend	Week Day 85%
Hour	14/11/2022	15/11/2022	16/11/2022	17/11/2022	18/11/2022	19/11/2022	20/11/2022	Day Avg	Avg	Avg Speed
0 - 1	0	17	0	27	29.75	0	0	27.14	0	27.5
1 - 2	0	27	0	0	0	0	0	27	0	30
2 - 3	0	0	0	0	0	0	0	0	0	0
3 - 4	0	32	27	27	32	0	0	29.5	0	32.5
4 - 5	0	0	0	27	0	0	0	27	0	30
5 - 6	30.33	27	22	22	24.5	0	0	25.64	0	32
6 - 7	28.67	26.29	25.5	27	28.67	0	0	26.92	0	32.92
7 - 8	29.95	27.19	26.61	28.04	29.37	0	0	28.07	0	34
8 - 9	27.47	26.15	27.88	25.45	24.21	0	0	26.46	0	30.44
9 - 10	26.88	25.86	27.09	27.1	0	0	0	26.78	0	31.15
10 - 11	24.55	25.33	26.8	26.64	0	0	0	25.82	0	29.72
11 - 12	23.35	24.84	26.17	26	0	0	0	25.12	0	29.58
12 - 13	22.35	25.33	26.28	25.24	0	0	0	24.71	0	29.75
13 - 14	23.86	26.22	25.44	26.81	0	0	0	25.59	0	29.95
14 - 15	24.35	26.93	23.92	24.84	0	0	0	24.85	0	29.37
15 - 16	23.77	27.65	25.1	26.25	0	0	0	25.61	0	29.78
16 - 17	24.21	24.48	24.73	26.12	0	0	0	24.85	0	29.7
17 - 18	24.25	25.51	23.82	26.7	0	0	0	24.98	0	29.95
18 - 19	26.91	25.64	26.57	27.37	0	0	0	26.59	0	30.25
19 - 20	26.11	27.2	28.18	26.69	0	0	0	27.14	0	31.22
20 - 21	27.19	27.43	27.94	28.63	0	0	0	27.81	0	31.98
21 - 22	28.83	29.91	29.08	27.46	0	0	0	28.77	0	33.35
22 - 23	27	26.29	27.18	28	0	0	0	27.11	0	29.7
23 - 24	23.38	28.83	27	27	0	0	0	26.28	0	31.25
Totals	25.3	26.1	26.2	26.4	26.9	0	0			
% of Total	19.33%	19.94%	20.02%	20.17%	20.55%	0%	0%			

Incoming Weekly Speeds  
Hall Lane coming from Long Stratton

from Wed-Oct-26-2022-02-00-AM to Wed-Feb-01-2023-02-59-PM

	21/11/2022	to	27/11/2022							
	Monday	Tuesday	Wednesday	Thursday	Friday	Saturday	Sunday	Week	Weekend	Week Day 85%
Hour	21/11/2022	22/11/2022	23/11/2022	24/11/2022	25/11/2022	26/11/2022	27/11/2022	Day Avg	Avg	Avg Speed
0 - 1	0	0	0	0	0	0	0	0	0	0
1 - 2	0	0	0	0	0	0	0	0	0	0
2 - 3	0	0	0	0	0	0	0	0	0	0
3 - 4	0	0	0	0	0	0	0	0	0	0
4 - 5	0	0	0	0	0	0	0	0	0	0
5 - 6	0	0	0	0	0	0	0	0	0	0
6 - 7	0	0	0	0	0	0	0	0	0	0
7 - 8	0	0	0	0	0	0	0	0	0	0
8 - 9	0	0	0	0	0	0	0	0	0	0
9 - 10	0	0	0	0	0	0	0	0	0	0
10 - 11	0	0	0	0	0	0	0	0	0	0
11 - 12	0	0	0	0	0	0	0	0	0	0
12 - 13	0	0	0	0	0	0	0	0	0	0
13 - 14	0	0	0	0	0	0	0	0	0	0
14 - 15	0	0	0	0	0	0	0	0	0	0
15 - 16	0	0	0	0	0	0	0	0	0	0
16 - 17	0	0	0	0	0	0	0	0	0	0
17 - 18	0	0	0	0	0	0	0	0	0	0
18 - 19	0	0	0	0	0	0	0	0	0	0
19 - 20	0	0	0	0	0	0	0	0	0	0
20 - 21	0	0	0	0	0	0	0	0	0	0
21 - 22	0	0	0	0	0	0	0	0	0	0
22 - 23	0	0	0	0	0	0	0	0	0	0
23 - 24	0	0	0	0	0	0	0	0	0	0
Totals	0	0	0	0	0	0	0			
% of Total	0%	0%	0%	0%	0%	0%	0%			

Incoming Weekly Speeds  
Hall Lane coming from Long Stratton

from Wed-Oct-26-2022-02-00-AM to Wed-Feb-01-2023-02-59-PM

	28/11/2022	to	04/12/2022							
	Monday	Tuesday	Wednesday	Thursday	Friday	Saturday	Sunday	Week	Weekend	Week Day 85%
Hour	28/11/2022	29/11/2022	30/11/2022	01/12/2022	02/12/2022	03/12/2022	04/12/2022	Day Avg	Avg	Avg Speed
0 - 1	0	0	0	0	0	0	0	0	0	0
1 - 2	0	0	0	0	0	0	0	0	0	0
2 - 3	0	0	0	0	0	0	0	0	0	0
3 - 4	0	0	0	0	0	0	0	0	0	0
4 - 5	0	0	0	0	0	0	0	0	0	0
5 - 6	0	0	0	0	0	0	0	0	0	0
6 - 7	0	0	0	0	0	0	0	0	0	0
7 - 8	0	0	0	0	0	0	0	0	0	0
8 - 9	0	0	0	0	0	0	0	0	0	0
9 - 10	0	0	0	0	0	0	0	0	0	0
10 - 11	0	0	0	0	0	0	0	0	0	0
11 - 12	0	0	0	0	0	0	0	0	0	0
12 - 13	0	0	0	0	0	0	0	0	0	0
13 - 14	0	0	0	0	0	0	0	0	0	0
14 - 15	0	0	0	0	0	0	0	0	0	0
15 - 16	0	0	0	0	0	0	0	0	0	0
16 - 17	0	0	0	0	0	0	0	0	0	0
17 - 18	0	0	0	0	0	0	0	0	0	0
18 - 19	0	0	0	0	0	0	0	0	0	0
19 - 20	0	0	0	0	0	0	0	0	0	0
20 - 21	0	0	0	0	0	0	0	0	0	0
21 - 22	0	0	0	0	0	0	0	0	0	0
22 - 23	0	0	0	0	0	0	0	0	0	0
23 - 24	0	0	0	0	0	0	0	0	0	0
Totals	0	0	0	0	0	0	0			
% of Total	0%	0%	0%	0%	0%	0%	0%			

Incoming Weekly Speeds  
Hall Lane coming from Long Stratton

from Wed-Oct-26-2022-02-00-AM to Wed-Feb-01-2023-02-59-PM

	05/12/2022	to	11/12/2022							
	Monday	Tuesday	Wednesday	Thursday	Friday	Saturday	Sunday	Week	Weekend	Week Day 85%
Hour	05/12/2022	06/12/2022	07/12/2022	08/12/2022	09/12/2022	10/12/2022	11/12/2022	Day Avg	Avg	Avg Speed
0 - 1	0	0	0	25.33	24	24	25.75	24.67	24.78	30
1 - 2	0	0	0	0	22	27	29.5	22	28.67	25
2 - 3	0	0	0	0	0	29.5	27	0	28.67	0
3 - 4	0	0	0	22	27	27	25.33	24.5	26	27.5
4 - 5	0	0	0	32	27	30.33	22	29.5	28.25	32.5
5 - 6	0	0	0	28.67	32	28	25.33	30.57	27	34.4
6 - 7	0	0	0	29.5	27.62	0	27	28.43	27	33.3
7 - 8	0	0	0	26.14	25.78	27.83	24.2	25.98	26.18	30.25
8 - 9	0	0	0	24.8	25.8	27.71	23.5	25.22	25.24	30.5
9 - 10	0	0	0	24.8	27.96	27.25	28.64	26	27.76	31.3
10 - 11	0	0	0	25.34	25.77	24.15	24.77	25.52	24.36	29.7
11 - 12	0	0	0	24.48	26.27	25.06	24.68	25.4	24.86	30.7
12 - 13	0	0	0	27.12	24.6	25.6	25.09	25.8	25.41	30.9
13 - 14	0	0	0	27.49	26	24.26	28.02	26.9	26.12	30.9
14 - 15	0	0	0	25.67	25.15	25.8	26.61	25.39	26.12	30.25
15 - 16	0	0	25.67	25.88	24.52	25.57	25.7	25.17	25.62	29.53
16 - 17	0	0	25.58	26.42	23.15	24.56	25.31	25.17	24.92	29.37
17 - 18	0	0	25.1	25.52	25.16	23.66	25.96	25.26	24.59	30
18 - 19	0	0	25.79	21.6	25.14	24.08	25.19	24.07	24.52	29.07
19 - 20	0	0	24.93	25.92	26.69	26.06	27.6	25.74	26.78	29.9
20 - 21	0	0	27	24.72	24.72	27.6	27.55	25.32	27.57	31.07
21 - 22	0	0	26.59	22.9	26.75	25.89	23	25.08	24.73	29.47
22 - 23	0	0	26.83	24.86	26.56	24.76	25.33	26.25	24.83	30.57
23 - 24	0	0	32	30.5	26.5	26.81	30.33	28.24	27.37	34.17
Totals	0	0	25.7	25.5	25.3	25.3	25.9			
% of Total	0%	0%	20.13%	19.97%	19.81%	19.81%	20.28%			



Incoming Weekly Speeds  
Hall Lane coming from Long Stratton

from Wed-Oct-26-2022-02-00-AM to Wed-Feb-01-2023-02-59-PM

	12/12/2022	to	18/12/2022							
	Monday	Tuesday	Wednesday	Thursday	Friday	Saturday	Sunday	Week	Weekend	Week Day 85%
Hour	12/12/2022	13/12/2022	14/12/2022	15/12/2022	16/12/2022	17/12/2022	18/12/2022	Day Avg	Avg	Avg Speed
0 - 1	0	24.5	12	32	32	28.67	25.57	26.17	27	28.75
1 - 2	32	22	0	0	0	29.5	23.67	27	26	30
2 - 3	0	0	24.5	27	0	0	0	25.33	0	30
3 - 4	27	27	27	24.5	27	0	29.5	26.29	29.5	30
4 - 5	29.5	27	27.5	33.67	0	27	22	29.58	24.5	36.25
5 - 6	28.43	29	30.2	29.67	27	32	29	28.79	29.5	33.32
6 - 7	27	27	28.25	26.17	29.5	24.5	0	27.58	24.5	30.66
7 - 8	22.16	22.51	24.68	25.32	22.37	26	19.5	23.38	23.83	28.3
8 - 9	23.92	23.81	24.33	24.09	25.08	22.45	26.29	24.24	23.94	28.76
9 - 10	24.09	25.63	24.91	23.18	25.59	24.83	25.53	24.55	25.07	29.42
10 - 11	24.86	25.34	25.07	25.73	25.49	24.57	26.05	25.33	25.14	29.48
11 - 12	26.71	24.13	25	25.05	25.63	24.72	25.9	25.3	25.24	29.76
12 - 13	26.03	26.34	26.39	24.24	25.49	26.02	26.74	25.61	26.38	29.54
13 - 14	24.53	25.59	23.18	25.7	25.16	25.46	26.2	24.88	25.74	29.42
14 - 15	25.06	25.69	24.34	24.87	24.53	26.81	26.21	24.88	26.59	29.2
15 - 16	24.43	24.68	24.55	24.31	23.97	25.09	26.39	24.39	25.65	28.9
16 - 17	23.34	22.97	22.72	23.61	24.34	25.31	25.43	23.42	25.36	28.36
17 - 18	24.29	23.64	24.04	24.3	24.79	25.14	27.93	24.23	26.21	28.88
18 - 19	25.23	24.19	25.67	24.17	23.98	24.88	25.16	24.61	24.96	29.04
19 - 20	25.75	25.95	24.81	23.57	25.55	25.93	28	25.04	26.71	29.96
20 - 21	26.33	27	24.78	25.89	25.65	26.96	26.57	25.8	26.81	30.02
21 - 22	24.94	27.7	25.38	23.43	27.44	25.92	26.43	25.46	26.1	30.4
22 - 23	25.86	27.25	24.92	26.62	26.08	24	25.75	26.12	24.41	31.34
23 - 24	27.25	32	27	24.75	25.75	24.89	32	26.32	25.6	30.6
Totals	24.8	24.8	24.6	24.6	24.9	25.4	26.3			
% of Total	14.14%	14.14%	14.03%	14.03%	14.2%	14.48%	14.99%			

Incoming Weekly Speeds  
Hall Lane coming from Long Stratton

from Wed-Oct-26-2022-02-00-AM to Wed-Feb-01-2023-02-59-PM

	19/12/2022	to	25/12/2022							
	Monday	Tuesday	Wednesday	Thursday	Friday	Saturday	Sunday	Week	Weekend	Week Day 85%
Hour	19/12/2022	20/12/2022	21/12/2022	22/12/2022	23/12/2022	24/12/2022	25/12/2022	Day Avg	Avg	Avg Speed
0 - 1	25.33	27	27	27.33	32	28.67	33.67	27.09	31.17	32
1 - 2	42	0	27	0	0	0	32	34.5	32	37.5
2 - 3	0	32	32	27	0	0	27	30.33	27	33.33
3 - 4	12	27	0	0	0	34.5	0	19.5	34.5	22.5
4 - 5	30.33	32	0	37	27	29.5	0	31.17	29.5	35
5 - 6	30.12	31	34.5	28.43	32	27	0	30.75	27	34.66
6 - 7	26.17	23.82	28.71	25.75	27.71	27	29.5	26.2	28.67	31.5
7 - 8	27.74	26.17	27.81	26.94	25.47	26.33	27.5	26.96	26.5	30.86
8 - 9	24.95	26.67	27	26.61	24.89	27.94	28.57	26.12	28.13	31.5
9 - 10	26.03	25.24	24.52	26.63	25.58	26.13	27.46	25.54	26.53	30.08
10 - 11	24.24	25.11	23.62	25.64	24.4	26.58	28.46	24.6	27.32	29.14
11 - 12	23.49	24	24.04	27.27	24.32	24.59	26.78	24.51	25.58	29.7
12 - 13	25.4	24.94	25.81	24.32	24.64	26.19	26.66	25.05	26.4	29.64
13 - 14	24.94	24.82	25.75	25.39	25.18	26.26	27.96	25.22	26.9	29.68
14 - 15	24.68	25.47	25.59	24.46	24.35	25.02	26.93	24.85	25.39	29.2
15 - 16	23.24	26.33	26.4	25.19	24.43	26.8	29.5	25.01	27.06	29.76
16 - 17	24.32	24.96	24.97	24.66	25.55	26.69	24.57	24.92	26.08	29.2
17 - 18	25.72	25.02	24.35	24.05	24.6	26.93	27	24.77	26.96	29.16
18 - 19	26.67	26.33	24.74	24.44	25.46	25.75	26.93	25.58	26.14	29.94
19 - 20	26.81	26.09	26.84	25.8	26.16	27.23	26.45	26.26	26.9	31.86
20 - 21	26.56	24.53	23.79	26.45	26.29	28.44	24.14	25.45	27.24	30.92
21 - 22	29.1	20.92	27.81	26.77	26.56	25.64	25.27	26.19	25.45	30.92
22 - 23	24.5	27	25.3	27.1	27.46	27.86	27	26.52	27.43	30.08
23 - 24	30.5	29.14	24	26.2	27.27	28.25	28.2	27.59	28.22	31.4
Totals	25.3	25.3	25.4	25.4	25.3	26.4	27.1			
% of Total	14.04%	14.04%	14.1%	14.1%	14.04%	14.65%	15.04%			

Incoming Weekly Speeds  
Hall Lane coming from Long Stratton

from Wed-Oct-26-2022-02-00-AM to Wed-Feb-01-2023-02-59-PM

	26/12/2022	to	01/01/2023							
	Monday	Tuesday	Wednesday	Thursday	Friday	Saturday	Sunday	Week	Weekend	Week Day 85%
Hour	26/12/2022	27/12/2022	28/12/2022	29/12/2022	30/12/2022	31/12/2022	01/01/2023	Day Avg	Avg	Avg Speed
0 - 1	32	24.5	27	24.5	34.5	27.5	21	28.25	22.3	33
1 - 2	0	0	37	0	37	25.33	24.92	37	25	40
2 - 3	0	0	27	32	0	30.67	32	29.5	31	32.5
3 - 4	0	0	0	0	27	0	27.5	27	27.5	30
4 - 5	0	32.5	32	32	37	34.5	17	33.57	28.67	37.5
5 - 6	29.5	29.5	26	32	29.5	30.33	32	28.75	31.17	34
6 - 7	27	27	27.17	30.14	29.29	37	0	28.56	37	33.42
7 - 8	25.33	28.43	26.17	27.33	29.33	29.5	26	27.79	27.91	32.26
8 - 9	28.25	28.2	27.2	28.64	28.82	27.91	29.86	28.27	28.67	31.92
9 - 10	26.64	26.42	25.44	27.91	27.19	26.56	25.64	26.8	26.23	31.28
10 - 11	25.89	25.76	25.02	24.74	27.63	25.81	25.47	25.66	25.69	30.9
11 - 12	27.83	25.47	27.2	26	26.21	25.74	25.54	26.5	25.67	31.5
12 - 13	26.63	26.78	27.5	25.41	27.02	26.94	27.87	26.58	27.23	31.78
13 - 14	27.56	26.5	26.24	26.98	26.02	25.45	26.74	26.62	26.01	31.84
14 - 15	24.95	25.95	27.11	28.09	26.39	27.08	23.97	26.64	25.65	30.74
15 - 16	26.47	27.17	26.64	26.17	25.98	25.58	25.07	26.44	25.39	31.04
16 - 17	25.76	27.62	27	24.83	26.58	25.04	26.69	26.24	25.69	30.76
17 - 18	28.2	26.95	27.22	27.35	24.98	26.03	28.47	26.62	26.86	32.2
18 - 19	28.35	25.75	25	27.09	27.46	24.95	27.68	26.63	25.8	31
19 - 20	26.33	27.46	25.88	27.08	29.05	27.68	29.64	27.14	28.38	32.16
20 - 21	29	28.13	25.83	27.64	26.87	27.2	28.21	27.34	27.69	33.2
21 - 22	25.44	28.43	29.82	26.1	26.95	26.73	29	27.3	27.44	33.4
22 - 23	28.25	24.2	23.2	27	28.9	27	26.33	27.24	26.56	30.94
23 - 24	28.2	30	28.67	23.88	25.27	29.2	0	26.44	29.2	33.16
Totals	26.8	26.7	26.5	26.5	26.8	26.3	26.5			
% of Total	14.4%	14.35%	14.24%	14.24%	14.4%	14.13%	14.24%			

Incoming Weekly Speeds  
Hall Lane coming from Long Stratton

from Wed-Oct-26-2022-02-00-AM to Wed-Feb-01-2023-02-59-PM

	02/01/2023	to	08/01/2023							
	Monday	Tuesday	Wednesday	Thursday	Friday	Saturday	Sunday	Week	Weekend	Week Day 85%
Hour	02/01/2023	03/01/2023	04/01/2023	05/01/2023	06/01/2023	07/01/2023	08/01/2023	Day Avg	Avg	Avg Speed
0 - 1	25.33	0	27	0	17	0	22	24.86	22	30
1 - 2	32	0	24.5	27	0	0	0	27	0	31.67
2 - 3	0	0	0	0	0	0	0	0	0	0
3 - 4	27	27	0	0	0	27.5	27	27	27.33	30
4 - 5	32	37	29.5	32	30.33	32	32	32	32	37
5 - 6	33.25	32.67	28.5	30.2	28.88	30	30.33	30.77	30.13	35.92
6 - 7	27	29.5	28.22	28.6	31	29.5	37	28.94	31	34.36
7 - 8	27	26.84	28.03	28.66	26.84	27.88	28.17	27.62	28	31.66
8 - 9	28.64	25.81	26.65	26.56	25.55	26.8	27.46	26.32	27.11	31.38
9 - 10	28.56	26.88	27.39	27.07	25.81	26.75	29	26.99	27.96	32.14
10 - 11	26.65	26.41	25.97	25.92	26.22	26.79	27.38	26.19	27.02	30.46
11 - 12	27.31	25.35	26.85	24.59	24.64	26.52	26.05	25.68	26.31	29.92
12 - 13	26.65	26.54	25.87	25.85	25.68	26.93	25.98	26.11	26.51	30.38
13 - 14	27.88	25.53	23.42	27.3	26.85	26.57	26.59	26.12	26.58	31.24
14 - 15	27.02	26.29	26.35	26.55	26.33	27.8	25.85	26.51	26.91	30.94
15 - 16	26.52	25.34	26.72	26.57	25.43	26.27	25.67	26.09	25.96	31.02
16 - 17	26.65	25.68	25.95	25.77	25.55	26.89	26.54	25.87	26.72	30.02
17 - 18	26.9	25.98	26.58	25.92	27	25.11	29.1	26.48	26.21	31.44
18 - 19	27.94	26.91	26.24	27.55	26.84	26.24	26.45	27.01	26.31	31.62
19 - 20	25.75	25.47	26.35	27	26.33	29.38	26.95	26.3	28.03	31.58
20 - 21	26.94	27	26.73	26.35	27.89	25.56	27	26.93	26.18	32.1
21 - 22	30	30.57	26.53	30.43	26.06	25.5	25.1	27.78	25.25	33.66
22 - 23	31	23.33	26.33	26.39	24.2	26.1	28.67	25.9	26.69	31
23 - 24	32	27	0	32.5	31.2	23.67	0	30.7	23.67	33.45
Totals	27.3	26.3	26.3	26.6	26.2	26.7	26.7			
% of Total	14.67%	14.13%	14.13%	14.29%	14.08%	14.35%	14.35%			

Incoming Weekly Speeds  
Hall Lane coming from Long Stratton

from Wed-Oct-26-2022-02-00-AM to Wed-Feb-01-2023-02-59-PM

	09/01/2023	to	15/01/2023							
	Monday	Tuesday	Wednesday	Thursday	Friday	Saturday	Sunday	Week	Weekend	Week Day 85%
Hour	09/01/2023	10/01/2023	11/01/2023	12/01/2023	13/01/2023	14/01/2023	15/01/2023	Day Avg	Avg	Avg Speed
0 - 1	0	27	0	32	24	29.5	27	25.57	28.25	31.1
1 - 2	30.33	0	32	0	0	0	32	30.75	32	35
2 - 3	0	0	0	0	0	0	0	0	0	0
3 - 4	0	0	0	0	0	0	32	0	32	0
4 - 5	34.5	0	32	32	39.5	29.5	32	34.86	30.75	40
5 - 6	29.2	34	28.25	32	32.5	26	22.5	31	24.83	35.16
6 - 7	29.89	26.5	29.6	28.22	30.12	32	0	28.8	32	34.16
7 - 8	27.65	27.26	28.93	27.48	26.88	24	25.33	27.61	24.5	32.42
8 - 9	24.89	25.56	26.93	25.5	25.12	27.28	26.79	25.63	27.06	30.2
9 - 10	25	24.9	27.53	26.11	28.14	25.88	25.62	26.22	25.8	31.52
10 - 11	25.22	25.9	26.43	24.43	26.13	26	27	25.71	26.47	30.32
11 - 12	25.5	25.5	25.31	23.89	26.2	25.6	26.71	25.39	26.18	30.6
12 - 13	26.23	25.27	23.95	26.71	25.82	26.55	27.25	25.62	26.92	30.28
13 - 14	26.39	25.86	24.41	25.73	25.74	27.05	25.56	25.65	26.25	30.64
14 - 15	25.59	25.62	26.49	25.43	26.7	27.71	27.1	25.95	27.38	29.92
15 - 16	25.25	25.5	24.38	25.67	25.63	25.98	25.96	25.32	25.97	29.9
16 - 17	26.28	25.99	25.04	26.04	26.34	25.67	25.6	25.95	25.64	30.16
17 - 18	27.2	26.6	25.76	26.49	26.18	26.11	29.26	26.46	27.16	30.42
18 - 19	26.23	24.5	27.63	23.96	26.73	26.95	25.14	25.76	26.33	30.9
19 - 20	25.72	27.14	25.36	24.44	27.21	28.73	30	25.96	29.36	32.32
20 - 21	27.59	30.12	27.41	27.75	26.56	27.47	27.73	27.95	27.58	32.82
21 - 22	27.68	30.11	28.2	28	28.45	26.18	26.2	28.27	26.19	33.86
22 - 23	27	27.71	28	28.82	29.06	25	27.86	28.42	26.05	32.8
23 - 24	28.67	25	34.5	25.86	31.17	26.73	29.5	28.17	27.15	34.5
Totals	26.2	26	26.2	25.8	26.5	26.5	26.8			
% of Total	14.24%	14.13%	14.24%	14.02%	14.4%	14.4%	14.57%			

Incoming Weekly Speeds  
Hall Lane coming from Long Stratton

from Wed-Oct-26-2022-02-00-AM to Wed-Feb-01-2023-02-59-PM

	16/01/2023	to	22/01/2023							
	Monday	Tuesday	Wednesday	Thursday	Friday	Saturday	Sunday	Week	Weekend	Week Day 85%
Hour	16/01/2023	17/01/2023	18/01/2023	19/01/2023	20/01/2023	21/01/2023	22/01/2023	Day Avg	Avg	Avg Speed
0 - 1	32.25	30.33	0	0	0	0	0	31.43	0	36.9
1 - 2	0	27	0	0	0	0	0	27	0	30
2 - 3	27	0	0	0	0	0	0	27	0	30
3 - 4	0	27	0	0	0	0	0	27	0	30
4 - 5	37	28.67	0	0	0	0	0	32.83	0	42.5
5 - 6	33.67	28	0	0	0	0	0	30.83	0	34.15
6 - 7	31.38	29.62	0	0	0	0	0	30.5	0	35.9
7 - 8	29.08	25.45	0	0	0	0	0	27.24	0	31.8
8 - 9	25.69	26	0	0	0	0	0	25.73	0	29.05
9 - 10	27.59	0	0	0	0	0	0	27.59	0	33.8
10 - 11	27.09	0	0	0	0	0	0	27.09	0	30.7
11 - 12	25.35	0	0	0	0	0	0	25.35	0	29.8
12 - 13	25.14	0	0	0	0	0	0	25.14	0	30.7
13 - 14	25.55	0	0	0	0	0	0	25.55	0	31.7
14 - 15	26.48	0	0	0	0	0	0	26.48	0	30.7
15 - 16	25.54	0	0	0	0	0	0	25.54	0	30.5
16 - 17	26.44	0	0	0	0	0	0	26.44	0	29.8
17 - 18	25.53	0	0	0	0	0	0	25.53	0	31.2
18 - 19	26.36	0	0	0	0	0	0	26.36	0	31.8
19 - 20	26.71	0	0	0	0	0	0	26.71	0	32.9
20 - 21	25.81	0	0	0	0	0	0	25.81	0	30
21 - 22	27.67	0	0	0	0	0	0	27.67	0	33.3
22 - 23	30.33	0	0	0	0	0	0	30.33	0	35
23 - 24	29	0	0	0	0	0	0	29	0	32.5
Totals	26.5	26.6	0	0	0	0	0			
% of Total	49.91%	50.09%	0%	0%	0%	0%	0%			

Incoming Weekly Speeds  
Hall Lane coming from Long Stratton

from Wed-Oct-26-2022-02-00-AM to Wed-Feb-01-2023-02-59-PM

	23/01/2023	to	29/01/2023							
	Monday	Tuesday	Wednesday	Thursday	Friday	Saturday	Sunday	Week	Weekend	Week Day 85%
Hour	23/01/2023	24/01/2023	25/01/2023	26/01/2023	27/01/2023	28/01/2023	29/01/2023	Day Avg	Avg	Avg Speed
0 - 1	0	0	0	0	0	0	0	0	0	0
1 - 2	0	0	0	0	0	0	0	0	0	0
2 - 3	0	0	0	0	0	0	0	0	0	0
3 - 4	0	0	0	0	0	0	0	0	0	0
4 - 5	0	0	0	0	0	0	0	0	0	0
5 - 6	0	0	0	0	0	0	0	0	0	0
6 - 7	0	0	0	0	0	0	0	0	0	0
7 - 8	0	0	0	0	0	0	0	0	0	0
8 - 9	0	0	0	0	0	0	0	0	0	0
9 - 10	0	0	0	0	0	0	0	0	0	0
10 - 11	0	0	0	0	0	0	0	0	0	0
11 - 12	0	0	0	0	0	0	0	0	0	0
12 - 13	0	0	0	0	0	0	0	0	0	0
13 - 14	0	0	0	0	0	0	0	0	0	0
14 - 15	0	0	0	0	0	0	0	0	0	0
15 - 16	0	0	0	0	0	0	0	0	0	0
16 - 17	0	0	0	0	0	0	0	0	0	0
17 - 18	0	0	0	0	0	0	0	0	0	0
18 - 19	0	0	0	0	0	0	0	0	0	0
19 - 20	0	0	0	0	0	0	0	0	0	0
20 - 21	0	0	0	0	0	0	0	0	0	0
21 - 22	0	0	0	0	0	0	0	0	0	0
22 - 23	0	0	0	0	0	0	0	0	0	0
23 - 24	0	0	0	0	0	0	0	0	0	0
Totals	0	0	0	0	0	0	0			
% of Total	0%	0%	0%	0%	0%	0%	0%			

Incoming Weekly Speeds  
Hall Lane coming from Long Stratton

from Wed-Oct-26-2022-02-00-AM to Wed-Feb-01-2023-02-59-PM

	30/01/2023	to	05/02/2023							
	Monday	Tuesday	Wednesday	Thursday	Friday	Saturday	Sunday	Week	Weekend	Week Day 85%
Hour	30/01/2023	31/01/2023	01/02/2023	02/02/2023	03/02/2023	04/02/2023	05/02/2023	Day Avg	Avg	Avg Speed
0 - 1	0	0	0	*	*	*	*	*	*	0
1 - 2	0	0	0	*	*	*	*	*	*	0
2 - 3	0	0	0	*	*	*	*	*	*	0
3 - 4	0	0	0	*	*	*	*	*	*	0
4 - 5	0	0	0	*	*	*	*	*	*	0
5 - 6	0	0	0	*	*	*	*	*	*	0
6 - 7	0	0	0	*	*	*	*	*	*	0
7 - 8	0	0	0	*	*	*	*	*	*	0
8 - 9	0	0	0	*	*	*	*	*	*	0
9 - 10	0	0	0	*	*	*	*	*	*	0
10 - 11	0	0	0	*	*	*	*	*	*	0
11 - 12	0	0	0	*	*	*	*	*	*	0
12 - 13	0	0	0	*	*	*	*	*	*	0
13 - 14	0	0	0	*	*	*	*	*	*	0
14 - 15	0	0	0	*	*	*	*	*	*	0
15 - 16	0	0	*	*	*	*	*	*	*	0
16 - 17	0	0	*	*	*	*	*	*	*	0
17 - 18	0	0	*	*	*	*	*	*	*	0
18 - 19	0	0	*	*	*	*	*	*	*	0
19 - 20	0	0	*	*	*	*	*	*	*	0
20 - 21	0	0	*	*	*	*	*	*	*	0
21 - 22	0	0	*	*	*	*	*	*	*	0
22 - 23	0	0	*	*	*	*	*	*	*	0
23 - 24	0	0	*	*	*	*	*	*	*	0
Totals	0	0	0	0	0	0	0			
% of Total	0%	0%	0%	0%	0%	0%	0%			



Incoming Monthly Speeds  
Hall Lane coming from Long Stratton

from Wed-Oct-26-2022-02-00-AM to Wed-Feb-01-2023-02-59-PM

Hour	Oct 2022							Week Day Avg	Weekend Avg	Week Day 85% Avg Speed
	Monday	Tuesday	Wednesday	Thursday	Friday	Saturday	Sunday			
0 - 1	27	*	*	0	27	28.67	26	27	27	30
1 - 2	0	*	*	32	0	27	24.5	32	25.75	35
2 - 3	0	*	0	0	32	0	32	32	32	35
3 - 4	0	*	0	27	0	27	0	27	27	30
4 - 5	0	*	27	22	32	28.2	32	28.25	28.83	30
5 - 6	25.33	*	29.5	30.33	28.25	27	27	28.39	27	33.12
6 - 7	26.2	*	28.85	27.93	29.32	28.57	30	28.43	29.17	33.65
7 - 8	29.5	*	27.13	26.13	26.3	26.08	25.38	26.99	25.81	31.62
8 - 9	27.78	*	25.88	27.19	27.24	26.52	28	26.98	26.67	31.05
9 - 10	26.41	*	26.68	26.21	26.28	26.06	26.38	26.39	26.15	30.6
10 - 11	28.11	*	25.85	27.16	26.1	27.87	27.74	26.77	27.82	31.05
11 - 12	25.38	*	24.35	25.82	27.25	25.44	27.54	25.73	26.32	30.02
12 - 13	26.59	*	25.83	24.71	25.94	26.37	27.31	25.73	26.86	30.3
13 - 14	27.32	*	25.94	25.47	27.75	26.17	26.85	26.64	26.37	30.62
14 - 15	25.73	*	26.18	25.36	25.4	24.87	27.58	25.64	26.18	29.7
15 - 16	25.58	*	24.55	25.57	25.51	26.65	28.38	25.34	27.44	29.88
16 - 17	25.46	*	28.4	25.26	26.73	24.15	26.21	26.42	25.11	31.08
17 - 18	26.01	*	27.49	26.91	26.33	27.75	25.51	26.64	26.59	30.7
18 - 19	27.55	*	28.14	25.65	27.13	27.55	26.65	27.21	27.15	31.25
19 - 20	24.28	*	27.15	27.24	28.48	30.25	29.36	26.57	29.68	31.22
20 - 21	25.97	*	26.89	27.54	27.59	26	26.83	26.81	26.48	31.12
21 - 22	26.86	*	25.33	26.82	25.15	27.87	28.89	26.2	28.25	29.6
22 - 23	30.67	*	25.57	27.14	22	27	28.67	27.14	27.71	31.58
23 - 24	28.2	*	25.33	29.5	27	29.29	32	27.5	29.63	31.25
Totals	26.5	0	26.5	26.3	26.6	26.5	27.2			
% of Total	16.6%	0%	16.6%	16.48%	16.67%	16.6%	17.04%			

Incoming Monthly Speeds  
Hall Lane coming from Long Stratton

from Wed-Oct-26-2022-02-00-AM to Wed-Feb-01-2023-02-59-PM

Hour	Nov 2022							Week Day Avg	Weekend Avg	Week Day 85% Avg Speed
	Monday	Tuesday	Wednesday	Thursday	Friday	Saturday	Sunday			
0 - 1	27	25	0	27	27.12	25.88	30	26.5	27.8	31.88
1 - 2	22	27	0	0	32	24.2	22	27	23.57	30
2 - 3	0	0	32	32	0	24.5	32	32	26	35
3 - 4	0	28.67	30.75	29.5	32	32	0	30.18	32	34.58
4 - 5	0	22	22	25.33	22	0	0	23.67	0	26.25
5 - 6	32	28.25	24.5	22	25.33	27.83	32	26.47	28.88	32
6 - 7	28.88	27.53	27.89	27.83	28.17	25.75	28.25	27.95	27	33.02
7 - 8	28.14	27.18	27.59	27.82	28.48	28.06	29.5	27.75	28.35	33.5
8 - 9	27.58	26.88	27.5	26.27	26.85	26.36	28.27	26.99	27.14	30.86
9 - 10	26.82	25.57	26.08	26.04	25.92	26.59	27.12	26.04	26.75	30.44
10 - 11	25.29	25.88	26.74	25.93	25.89	25.38	27.12	26	26.05	29.66
11 - 12	23.99	25.44	25.88	25.73	26.21	25.38	27.27	25.53	26.18	29.58
12 - 13	22.78	25.53	25.62	25.98	24.87	27.17	25.1	25.14	26.31	29.52
13 - 14	24.22	24.98	25.6	25.49	26.05	26.28	27.16	25.29	26.68	29.72
14 - 15	24.85	25.96	24.54	25.53	25.37	26.48	26.78	25.25	26.61	29.42
15 - 16	24.4	25.47	25.74	25.57	26.32	26.18	26.82	25.54	26.43	29.88
16 - 17	23.88	23.38	24.63	25.39	25.69	24.76	24.75	24.64	24.75	29.42
17 - 18	24.24	25.4	25.05	25.44	25.57	26.72	26.69	25.17	26.7	29.58
18 - 19	25.7	25.98	26.4	25.94	26.25	26.65	27.46	26.07	26.99	30.24
19 - 20	27.38	26.44	27.64	27.07	27.07	27	27.57	27.09	27.22	31.3
20 - 21	26.97	27.43	27.08	27.8	26.12	26.85	25.52	27.15	26.38	31.72
21 - 22	26.81	27.8	28.11	26.19	25.94	27.21	26.52	26.96	26.89	32.38
22 - 23	27	26.78	28.09	21.92	28.45	27.44	27	26.38	27.23	30.7
23 - 24	23.55	27.55	27.89	20.81	28.67	29.77	0	24.88	29.77	30.92
Totals	25.4	25.8	26.2	25.9	26.2	26.4	26.7			
% of Total	13.91%	14.13%	14.35%	14.18%	14.35%	14.46%	14.62%			

Incoming Monthly Speeds  
Hall Lane coming from Long Stratton

from Wed-Oct-26-2022-02-00-AM to Wed-Feb-01-2023-02-59-PM

Hour	Dec 2022							Week Day Avg	Weekend Avg	Week Day 85% Avg Speed
	Monday	Tuesday	Wednesday	Thursday	Friday	Saturday	Sunday			
0 - 1	27	25	24	26.56	29.62	27.06	27.36	26.74	27.2	30.92
1 - 2	37	22	32	0	29.5	27	27	31.29	27	37.5
2 - 3	0	32	27	28.67	0	30.2	27	28.25	29.29	33.33
3 - 4	22	27	27	23.67	27	30.75	27	24.92	28.67	30
4 - 5	29.86	29.67	29.75	33.67	32	30.75	22	30.96	29	35.26
5 - 6	29.35	29.92	30.23	29.28	29.81	28.67	27.62	29.67	28.25	34.3
6 - 7	26.62	25.16	28.06	28.17	28.46	28.25	28.67	27.46	28.43	32.5
7 - 8	25.25	24.47	26.04	26.05	24.71	27.29	23.89	25.29	26.46	30.02
8 - 9	24.56	25.11	25.79	25.26	25.71	26.56	25.79	25.33	26.29	30.1
9 - 10	25.03	25.62	24.93	25.36	26.35	26.12	27.17	25.48	26.41	30.18
10 - 11	24.95	25.37	24.44	25.35	25.64	25.21	26.45	25.19	25.61	29.58
11 - 12	25.77	24.46	25.37	25.66	25.64	25.01	25.74	25.39	25.31	30.28
12 - 13	26	26.02	26.46	25.35	25.31	26.22	26.22	25.75	26.22	30.1
13 - 14	25.45	25.47	25.04	26.37	25.54	25.31	27.45	25.65	26.09	30
14 - 15	24.89	25.69	25.51	25.85	25.06	26.05	26.54	25.4	26.19	29.6
15 - 16	24.42	25.94	25.64	25.38	24.71	25.8	26.36	25.17	25.94	29.46
16 - 17	24.31	24.75	24.94	25.04	24.84	25.29	25.24	24.83	25.27	29.3
17 - 18	25.37	24.8	25.01	25.34	24.9	25.47	26.95	25.08	25.93	29.58
18 - 19	26.27	25.24	25.37	23.9	25.32	24.86	25.59	25.11	25.05	29.54
19 - 20	26.17	26.35	25.54	25.49	26.62	26.76	27.27	26	26.94	30.9
20 - 21	27.18	26.41	25.26	25.82	25.72	27.52	26.38	25.87	27.14	31.34
21 - 22	26.19	24.93	26.97	24.34	26.94	26.05	25.04	25.97	25.69	31.5
22 - 23	26.13	26.33	25.38	26.51	27.51	25.18	26.29	26.52	25.45	31.36
23 - 24	28.87	29.69	26.55	26.26	26.23	26.82	29.33	27.1	27.35	33.16
Totals	25.4	25.4	25.4	25.5	25.5	25.8	26.3			
% of Total	14.17%	14.17%	14.17%	14.22%	14.22%	14.39%	14.67%			

Incoming Monthly Speeds  
Hall Lane coming from Long Stratton

from Wed-Oct-26-2022-02-00-AM to Wed-Feb-01-2023-02-59-PM

Hour	Jan 2023							Week Day Avg	Weekend Avg	Week Day 85% Avg Speed
	Monday	Tuesday	Wednesday	Thursday	Friday	Saturday	Sunday			
0 - 1	29.29	29.5	27	32	22.83	29.5	22.18	27.29	23.31	32.46
1 - 2	30.75	27	27	27	0	0	25.87	28.67	25.87	32.08
2 - 3	27	0	0	0	0	0	32	27	32	30
3 - 4	27	27	0	0	0	27.5	28.5	27	28.17	30
4 - 5	35.33	32	30.75	32	34	30.33	28.25	33.14	29.14	35.66
5 - 6	32.07	31.6	28.38	30.71	29.6	28.22	29	30.85	28.59	35.56
6 - 7	30.21	28.29	28.95	28.42	30.46	30	37	29.14	31.17	34.64
7 - 8	28.36	26.45	28.48	28.03	26.86	26.38	26.79	27.53	26.59	32.5
8 - 9	25.85	25.71	26.8	26.04	25.34	27.06	27.68	25.93	27.37	30.4
9 - 10	26.81	25.66	27.46	26.57	26.85	26.25	27.35	26.68	26.79	31.94
10 - 11	26.44	26.12	26.21	25.29	26.17	26.42	26.86	26.07	26.63	30.32
11 - 12	26.07	25.42	25.89	24.36	25.43	26.08	26.23	25.52	26.16	30.12
12 - 13	26.07	26	24.89	26.22	25.76	26.75	26.97	25.82	26.87	30.22
13 - 14	26.41	25.68	23.84	26.48	26.32	26.77	26.22	25.85	26.47	31.02
14 - 15	26.38	25.89	26.41	26.01	26.49	27.76	25.82	26.25	26.63	30.48
15 - 16	25.63	25.44	25.67	26.14	25.52	26.12	25.65	25.68	25.85	30.34
16 - 17	26.44	25.85	25.51	25.89	25.98	26.2	26.23	25.95	26.22	29.88
17 - 18	26.41	26.27	26.21	26.2	26.65	25.58	28.97	26.37	26.88	30.98
18 - 19	26.66	25.57	26.94	25.48	26.78	26.62	26.38	26.33	26.51	31.02
19 - 20	26.21	26.41	26.01	25.46	26.8	29	28.82	26.19	28.89	32.18
20 - 21	26.78	29.38	27	27.06	27.46	26.48	27.68	27.27	27.13	33.16
21 - 22	28.2	30.31	27	29.13	27	25.94	26.35	27.99	26.16	33.54
22 - 23	29.36	25.25	27.38	27.31	27.9	25.5	27.44	27.34	26.32	33.12
23 - 24	29.22	25.57	34.5	27.33	31.18	26.07	29.5	28.95	26.5	34.78
Totals	26.6	26.2	26.3	26.2	26.4	26.6	26.7			
% of Total	14.38%	14.16%	14.22%	14.16%	14.27%	14.38%	14.43%			

Incoming Monthly Speeds  
Hall Lane coming from Long Stratton

from Wed-Oct-26-2022-02-00-AM to Wed-Feb-01-2023-02-59-PM

Hour	Feb 2023							Week Day Avg	Weekend Avg	Week Day 85% Avg Speed
	Monday	Tuesday	Wednesday	Thursday	Friday	Saturday	Sunday			
0 - 1	*	*	0	*	*	*	*	*	*	0
1 - 2	*	*	0	*	*	*	*	*	*	0
2 - 3	*	*	0	*	*	*	*	*	*	0
3 - 4	*	*	0	*	*	*	*	*	*	0
4 - 5	*	*	0	*	*	*	*	*	*	0
5 - 6	*	*	0	*	*	*	*	*	*	0
6 - 7	*	*	0	*	*	*	*	*	*	0
7 - 8	*	*	0	*	*	*	*	*	*	0
8 - 9	*	*	0	*	*	*	*	*	*	0
9 - 10	*	*	0	*	*	*	*	*	*	0
10 - 11	*	*	0	*	*	*	*	*	*	0
11 - 12	*	*	0	*	*	*	*	*	*	0
12 - 13	*	*	0	*	*	*	*	*	*	0
13 - 14	*	*	0	*	*	*	*	*	*	0
14 - 15	*	*	0	*	*	*	*	*	*	0
15 - 16	*	*	*	*	*	*	*	*	*	0
16 - 17	*	*	*	*	*	*	*	*	*	0
17 - 18	*	*	*	*	*	*	*	*	*	0
18 - 19	*	*	*	*	*	*	*	*	*	0
19 - 20	*	*	*	*	*	*	*	*	*	0
20 - 21	*	*	*	*	*	*	*	*	*	0
21 - 22	*	*	*	*	*	*	*	*	*	0
22 - 23	*	*	*	*	*	*	*	*	*	0
23 - 24	*	*	*	*	*	*	*	*	*	0
Totals	0	0	0	0	0	0	0			
% of Total	0%	0%	0%	0%	0%	0%	0%			

Incoming Weekly EightyFifthSpeeds  
Hall Lane coming from Long Stratton

from Wed-Oct-26-2022-02-00-AM to Wed-Feb-01-2023-02-59-PM

	24/10/2022	to	30/10/2022							
	Monday	Tuesday	Wednesday	Thursday	Friday	Saturday	Sunday	Week	Weekend	Week Day 85%
Hour	24/10/2022	25/10/2022	26/10/2022	27/10/2022	28/10/2022	29/10/2022	30/10/2022	Day Avg	Avg	Avg Speed
0 - 1	*	*	*	0	30	35	28.8	30	31.9	30
1 - 2	*	*	*	35	0	30	35	35	32.5	35
2 - 3	*	*	0	0	35	0	35	35	35	35
3 - 4	*	*	0	30	0	30	0	30	30	30
4 - 5	*	*	30	25	35	30	35	30	32.5	30
5 - 6	*	*	32.5	35	35	30	30	34.17	30	34.17
6 - 7	*	*	35	32.5	33.8	35	33.3	33.77	34.15	33.77
7 - 8	*	*	32.2	29.7	30.8	29.4	29	30.9	29.2	30.9
8 - 9	*	*	29.7	32.7	29.7	32.7	30	30.7	31.35	30.7
9 - 10	*	*	30.6	29.6	30.7	29.5	31	30.3	30.25	30.3
10 - 11	*	*	30.7	31.4	29.6	31.9	32.5	30.57	32.2	30.57
11 - 12	*	*	29.3	29.5	31.9	29.5	31.8	30.23	30.65	30.23
12 - 13	*	*	29.8	29.7	29.8	29.3	31.7	29.77	30.5	29.77
13 - 14	*	*	29.7	28.9	32.2	30	31	30.27	30.5	30.27
14 - 15	*	*	30	29.5	30	30.7	31.2	29.83	30.95	29.83
15 - 16	*	*	29.4	29.3	31	33.3	32.9	29.9	33.1	29.9
16 - 17	*	*	32.9	31.9	29.8	29.6	29.7	31.53	29.65	31.53
17 - 18	*	*	32.3	30.5	30.7	33	29.3	31.17	31.15	31.17
18 - 19	*	*	32.1	30.8	30	31.7	30	30.97	30.85	30.97
19 - 20	*	*	33.8	30	32.5	35	33.6	32.1	34.3	32.1
20 - 21	*	*	29.6	31.7	31.2	29.4	32.5	30.83	30.95	30.83
21 - 22	*	*	30	29	29.4	33	33.8	29.47	33.4	29.47
22 - 23	*	*	30	32.5	30	28.8	35	30.83	31.9	30.83
23 - 24	*	*	30	35	30	35	35	31.67	35	31.67
Totals	0	0	619.6	679.2	688.1	721.8	737.1			
% of Total	0%	0%	17.98%	19.71%	19.97%	20.95%	21.39%			

Incoming Weekly EightyFifthSpeeds  
Hall Lane coming from Long Stratton

from Wed-Oct-26-2022-02-00-AM to Wed-Feb-01-2023-02-59-PM

	31/10/2022	to	06/11/2022							
	Monday	Tuesday	Wednesday	Thursday	Friday	Saturday	Sunday	Week	Weekend	Week Day 85%
Hour	31/10/2022	01/11/2022	02/11/2022	03/11/2022	04/11/2022	05/11/2022	06/11/2022	Day Avg	Avg	Avg Speed
0 - 1	30	35	0	0	25	28.8	35	30	31.9	30
1 - 2	0	0	0	0	0	15	30	0	22.5	0
2 - 3	0	0	0	0	0	30	35	0	32.5	0
3 - 4	0	30	35	35	0	35	0	33.33	35	33.33
4 - 5	0	25	25	30	25	0	0	26.25	0	26.25
5 - 6	30	35	35	10	0	35	35	27.5	35	27.5
6 - 7	33.3	33.3	33.3	35	30	30	30	32.98	30	32.98
7 - 8	33.8	32.5	32.5	32.5	34	35	35	33.06	35	33.06
8 - 9	32.1	31.2	30.9	31.7	30.6	32.5	35	31.3	33.75	31.3
9 - 10	31.5	31.2	29.8	29.4	31.4	31	32.5	30.66	31.75	30.66
10 - 11	32.5	29.6	29.8	29.8	29.6	31.1	29.5	30.26	30.3	30.26
11 - 12	29.4	29.7	30	29.8	30	30	32.5	29.78	31.25	29.78
12 - 13	31.9	29.4	29.2	30.7	29.2	31	30	30.08	30.5	30.08
13 - 14	31.7	30	30	29.8	30	29.8	32.5	30.3	31.15	30.3
14 - 15	29.3	29.2	29.7	29	30	29.8	30	29.44	29.9	29.44
15 - 16	29.8	29.3	30.7	29.6	31.7	30.7	31.7	30.22	31.2	30.22
16 - 17	29.7	28.6	29.5	29.1	30.4	29.4	29.3	29.46	29.35	29.46
17 - 18	29.3	31.1	30	29.7	29.6	29.4	30	29.94	29.7	29.94
18 - 19	32.1	30	30	29.9	32.3	31.9	31.7	30.86	31.8	30.86
19 - 20	28.6	30	32.9	30	32.5	32	33	30.8	32.5	30.8
20 - 21	32	30	32.9	32.5	31	31.7	30	31.68	30.85	31.68
21 - 22	30	35	34	30	35	29.5	28.3	32.8	28.9	32.8
22 - 23	33.8	29	33.8	22.5	33.3	32.5	35	30.48	33.75	30.48
23 - 24	30	30	33.3	23.6	30	35	0	29.38	35	29.38
Totals	620.8	674.1	657.3	609.6	610.6	706.1	671			
% of Total	13.65%	14.82%	14.45%	13.4%	13.42%	15.52%	14.75%			

Incoming Weekly EightyFifthSpeeds  
Hall Lane coming from Long Stratton

from Wed-Oct-26-2022-02-00-AM to Wed-Feb-01-2023-02-59-PM

	07/11/2022	to	13/11/2022							
	Monday	Tuesday	Wednesday	Thursday	Friday	Saturday	Sunday	Week	Weekend	Week Day 85%
Hour	07/11/2022	08/11/2022	09/11/2022	10/11/2022	11/11/2022	12/11/2022	13/11/2022	Day Avg	Avg	Avg Speed
0 - 1	35	30	0	0	30	30	35	31.67	32.5	31.67
1 - 2	25	0	0	0	35	28.8	0	30	28.8	30
2 - 3	0	0	35	35	0	0	0	35	0	35
3 - 4	0	30	35	0	35	35	0	33.33	35	33.33
4 - 5	0	0	0	0	0	0	0	0	0	0
5 - 6	40	0	0	35	30	30	35	35	32.5	35
6 - 7	32.5	32.5	35	35	35	30	40	34	35	34
7 - 8	29.7	32	35	35	33.3	35	35	33	35	33
8 - 9	32	31.2	32.3	29.9	31.9	28.6	30	31.46	29.3	31.46
9 - 10	31.1	30.8	29.5	30.6	29.7	31	32	30.34	31.5	30.34
10 - 11	30	29.6	30	29.2	29.9	29.8	32.5	29.74	31.15	29.74
11 - 12	28.9	29.6	29.8	28.9	30	29.9	29.7	29.44	29.8	29.44
12 - 13	28.3	30	30.8	29.5	29.8	31.5	30	29.68	30.75	29.68
13 - 14	29.5	29	30	29.3	29.7	30	31.7	29.5	30.85	29.5
14 - 15	29.1	29.5	29.2	29.5	30	30	31.7	29.46	30.85	29.46
15 - 16	29.4	28.8	31	29.5	30	30	30	29.74	30	29.74
16 - 17	29.1	29.3	30	29	29.5	31	28.6	29.38	29.8	29.38
17 - 18	28.8	29.1	29.6	29.1	29.6	30	31.4	29.24	30.7	29.24
18 - 19	29.4	30	29.8	29.8	30.6	29.7	32.5	29.92	31.1	29.92
19 - 20	32.5	29.4	30	33.9	31.2	29.7	31.7	31.4	30.7	31.4
20 - 21	33.3	32.5	29.3	31.2	30	29.6	29	31.26	29.3	31.26
21 - 22	29	29.4	30	30	29.5	30	29.6	29.58	29.8	29.58
22 - 23	32.5	30	32.5	28.3	30	28.8	30	30.66	29.4	30.66
23 - 24	30	30	30	28.8	35	35	0	30.76	35	30.76
Totals	645.1	602.7	623.8	616.5	684.7	673.4	605.4			
% of Total	14.49%	13.54%	14.01%	13.85%	15.38%	15.13%	13.6%			



Incoming Weekly EightyFifthSpeeds  
Hall Lane coming from Long Stratton

from Wed-Oct-26-2022-02-00-AM to Wed-Feb-01-2023-02-59-PM

	14/11/2022	to	20/11/2022							
	Monday	Tuesday	Wednesday	Thursday	Friday	Saturday	Sunday	Week	Weekend	Week Day 85%
Hour	14/11/2022	15/11/2022	16/11/2022	17/11/2022	18/11/2022	19/11/2022	20/11/2022	Day Avg	Avg	Avg Speed
0 - 1	0	20	0	30	32.5	0	0	27.5	0	27.5
1 - 2	0	30	0	0	0	0	0	30	0	30
2 - 3	0	0	0	0	0	0	0	0	0	0
3 - 4	0	35	30	30	35	0	0	32.5	0	32.5
4 - 5	0	0	0	30	0	0	0	30	0	30
5 - 6	35	35	35	25	30	0	0	32	0	32
6 - 7	35	33.3	28.8	32.5	35	0	0	32.92	0	32.92
7 - 8	36.7	32.5	32.5	33.3	35	0	0	34	0	34
8 - 9	32.2	29.8	31.9	29.3	29	0	0	30.44	0	30.44
9 - 10	30.8	29.6	31.9	32.3	0	0	0	31.15	0	31.15
10 - 11	29.4	29.1	29.3	31.1	0	0	0	29.72	0	29.72
11 - 12	28.3	29.2	30.8	30	0	0	0	29.58	0	29.58
12 - 13	29	30.8	29.2	30	0	0	0	29.75	0	29.75
13 - 14	29.3	29.8	29.7	31	0	0	0	29.95	0	29.95
14 - 15	29.3	30	28.9	29.3	0	0	0	29.37	0	29.37
15 - 16	29.4	29.8	29.1	30.8	0	0	0	29.78	0	29.78
16 - 17	29.6	30	29.2	30	0	0	0	29.7	0	29.7
17 - 18	28.8	29.3	29.6	32.1	0	0	0	29.95	0	29.95
18 - 19	29.8	30	29.8	31.4	0	0	0	30.25	0	30.25
19 - 20	29.2	32.2	32.5	31	0	0	0	31.22	0	31.22
20 - 21	31.7	31.7	31.2	33.3	0	0	0	31.98	0	31.98
21 - 22	33.3	33.8	33.8	32.5	0	0	0	33.35	0	33.35
22 - 23	28.8	30	30	30	0	0	0	29.7	0	29.7
23 - 24	30	32.5	30	32.5	0	0	0	31.25	0	31.25
Totals	585.6	673.4	613.2	677.4	196.5	0	0			
% of Total	21.32%	24.52%	22.33%	24.67%	7.16%	0%	0%			

	21/11/2022	to	27/11/2022							
	Monday	Tuesday	Wednesday	Thursday	Friday	Saturday	Sunday	Week	Weekend	Week Day 85%
Hour	21/11/2022	22/11/2022	23/11/2022	24/11/2022	25/11/2022	26/11/2022	27/11/2022	Day Avg	Avg	Avg Speed
0 - 1	0	0	0	0	0	0	0	0	0	0
1 - 2	0	0	0	0	0	0	0	0	0	0
2 - 3	0	0	0	0	0	0	0	0	0	0
3 - 4	0	0	0	0	0	0	0	0	0	0
4 - 5	0	0	0	0	0	0	0	0	0	0
5 - 6	0	0	0	0	0	0	0	0	0	0
6 - 7	0	0	0	0	0	0	0	0	0	0
7 - 8	0	0	0	0	0	0	0	0	0	0
8 - 9	0	0	0	0	0	0	0	0	0	0
9 - 10	0	0	0	0	0	0	0	0	0	0
10 - 11	0	0	0	0	0	0	0	0	0	0
11 - 12	0	0	0	0	0	0	0	0	0	0
12 - 13	0	0	0	0	0	0	0	0	0	0
13 - 14	0	0	0	0	0	0	0	0	0	0
14 - 15	0	0	0	0	0	0	0	0	0	0
15 - 16	0	0	0	0	0	0	0	0	0	0
16 - 17	0	0	0	0	0	0	0	0	0	0
17 - 18	0	0	0	0	0	0	0	0	0	0
18 - 19	0	0	0	0	0	0	0	0	0	0
19 - 20	0	0	0	0	0	0	0	0	0	0
20 - 21	0	0	0	0	0	0	0	0	0	0
21 - 22	0	0	0	0	0	0	0	0	0	0
22 - 23	0	0	0	0	0	0	0	0	0	0
23 - 24	0	0	0	0	0	0	0	0	0	0
Totals	0	0	0	0	0	0	0			
% of Total	0%	0%	0%	0%	0%	0%	0%			

	28/11/2022	to	04/12/2022							
	Monday	Tuesday	Wednesday	Thursday	Friday	Saturday	Sunday	Week	Weekend	Week Day 85%
Hour	28/11/2022	29/11/2022	30/11/2022	01/12/2022	02/12/2022	03/12/2022	04/12/2022	Day Avg	Avg	Avg Speed
0 - 1	0	0	0	0	0	0	0	0	0	0
1 - 2	0	0	0	0	0	0	0	0	0	0
2 - 3	0	0	0	0	0	0	0	0	0	0
3 - 4	0	0	0	0	0	0	0	0	0	0
4 - 5	0	0	0	0	0	0	0	0	0	0
5 - 6	0	0	0	0	0	0	0	0	0	0
6 - 7	0	0	0	0	0	0	0	0	0	0
7 - 8	0	0	0	0	0	0	0	0	0	0
8 - 9	0	0	0	0	0	0	0	0	0	0
9 - 10	0	0	0	0	0	0	0	0	0	0
10 - 11	0	0	0	0	0	0	0	0	0	0
11 - 12	0	0	0	0	0	0	0	0	0	0
12 - 13	0	0	0	0	0	0	0	0	0	0
13 - 14	0	0	0	0	0	0	0	0	0	0
14 - 15	0	0	0	0	0	0	0	0	0	0
15 - 16	0	0	0	0	0	0	0	0	0	0
16 - 17	0	0	0	0	0	0	0	0	0	0
17 - 18	0	0	0	0	0	0	0	0	0	0
18 - 19	0	0	0	0	0	0	0	0	0	0
19 - 20	0	0	0	0	0	0	0	0	0	0
20 - 21	0	0	0	0	0	0	0	0	0	0
21 - 22	0	0	0	0	0	0	0	0	0	0
22 - 23	0	0	0	0	0	0	0	0	0	0
23 - 24	0	0	0	0	0	0	0	0	0	0
Totals	0	0	0	0	0	0	0			
% of Total	0%	0%	0%	0%	0%	0%	0%			

Incoming Weekly EightyFifthSpeeds  
Hall Lane coming from Long Stratton

from Wed-Oct-26-2022-02-00-AM to Wed-Feb-01-2023-02-59-PM

	05/12/2022	to	11/12/2022							
	Monday	Tuesday	Wednesday	Thursday	Friday	Saturday	Sunday	Week	Weekend	Week Day 85%
Hour	05/12/2022	06/12/2022	07/12/2022	08/12/2022	09/12/2022	10/12/2022	11/12/2022	Day Avg	Avg	Avg Speed
0 - 1	0	0	0	30	30	27.5	30	30	28.75	30
1 - 2	0	0	0	0	25	30	35	25	32.5	25
2 - 3	0	0	0	0	0	35	30	0	32.5	0
3 - 4	0	0	0	25	30	30	30	27.5	30	27.5
4 - 5	0	0	0	35	30	35	25	32.5	30	32.5
5 - 6	0	0	0	35	33.8	32.5	35	34.4	33.75	34.4
6 - 7	0	0	0	33.3	33.3	0	30	33.3	30	33.3
7 - 8	0	0	0	30.8	29.7	32.5	27.5	30.25	30	30.25
8 - 9	0	0	0	31	30	30	28	30.5	29	30.5
9 - 10	0	0	0	29.7	32.9	30	33.3	31.3	31.65	31.3
10 - 11	0	0	0	30	29.4	29.3	30	29.7	29.65	29.7
11 - 12	0	0	0	31.4	30	29.7	29.5	30.7	29.6	30.7
12 - 13	0	0	0	32.5	29.3	31	29.7	30.9	30.35	30.9
13 - 14	0	0	0	31.8	30	29.2	32.5	30.9	30.85	30.9
14 - 15	0	0	0	31.1	29.4	31.1	32.1	30.25	31.6	30.25
15 - 16	0	0	30	29.6	29	30	31	29.53	30.5	29.53
16 - 17	0	0	29.8	30	28.3	29	29.3	29.37	29.15	29.37
17 - 18	0	0	30	30	30	28.9	31	30	29.95	30
18 - 19	0	0	29.5	28.2	29.5	28.9	29.3	29.07	29.1	29.07
19 - 20	0	0	29.7	30	30	29.4	33.3	29.9	31.35	29.9
20 - 21	0	0	31.7	32.1	29.4	32.5	30	31.07	31.25	31.07
21 - 22	0	0	29.5	28.9	30	32.5	30	29.47	31.25	29.47
22 - 23	0	0	31.7	30	30	30	35	30.57	32.5	30.57
23 - 24	0	0	35	35	32.5	33.8	40	34.17	36.9	34.17
Totals	0	0	276.9	680.4	691.5	707.8	746.5			
% of Total	0%	0%	8.92%	21.93%	22.28%	22.81%	24.06%			

Incoming Weekly EightyFifthSpeeds  
Hall Lane coming from Long Stratton

from Wed-Oct-26-2022-02-00-AM to Wed-Feb-01-2023-02-59-PM

	12/12/2022	to	18/12/2022							
	Monday	Tuesday	Wednesday	Thursday	Friday	Saturday	Sunday	Week	Weekend	Week Day 85%
Hour	12/12/2022	13/12/2022	14/12/2022	15/12/2022	16/12/2022	17/12/2022	18/12/2022	Day Avg	Avg	Avg Speed
0 - 1	0	30	15	35	35	35	30	28.75	32.5	28.75
1 - 2	35	25	0	0	0	35	35	30	35	30
2 - 3	0	0	30	30	0	0	0	30	0	30
3 - 4	30	30	30	30	30	0	35	30	35	30
4 - 5	35	35	30	45	0	30	25	36.25	27.5	36.25
5 - 6	33.3	35	35	33.3	30	35	32.5	33.32	33.75	33.32
6 - 7	30	30	30	30	33.3	30	0	30.66	30	30.66
7 - 8	25	28.5	30	29.3	28.7	28.3	25	28.3	26.65	28.3
8 - 9	28.6	28.9	28.4	28.5	29.4	28	32.5	28.76	30.25	28.76
9 - 10	29.5	29.2	29.4	28.3	30.7	31.7	30	29.42	30.85	29.42
10 - 11	29.4	29.4	29.7	29.6	29.3	29.4	33	29.48	31.2	29.48
11 - 12	31.1	29.1	29.3	30	29.3	29.2	29.6	29.76	29.4	29.76
12 - 13	29.4	29.8	29.6	28.9	30	30	29.7	29.54	29.85	29.54
13 - 14	29.2	29.8	28.9	29.3	29.9	29.8	32	29.42	30.9	29.42
14 - 15	29.6	29.3	28.9	29	29.2	30	29.6	29.2	29.8	29.2
15 - 16	28.8	29.2	28.9	28.8	28.8	29.1	29.6	28.9	29.35	28.9
16 - 17	28.1	28.1	28.5	28.1	29	28.9	29.5	28.36	29.2	28.36
17 - 18	29.1	28.8	28.4	28.8	29.3	29.5	33.6	28.88	31.55	28.88
18 - 19	29.1	28.8	30	28.8	28.5	29.5	29.4	29.04	29.45	29.04
19 - 20	31	31.2	29.5	28.9	29.2	30	33.3	29.96	31.65	29.96
20 - 21	29.4	30	29.5	31.2	30	32.5	31.7	30.02	32.1	30.02
21 - 22	29.2	30	29.2	28.6	35	31.7	30	30.4	30.85	30.4
22 - 23	32.5	32.5	30	30	31.7	30	28.3	31.34	29.15	31.34
23 - 24	28.8	35	35	25	29.2	30	35	30.6	32.5	30.6
Totals	661.1	692.6	673.2	694.4	635.5	672.6	679.3			
% of Total	14.04%	14.71%	14.3%	14.75%	13.5%	14.28%	14.43%			

Incoming Weekly EightyFifthSpeeds  
Hall Lane coming from Long Stratton

from Wed-Oct-26-2022-02-00-AM to Wed-Feb-01-2023-02-59-PM

	19/12/2022	to	25/12/2022							
	Monday	Tuesday	Wednesday	Thursday	Friday	Saturday	Sunday	Week	Weekend	Week Day 85%
Hour	19/12/2022	20/12/2022	21/12/2022	22/12/2022	23/12/2022	24/12/2022	25/12/2022	Day Avg	Avg	Avg Speed
0 - 1	35	30	30	30	35	35	45	32	40	32
1 - 2	45	0	30	0	0	0	35	37.5	35	37.5
2 - 3	0	35	35	30	0	0	30	33.33	30	33.33
3 - 4	15	30	0	0	0	40	0	22.5	40	22.5
4 - 5	35	35	0	40	30	35	0	35	35	35
5 - 6	35	35	35	33.3	35	30	0	34.66	30	34.66
6 - 7	32.5	31.7	32.5	28.3	32.5	30	35	31.5	32.5	31.5
7 - 8	32.5	31	31.2	29.6	30	29.4	30	30.86	29.7	30.86
8 - 9	30	32.5	32.5	32.5	30	32.5	32.5	31.5	32.5	31.5
9 - 10	29.5	30	28.8	32.1	30	32.9	33	30.08	32.95	30.08
10 - 11	29.3	29.3	29.1	29.3	28.7	29.6	32.5	29.14	31.05	29.14
11 - 12	29.1	29.4	28.9	32	29.1	29.2	33.3	29.7	31.25	29.7
12 - 13	30	29.6	30	29.3	29.3	29.8	32	29.64	30.9	29.64
13 - 14	29.8	30	29.7	29.3	29.6	32	33.3	29.68	32.65	29.68
14 - 15	29	29.5	29.6	28.9	29	30	30	29.2	30	29.2
15 - 16	28.7	29.5	30.8	30.8	29	32.1	35	29.76	33.55	29.76
16 - 17	28.6	29.4	29	29.4	29.6	32.2	29.3	29.2	30.75	29.2
17 - 18	29.5	29.3	29.3	28.6	29.1	31.2	31.7	29.16	31.45	29.16
18 - 19	30.6	30.7	29.3	29.1	30	29.7	29.5	29.94	29.6	29.94
19 - 20	32.5	32	32.5	31.7	30.6	32.5	33	31.86	32.75	31.86
20 - 21	33.3	30	29.1	31.2	31	32	30	30.92	31	30.92
21 - 22	33	28.3	33.8	29.5	30	32.5	29.2	30.92	30.85	30.92
22 - 23	28.3	30	28.3	30	33.8	35	32.5	30.08	33.75	30.08
23 - 24	33.8	37.5	27.5	28.8	29.4	30	30	31.4	30	31.4
Totals	715	714.7	671.9	673.7	640.7	702.6	681.8			
% of Total	14.89%	14.89%	14%	14.03%	13.35%	14.64%	14.2%			

Incoming Weekly EightyFifthSpeeds  
Hall Lane coming from Long Stratton

from Wed-Oct-26-2022-02-00-AM to Wed-Feb-01-2023-02-59-PM

	26/12/2022	to	01/01/2023							
	Monday	Tuesday	Wednesday	Thursday	Friday	Saturday	Sunday	Week	Weekend	Week Day 85%
Hour	26/12/2022	27/12/2022	28/12/2022	29/12/2022	30/12/2022	31/12/2022	01/01/2023	Day Avg	Avg	Avg Speed
0 - 1	35	30	30	30	40	30	25	33	27.5	33
1 - 2	0	0	40	0	40	35	33	40	34	40
2 - 3	0	0	30	35	0	35	35	32.5	35	32.5
3 - 4	0	0	0	0	30	0	30	30	30	30
4 - 5	0	35	35	35	45	40	20	37.5	30	37.5
5 - 6	35	35	30	35	35	35	40	34	37.5	34
6 - 7	35	30	35	33.8	33.3	40	0	33.42	40	33.42
7 - 8	30	35	32.5	30	33.8	35	28.8	32.26	31.9	32.26
8 - 9	32.5	30	30	33.3	33.8	33.3	33.8	31.92	33.55	31.92
9 - 10	30	29.6	29.7	33.8	33.3	30	31.7	31.28	30.85	31.28
10 - 11	32.5	29.7	30.8	29	32.5	29.7	29.1	30.9	29.4	30.9
11 - 12	33	30	32.2	32.3	30	31.2	31	31.5	31.1	31.5
12 - 13	32	31.9	32.5	30	32.5	31.2	32.9	31.78	32.05	31.78
13 - 14	32.1	32.9	32.3	30.8	31.1	29.7	32.2	31.84	30.95	31.84
14 - 15	29.2	29.3	31.8	32.8	30.6	29.8	30	30.74	29.9	30.74
15 - 16	32.5	32.5	30	29.7	30.5	29.3	29.6	31.04	29.45	31.04
16 - 17	30	32.5	32	29.6	29.7	30	31	30.76	30.5	30.76
17 - 18	32.5	33.8	32.5	32.7	29.5	31.2	33	32.2	32.1	32.2
18 - 19	31.7	29.6	29.2	32	32.5	29.4	33.3	31	31.35	31
19 - 20	29.3	33.3	31.2	32	35	32.5	34.2	32.16	33.35	32.16
20 - 21	35	34	31.2	33.3	32.5	33.3	32.5	33.2	32.9	33.2
21 - 22	30	37.5	37.5	30	32	30	35	33.4	32.5	33.4
22 - 23	30	27.5	28.3	35	33.9	35	29	30.94	32	30.94
23 - 24	33.3	35	35	32.5	30	32.5	0	33.16	32.5	33.16
Totals	640.6	674.1	738.7	707.6	766.5	748.1	690.1			
% of Total	12.9%	13.58%	14.88%	14.25%	15.44%	15.07%	13.9%			

Incoming Weekly EightyFifthSpeeds  
Hall Lane coming from Long Stratton

from Wed-Oct-26-2022-02-00-AM to Wed-Feb-01-2023-02-59-PM

	02/01/2023	to	08/01/2023							
	Monday	Tuesday	Wednesday	Thursday	Friday	Saturday	Sunday	Week	Weekend	Week Day 85%
Hour	02/01/2023	03/01/2023	04/01/2023	05/01/2023	06/01/2023	07/01/2023	08/01/2023	Day Avg	Avg	Avg Speed
0 - 1	35	0	35	0	20	0	25	30	25	30
1 - 2	35	0	30	30	0	0	0	31.67	0	31.67
2 - 3	0	0	0	0	0	0	0	0	0	0
3 - 4	30	30	0	0	0	30	30	30	30	30
4 - 5	35	45	35	35	35	35	35	37	35	37
5 - 6	37.5	45	30	33.3	33.8	35	35	35.92	35	35.92
6 - 7	35	35	33.8	33	35	32.5	40	34.36	36.25	34.36
7 - 8	30	29.7	32.8	34.1	31.7	30	30	31.66	30	31.66
8 - 9	33.3	31.4	30.8	31.9	29.5	31.7	35	31.38	33.35	31.38
9 - 10	32.5	31	32.2	32.5	32.5	31.2	34.3	32.14	32.75	32.14
10 - 11	29.7	31	29.7	31.2	30.7	32.3	32.7	30.46	32.5	30.46
11 - 12	30	29.2	29.8	30.6	30	32.1	32.1	29.92	32.1	29.92
12 - 13	31.5	31	30	30	29.4	31.8	29.4	30.38	30.6	30.38
13 - 14	32	30.7	29.2	32.2	32.1	30.5	31.7	31.24	31.1	31.24
14 - 15	31.7	30	32.5	30.6	29.9	32	32.2	30.94	32.1	30.94
15 - 16	32.3	29.1	31	31.9	30.8	30.7	29.4	31.02	30.05	31.02
16 - 17	31.5	29.3	29.7	29.7	29.9	30.7	31.4	30.02	31.05	30.02
17 - 18	32.5	30.5	31.4	31	31.8	30	34.2	31.44	32.1	31.44
18 - 19	33	32.2	30	32.9	30	30	30	31.62	30	31.62
19 - 20	32.5	29.2	31.2	33.1	31.9	33.8	31.2	31.58	32.5	31.58
20 - 21	30	30	33.8	31.7	35	32.5	30	32.1	31.25	32.1
21 - 22	37.5	35	31.4	35	29.4	30	28.6	33.66	29.3	33.66
22 - 23	33.3	30	30	31.7	30	29.2	40	31	34.6	31
23 - 24	35	30	0	35	33.8	35	0	33.45	35	33.45
Totals	755.8	674.3	659.3	676.4	652.2	666	677.2			
% of Total	15.87%	14.16%	13.85%	14.21%	13.7%	13.99%	14.22%			



Incoming Weekly EightyFifthSpeeds  
Hall Lane coming from Long Stratton

from Wed-Oct-26-2022-02-00-AM to Wed-Feb-01-2023-02-59-PM

	09/01/2023	to	15/01/2023							
	Monday	Tuesday	Wednesday	Thursday	Friday	Saturday	Sunday	Week	Weekend	Week Day 85%
Hour	09/01/2023	10/01/2023	11/01/2023	12/01/2023	13/01/2023	14/01/2023	15/01/2023	Day Avg	Avg	Avg Speed
0 - 1	0	30	0	35	28.3	35	35	31.1	35	31.1
1 - 2	35	0	35	0	0	0	40	35	40	35
2 - 3	0	0	0	0	0	0	0	0	0	0
3 - 4	0	0	0	0	0	0	35	0	35	0
4 - 5	40	0	35	35	50	35	35	40	35	40
5 - 6	33.3	37.5	35	35	35	32.5	25	35.16	28.75	35.16
6 - 7	35	30	35	33.3	37.5	35	0	34.16	35	34.16
7 - 8	32.9	32.5	33.8	30	32.9	28.8	40	32.42	34.4	32.42
8 - 9	29.3	30	32.8	29.6	29.3	33	29.5	30.2	31.25	30.2
9 - 10	30	29.4	32.5	32.1	33.6	31	30	31.52	30.5	31.52
10 - 11	29.3	29.8	32	29.3	31.2	30.7	32.7	30.32	31.7	30.32
11 - 12	31.1	32.1	29.8	28.6	31.4	31.7	31.7	30.6	31.7	30.6
12 - 13	31.4	29.3	29.7	31.2	29.8	29.6	32.7	30.28	31.15	30.28
13 - 14	30.8	31.2	29.7	31.7	29.8	31.4	31.1	30.64	31.25	30.64
14 - 15	30	29.4	30.6	29.6	30	32.5	32.7	29.92	32.6	29.92
15 - 16	29.4	29.1	29.6	31.4	30	29.8	31.8	29.9	30.8	29.9
16 - 17	29.9	30.5	29.4	30.5	30.5	29.4	30.7	30.16	30.05	30.16
17 - 18	30	31	29.8	31.5	29.8	32.1	34.4	30.42	33.25	30.42
18 - 19	31.4	29.4	32.3	29.5	31.9	32.7	29.2	30.9	30.95	30.9
19 - 20	29.7	33.8	32.1	32.5	33.5	33.1	38.3	32.32	35.7	32.32
20 - 21	34	34.3	33.3	33.1	29.4	35	30	32.82	32.5	32.82
21 - 22	33.5	35	33.3	35	32.5	30	30	33.86	30	33.86
22 - 23	30	32.5	32.5	35	34	30	33.3	32.8	31.65	32.8
23 - 24	35	32.5	40	30	35	30	35	34.5	32.5	34.5
Totals	671	629.3	683.2	668.9	685.4	668.3	723.1			
% of Total	14.19%	13.31%	14.45%	14.14%	14.49%	14.13%	15.29%			

Incoming Weekly EightyFifthSpeeds  
Hall Lane coming from Long Stratton

from Wed-Oct-26-2022-02-00-AM to Wed-Feb-01-2023-02-59-PM

	16/01/2023	to	22/01/2023							
	Monday	Tuesday	Wednesday	Thursday	Friday	Saturday	Sunday	Week	Weekend	Week Day 85%
Hour	16/01/2023	17/01/2023	18/01/2023	19/01/2023	20/01/2023	21/01/2023	22/01/2023	Day Avg	Avg	Avg Speed
0 - 1	33.8	40	0	0	0	0	0	36.9	0	36.9
1 - 2	0	30	0	0	0	0	0	30	0	30
2 - 3	30	0	0	0	0	0	0	30	0	30
3 - 4	0	30	0	0	0	0	0	30	0	30
4 - 5	50	35	0	0	0	0	0	42.5	0	42.5
5 - 6	38.3	30	0	0	0	0	0	34.15	0	34.15
6 - 7	34.3	37.5	0	0	0	0	0	35.9	0	35.9
7 - 8	33.6	30	0	0	0	0	0	31.8	0	31.8
8 - 9	29.8	28.3	0	0	0	0	0	29.05	0	29.05
9 - 10	33.8	0	0	0	0	0	0	33.8	0	33.8
10 - 11	30.7	0	0	0	0	0	0	30.7	0	30.7
11 - 12	29.8	0	0	0	0	0	0	29.8	0	29.8
12 - 13	30.7	0	0	0	0	0	0	30.7	0	30.7
13 - 14	31.7	0	0	0	0	0	0	31.7	0	31.7
14 - 15	30.7	0	0	0	0	0	0	30.7	0	30.7
15 - 16	30.5	0	0	0	0	0	0	30.5	0	30.5
16 - 17	29.8	0	0	0	0	0	0	29.8	0	29.8
17 - 18	31.2	0	0	0	0	0	0	31.2	0	31.2
18 - 19	31.8	0	0	0	0	0	0	31.8	0	31.8
19 - 20	32.9	0	0	0	0	0	0	32.9	0	32.9
20 - 21	30	0	0	0	0	0	0	30	0	30
21 - 22	33.3	0	0	0	0	0	0	33.3	0	33.3
22 - 23	35	0	0	0	0	0	0	35	0	35
23 - 24	32.5	0	0	0	0	0	0	32.5	0	32.5
Totals	724.2	260.8	0	0	0	0	0			
% of Total	73.52%	26.48%	0%	0%	0%	0%	0%			

Incoming Weekly EightyFifthSpeeds  
Hall Lane coming from Long Stratton

from Wed-Oct-26-2022-02-00-AM to Wed-Feb-01-2023-02-59-PM

	23/01/2023	to	29/01/2023							
	Monday	Tuesday	Wednesday	Thursday	Friday	Saturday	Sunday	Week	Weekend	Week Day 85%
Hour	23/01/2023	24/01/2023	25/01/2023	26/01/2023	27/01/2023	28/01/2023	29/01/2023	Day Avg	Avg	Avg Speed
0 - 1	0	0	0	0	0	0	0	0	0	0
1 - 2	0	0	0	0	0	0	0	0	0	0
2 - 3	0	0	0	0	0	0	0	0	0	0
3 - 4	0	0	0	0	0	0	0	0	0	0
4 - 5	0	0	0	0	0	0	0	0	0	0
5 - 6	0	0	0	0	0	0	0	0	0	0
6 - 7	0	0	0	0	0	0	0	0	0	0
7 - 8	0	0	0	0	0	0	0	0	0	0
8 - 9	0	0	0	0	0	0	0	0	0	0
9 - 10	0	0	0	0	0	0	0	0	0	0
10 - 11	0	0	0	0	0	0	0	0	0	0
11 - 12	0	0	0	0	0	0	0	0	0	0
12 - 13	0	0	0	0	0	0	0	0	0	0
13 - 14	0	0	0	0	0	0	0	0	0	0
14 - 15	0	0	0	0	0	0	0	0	0	0
15 - 16	0	0	0	0	0	0	0	0	0	0
16 - 17	0	0	0	0	0	0	0	0	0	0
17 - 18	0	0	0	0	0	0	0	0	0	0
18 - 19	0	0	0	0	0	0	0	0	0	0
19 - 20	0	0	0	0	0	0	0	0	0	0
20 - 21	0	0	0	0	0	0	0	0	0	0
21 - 22	0	0	0	0	0	0	0	0	0	0
22 - 23	0	0	0	0	0	0	0	0	0	0
23 - 24	0	0	0	0	0	0	0	0	0	0
Totals	0	0	0	0	0	0	0			
% of Total	0%	0%	0%	0%	0%	0%	0%			

Incoming Weekly EightyFifthSpeeds  
Hall Lane coming from Long Stratton

from Wed-Oct-26-2022-02-00-AM to Wed-Feb-01-2023-02-59-PM

	30/01/2023	to	05/02/2023							
	Monday	Tuesday	Wednesday	Thursday	Friday	Saturday	Sunday	Week	Weekend	Week Day 85%
Hour	30/01/2023	31/01/2023	01/02/2023	02/02/2023	03/02/2023	04/02/2023	05/02/2023	Day Avg	Avg	Avg Speed
0 - 1	0	0	0	*	*	*	*	0	0	0
1 - 2	0	0	0	*	*	*	*	0	0	0
2 - 3	0	0	0	*	*	*	*	0	0	0
3 - 4	0	0	0	*	*	*	*	0	0	0
4 - 5	0	0	0	*	*	*	*	0	0	0
5 - 6	0	0	0	*	*	*	*	0	0	0
6 - 7	0	0	0	*	*	*	*	0	0	0
7 - 8	0	0	0	*	*	*	*	0	0	0
8 - 9	0	0	0	*	*	*	*	0	0	0
9 - 10	0	0	0	*	*	*	*	0	0	0
10 - 11	0	0	0	*	*	*	*	0	0	0
11 - 12	0	0	0	*	*	*	*	0	0	0
12 - 13	0	0	0	*	*	*	*	0	0	0
13 - 14	0	0	0	*	*	*	*	0	0	0
14 - 15	0	0	0	*	*	*	*	0	0	0
15 - 16	0	0	*	*	*	*	*	0	0	0
16 - 17	0	0	*	*	*	*	*	0	0	0
17 - 18	0	0	*	*	*	*	*	0	0	0
18 - 19	0	0	*	*	*	*	*	0	0	0
19 - 20	0	0	*	*	*	*	*	0	0	0
20 - 21	0	0	*	*	*	*	*	0	0	0
21 - 22	0	0	*	*	*	*	*	0	0	0
22 - 23	0	0	*	*	*	*	*	0	0	0
23 - 24	0	0	*	*	*	*	*	0	0	0
Totals	0	0	0	0	0	0	0			
% of Total	0%	0%	0%	0%	0%	0%	0%			

Incoming Monthly EightyFifthSpeeds  
Hall Lane coming from Long Stratton

from Wed-Oct-26-2022-02-00-AM to Wed-Feb-01-2023-02-59-PM

Hour	Oct 2022							Week Day Avg	Weekend Avg	Week Day 85% Avg Speed
	Monday	Tuesday	Wednesday	Thursday	Friday	Saturday	Sunday			
0 - 1	30	*	*	0	30	35	28.8	30	31.9	30
1 - 2	0	*	*	35	0	30	35	35	32.5	35
2 - 3	0	*	0	0	35	0	35	35	35	35
3 - 4	0	*	0	30	0	30	0	30	30	30
4 - 5	0	*	30	25	35	30	35	30	32.5	30
5 - 6	30	*	32.5	35	35	30	30	33.12	30	33.12
6 - 7	33.3	*	35	32.5	33.8	35	33.3	33.65	34.15	33.65
7 - 8	33.8	*	32.2	29.7	30.8	29.4	29	31.62	29.2	31.62
8 - 9	32.1	*	29.7	32.7	29.7	32.7	30	31.05	31.35	31.05
9 - 10	31.5	*	30.6	29.6	30.7	29.5	31	30.6	30.25	30.6
10 - 11	32.5	*	30.7	31.4	29.6	31.9	32.5	31.05	32.2	31.05
11 - 12	29.4	*	29.3	29.5	31.9	29.5	31.8	30.02	30.65	30.02
12 - 13	31.9	*	29.8	29.7	29.8	29.3	31.7	30.3	30.5	30.3
13 - 14	31.7	*	29.7	28.9	32.2	30	31	30.62	30.5	30.62
14 - 15	29.3	*	30	29.5	30	30.7	31.2	29.7	30.95	29.7
15 - 16	29.8	*	29.4	29.3	31	33.3	32.9	29.88	33.1	29.88
16 - 17	29.7	*	32.9	31.9	29.8	29.6	29.7	31.08	29.65	31.08
17 - 18	29.3	*	32.3	30.5	30.7	33	29.3	30.7	31.15	30.7
18 - 19	32.1	*	32.1	30.8	30	31.7	30	31.25	30.85	31.25
19 - 20	28.6	*	33.8	30	32.5	35	33.6	31.22	34.3	31.22
20 - 21	32	*	29.6	31.7	31.2	29.4	32.5	31.12	30.95	31.12
21 - 22	30	*	30	29	29.4	33	33.8	29.6	33.4	29.6
22 - 23	33.8	*	30	32.5	30	28.8	35	31.58	31.9	31.58
23 - 24	30	*	30	35	30	35	35	31.25	35	31.25

Incoming Monthly EightyFifthSpeeds  
Hall Lane coming from Long Stratton

from Wed-Oct-26-2022-02-00-AM to Wed-Feb-01-2023-02-59-PM

Hour	Nov 2022							Week Day Avg	Weekend Avg	Week Day 85% Avg Speed
	Monday	Tuesday	Wednesday	Thursday	Friday	Saturday	Sunday			
0 - 1	35	30	0	30	32.5	30	35	31.88	32.5	31.88
1 - 2	25	30	0	0	35	28.8	30	30	29.4	30
2 - 3	0	0	35	35	0	30	35	35	32.5	35
3 - 4	0	35	33.3	35	35	35	0	34.58	35	34.58
4 - 5	0	25	25	30	25	0	0	26.25	0	26.25
5 - 6	35	32.5	32.5	30	30	32.5	35	32	33.75	32
6 - 7	33.3	33.1	32.9	32.5	33.3	28.3	30	33.02	29.15	33.02
7 - 8	35	32	33.6	32.7	34.2	35	32.5	33.5	33.75	33.5
8 - 9	32.1	30.5	31.9	29.8	30	30	31.7	30.86	30.85	30.86
9 - 10	31.2	30.6	30	30.4	30	31	32.1	30.44	31.55	30.44
10 - 11	29.6	29.5	29.7	29.8	29.7	30.4	30.6	29.66	30.5	29.66
11 - 12	28.8	29.6	29.9	29.6	30	29.9	30.7	29.58	30.3	29.58
12 - 13	28.6	29.9	29.6	29.9	29.6	31.2	29.8	29.52	30.5	29.52
13 - 14	29.4	29.7	29.9	29.8	29.8	29.8	32.1	29.72	30.95	29.72
14 - 15	29.2	29.5	29.2	29.3	29.9	29.9	30	29.42	29.95	29.42
15 - 16	29.4	29.4	29.8	29.8	31	30	31	29.88	30.5	29.88
16 - 17	29.2	29.2	29.5	29.3	29.9	29.7	28.9	29.42	29.3	29.42
17 - 18	28.8	29.7	29.9	29.8	29.7	29.5	31	29.58	30.25	29.58
18 - 19	29.7	30.2	29.9	30	31.4	30.7	32	30.24	31.35	30.24
19 - 20	30	30.6	32.1	31.8	32	30.7	32.5	31.3	31.6	31.3
20 - 21	32.2	31.4	31.7	32.7	30.6	30	29.6	31.72	29.8	31.72
21 - 22	32.5	33.6	33.2	31.4	31.2	29.7	29.3	32.38	29.5	32.38
22 - 23	30	29.6	32.5	28.1	33.3	32.5	33.3	30.7	32.9	30.7
23 - 24	28.8	30	32.5	28.3	35	35	0	30.92	35	30.92

Incoming Monthly EightyFifthSpeeds  
Hall Lane coming from Long Stratton

from Wed-Oct-26-2022-02-00-AM to Wed-Feb-01-2023-02-59-PM

Hour	Dec 2022							Week Day Avg	Weekend Avg	Week Day 85% Avg Speed
	Monday	Tuesday	Wednesday	Thursday	Friday	Saturday	Sunday			
0 - 1	32.5	28.3	28.8	30	35	33.3	35	30.92	34.15	30.92
1 - 2	45	25	40	0	40	32.5	33.8	37.5	33.15	37.5
2 - 3	0	35	30	35	0	33.3	30	33.33	31.65	33.33
3 - 4	30	30	30	30	30	35	30	30	32.5	30
4 - 5	35	33.8	32.5	40	35	35	25	35.26	30	35.26
5 - 6	33.8	35	35	33.3	34.4	33	33.3	34.3	33.15	34.3
6 - 7	32.5	31.2	32.5	33.1	33.2	30	35	32.5	32.5	32.5
7 - 8	29.8	29.8	31	29.8	29.7	31.2	28.8	30.02	30	30.02
8 - 9	29.8	30.5	29.6	30	30.6	31	30	30.1	30.5	30.1
9 - 10	29.7	29.5	29.3	31	31.4	31.5	32.5	30.18	32	30.18
10 - 11	29.9	29.4	29.7	29.4	29.5	29.5	32.1	29.58	30.8	29.58
11 - 12	30.9	29.5	29.7	31.6	29.7	29.6	30.6	30.28	30.1	30.28
12 - 13	30.3	30.5	30	29.9	29.8	30.6	30.3	30.1	30.45	30.1
13 - 14	29.8	30.5	29.9	29.8	30	29.9	32.5	30	31.2	30
14 - 15	29.2	29.3	29.6	30.5	29.4	30.2	30.9	29.6	30.55	29.6
15 - 16	29.2	29.8	29.6	29.5	29.2	29.9	30.5	29.46	30.2	29.46
16 - 17	28.8	29.5	29.6	29.4	29.2	29.6	29.3	29.3	29.45	29.3
17 - 18	29.5	29.5	29.6	29.8	29.5	29.9	32.3	29.58	31.1	29.58
18 - 19	29.9	29.5	29.5	29.1	29.7	29.4	29.4	29.54	29.4	29.54
19 - 20	30.6	31.7	30.8	30.6	30.8	31.4	33.2	30.9	32.3	30.9
20 - 21	32.5	31.8	30	32.1	30.3	32.5	31	31.34	31.75	31.34
21 - 22	31.2	32.5	32.8	29.2	31.8	31.7	29.6	31.5	30.65	31.5
22 - 23	31.7	30	29.8	32.1	33.2	31.2	31.7	31.36	31.45	31.36
23 - 24	33.6	36.7	31.7	33	30.8	32.5	37.5	33.16	35	33.16

Incoming Monthly EightyFifthSpeeds  
Hall Lane coming from Long Stratton

from Wed-Oct-26-2022-02-00-AM to Wed-Feb-01-2023-02-59-PM

Hour	Jan 2023							Week Day Avg	Weekend Avg	Week Day 85% Avg Speed
	Monday	Tuesday	Wednesday	Thursday	Friday	Saturday	Sunday			
0 - 1	34	30	35	35	28.3	35	25	32.46	30	32.46
1 - 2	33.3	30	35	30	0	0	34	32.08	34	32.08
2 - 3	30	0	0	0	0	0	35	30	35	30
3 - 4	30	30	0	0	0	30	30	30	30	30
4 - 5	40	35	33.3	35	35	35	33.3	35.66	34.15	35.66
5 - 6	38	37.5	35	34	33.3	35	35	35.56	35	35.56
6 - 7	34.2	35	34.2	33.1	36.7	33.3	40	34.64	36.65	34.64
7 - 8	33.4	30.4	33.2	33	32.5	29.5	30	32.5	29.75	32.5
8 - 9	29.7	30.8	32	30	29.5	32.5	32.9	30.4	32.7	30.4
9 - 10	32.8	29.8	32.4	32	32.7	31.7	33.2	31.94	32.45	31.94
10 - 11	29.7	30	30.6	30	31.3	31.7	32.2	30.32	31.95	30.32
11 - 12	30.3	30	29.8	29.7	30.8	31.9	31.7	30.12	31.8	30.12
12 - 13	31.2	29.8	29.9	30.7	29.5	30.3	31.7	30.22	31	30.22
13 - 14	31.8	30.9	29.4	31.9	31.1	30.9	31.7	31.02	31.3	31.02
14 - 15	31.1	29.6	31.9	29.9	29.9	32.2	32	30.48	32.1	30.48
15 - 16	30.2	29.1	30.3	31.7	30.4	30	29.8	30.34	29.9	30.34
16 - 17	30.2	29.8	29.6	29.8	30	29.8	31.1	29.88	30.45	29.88
17 - 18	31.2	30.8	30.6	31.2	31.1	31.2	33.9	30.98	32.55	30.98
18 - 19	31.7	30	31.4	30.8	31.2	31.9	30	31.02	30.95	31.02
19 - 20	31.5	32	31.7	32.9	32.8	33.1	34.4	32.18	33.75	32.18
20 - 21	32	33.8	34	32.7	33.3	32.5	31	33.16	31.75	33.16
21 - 22	33.7	35	32.3	35	31.7	30	32.5	33.54	31.25	33.54
22 - 23	33.3	31.7	33.3	34	33.3	30	33.3	33.12	31.65	33.12
23 - 24	33.8	32.5	40	33.3	34.3	31.7	35	34.78	33.35	34.78



Hour	Feb 2023							Week Day Avg	Weekend Avg	Week Day 85% Avg Speed
	Monday	Tuesday	Wednesday	Thursday	Friday	Saturday	Sunday			
0 - 1	*	*	0	*	*	*	*	0	0	0
1 - 2	*	*	0	*	*	*	*	0	0	0
2 - 3	*	*	0	*	*	*	*	0	0	0
3 - 4	*	*	0	*	*	*	*	0	0	0
4 - 5	*	*	0	*	*	*	*	0	0	0
5 - 6	*	*	0	*	*	*	*	0	0	0
6 - 7	*	*	0	*	*	*	*	0	0	0
7 - 8	*	*	0	*	*	*	*	0	0	0
8 - 9	*	*	0	*	*	*	*	0	0	0
9 - 10	*	*	0	*	*	*	*	0	0	0
10 - 11	*	*	0	*	*	*	*	0	0	0
11 - 12	*	*	0	*	*	*	*	0	0	0
12 - 13	*	*	0	*	*	*	*	0	0	0
13 - 14	*	*	0	*	*	*	*	0	0	0
14 - 15	*	*	0	*	*	*	*	0	0	0
15 - 16	*	*	*	*	*	*	*	0	0	0
16 - 17	*	*	*	*	*	*	*	0	0	0
17 - 18	*	*	*	*	*	*	*	0	0	0
18 - 19	*	*	*	*	*	*	*	0	0	0
19 - 20	*	*	*	*	*	*	*	0	0	0
20 - 21	*	*	*	*	*	*	*	0	0	0
21 - 22	*	*	*	*	*	*	*	0	0	0
22 - 23	*	*	*	*	*	*	*	0	0	0
23 - 24	*	*	*	*	*	*	*	0	0	0

## Summary of Violators

Hall Lane coming from Long Stratton

from Wed-Oct-26-2022-02-00-AM to Wed-Feb-01-2023-02-59-PM

Starting Hour	Count	Average Speed of all Traffic	Violator Counts	Average Speed of Violators
00:00:00	0	N/A	N/A	N/A
01:00:00	0	N/A	N/A	N/A
02:00:00	0	N/A	N/A	N/A
03:00:00	0	N/A	N/A	N/A
04:00:00	1	27.5	0	0.0
05:00:00	4	30.0	2	32.5
06:00:00	18	26.7	8	35.0
07:00:00	47	14.9	12	33.3
08:00:00	58	12.0	7	32.5
09:00:00	47	14.3	8	32.5
10:00:00	42	17.9	8	32.5
11:00:00	42	14.0	3	32.5
12:00:00	36	12.8	2	32.5
13:00:00	36	14.3	6	32.5
14:00:00	42	15.0	7	33.2
15:00:00	37	13.9	3	32.5
16:00:00	43	14.0	13	32.9
17:00:00	53	15.3	14	33.2
18:00:00	40	15.6	8	33.8
19:00:00	19	23.7	6	34.2
20:00:00	22	19.8	3	34.2
21:00:00	4	26.3	0	0.0
22:00:00	7	26.1	1	32.5
23:00:00	3	25.8	0	0.0
00:00:00	0	N/A	N/A	N/A
01:00:00	1	32.5	1	32.5
02:00:00	0	N/A	N/A	N/A
03:00:00	1	27.5	0	0.0
04:00:00	1	22.5	0	0.0
05:00:00	2	32.5	2	32.5
06:00:00	24	20.8	4	33.8
07:00:00	45	13.2	7	33.2
08:00:00	45	15.7	12	32.9
09:00:00	55	12.9	6	32.5
10:00:00	54	13.2	9	32.5
11:00:00	36	13.8	6	32.5
12:00:00	40	16.6	5	32.5
13:00:00	32	13.4	0	0.0
14:00:00	35	16.6	4	33.8
15:00:00	49	12.7	3	32.5
16:00:00	44	16.6	8	33.8
17:00:00	71	11.5	13	32.9
18:00:00	40	15.5	7	33.2
19:00:00	20	20.9	3	32.5
20:00:00	15	20.5	3	32.5
21:00:00	11	19.5	0	0.0
22:00:00	6	22.9	1	32.5
23:00:00	3	30.8	2	32.5

## Summary of Violators

Hall Lane coming from Long Stratton

from Wed-Oct-26-2022-02-00-AM to Wed-Feb-01-2023-02-59-PM

00:00:00	0	N/A	N/A	N/A
01:00:00	1	27.5	0	0.0
02:00:00	1	32.5	1	32.5
03:00:00	0	N/A	N/A	N/A
04:00:00	2	32.5	2	32.5
05:00:00	7	28.9	3	34.2
06:00:00	19	23.0	8	33.1
07:00:00	36	16.0	7	32.5
08:00:00	33	12.9	3	34.2
09:00:00	48	14.2	9	32.5
10:00:00	47	13.6	5	33.5
11:00:00	51	15.0	11	33.4
12:00:00	36	17.4	4	32.5
13:00:00	32	16.3	9	32.5
14:00:00	65	11.7	9	32.5
15:00:00	50	13.4	10	32.5
16:00:00	44	15.9	7	32.5
17:00:00	54	14.6	7	33.2
18:00:00	54	14.2	9	34.2
19:00:00	24	17.8	5	35.5
20:00:00	18	18.9	4	32.5
21:00:00	14	23.8	1	37.5
22:00:00	2	22.5	0	0.0
23:00:00	1	27.5	0	0.0
00:00:00	4	28.8	1	32.5
01:00:00	2	27.5	0	0.0
02:00:00	0	N/A	N/A	N/A
03:00:00	1	27.5	0	0.0
04:00:00	5	23.0	1	32.5
05:00:00	1	27.5	0	0.0
06:00:00	7	25.0	2	35.0
07:00:00	9	21.4	1	32.5
08:00:00	42	17.9	12	33.3
09:00:00	56	12.7	5	32.5
10:00:00	52	13.6	10	33.0
11:00:00	75	10.8	11	32.5
12:00:00	65	10.4	4	33.8
13:00:00	62	13.0	10	33.0
14:00:00	48	16.5	6	33.3
15:00:00	33	16.9	13	32.9
16:00:00	36	18.4	6	33.3
17:00:00	33	16.8	6	35.0
18:00:00	39	15.8	9	33.6
19:00:00	12	20.8	5	33.5
20:00:00	10	20.5	0	0.0
21:00:00	18	20.4	6	32.5
22:00:00	5	26.5	0	0.0
23:00:00	7	25.7	3	34.2
00:00:00	5	26.5	0	0.0

## Summary of Violators

Hall Lane coming from Long Stratton

from Wed-Oct-26-2022-02-00-AM to Wed-Feb-01-2023-02-59-PM

01:00:00	2	25.0	1	32.5
02:00:00	1	32.5	1	32.5
03:00:00	0	N/A	N/A	N/A
04:00:00	1	32.5	1	32.5
05:00:00	1	27.5	0	0.0
06:00:00	5	30.5	3	32.5
07:00:00	6	21.3	0	0.0
08:00:00	7	24.3	1	32.5
09:00:00	19	20.9	4	32.5
10:00:00	31	19.0	8	33.8
11:00:00	46	12.9	10	32.5
12:00:00	74	12.0	17	32.8
13:00:00	29	18.3	5	32.5
14:00:00	38	13.9	9	32.5
15:00:00	30	15.6	7	33.2
16:00:00	33	14.5	4	32.5
17:00:00	37	14.3	3	32.5
18:00:00	35	14.4	5	34.5
19:00:00	13	22.7	7	32.5
20:00:00	14	28.6	4	35.0
21:00:00	12	17.5	2	32.5
22:00:00	5	24.0	3	32.5
23:00:00	1	32.5	1	32.5
00:00:00	1	27.5	0	0.0
01:00:00	0	N/A	N/A	N/A
02:00:00	0	N/A	N/A	N/A
03:00:00	0	N/A	N/A	N/A
04:00:00	0	N/A	N/A	N/A
05:00:00	3	25.8	0	0.0
06:00:00	5	20.0	3	32.5
07:00:00	22	23.3	9	33.6
08:00:00	54	13.7	13	32.5
09:00:00	44	15.7	11	33.0
10:00:00	43	15.5	13	32.9
11:00:00	46	12.1	4	32.5
12:00:00	36	19.0	7	32.5
13:00:00	33	17.5	9	32.5
14:00:00	47	12.6	4	32.5
15:00:00	43	14.7	6	32.5
16:00:00	59	12.6	7	32.5
17:00:00	65	9.5	4	32.5
18:00:00	67	13.5	13	33.3
19:00:00	35	14.1	2	35.0
20:00:00	30	19.6	6	33.3
21:00:00	13	18.3	2	32.5
22:00:00	7	21.8	4	32.5
23:00:00	5	23.0	1	32.5
00:00:00	2	27.5	1	32.5
01:00:00	0	N/A	N/A	N/A

## Summary of Violators

Hall Lane coming from Long Stratton

from Wed-Oct-26-2022-02-00-AM to Wed-Feb-01-2023-02-59-PM

02:00:00	0	N/A	N/A	N/A
03:00:00	1	27.5	0	0.0
04:00:00	0	N/A	N/A	N/A
05:00:00	3	27.5	1	32.5
06:00:00	7	27.5	2	32.5
07:00:00	27	19.4	6	33.3
08:00:00	68	9.2	15	32.5
09:00:00	62	12.5	12	32.5
10:00:00	61	10.7	5	33.5
11:00:00	38	18.8	5	33.5
12:00:00	35	15.4	3	32.5
13:00:00	33	18.6	6	33.3
14:00:00	46	12.7	3	32.5
15:00:00	38	14.9	3	32.5
16:00:00	53	11.4	2	32.5
17:00:00	54	14.5	11	33.4
18:00:00	69	11.8	9	32.5
19:00:00	31	14.9	6	33.3
20:00:00	26	17.3	4	33.8
21:00:00	18	14.0	4	33.8
22:00:00	6	26.7	0	0.0
23:00:00	3	25.8	0	0.0
00:00:00	0	N/A	N/A	N/A
01:00:00	0	N/A	N/A	N/A
02:00:00	0	N/A	N/A	N/A
03:00:00	1	32.5	1	32.5
04:00:00	0	N/A	N/A	N/A
05:00:00	2	27.5	1	32.5
06:00:00	10	20.8	6	32.5
07:00:00	24	18.3	5	34.5
08:00:00	54	14.0	12	32.5
09:00:00	77	10.1	9	32.5
10:00:00	67	11.5	8	33.1
11:00:00	51	13.1	7	32.5
12:00:00	32	14.4	2	35.0
13:00:00	43	14.9	6	32.5
14:00:00	34	18.8	5	32.5
15:00:00	39	14.2	7	32.5
16:00:00	71	10.6	7	32.5
17:00:00	58	13.2	8	32.5
18:00:00	60	12.4	9	32.5
19:00:00	40	17.4	10	34.0
20:00:00	23	22.7	7	33.2
21:00:00	11	25.9	4	32.5
22:00:00	11	25.2	7	33.2
23:00:00	5	24.0	2	32.5
00:00:00	2	25.0	1	32.5
01:00:00	0	N/A	N/A	N/A
02:00:00	0	N/A	N/A	N/A

## Summary of Violators

Hall Lane coming from Long Stratton

from Wed-Oct-26-2022-02-00-AM to Wed-Feb-01-2023-02-59-PM

03:00:00	1	32.5	1	32.5
04:00:00	0	N/A	N/A	N/A
05:00:00	3	19.2	0	0.0
06:00:00	2	27.5	0	0.0
07:00:00	20	25.0	6	33.3
08:00:00	43	16.5	9	32.5
09:00:00	69	10.5	5	32.5
10:00:00	52	15.0	8	32.5
11:00:00	34	14.3	4	32.5
12:00:00	45	14.8	7	32.5
13:00:00	36	16.5	5	32.5
14:00:00	46	11.7	1	32.5
15:00:00	45	13.4	6	32.5
16:00:00	56	10.8	2	32.5
17:00:00	60	13.0	7	32.5
18:00:00	62	12.1	8	32.5
19:00:00	45	13.6	7	32.5
20:00:00	12	21.5	4	32.5
21:00:00	15	17.8	2	35.0
22:00:00	11	16.1	0	0.0
23:00:00	15	14.0	0	0.0
00:00:00	3	15.0	0	0.0
01:00:00	1	22.5	0	0.0
02:00:00	0	N/A	N/A	N/A
03:00:00	0	N/A	N/A	N/A
04:00:00	1	22.5	0	0.0
05:00:00	0	N/A	N/A	N/A
06:00:00	3	27.5	1	32.5
07:00:00	20	20.3	6	34.2
08:00:00	46	11.8	9	32.5
09:00:00	56	13.3	11	32.5
10:00:00	64	11.4	5	33.5
11:00:00	53	13.5	8	32.5
12:00:00	44	15.6	4	32.5
13:00:00	30	16.1	4	32.5
14:00:00	37	15.5	4	32.5
15:00:00	49	15.1	12	32.5
16:00:00	73	11.1	11	32.5
17:00:00	74	9.5	9	32.5
18:00:00	48	15.6	12	32.5
19:00:00	26	20.3	8	33.1
20:00:00	26	21.7	6	32.5
21:00:00	16	20.3	3	35.8
22:00:00	12	23.8	4	32.5
23:00:00	5	29.5	1	37.5
00:00:00	5	22.0	0	0.0
01:00:00	1	12.5	0	0.0
02:00:00	4	25.0	1	32.5
03:00:00	1	32.5	1	32.5

## Summary of Violators

Hall Lane coming from Long Stratton

from Wed-Oct-26-2022-02-00-AM to Wed-Feb-01-2023-02-59-PM

04:00:00	0	N/A	N/A	N/A
05:00:00	3	30.8	2	32.5
06:00:00	1	27.5	0	0.0
07:00:00	7	25.0	2	35.0
08:00:00	9	18.3	2	35.0
09:00:00	28	18.1	6	33.3
10:00:00	50	12.6	9	33.1
11:00:00	56	12.5	10	33.0
12:00:00	52	12.7	10	32.5
13:00:00	45	12.3	5	32.5
14:00:00	41	12.1	4	32.5
15:00:00	40	16.0	8	32.5
16:00:00	32	15.4	3	32.5
17:00:00	30	12.2	1	32.5
18:00:00	31	19.5	7	32.5
19:00:00	23	17.9	6	32.5
20:00:00	18	20.4	4	33.8
21:00:00	17	17.2	1	32.5
22:00:00	9	22.5	4	32.5
23:00:00	5	30.5	3	34.2
00:00:00	4	31.3	2	35.0
01:00:00	2	22.5	0	0.0
02:00:00	1	32.5	1	32.5
03:00:00	0	N/A	N/A	N/A
04:00:00	0	N/A	N/A	N/A
05:00:00	1	32.5	1	32.5
06:00:00	2	25.0	0	0.0
07:00:00	2	30.0	1	32.5
08:00:00	1	32.5	1	32.5
09:00:00	9	27.5	1	32.5
10:00:00	23	17.7	3	32.5
11:00:00	33	15.8	8	33.1
12:00:00	36	16.7	5	32.5
13:00:00	34	18.4	9	33.6
14:00:00	32	18.0	6	34.2
15:00:00	32	16.7	5	34.5
16:00:00	27	15.6	2	35.0
17:00:00	16	19.5	3	32.5
18:00:00	32	20.4	7	33.9
19:00:00	15	16.5	4	32.5
20:00:00	15	22.2	2	32.5
21:00:00	8	23.4	1	32.5
22:00:00	9	29.2	3	34.2
23:00:00	0	N/A	N/A	N/A
00:00:00	3	27.5	1	32.5
01:00:00	1	22.5	0	0.0
02:00:00	0	N/A	N/A	N/A
03:00:00	0	N/A	N/A	N/A
04:00:00	0	N/A	N/A	N/A

## Summary of Violators

Hall Lane coming from Long Stratton

from Wed-Oct-26-2022-02-00-AM to Wed-Feb-01-2023-02-59-PM

05:00:00	1	37.5	1	37.5
06:00:00	5	29.5	2	32.5
07:00:00	20	16.1	2	37.5
08:00:00	61	12.7	15	32.5
09:00:00	49	14.6	10	33.0
10:00:00	56	13.9	7	33.2
11:00:00	46	14.5	4	33.8
12:00:00	34	14.3	0	0.0
13:00:00	37	15.7	4	32.5
14:00:00	40	12.2	1	37.5
15:00:00	43	14.1	4	32.5
16:00:00	49	14.7	4	32.5
17:00:00	62	11.7	3	32.5
18:00:00	53	12.2	5	32.5
19:00:00	28	18.6	6	34.2
20:00:00	17	22.1	5	32.5
21:00:00	11	24.1	2	32.5
22:00:00	7	27.5	2	32.5
23:00:00	3	16.7	0	0.0
00:00:00	2	27.5	0	0.0
01:00:00	0	N/A	N/A	N/A
02:00:00	0	N/A	N/A	N/A
03:00:00	1	27.5	0	0.0
04:00:00	0	N/A	N/A	N/A
05:00:00	0	N/A	N/A	N/A
06:00:00	3	30.8	2	32.5
07:00:00	22	18.3	5	33.5
08:00:00	64	11.5	11	32.5
09:00:00	74	11.3	15	32.5
10:00:00	46	13.4	5	32.5
11:00:00	36	15.7	3	32.5
12:00:00	30	19.5	5	32.5
13:00:00	35	15.4	3	32.5
14:00:00	34	15.1	3	32.5
15:00:00	43	13.4	1	32.5
16:00:00	62	12.3	5	32.5
17:00:00	50	14.3	4	32.5
18:00:00	49	11.9	5	32.5
19:00:00	37	15.8	5	32.5
20:00:00	17	20.3	4	33.8
21:00:00	15	21.0	2	32.5
22:00:00	6	23.8	1	32.5
23:00:00	1	27.5	0	0.0
00:00:00	1	27.5	0	0.0
01:00:00	0	N/A	N/A	N/A
02:00:00	1	32.5	1	32.5
03:00:00	2	32.5	2	32.5
04:00:00	0	N/A	N/A	N/A
05:00:00	0	N/A	N/A	N/A



## Summary of Violators

Hall Lane coming from Long Stratton

from Wed-Oct-26-2022-02-00-AM to Wed-Feb-01-2023-02-59-PM

06:00:00	5	30.5	2	35.0
07:00:00	20	24.5	9	34.2
08:00:00	45	14.9	12	32.5
09:00:00	58	11.3	7	32.5
10:00:00	40	12.9	5	32.5
11:00:00	35	15.2	4	33.8
12:00:00	37	15.3	6	33.3
13:00:00	40	14.9	5	33.5
14:00:00	48	13.7	5	32.5
15:00:00	35	15.3	5	33.5
16:00:00	35	14.9	5	32.5
17:00:00	53	13.1	7	33.2
18:00:00	47	15.2	6	32.5
19:00:00	38	15.1	6	34.2
20:00:00	18	15.7	1	32.5
21:00:00	15	21.3	2	32.5
22:00:00	13	19.0	2	35.0
23:00:00	7	24.3	1	32.5
00:00:00	1	37.5	1	37.5
01:00:00	0	N/A	N/A	N/A
02:00:00	1	32.5	1	32.5
03:00:00	0	N/A	N/A	N/A
04:00:00	0	N/A	N/A	N/A
05:00:00	2	30.0	1	32.5
06:00:00	3	29.2	1	32.5
07:00:00	16	21.9	3	35.8
08:00:00	53	12.3	7	32.5
09:00:00	58	13.1	9	33.1
10:00:00	55	10.3	4	32.5
11:00:00	41	13.4	2	32.5
12:00:00	42	14.9	4	32.5
13:00:00	37	13.6	3	32.5
14:00:00	41	12.6	3	32.5
15:00:00	40	16.4	3	34.2
16:00:00	57	11.7	3	32.5
17:00:00	55	13.4	5	32.5
18:00:00	61	13.4	6	34.2
19:00:00	27	21.7	13	33.3
20:00:00	25	19.6	4	33.8
21:00:00	17	23.1	3	32.5
22:00:00	7	23.2	0	0.0
23:00:00	5	19.0	0	0.0
00:00:00	1	27.5	0	0.0
01:00:00	2	30.0	1	32.5
02:00:00	0	N/A	N/A	N/A
03:00:00	1	32.5	1	32.5
04:00:00	0	N/A	N/A	N/A
05:00:00	1	27.5	0	0.0
06:00:00	3	29.2	2	32.5

## Summary of Violators

Hall Lane coming from Long Stratton

from Wed-Oct-26-2022-02-00-AM to Wed-Feb-01-2023-02-59-PM

07:00:00	12	22.5	4	33.8
08:00:00	41	13.5	9	33.6
09:00:00	61	12.4	7	33.2
10:00:00	56	13.2	8	33.1
11:00:00	52	11.5	6	32.5
12:00:00	49	15.5	8	33.1
13:00:00	41	14.8	4	32.5
14:00:00	52	13.9	8	32.5
15:00:00	53	13.0	7	32.5
16:00:00	58	12.2	6	32.5
17:00:00	54	13.2	7	32.5
18:00:00	70	10.7	9	33.6
19:00:00	34	14.6	7	33.2
20:00:00	18	20.1	3	32.5
21:00:00	21	19.5	2	32.5
22:00:00	10	23.5	2	37.5
23:00:00	4	28.8	1	32.5
00:00:00	4	25.0	1	32.5
01:00:00	4	20.6	0	0.0
02:00:00	0	N/A	N/A	N/A
03:00:00	1	32.5	1	32.5
04:00:00	0	N/A	N/A	N/A
05:00:00	3	25.8	0	0.0
06:00:00	1	27.5	0	0.0
07:00:00	11	25.5	4	33.8
08:00:00	11	18.6	0	0.0
09:00:00	31	16.0	5	32.5
10:00:00	39	16.3	5	32.5
11:00:00	58	12.9	8	32.5
12:00:00	48	14.3	9	32.5
13:00:00	43	16.2	7	32.5
14:00:00	53	14.2	8	33.1
15:00:00	32	17.5	4	32.5
16:00:00	34	16.0	5	32.5
17:00:00	28	21.4	5	35.5
18:00:00	47	12.7	5	32.5
19:00:00	27	15.7	3	32.5
20:00:00	19	18.6	3	34.2
21:00:00	9	28.1	2	37.5
22:00:00	8	22.8	0	0.0
23:00:00	8	25.9	3	34.2
00:00:00	4	21.9	1	32.5
01:00:00	0	N/A	N/A	N/A
02:00:00	0	N/A	N/A	N/A
03:00:00	0	N/A	N/A	N/A
04:00:00	0	N/A	N/A	N/A
05:00:00	1	32.5	1	32.5
06:00:00	1	37.5	1	37.5
07:00:00	3	29.2	1	32.5

## Summary of Violators

Hall Lane coming from Long Stratton

from Wed-Oct-26-2022-02-00-AM to Wed-Feb-01-2023-02-59-PM

08:00:00	10	20.3	2	32.5
09:00:00	17	20.1	3	32.5
10:00:00	30	17.8	9	33.1
11:00:00	54	12.0	6	32.5
12:00:00	33	15.2	3	32.5
13:00:00	41	17.6	9	33.1
14:00:00	36	16.3	6	35.0
15:00:00	18	21.9	3	34.2
16:00:00	32	13.0	0	0.0
17:00:00	38	15.7	8	33.1
18:00:00	28	18.8	6	35.0
19:00:00	18	20.6	3	32.5
20:00:00	6	17.5	0	0.0
21:00:00	15	16.5	1	37.5
22:00:00	5	24.5	1	32.5
23:00:00	0	N/A	N/A	N/A
00:00:00	0	N/A	N/A	N/A
01:00:00	0	N/A	N/A	N/A
02:00:00	0	N/A	N/A	N/A
03:00:00	0	N/A	N/A	N/A
04:00:00	0	N/A	N/A	N/A
05:00:00	3	30.8	2	32.5
06:00:00	3	29.2	1	32.5
07:00:00	18	28.8	10	35.0
08:00:00	57	13.2	16	32.5
09:00:00	66	11.2	11	32.5
10:00:00	52	13.7	5	32.5
11:00:00	37	14.9	1	32.5
12:00:00	29	18.5	3	32.5
13:00:00	39	12.7	2	37.5
14:00:00	46	14.7	4	32.5
15:00:00	38	17.3	5	32.5
16:00:00	55	12.8	6	32.5
17:00:00	64	11.2	3	32.5
18:00:00	48	14.0	6	33.3
19:00:00	18	16.0	1	32.5
20:00:00	16	20.6	3	32.5
21:00:00	7	25.0	3	32.5
22:00:00	4	27.5	0	0.0
23:00:00	8	19.4	1	32.5
00:00:00	1	17.5	0	0.0
01:00:00	1	27.5	0	0.0
02:00:00	0	N/A	N/A	N/A
03:00:00	1	32.5	1	32.5
04:00:00	0	N/A	N/A	N/A
05:00:00	2	27.5	1	32.5
06:00:00	6	27.5	3	32.5
07:00:00	17	23.5	5	33.5
08:00:00	67	11.1	8	33.1

## Summary of Violators

Hall Lane coming from Long Stratton

from Wed-Oct-26-2022-02-00-AM to Wed-Feb-01-2023-02-59-PM

09:00:00	48	11.4	5	32.5
10:00:00	49	12.7	4	32.5
11:00:00	33	14.8	3	32.5
12:00:00	38	13.8	6	32.5
13:00:00	43	14.2	6	32.5
14:00:00	30	14.3	3	35.8
15:00:00	32	16.1	5	33.5
16:00:00	35	17.4	5	32.5
17:00:00	37	14.3	3	32.5
18:00:00	52	14.6	7	32.5
19:00:00	39	15.2	10	33.5
20:00:00	23	21.7	5	34.5
21:00:00	11	24.8	5	34.5
22:00:00	7	26.8	1	32.5
23:00:00	4	30.0	2	32.5
00:00:00	2	13.8	0	0.0
01:00:00	0	N/A	N/A	N/A
02:00:00	0	N/A	N/A	N/A
03:00:00	1	27.5	0	0.0
04:00:00	0	N/A	N/A	N/A
05:00:00	3	22.5	1	32.5
06:00:00	12	21.3	0	0.0
07:00:00	25	21.4	5	34.5
08:00:00	54	13.3	14	32.9
09:00:00	71	10.4	14	32.9
10:00:00	50	11.7	5	33.5
11:00:00	38	14.9	6	32.5
12:00:00	25	15.5	1	37.5
13:00:00	37	15.7	3	32.5
14:00:00	38	13.9	3	32.5
15:00:00	39	13.4	2	32.5
16:00:00	56	12.1	4	32.5
17:00:00	48	14.3	6	32.5
18:00:00	48	16.3	8	33.8
19:00:00	34	14.9	6	33.3
20:00:00	19	22.5	4	32.5
21:00:00	15	24.0	6	33.3
22:00:00	11	22.0	2	32.5
23:00:00	5	27.5	1	32.5
00:00:00	3	27.5	0	0.0
01:00:00	0	N/A	N/A	N/A
02:00:00	0	N/A	N/A	N/A
03:00:00	1	27.5	0	0.0
04:00:00	1	27.5	0	0.0
05:00:00	1	22.5	0	0.0
06:00:00	5	28.5	2	32.5
07:00:00	20	23.0	5	33.5
08:00:00	51	13.0	6	32.5
09:00:00	64	12.5	13	33.3

## Summary of Violators

Hall Lane coming from Long Stratton

from Wed-Oct-26-2022-02-00-AM to Wed-Feb-01-2023-02-59-PM

10:00:00	50	13.5	9	32.5
11:00:00	41	15.5	7	32.5
12:00:00	41	15.8	7	32.5
13:00:00	25	18.7	5	33.5
14:00:00	54	13.5	5	32.5
15:00:00	35	16.6	5	32.5
16:00:00	44	16.4	6	32.5
17:00:00	44	16.1	10	34.0
18:00:00	42	14.2	6	32.5
19:00:00	33	19.8	7	33.2
20:00:00	19	18.4	5	35.5
21:00:00	11	25.0	3	32.5
22:00:00	8	25.3	2	32.5
23:00:00	5	27.5	2	32.5
00:00:00	4	23.1	2	32.5
01:00:00	0	N/A	N/A	N/A
02:00:00	0	N/A	N/A	N/A
03:00:00	1	32.5	1	32.5
04:00:00	0	N/A	N/A	N/A
05:00:00	2	25.0	0	0.0
06:00:00	7	29.6	3	34.2
07:00:00	16	23.9	6	35.0
08:00:00	34	13.2	3	32.5
09:00:00	0	N/A	N/A	N/A
10:00:00	0	N/A	N/A	N/A
11:00:00	0	N/A	N/A	N/A
12:00:00	0	N/A	N/A	N/A
13:00:00	0	N/A	N/A	N/A
14:00:00	0	N/A	N/A	N/A
15:00:00	0	N/A	N/A	N/A
16:00:00	0	N/A	N/A	N/A
17:00:00	0	N/A	N/A	N/A
18:00:00	0	N/A	N/A	N/A
19:00:00	0	N/A	N/A	N/A
20:00:00	0	N/A	N/A	N/A
21:00:00	0	N/A	N/A	N/A
22:00:00	0	N/A	N/A	N/A
23:00:00	0	N/A	N/A	N/A
00:00:00	0	N/A	N/A	N/A
01:00:00	0	N/A	N/A	N/A
02:00:00	0	N/A	N/A	N/A
03:00:00	0	N/A	N/A	N/A
04:00:00	0	N/A	N/A	N/A
05:00:00	0	N/A	N/A	N/A
06:00:00	0	N/A	N/A	N/A
07:00:00	0	N/A	N/A	N/A
08:00:00	0	N/A	N/A	N/A
09:00:00	0	N/A	N/A	N/A
10:00:00	0	N/A	N/A	N/A

## Summary of Violators

Hall Lane coming from Long Stratton

from Wed-Oct-26-2022-02-00-AM to Wed-Feb-01-2023-02-59-PM

11:00:00	0	N/A	N/A	N/A
12:00:00	0	N/A	N/A	N/A
13:00:00	0	N/A	N/A	N/A
14:00:00	0	N/A	N/A	N/A
15:00:00	0	N/A	N/A	N/A
16:00:00	0	N/A	N/A	N/A
17:00:00	0	N/A	N/A	N/A
18:00:00	0	N/A	N/A	N/A
19:00:00	0	N/A	N/A	N/A
20:00:00	0	N/A	N/A	N/A
21:00:00	0	N/A	N/A	N/A
22:00:00	0	N/A	N/A	N/A
23:00:00	0	N/A	N/A	N/A
00:00:00	0	N/A	N/A	N/A
01:00:00	0	N/A	N/A	N/A
02:00:00	0	N/A	N/A	N/A
03:00:00	0	N/A	N/A	N/A
04:00:00	0	N/A	N/A	N/A
05:00:00	0	N/A	N/A	N/A
06:00:00	0	N/A	N/A	N/A
07:00:00	0	N/A	N/A	N/A
08:00:00	0	N/A	N/A	N/A
09:00:00	0	N/A	N/A	N/A
10:00:00	0	N/A	N/A	N/A
11:00:00	0	N/A	N/A	N/A
12:00:00	0	N/A	N/A	N/A
13:00:00	0	N/A	N/A	N/A
14:00:00	0	N/A	N/A	N/A
15:00:00	0	N/A	N/A	N/A
16:00:00	0	N/A	N/A	N/A
17:00:00	0	N/A	N/A	N/A
18:00:00	0	N/A	N/A	N/A
19:00:00	0	N/A	N/A	N/A
20:00:00	0	N/A	N/A	N/A
21:00:00	0	N/A	N/A	N/A
22:00:00	0	N/A	N/A	N/A
23:00:00	0	N/A	N/A	N/A
00:00:00	0	N/A	N/A	N/A
01:00:00	0	N/A	N/A	N/A
02:00:00	0	N/A	N/A	N/A
03:00:00	0	N/A	N/A	N/A
04:00:00	0	N/A	N/A	N/A
05:00:00	0	N/A	N/A	N/A
06:00:00	0	N/A	N/A	N/A
07:00:00	0	N/A	N/A	N/A
08:00:00	0	N/A	N/A	N/A
09:00:00	0	N/A	N/A	N/A
10:00:00	0	N/A	N/A	N/A
11:00:00	0	N/A	N/A	N/A

## Summary of Violators

Hall Lane coming from Long Stratton

from Wed-Oct-26-2022-02-00-AM to Wed-Feb-01-2023-02-59-PM

12:00:00	0	N/A	N/A	N/A
13:00:00	0	N/A	N/A	N/A
14:00:00	0	N/A	N/A	N/A
15:00:00	0	N/A	N/A	N/A
16:00:00	0	N/A	N/A	N/A
17:00:00	0	N/A	N/A	N/A
18:00:00	0	N/A	N/A	N/A
19:00:00	0	N/A	N/A	N/A
20:00:00	0	N/A	N/A	N/A
21:00:00	0	N/A	N/A	N/A
22:00:00	0	N/A	N/A	N/A
23:00:00	0	N/A	N/A	N/A
00:00:00	0	N/A	N/A	N/A
01:00:00	0	N/A	N/A	N/A
02:00:00	0	N/A	N/A	N/A
03:00:00	0	N/A	N/A	N/A
04:00:00	0	N/A	N/A	N/A
05:00:00	0	N/A	N/A	N/A
06:00:00	0	N/A	N/A	N/A
07:00:00	0	N/A	N/A	N/A
08:00:00	0	N/A	N/A	N/A
09:00:00	0	N/A	N/A	N/A
10:00:00	0	N/A	N/A	N/A
11:00:00	0	N/A	N/A	N/A
12:00:00	0	N/A	N/A	N/A
13:00:00	0	N/A	N/A	N/A
14:00:00	0	N/A	N/A	N/A
15:00:00	0	N/A	N/A	N/A
16:00:00	0	N/A	N/A	N/A
17:00:00	0	N/A	N/A	N/A
18:00:00	0	N/A	N/A	N/A
19:00:00	0	N/A	N/A	N/A
20:00:00	0	N/A	N/A	N/A
21:00:00	0	N/A	N/A	N/A
22:00:00	0	N/A	N/A	N/A
23:00:00	0	N/A	N/A	N/A
00:00:00	0	N/A	N/A	N/A
01:00:00	0	N/A	N/A	N/A
02:00:00	0	N/A	N/A	N/A
03:00:00	0	N/A	N/A	N/A
04:00:00	0	N/A	N/A	N/A
05:00:00	0	N/A	N/A	N/A
06:00:00	0	N/A	N/A	N/A
07:00:00	0	N/A	N/A	N/A
08:00:00	0	N/A	N/A	N/A
09:00:00	0	N/A	N/A	N/A
10:00:00	0	N/A	N/A	N/A
11:00:00	0	N/A	N/A	N/A
12:00:00	0	N/A	N/A	N/A

## Summary of Violators

Hall Lane coming from Long Stratton

from Wed-Oct-26-2022-02-00-AM to Wed-Feb-01-2023-02-59-PM

13:00:00	0	N/A	N/A	N/A
14:00:00	0	N/A	N/A	N/A
15:00:00	0	N/A	N/A	N/A
16:00:00	0	N/A	N/A	N/A
17:00:00	0	N/A	N/A	N/A
18:00:00	0	N/A	N/A	N/A
19:00:00	0	N/A	N/A	N/A
20:00:00	0	N/A	N/A	N/A
21:00:00	0	N/A	N/A	N/A
22:00:00	0	N/A	N/A	N/A
23:00:00	0	N/A	N/A	N/A
00:00:00	0	N/A	N/A	N/A
01:00:00	0	N/A	N/A	N/A
02:00:00	0	N/A	N/A	N/A
03:00:00	0	N/A	N/A	N/A
04:00:00	0	N/A	N/A	N/A
05:00:00	0	N/A	N/A	N/A
06:00:00	0	N/A	N/A	N/A
07:00:00	0	N/A	N/A	N/A
08:00:00	0	N/A	N/A	N/A
09:00:00	0	N/A	N/A	N/A
10:00:00	0	N/A	N/A	N/A
11:00:00	0	N/A	N/A	N/A
12:00:00	0	N/A	N/A	N/A
13:00:00	0	N/A	N/A	N/A
14:00:00	0	N/A	N/A	N/A
15:00:00	0	N/A	N/A	N/A
16:00:00	0	N/A	N/A	N/A
17:00:00	0	N/A	N/A	N/A
18:00:00	0	N/A	N/A	N/A
19:00:00	0	N/A	N/A	N/A
20:00:00	0	N/A	N/A	N/A
21:00:00	0	N/A	N/A	N/A
22:00:00	0	N/A	N/A	N/A
23:00:00	0	N/A	N/A	N/A
00:00:00	0	N/A	N/A	N/A
01:00:00	0	N/A	N/A	N/A
02:00:00	0	N/A	N/A	N/A
03:00:00	0	N/A	N/A	N/A
04:00:00	0	N/A	N/A	N/A
05:00:00	0	N/A	N/A	N/A
06:00:00	0	N/A	N/A	N/A
07:00:00	0	N/A	N/A	N/A
08:00:00	0	N/A	N/A	N/A
09:00:00	0	N/A	N/A	N/A
10:00:00	0	N/A	N/A	N/A
11:00:00	0	N/A	N/A	N/A
12:00:00	0	N/A	N/A	N/A
13:00:00	0	N/A	N/A	N/A



## Summary of Violators

Hall Lane coming from Long Stratton

from Wed-Oct-26-2022-02-00-AM to Wed-Feb-01-2023-02-59-PM

14:00:00	0	N/A	N/A	N/A
15:00:00	0	N/A	N/A	N/A
16:00:00	0	N/A	N/A	N/A
17:00:00	0	N/A	N/A	N/A
18:00:00	0	N/A	N/A	N/A
19:00:00	0	N/A	N/A	N/A
20:00:00	0	N/A	N/A	N/A
21:00:00	0	N/A	N/A	N/A
22:00:00	0	N/A	N/A	N/A
23:00:00	0	N/A	N/A	N/A
00:00:00	0	N/A	N/A	N/A
01:00:00	0	N/A	N/A	N/A
02:00:00	0	N/A	N/A	N/A
03:00:00	0	N/A	N/A	N/A
04:00:00	0	N/A	N/A	N/A
05:00:00	0	N/A	N/A	N/A
06:00:00	0	N/A	N/A	N/A
07:00:00	0	N/A	N/A	N/A
08:00:00	0	N/A	N/A	N/A
09:00:00	0	N/A	N/A	N/A
10:00:00	0	N/A	N/A	N/A
11:00:00	0	N/A	N/A	N/A
12:00:00	0	N/A	N/A	N/A
13:00:00	0	N/A	N/A	N/A
14:00:00	0	N/A	N/A	N/A
15:00:00	0	N/A	N/A	N/A
16:00:00	0	N/A	N/A	N/A
17:00:00	0	N/A	N/A	N/A
18:00:00	0	N/A	N/A	N/A
19:00:00	0	N/A	N/A	N/A
20:00:00	0	N/A	N/A	N/A
21:00:00	0	N/A	N/A	N/A
22:00:00	0	N/A	N/A	N/A
23:00:00	0	N/A	N/A	N/A
00:00:00	0	N/A	N/A	N/A
01:00:00	0	N/A	N/A	N/A
02:00:00	0	N/A	N/A	N/A
03:00:00	0	N/A	N/A	N/A
04:00:00	0	N/A	N/A	N/A
05:00:00	0	N/A	N/A	N/A
06:00:00	0	N/A	N/A	N/A
07:00:00	0	N/A	N/A	N/A
08:00:00	0	N/A	N/A	N/A
09:00:00	0	N/A	N/A	N/A
10:00:00	0	N/A	N/A	N/A
11:00:00	0	N/A	N/A	N/A
12:00:00	0	N/A	N/A	N/A
13:00:00	0	N/A	N/A	N/A
14:00:00	0	N/A	N/A	N/A

## Summary of Violators

Hall Lane coming from Long Stratton

from Wed-Oct-26-2022-02-00-AM to Wed-Feb-01-2023-02-59-PM

15:00:00	0	N/A	N/A	N/A
16:00:00	0	N/A	N/A	N/A
17:00:00	0	N/A	N/A	N/A
18:00:00	0	N/A	N/A	N/A
19:00:00	0	N/A	N/A	N/A
20:00:00	0	N/A	N/A	N/A
21:00:00	0	N/A	N/A	N/A
22:00:00	0	N/A	N/A	N/A
23:00:00	0	N/A	N/A	N/A
00:00:00	0	N/A	N/A	N/A
01:00:00	0	N/A	N/A	N/A
02:00:00	0	N/A	N/A	N/A
03:00:00	0	N/A	N/A	N/A
04:00:00	0	N/A	N/A	N/A
05:00:00	0	N/A	N/A	N/A
06:00:00	0	N/A	N/A	N/A
07:00:00	0	N/A	N/A	N/A
08:00:00	0	N/A	N/A	N/A
09:00:00	0	N/A	N/A	N/A
10:00:00	0	N/A	N/A	N/A
11:00:00	0	N/A	N/A	N/A
12:00:00	0	N/A	N/A	N/A
13:00:00	0	N/A	N/A	N/A
14:00:00	0	N/A	N/A	N/A
15:00:00	0	N/A	N/A	N/A
16:00:00	0	N/A	N/A	N/A
17:00:00	0	N/A	N/A	N/A
18:00:00	0	N/A	N/A	N/A
19:00:00	0	N/A	N/A	N/A
20:00:00	0	N/A	N/A	N/A
21:00:00	0	N/A	N/A	N/A
22:00:00	0	N/A	N/A	N/A
23:00:00	0	N/A	N/A	N/A
00:00:00	0	N/A	N/A	N/A
01:00:00	0	N/A	N/A	N/A
02:00:00	0	N/A	N/A	N/A
03:00:00	0	N/A	N/A	N/A
04:00:00	0	N/A	N/A	N/A
05:00:00	0	N/A	N/A	N/A
06:00:00	0	N/A	N/A	N/A
07:00:00	0	N/A	N/A	N/A
08:00:00	0	N/A	N/A	N/A
09:00:00	0	N/A	N/A	N/A
10:00:00	0	N/A	N/A	N/A
11:00:00	0	N/A	N/A	N/A
12:00:00	0	N/A	N/A	N/A
13:00:00	0	N/A	N/A	N/A
14:00:00	0	N/A	N/A	N/A
15:00:00	0	N/A	N/A	N/A

## Summary of Violators

Hall Lane coming from Long Stratton

from Wed-Oct-26-2022-02-00-AM to Wed-Feb-01-2023-02-59-PM

16:00:00	0	N/A	N/A	N/A
17:00:00	0	N/A	N/A	N/A
18:00:00	0	N/A	N/A	N/A
19:00:00	0	N/A	N/A	N/A
20:00:00	0	N/A	N/A	N/A
21:00:00	0	N/A	N/A	N/A
22:00:00	0	N/A	N/A	N/A
23:00:00	0	N/A	N/A	N/A
00:00:00	0	N/A	N/A	N/A
01:00:00	0	N/A	N/A	N/A
02:00:00	0	N/A	N/A	N/A
03:00:00	0	N/A	N/A	N/A
04:00:00	0	N/A	N/A	N/A
05:00:00	0	N/A	N/A	N/A
06:00:00	0	N/A	N/A	N/A
07:00:00	0	N/A	N/A	N/A
08:00:00	0	N/A	N/A	N/A
09:00:00	0	N/A	N/A	N/A
10:00:00	0	N/A	N/A	N/A
11:00:00	0	N/A	N/A	N/A
12:00:00	0	N/A	N/A	N/A
13:00:00	0	N/A	N/A	N/A
14:00:00	0	N/A	N/A	N/A
15:00:00	0	N/A	N/A	N/A
16:00:00	0	N/A	N/A	N/A
17:00:00	0	N/A	N/A	N/A
18:00:00	0	N/A	N/A	N/A
19:00:00	0	N/A	N/A	N/A
20:00:00	0	N/A	N/A	N/A
21:00:00	0	N/A	N/A	N/A
22:00:00	0	N/A	N/A	N/A
23:00:00	0	N/A	N/A	N/A
00:00:00	0	N/A	N/A	N/A
01:00:00	0	N/A	N/A	N/A
02:00:00	0	N/A	N/A	N/A
03:00:00	0	N/A	N/A	N/A
04:00:00	0	N/A	N/A	N/A
05:00:00	0	N/A	N/A	N/A
06:00:00	0	N/A	N/A	N/A
07:00:00	0	N/A	N/A	N/A
08:00:00	0	N/A	N/A	N/A
09:00:00	0	N/A	N/A	N/A
10:00:00	0	N/A	N/A	N/A
11:00:00	0	N/A	N/A	N/A
12:00:00	0	N/A	N/A	N/A
13:00:00	0	N/A	N/A	N/A
14:00:00	0	N/A	N/A	N/A
15:00:00	0	N/A	N/A	N/A
16:00:00	0	N/A	N/A	N/A

## Summary of Violators

Hall Lane coming from Long Stratton

from Wed-Oct-26-2022-02-00-AM to Wed-Feb-01-2023-02-59-PM

17:00:00	0	N/A	N/A	N/A
18:00:00	0	N/A	N/A	N/A
19:00:00	0	N/A	N/A	N/A
20:00:00	0	N/A	N/A	N/A
21:00:00	0	N/A	N/A	N/A
22:00:00	0	N/A	N/A	N/A
23:00:00	0	N/A	N/A	N/A
00:00:00	0	N/A	N/A	N/A
01:00:00	0	N/A	N/A	N/A
02:00:00	0	N/A	N/A	N/A
03:00:00	0	N/A	N/A	N/A
04:00:00	0	N/A	N/A	N/A
05:00:00	0	N/A	N/A	N/A
06:00:00	0	N/A	N/A	N/A
07:00:00	0	N/A	N/A	N/A
08:00:00	0	N/A	N/A	N/A
09:00:00	0	N/A	N/A	N/A
10:00:00	0	N/A	N/A	N/A
11:00:00	0	N/A	N/A	N/A
12:00:00	0	N/A	N/A	N/A
13:00:00	0	N/A	N/A	N/A
14:00:00	0	N/A	N/A	N/A
15:00:00	0	N/A	N/A	N/A
16:00:00	0	N/A	N/A	N/A
17:00:00	0	N/A	N/A	N/A
18:00:00	0	N/A	N/A	N/A
19:00:00	0	N/A	N/A	N/A
20:00:00	0	N/A	N/A	N/A
21:00:00	0	N/A	N/A	N/A
22:00:00	0	N/A	N/A	N/A
23:00:00	0	N/A	N/A	N/A
00:00:00	0	N/A	N/A	N/A
01:00:00	0	N/A	N/A	N/A
02:00:00	0	N/A	N/A	N/A
03:00:00	0	N/A	N/A	N/A
04:00:00	0	N/A	N/A	N/A
05:00:00	0	N/A	N/A	N/A
06:00:00	0	N/A	N/A	N/A
07:00:00	0	N/A	N/A	N/A
08:00:00	0	N/A	N/A	N/A
09:00:00	0	N/A	N/A	N/A
10:00:00	0	N/A	N/A	N/A
11:00:00	0	N/A	N/A	N/A
12:00:00	0	N/A	N/A	N/A
13:00:00	0	N/A	N/A	N/A
14:00:00	0	N/A	N/A	N/A
15:00:00	0	N/A	N/A	N/A
16:00:00	0	N/A	N/A	N/A
17:00:00	0	N/A	N/A	N/A

## Summary of Violators

Hall Lane coming from Long Stratton

from Wed-Oct-26-2022-02-00-AM to Wed-Feb-01-2023-02-59-PM

18:00:00	0	N/A	N/A	N/A
19:00:00	0	N/A	N/A	N/A
20:00:00	0	N/A	N/A	N/A
21:00:00	0	N/A	N/A	N/A
22:00:00	0	N/A	N/A	N/A
23:00:00	0	N/A	N/A	N/A
00:00:00	0	N/A	N/A	N/A
01:00:00	0	N/A	N/A	N/A
02:00:00	0	N/A	N/A	N/A
03:00:00	0	N/A	N/A	N/A
04:00:00	0	N/A	N/A	N/A
05:00:00	0	N/A	N/A	N/A
06:00:00	0	N/A	N/A	N/A
07:00:00	0	N/A	N/A	N/A
08:00:00	0	N/A	N/A	N/A
09:00:00	0	N/A	N/A	N/A
10:00:00	0	N/A	N/A	N/A
11:00:00	0	N/A	N/A	N/A
12:00:00	0	N/A	N/A	N/A
13:00:00	0	N/A	N/A	N/A
14:00:00	0	N/A	N/A	N/A
15:00:00	0	N/A	N/A	N/A
16:00:00	0	N/A	N/A	N/A
17:00:00	0	N/A	N/A	N/A
18:00:00	0	N/A	N/A	N/A
19:00:00	0	N/A	N/A	N/A
20:00:00	0	N/A	N/A	N/A
21:00:00	0	N/A	N/A	N/A
22:00:00	0	N/A	N/A	N/A
23:00:00	0	N/A	N/A	N/A
00:00:00	0	N/A	N/A	N/A
01:00:00	0	N/A	N/A	N/A
02:00:00	0	N/A	N/A	N/A
03:00:00	0	N/A	N/A	N/A
04:00:00	0	N/A	N/A	N/A
05:00:00	0	N/A	N/A	N/A
06:00:00	0	N/A	N/A	N/A
07:00:00	0	N/A	N/A	N/A
08:00:00	0	N/A	N/A	N/A
09:00:00	0	N/A	N/A	N/A
10:00:00	0	N/A	N/A	N/A
11:00:00	0	N/A	N/A	N/A
12:00:00	0	N/A	N/A	N/A
13:00:00	0	N/A	N/A	N/A
14:00:00	0	N/A	N/A	N/A
15:00:00	0	N/A	N/A	N/A
16:00:00	0	N/A	N/A	N/A
17:00:00	0	N/A	N/A	N/A
18:00:00	0	N/A	N/A	N/A

## Summary of Violators

Hall Lane coming from Long Stratton

from Wed-Oct-26-2022-02-00-AM to Wed-Feb-01-2023-02-59-PM

19:00:00	0	N/A	N/A	N/A
20:00:00	0	N/A	N/A	N/A
21:00:00	0	N/A	N/A	N/A
22:00:00	0	N/A	N/A	N/A
23:00:00	0	N/A	N/A	N/A
00:00:00	0	N/A	N/A	N/A
01:00:00	0	N/A	N/A	N/A
02:00:00	0	N/A	N/A	N/A
03:00:00	0	N/A	N/A	N/A
04:00:00	0	N/A	N/A	N/A
05:00:00	0	N/A	N/A	N/A
06:00:00	0	N/A	N/A	N/A
07:00:00	0	N/A	N/A	N/A
08:00:00	0	N/A	N/A	N/A
09:00:00	0	N/A	N/A	N/A
10:00:00	0	N/A	N/A	N/A
11:00:00	0	N/A	N/A	N/A
12:00:00	0	N/A	N/A	N/A
13:00:00	0	N/A	N/A	N/A
14:00:00	0	N/A	N/A	N/A
15:00:00	0	N/A	N/A	N/A
16:00:00	0	N/A	N/A	N/A
17:00:00	0	N/A	N/A	N/A
18:00:00	0	N/A	N/A	N/A
19:00:00	0	N/A	N/A	N/A
20:00:00	0	N/A	N/A	N/A
21:00:00	0	N/A	N/A	N/A
22:00:00	0	N/A	N/A	N/A
23:00:00	0	N/A	N/A	N/A
00:00:00	0	N/A	N/A	N/A
01:00:00	0	N/A	N/A	N/A
02:00:00	0	N/A	N/A	N/A
03:00:00	0	N/A	N/A	N/A
04:00:00	0	N/A	N/A	N/A
05:00:00	0	N/A	N/A	N/A
06:00:00	0	N/A	N/A	N/A
07:00:00	0	N/A	N/A	N/A
08:00:00	0	N/A	N/A	N/A
09:00:00	0	N/A	N/A	N/A
10:00:00	0	N/A	N/A	N/A
11:00:00	0	N/A	N/A	N/A
12:00:00	0	N/A	N/A	N/A
13:00:00	0	N/A	N/A	N/A
14:00:00	0	N/A	N/A	N/A
15:00:00	0	N/A	N/A	N/A
16:00:00	63	12.8	8	32.5
17:00:00	63	13.3	9	32.5
18:00:00	59	12.6	6	33.3
19:00:00	43	14.9	6	32.5

## Summary of Violators

Hall Lane coming from Long Stratton

from Wed-Oct-26-2022-02-00-AM to Wed-Feb-01-2023-02-59-PM

20:00:00	24	21.1	6	32.5
21:00:00	18	19.6	2	32.5
22:00:00	12	19.8	2	32.5
23:00:00	2	32.5	2	32.5
00:00:00	3	25.8	0	0.0
01:00:00	0	N/A	N/A	N/A
02:00:00	0	N/A	N/A	N/A
03:00:00	1	22.5	0	0.0
04:00:00	1	32.5	1	32.5
05:00:00	2	27.5	0	0.0
06:00:00	6	30.0	3	32.5
07:00:00	32	16.4	5	32.5
08:00:00	57	14.2	10	32.5
09:00:00	44	15.4	8	33.1
10:00:00	41	15.8	6	32.5
11:00:00	41	16.5	8	33.1
12:00:00	52	15.1	13	33.3
13:00:00	61	13.2	12	32.9
14:00:00	48	13.6	10	33.0
15:00:00	68	12.2	8	34.4
16:00:00	79	11.2	11	33.4
17:00:00	64	13.7	11	33.0
18:00:00	62	11.5	2	32.5
19:00:00	28	18.2	4	32.5
20:00:00	33	18.5	7	33.2
21:00:00	23	16.4	2	32.5
22:00:00	7	23.9	0	0.0
23:00:00	7	27.1	4	35.0
00:00:00	3	16.7	0	0.0
01:00:00	1	22.5	0	0.0
02:00:00	0	N/A	N/A	N/A
03:00:00	1	27.5	0	0.0
04:00:00	1	27.5	0	0.0
05:00:00	4	32.5	4	32.5
06:00:00	6	27.5	2	32.5
07:00:00	27	17.8	3	32.5
08:00:00	37	14.8	6	33.3
09:00:00	28	21.2	9	33.1
10:00:00	30	15.5	2	35.0
11:00:00	45	16.3	7	33.2
12:00:00	59	12.2	4	32.5
13:00:00	45	14.7	7	32.5
14:00:00	48	11.8	3	32.5
15:00:00	76	10.3	5	32.5
16:00:00	66	10.9	1	32.5
17:00:00	63	14.3	9	33.1
18:00:00	53	13.1	6	34.2
19:00:00	28	16.0	4	32.5
20:00:00	36	18.1	4	32.5

## Summary of Violators

Hall Lane coming from Long Stratton

from Wed-Oct-26-2022-02-00-AM to Wed-Feb-01-2023-02-59-PM

21:00:00	12	21.7	2	32.5
22:00:00	9	23.9	1	32.5
23:00:00	11	27.0	4	32.5
00:00:00	5	24.5	0	0.0
01:00:00	1	27.5	0	0.0
02:00:00	2	30.0	1	32.5
03:00:00	2	27.5	0	0.0
04:00:00	3	30.8	2	32.5
05:00:00	4	27.5	1	32.5
06:00:00	1	32.5	1	32.5
07:00:00	6	28.3	2	32.5
08:00:00	6	28.3	1	37.5
09:00:00	22	20.0	3	32.5
10:00:00	45	13.4	3	32.5
11:00:00	39	12.2	6	32.5
12:00:00	63	14.1	10	33.0
13:00:00	41	14.2	4	32.5
14:00:00	57	15.5	10	33.0
15:00:00	59	13.3	9	33.1
16:00:00	55	13.4	4	35.0
17:00:00	40	13.6	2	32.5
18:00:00	40	15.1	3	32.5
19:00:00	20	19.6	2	32.5
20:00:00	10	25.3	3	34.2
21:00:00	9	26.4	2	32.5
22:00:00	20	20.0	3	32.5
23:00:00	16	23.8	5	33.5
00:00:00	4	25.0	1	32.5
01:00:00	3	29.2	1	32.5
02:00:00	1	27.5	0	0.0
03:00:00	3	25.8	0	0.0
04:00:00	1	22.5	0	0.0
05:00:00	2	25.0	1	32.5
06:00:00	2	27.5	0	0.0
07:00:00	5	20.0	0	0.0
08:00:00	9	23.6	0	0.0
09:00:00	14	23.0	4	33.8
10:00:00	24	15.9	4	32.5
11:00:00	41	17.3	4	33.8
12:00:00	36	15.5	4	32.5
13:00:00	46	13.6	13	32.5
14:00:00	34	15.6	9	33.1
15:00:00	30	17.8	4	32.5
16:00:00	50	12.9	4	33.8
17:00:00	28	20.0	5	32.5
18:00:00	28	15.3	2	32.5
19:00:00	11	20.0	5	32.5
20:00:00	14	24.3	3	34.2
21:00:00	7	20.7	1	32.5



## Summary of Violators

Hall Lane coming from Long Stratton

from Wed-Oct-26-2022-02-00-AM to Wed-Feb-01-2023-02-59-PM

22:00:00	3	25.8	1	32.5
23:00:00	2	32.5	1	37.5
00:00:00	1	27.5	0	0.0
01:00:00	1	32.5	1	32.5
02:00:00	0	N/A	N/A	N/A
03:00:00	2	27.5	0	0.0
04:00:00	4	30.0	2	35.0
05:00:00	5	28.5	2	32.5
06:00:00	5	28.5	2	32.5
07:00:00	23	12.9	0	0.0
08:00:00	37	14.1	3	32.5
09:00:00	47	14.8	5	32.5
10:00:00	42	14.5	5	32.5
11:00:00	48	14.3	8	32.5
12:00:00	38	13.7	3	32.5
13:00:00	52	13.3	3	34.2
14:00:00	52	13.2	7	32.5
15:00:00	73	9.6	2	32.5
16:00:00	43	13.9	1	32.5
17:00:00	58	12.2	3	32.5
18:00:00	55	11.8	3	32.5
19:00:00	29	14.3	5	32.5
20:00:00	12	22.1	1	32.5
21:00:00	18	21.3	2	32.5
22:00:00	7	17.5	2	32.5
23:00:00	4	13.8	0	0.0
00:00:00	2	25.0	0	0.0
01:00:00	1	22.5	0	0.0
02:00:00	0	N/A	N/A	N/A
03:00:00	1	27.5	0	0.0
04:00:00	3	27.5	1	32.5
05:00:00	3	32.5	2	35.0
06:00:00	7	26.8	1	32.5
07:00:00	32	14.3	1	32.5
08:00:00	38	16.0	3	32.5
09:00:00	29	15.9	2	32.5
10:00:00	31	15.2	2	32.5
11:00:00	51	13.5	4	32.5
12:00:00	39	17.3	5	33.5
13:00:00	39	16.3	4	32.5
14:00:00	60	12.4	5	32.5
15:00:00	63	11.1	3	32.5
16:00:00	65	11.7	3	32.5
17:00:00	46	13.4	3	32.5
18:00:00	58	11.9	2	32.5
19:00:00	24	20.1	4	32.5
20:00:00	17	17.2	3	32.5
21:00:00	11	23.0	2	35.0
22:00:00	8	20.0	2	32.5

## Summary of Violators

Hall Lane coming from Long Stratton

from Wed-Oct-26-2022-02-00-AM to Wed-Feb-01-2023-02-59-PM

23:00:00	1	32.5	1	32.5
00:00:00	1	12.5	0	0.0
01:00:00	0	N/A	N/A	N/A
02:00:00	2	25.0	0	0.0
03:00:00	1	27.5	0	0.0
04:00:00	2	13.8	0	0.0
05:00:00	4	21.9	1	32.5
06:00:00	5	30.5	2	35.0
07:00:00	28	12.3	4	32.5
08:00:00	32	13.2	0	0.0
09:00:00	31	16.3	3	32.5
10:00:00	30	17.8	3	32.5
11:00:00	43	14.7	3	32.5
12:00:00	39	13.5	3	34.2
13:00:00	46	14.2	3	32.5
14:00:00	63	11.3	3	32.5
15:00:00	64	9.6	1	32.5
16:00:00	61	12.0	4	32.5
17:00:00	50	13.7	3	32.5
18:00:00	49	13.5	6	32.5
19:00:00	23	19.0	3	32.5
20:00:00	22	20.5	2	32.5
21:00:00	26	17.7	2	35.0
22:00:00	10	27.5	2	35.0
23:00:00	4	21.3	1	32.5
00:00:00	0	N/A	N/A	N/A
01:00:00	1	32.5	1	32.5
02:00:00	1	27.5	0	0.0
03:00:00	2	25.0	0	0.0
04:00:00	3	34.2	2	37.5
05:00:00	4	31.3	3	32.5
06:00:00	6	22.1	0	0.0
07:00:00	29	17.4	3	32.5
08:00:00	48	11.7	2	35.0
09:00:00	42	13.5	1	37.5
10:00:00	40	14.3	3	32.5
11:00:00	41	17.1	6	33.3
12:00:00	48	13.6	4	32.5
13:00:00	56	11.1	2	32.5
14:00:00	43	15.1	3	35.8
15:00:00	65	10.5	4	33.8
16:00:00	53	12.4	0	0.0
17:00:00	50	12.5	2	32.5
18:00:00	63	12.2	3	32.5
19:00:00	29	16.9	2	32.5
20:00:00	21	18.9	4	32.5
21:00:00	19	17.4	1	32.5
22:00:00	18	19.3	2	32.5
23:00:00	2	27.5	1	32.5

## Summary of Violators

Hall Lane coming from Long Stratton

from Wed-Oct-26-2022-02-00-AM to Wed-Feb-01-2023-02-59-PM

00:00:00	3	18.3	1	32.5
01:00:00	1	32.5	1	32.5
02:00:00	0	N/A	N/A	N/A
03:00:00	1	27.5	0	0.0
04:00:00	0	N/A	N/A	N/A
05:00:00	5	27.5	1	32.5
06:00:00	7	29.6	3	32.5
07:00:00	31	16.0	1	32.5
08:00:00	40	16.3	4	33.8
09:00:00	37	16.4	7	32.5
10:00:00	49	11.9	3	32.5
11:00:00	46	12.9	4	32.5
12:00:00	40	15.9	5	32.5
13:00:00	62	11.9	9	32.5
14:00:00	64	10.8	4	32.5
15:00:00	58	11.6	3	32.5
16:00:00	72	10.6	4	32.5
17:00:00	53	13.2	5	34.5
18:00:00	56	12.1	1	37.5
19:00:00	20	13.6	0	0.0
20:00:00	33	17.1	5	32.5
21:00:00	18	25.0	5	36.5
22:00:00	14	21.3	3	32.5
23:00:00	7	26.8	0	0.0
00:00:00	6	29.2	3	34.2
01:00:00	2	25.0	0	0.0
02:00:00	1	32.5	1	32.5
03:00:00	0	N/A	N/A	N/A
04:00:00	1	27.5	0	0.0
05:00:00	1	32.5	1	32.5
06:00:00	0	N/A	N/A	N/A
07:00:00	6	21.3	0	0.0
08:00:00	11	23.0	0	0.0
09:00:00	29	20.7	6	32.5
10:00:00	33	17.5	3	32.5
11:00:00	47	12.3	3	32.5
12:00:00	48	15.0	7	33.2
13:00:00	48	14.1	7	32.5
14:00:00	41	16.5	6	32.5
15:00:00	46	12.2	3	32.5
16:00:00	48	12.9	1	32.5
17:00:00	43	12.6	3	34.2
18:00:00	53	12.3	6	32.5
19:00:00	33	16.9	5	33.5
20:00:00	22	20.2	5	33.5
21:00:00	14	24.5	3	32.5
22:00:00	11	24.8	2	32.5
23:00:00	11	20.2	1	32.5
00:00:00	7	26.1	1	37.5

## Summary of Violators

Hall Lane coming from Long Stratton

from Wed-Oct-26-2022-02-00-AM to Wed-Feb-01-2023-02-59-PM

01:00:00	3	24.2	2	32.5
02:00:00	0	N/A	N/A	N/A
03:00:00	2	30.0	1	32.5
04:00:00	1	22.5	0	0.0
05:00:00	5	29.5	2	32.5
06:00:00	0	N/A	N/A	N/A
07:00:00	2	20.0	0	0.0
08:00:00	7	26.8	2	32.5
09:00:00	12	19.0	2	32.5
10:00:00	23	21.6	6	33.3
11:00:00	35	14.9	4	32.5
12:00:00	44	13.4	4	33.8
13:00:00	33	17.4	6	33.3
14:00:00	23	15.4	1	32.5
15:00:00	33	16.4	5	33.5
16:00:00	33	16.0	3	32.5
17:00:00	30	19.8	9	33.6
18:00:00	19	18.9	2	32.5
19:00:00	15	22.3	4	33.8
20:00:00	17	17.8	4	33.8
21:00:00	9	23.3	1	32.5
22:00:00	3	25.8	0	0.0
23:00:00	2	30.0	1	32.5
00:00:00	3	25.8	1	32.5
01:00:00	1	42.5	1	42.5
02:00:00	0	N/A	N/A	N/A
03:00:00	0	N/A	N/A	N/A
04:00:00	4	26.3	2	32.5
05:00:00	8	30.6	5	33.5
06:00:00	5	25.5	1	32.5
07:00:00	28	17.7	6	33.3
08:00:00	25	18.2	6	33.3
09:00:00	30	17.5	3	32.5
10:00:00	35	16.1	3	32.5
11:00:00	43	12.5	2	32.5
12:00:00	47	13.9	6	32.5
13:00:00	50	14.1	8	33.1
14:00:00	48	12.9	3	32.5
15:00:00	60	11.7	2	32.5
16:00:00	55	10.5	1	32.5
17:00:00	52	13.7	4	32.5
18:00:00	55	11.3	9	32.5
19:00:00	16	24.4	4	33.8
20:00:00	15	19.8	5	33.5
21:00:00	11	25.5	4	32.5
22:00:00	5	26.5	1	32.5
23:00:00	6	25.4	4	32.5
00:00:00	0	N/A	N/A	N/A
01:00:00	1	27.5	0	0.0

## Summary of Violators

Hall Lane coming from Long Stratton

from Wed-Oct-26-2022-02-00-AM to Wed-Feb-01-2023-02-59-PM

02:00:00	1	32.5	1	32.5
03:00:00	1	27.5	0	0.0
04:00:00	1	32.5	1	32.5
05:00:00	5	31.5	2	37.5
06:00:00	10	23.5	2	32.5
07:00:00	23	19.2	5	32.5
08:00:00	23	21.5	7	32.5
09:00:00	36	13.5	6	32.5
10:00:00	48	13.0	3	34.2
11:00:00	48	13.8	4	33.8
12:00:00	46	12.9	4	33.8
13:00:00	53	16.0	8	33.1
14:00:00	46	13.0	3	32.5
15:00:00	48	12.9	6	32.5
16:00:00	57	11.3	4	33.8
17:00:00	54	13.4	5	32.5
18:00:00	45	14.8	8	33.1
19:00:00	27	18.4	4	32.5
20:00:00	18	21.0	4	32.5
21:00:00	17	17.6	0	0.0
22:00:00	5	27.5	1	32.5
23:00:00	6	28.3	2	35.0
00:00:00	3	30.8	1	37.5
01:00:00	2	27.5	0	0.0
02:00:00	1	32.5	1	32.5
03:00:00	0	N/A	N/A	N/A
04:00:00	0	N/A	N/A	N/A
05:00:00	4	35.0	4	35.0
06:00:00	7	21.1	2	32.5
07:00:00	19	16.7	4	32.5
08:00:00	27	19.8	4	35.0
09:00:00	31	17.6	3	32.5
10:00:00	50	14.7	5	33.5
11:00:00	53	11.5	2	32.5
12:00:00	55	15.3	8	33.8
13:00:00	51	12.2	6	32.5
14:00:00	44	14.5	4	32.5
15:00:00	51	15.0	8	33.8
16:00:00	59	10.9	3	32.5
17:00:00	57	12.7	5	32.5
18:00:00	40	17.3	3	34.2
19:00:00	28	17.8	7	32.5
20:00:00	29	19.4	3	32.5
21:00:00	17	22.6	5	33.5
22:00:00	9	17.2	0	0.0
23:00:00	6	24.2	0	0.0
00:00:00	3	18.3	0	0.0
01:00:00	0	N/A	N/A	N/A
02:00:00	1	27.5	0	0.0

## Summary of Violators

Hall Lane coming from Long Stratton

from Wed-Oct-26-2022-02-00-AM to Wed-Feb-01-2023-02-59-PM

03:00:00	0	N/A	N/A	N/A
04:00:00	1	37.5	1	37.5
05:00:00	6	28.3	2	32.5
06:00:00	5	27.5	1	32.5
07:00:00	14	16.6	1	32.5
08:00:00	22	20.2	7	33.2
09:00:00	30	19.5	7	32.5
10:00:00	45	12.4	4	33.8
11:00:00	39	16.9	8	34.4
12:00:00	39	16.8	4	32.5
13:00:00	55	12.7	4	32.5
14:00:00	61	11.0	3	32.5
15:00:00	39	16.5	6	32.5
16:00:00	58	12.0	5	32.5
17:00:00	43	13.3	2	32.5
18:00:00	47	13.7	4	32.5
19:00:00	30	16.1	6	32.5
20:00:00	22	17.6	4	32.5
21:00:00	14	21.6	1	32.5
22:00:00	10	25.3	2	32.5
23:00:00	5	21.0	0	0.0
00:00:00	1	32.5	1	32.5
01:00:00	0	N/A	N/A	N/A
02:00:00	0	N/A	N/A	N/A
03:00:00	0	N/A	N/A	N/A
04:00:00	1	27.5	0	0.0
05:00:00	4	32.5	3	34.2
06:00:00	4	28.8	1	32.5
07:00:00	18	23.3	3	32.5
08:00:00	18	22.5	3	32.5
09:00:00	30	18.1	3	32.5
10:00:00	46	15.0	4	32.5
11:00:00	37	14.1	2	32.5
12:00:00	51	14.4	5	33.5
13:00:00	46	13.2	5	32.5
14:00:00	52	13.4	4	33.8
15:00:00	61	10.5	3	32.5
16:00:00	68	11.0	7	32.5
17:00:00	50	13.4	3	32.5
18:00:00	25	19.5	4	32.5
19:00:00	56	13.8	9	33.1
20:00:00	33	16.5	7	33.2
21:00:00	18	20.8	2	32.5
22:00:00	13	25.8	5	33.5
23:00:00	12	18.3	1	32.5
00:00:00	2	30.0	1	32.5
01:00:00	1	27.5	0	0.0
02:00:00	0	N/A	N/A	N/A
03:00:00	2	35.0	2	35.0

## Summary of Violators

Hall Lane coming from Long Stratton

from Wed-Oct-26-2022-02-00-AM to Wed-Feb-01-2023-02-59-PM

04:00:00	2	30.0	1	32.5
05:00:00	3	27.5	0	0.0
06:00:00	1	27.5	0	0.0
07:00:00	11	19.1	1	32.5
08:00:00	14	18.4	3	34.2
09:00:00	28	22.1	7	33.2
10:00:00	43	14.3	5	32.5
11:00:00	44	13.3	2	32.5
12:00:00	47	13.5	5	32.5
13:00:00	35	14.9	10	32.5
14:00:00	58	15.1	10	33.0
15:00:00	56	14.1	15	32.5
16:00:00	38	17.6	9	32.5
17:00:00	44	15.3	8	33.1
18:00:00	30	19.0	4	32.5
19:00:00	26	20.1	7	33.9
20:00:00	23	14.8	5	32.5
21:00:00	10	26.5	3	34.2
22:00:00	7	23.6	2	35.0
23:00:00	5	29.5	2	32.5
00:00:00	3	34.2	2	37.5
01:00:00	1	32.5	1	32.5
02:00:00	1	27.5	0	0.0
03:00:00	0	N/A	N/A	N/A
04:00:00	0	N/A	N/A	N/A
05:00:00	0	N/A	N/A	N/A
06:00:00	2	30.0	1	32.5
07:00:00	2	13.8	0	0.0
08:00:00	6	23.8	1	32.5
09:00:00	12	25.2	5	32.5
10:00:00	25	19.9	9	32.5
11:00:00	33	22.8	11	33.9
12:00:00	39	17.4	9	32.5
13:00:00	24	19.3	8	32.5
14:00:00	18	17.1	4	32.5
15:00:00	5	30.5	3	34.2
16:00:00	13	23.8	1	32.5
17:00:00	20	18.5	3	34.2
18:00:00	16	18.9	2	32.5
19:00:00	21	23.6	6	33.3
20:00:00	9	22.2	1	32.5
21:00:00	11	23.2	1	32.5
22:00:00	6	27.5	2	32.5
23:00:00	5	21.0	0	0.0
00:00:00	2	35.0	2	35.0
01:00:00	0	N/A	N/A	N/A
02:00:00	0	N/A	N/A	N/A
03:00:00	0	N/A	N/A	N/A
04:00:00	0	N/A	N/A	N/A

## Summary of Violators

Hall Lane coming from Long Stratton

from Wed-Oct-26-2022-02-00-AM to Wed-Feb-01-2023-02-59-PM

05:00:00	1	32.5	1	32.5
06:00:00	3	29.2	1	32.5
07:00:00	4	25.0	0	0.0
08:00:00	3	30.8	2	32.5
09:00:00	11	24.1	2	32.5
10:00:00	27	22.3	7	33.2
11:00:00	30	21.3	9	32.5
12:00:00	42	17.1	10	32.5
13:00:00	36	15.4	8	33.1
14:00:00	38	13.6	4	32.5
15:00:00	34	19.5	8	33.1
16:00:00	28	15.7	5	33.5
17:00:00	16	21.6	4	32.5
18:00:00	15	18.7	2	32.5
19:00:00	12	19.2	2	35.0
20:00:00	10	23.0	4	35.0
21:00:00	8	20.6	1	32.5
22:00:00	6	25.8	1	32.5
23:00:00	5	22.0	3	32.5
00:00:00	2	25.0	0	0.0
01:00:00	0	N/A	N/A	N/A
02:00:00	0	N/A	N/A	N/A
03:00:00	0	N/A	N/A	N/A
04:00:00	2	16.3	2	32.5
05:00:00	2	30.0	1	32.5
06:00:00	1	27.5	0	0.0
07:00:00	7	27.5	1	32.5
08:00:00	6	25.4	2	35.0
09:00:00	17	20.1	2	35.0
10:00:00	34	14.3	4	32.5
11:00:00	36	15.3	5	32.5
12:00:00	55	13.9	14	32.5
13:00:00	32	19.5	8	33.1
14:00:00	38	12.8	3	32.5
15:00:00	48	16.9	12	32.9
16:00:00	34	16.5	11	32.5
17:00:00	19	20.9	5	34.5
18:00:00	27	19.4	4	32.5
19:00:00	12	25.2	3	34.2
20:00:00	16	25.9	7	33.2
21:00:00	7	28.9	3	35.8
22:00:00	5	20.0	0	0.0
23:00:00	5	30.5	3	34.2
00:00:00	1	27.5	0	0.0
01:00:00	0	N/A	N/A	N/A
02:00:00	2	32.5	1	37.5
03:00:00	0	N/A	N/A	N/A
04:00:00	2	32.5	2	32.5
05:00:00	4	20.6	1	32.5



## Summary of Violators

Hall Lane coming from Long Stratton

from Wed-Oct-26-2022-02-00-AM to Wed-Feb-01-2023-02-59-PM

06:00:00	6	22.9	2	35.0
07:00:00	6	26.7	2	32.5
08:00:00	10	22.0	2	32.5
09:00:00	27	14.6	3	32.5
10:00:00	38	17.0	6	33.3
11:00:00	47	14.5	12	33.3
12:00:00	33	18.5	7	33.9
13:00:00	39	16.7	12	32.5
14:00:00	48	13.2	11	32.5
15:00:00	29	18.6	4	33.8
16:00:00	43	16.3	10	32.5
17:00:00	36	21.3	9	34.7
18:00:00	34	16.2	2	35.0
19:00:00	26	16.2	4	35.0
20:00:00	19	19.5	5	32.5
21:00:00	10	27.8	6	35.8
22:00:00	7	19.3	0	0.0
23:00:00	3	29.2	1	32.5
00:00:00	2	25.0	0	0.0
01:00:00	0	N/A	N/A	N/A
02:00:00	1	32.5	1	32.5
03:00:00	0	N/A	N/A	N/A
04:00:00	1	32.5	1	32.5
05:00:00	2	32.5	2	32.5
06:00:00	7	17.1	4	32.5
07:00:00	3	18.3	0	0.0
08:00:00	13	18.1	3	34.2
09:00:00	33	18.0	14	33.2
10:00:00	46	12.8	3	34.2
11:00:00	45	16.4	11	32.5
12:00:00	50	14.2	7	33.2
13:00:00	48	13.6	7	33.9
14:00:00	54	15.8	20	32.8
15:00:00	58	11.5	7	32.5
16:00:00	56	14.8	7	33.9
17:00:00	47	16.2	12	32.9
18:00:00	35	16.6	8	34.4
19:00:00	27	14.5	6	33.3
20:00:00	15	20.8	6	32.5
21:00:00	9	23.9	2	32.5
22:00:00	8	26.9	3	34.2
23:00:00	8	24.4	2	32.5
00:00:00	3	34.2	3	34.2
01:00:00	1	37.5	1	37.5
02:00:00	0	N/A	N/A	N/A
03:00:00	1	27.5	0	0.0
04:00:00	2	37.5	2	37.5
05:00:00	2	30.0	1	32.5
06:00:00	6	24.6	2	32.5

## Summary of Violators

Hall Lane coming from Long Stratton

from Wed-Oct-26-2022-02-00-AM to Wed-Feb-01-2023-02-59-PM

07:00:00	10	27.3	5	32.5
08:00:00	10	29.5	5	33.5
09:00:00	16	19.2	4	33.8
10:00:00	29	17.6	6	34.2
11:00:00	37	14.9	5	33.5
12:00:00	36	18.5	10	33.5
13:00:00	56	14.0	9	32.5
14:00:00	51	14.0	11	33.0
15:00:00	59	12.5	10	32.5
16:00:00	53	12.6	5	32.5
17:00:00	55	13.6	6	33.3
18:00:00	38	15.5	10	33.0
19:00:00	21	22.6	7	34.6
20:00:00	15	17.7	4	32.5
21:00:00	17	21.0	5	32.5
22:00:00	21	22.6	10	33.0
23:00:00	12	23.5	2	35.0
00:00:00	2	13.8	0	0.0
01:00:00	3	25.8	1	32.5
02:00:00	3	20.0	2	32.5
03:00:00	0	N/A	N/A	N/A
04:00:00	2	35.0	2	35.0
05:00:00	3	30.8	2	32.5
06:00:00	1	37.5	1	37.5
07:00:00	5	30.5	2	35.0
08:00:00	12	28.3	4	33.8
09:00:00	23	19.7	3	34.2
10:00:00	29	17.4	4	32.5
11:00:00	43	16.6	9	33.1
12:00:00	69	11.0	13	32.9
13:00:00	38	15.0	5	32.5
14:00:00	39	13.8	4	32.5
15:00:00	52	12.3	4	32.5
16:00:00	49	16.6	7	33.9
17:00:00	37	16.0	7	32.5
18:00:00	39	14.2	4	32.5
19:00:00	27	19.7	6	33.3
20:00:00	15	22.0	6	33.3
21:00:00	11	19.5	1	32.5
22:00:00	5	28.5	2	32.5
23:00:00	5	24.0	2	32.5
00:00:00	8	16.3	1	32.5
01:00:00	13	17.9	5	32.5
02:00:00	1	32.5	1	32.5
03:00:00	2	13.8	0	0.0
04:00:00	1	17.5	0	0.0
05:00:00	2	35.0	2	35.0
06:00:00	1	27.5	0	0.0
07:00:00	5	26.5	0	0.0

## Summary of Violators

Hall Lane coming from Long Stratton

from Wed-Oct-26-2022-02-00-AM to Wed-Feb-01-2023-02-59-PM

08:00:00	5	30.5	3	32.5
09:00:00	14	22.9	3	32.5
10:00:00	16	20.0	2	32.5
11:00:00	26	17.7	4	32.5
12:00:00	26	20.7	9	34.2
13:00:00	36	17.3	9	32.5
14:00:00	32	16.7	6	32.5
15:00:00	30	18.0	2	32.5
16:00:00	31	15.5	6	32.5
17:00:00	18	25.1	7	33.9
18:00:00	21	21.2	4	35.0
19:00:00	14	24.1	8	33.1
20:00:00	13	21.9	2	35.0
21:00:00	6	29.2	4	33.8
22:00:00	7	23.6	1	32.5
23:00:00	0	N/A	N/A	N/A
00:00:00	2	27.5	1	32.5
01:00:00	2	27.5	1	32.5
02:00:00	0	N/A	N/A	N/A
03:00:00	1	27.5	0	0.0
04:00:00	1	32.5	1	32.5
05:00:00	4	33.8	3	35.8
06:00:00	2	27.5	1	32.5
07:00:00	6	27.5	1	32.5
08:00:00	12	24.6	4	33.8
09:00:00	17	21.6	3	32.5
10:00:00	25	18.9	4	33.8
11:00:00	43	12.0	7	33.9
12:00:00	52	12.3	9	32.5
13:00:00	29	17.8	7	33.2
14:00:00	47	13.7	10	33.5
15:00:00	38	17.7	11	32.5
16:00:00	49	14.0	11	32.5
17:00:00	42	16.9	11	33.0
18:00:00	35	16.1	7	35.4
19:00:00	17	26.6	4	33.8
20:00:00	16	18.9	3	32.5
21:00:00	10	23.5	4	35.0
22:00:00	4	23.1	3	32.5
23:00:00	1	32.5	1	32.5
00:00:00	0	N/A	N/A	N/A
01:00:00	0	N/A	N/A	N/A
02:00:00	0	N/A	N/A	N/A
03:00:00	1	27.5	0	0.0
04:00:00	2	37.5	2	37.5
05:00:00	9	30.0	5	37.5
06:00:00	6	30.0	3	34.2
07:00:00	25	15.0	3	32.5
08:00:00	32	18.5	7	32.5

## Summary of Violators

Hall Lane coming from Long Stratton

from Wed-Oct-26-2022-02-00-AM to Wed-Feb-01-2023-02-59-PM

09:00:00	21	17.9	4	32.5
10:00:00	30	18.2	5	32.5
11:00:00	37	16.0	4	32.5
12:00:00	33	16.7	6	33.3
13:00:00	35	17.9	6	32.5
14:00:00	43	16.7	6	32.5
15:00:00	46	14.2	4	32.5
16:00:00	56	12.7	3	34.2
17:00:00	66	13.0	12	32.5
18:00:00	44	14.9	10	33.0
19:00:00	14	18.9	2	35.0
20:00:00	8	23.4	1	32.5
21:00:00	7	31.1	4	33.8
22:00:00	9	18.6	1	32.5
23:00:00	1	27.5	0	0.0
00:00:00	4	27.5	2	32.5
01:00:00	2	25.0	0	0.0
02:00:00	0	N/A	N/A	N/A
03:00:00	0	N/A	N/A	N/A
04:00:00	2	30.0	1	32.5
05:00:00	2	30.0	1	32.5
06:00:00	11	23.4	4	32.5
07:00:00	28	19.6	9	33.1
08:00:00	42	17.3	8	33.8
09:00:00	30	21.0	9	32.5
10:00:00	31	15.9	3	32.5
11:00:00	35	17.9	5	33.5
12:00:00	37	15.1	5	32.5
13:00:00	46	15.6	4	32.5
14:00:00	48	17.1	13	32.5
15:00:00	73	12.5	16	33.4
16:00:00	67	11.5	8	32.5
17:00:00	64	13.3	12	32.5
18:00:00	56	13.1	9	33.6
19:00:00	53	12.7	8	32.5
20:00:00	29	19.7	9	35.3
21:00:00	32	12.4	6	33.3
22:00:00	12	18.3	3	32.5
23:00:00	0	N/A	N/A	N/A
00:00:00	0	N/A	N/A	N/A
01:00:00	1	27.5	0	0.0
02:00:00	0	N/A	N/A	N/A
03:00:00	0	N/A	N/A	N/A
04:00:00	1	32.5	1	32.5
05:00:00	5	25.0	3	32.5
06:00:00	10	22.5	5	32.5
07:00:00	28	19.9	13	33.3
08:00:00	44	17.0	9	33.1
09:00:00	42	17.3	10	33.5

## Summary of Violators

Hall Lane coming from Long Stratton

from Wed-Oct-26-2022-02-00-AM to Wed-Feb-01-2023-02-59-PM

10:00:00	37	15.6	7	32.5
11:00:00	54	16.3	10	33.0
12:00:00	52	12.8	7	33.2
13:00:00	48	16.8	12	33.3
14:00:00	42	15.8	9	32.5
15:00:00	82	11.4	15	33.2
16:00:00	81	11.9	9	33.6
17:00:00	68	12.3	11	33.0
18:00:00	55	16.7	16	33.4
19:00:00	27	22.4	9	33.6
20:00:00	27	21.0	5	33.5
21:00:00	14	24.1	7	33.9
22:00:00	18	17.1	4	33.8
23:00:00	2	16.3	2	32.5
00:00:00	1	17.5	0	0.0
01:00:00	0	N/A	N/A	N/A
02:00:00	0	N/A	N/A	N/A
03:00:00	0	N/A	N/A	N/A
04:00:00	3	30.8	2	32.5
05:00:00	8	29.4	4	32.5
06:00:00	5	31.5	3	34.2
07:00:00	25	17.0	5	34.5
08:00:00	47	12.1	4	32.5
09:00:00	34	20.4	8	33.8
10:00:00	39	16.7	8	32.5
11:00:00	43	15.3	7	33.9
12:00:00	39	14.7	2	32.5
13:00:00	56	14.9	13	32.9
14:00:00	66	10.3	9	32.5
15:00:00	91	10.8	14	33.2
16:00:00	77	12.2	12	34.6
17:00:00	79	9.5	18	32.5
18:00:00	67	11.8	10	33.5
19:00:00	43	15.3	8	33.1
20:00:00	20	22.8	7	34.6
21:00:00	18	21.1	3	32.5
22:00:00	6	20.4	1	32.5
23:00:00	5	25.0	4	32.5
00:00:00	0	N/A	N/A	N/A
01:00:00	0	N/A	N/A	N/A
02:00:00	0	N/A	N/A	N/A
03:00:00	2	13.8	0	0.0
04:00:00	1	32.5	1	32.5
05:00:00	5	30.5	2	35.0
06:00:00	3	30.8	2	32.5
07:00:00	7	24.3	1	37.5
08:00:00	15	21.7	3	32.5
09:00:00	24	20.2	5	33.5
10:00:00	49	17.2	13	33.3

## Summary of Violators

Hall Lane coming from Long Stratton

from Wed-Oct-26-2022-02-00-AM to Wed-Feb-01-2023-02-59-PM

11:00:00	48	15.3	10	32.5
12:00:00	58	12.5	14	32.9
13:00:00	57	12.6	9	32.5
14:00:00	45	14.3	10	33.0
15:00:00	47	15.6	10	33.0
16:00:00	44	16.0	8	33.1
17:00:00	50	14.8	8	32.5
18:00:00	37	15.3	5	32.5
19:00:00	17	23.8	7	32.5
20:00:00	16	20.6	4	33.8
21:00:00	7	22.9	1	32.5
22:00:00	8	23.4	1	32.5
23:00:00	4	23.8	1	32.5
00:00:00	2	25.0	0	0.0
01:00:00	0	N/A	N/A	N/A
02:00:00	0	N/A	N/A	N/A
03:00:00	1	27.5	0	0.0
04:00:00	0	N/A	N/A	N/A
05:00:00	4	31.3	3	32.5
06:00:00	1	37.5	1	37.5
07:00:00	6	19.2	1	37.5
08:00:00	11	27.3	4	35.0
09:00:00	29	20.4	10	34.0
10:00:00	30	19.1	10	32.5
11:00:00	41	17.5	10	33.5
12:00:00	39	14.7	4	33.8
13:00:00	49	12.7	8	32.5
14:00:00	38	16.8	11	33.0
15:00:00	45	14.6	3	32.5
16:00:00	45	14.8	8	33.8
17:00:00	20	24.6	6	33.3
18:00:00	20	19.9	3	34.2
19:00:00	20	22.3	6	33.3
20:00:00	13	25.4	2	37.5
21:00:00	11	20.7	0	0.0
22:00:00	3	29.2	1	37.5
23:00:00	0	N/A	N/A	N/A
00:00:00	0	N/A	N/A	N/A
01:00:00	3	30.8	2	32.5
02:00:00	0	N/A	N/A	N/A
03:00:00	0	N/A	N/A	N/A
04:00:00	1	32.5	1	32.5
05:00:00	6	25.4	4	33.8
06:00:00	7	25.7	4	33.8
07:00:00	27	18.2	9	33.1
08:00:00	33	15.3	2	32.5
09:00:00	35	16.8	5	33.5
10:00:00	27	15.3	2	32.5
11:00:00	47	16.4	10	33.0

## Summary of Violators

Hall Lane coming from Long Stratton

from Wed-Oct-26-2022-02-00-AM to Wed-Feb-01-2023-02-59-PM

12:00:00	42	16.0	7	33.2
13:00:00	31	16.9	6	32.5
14:00:00	47	15.9	7	32.5
15:00:00	68	11.7	7	33.9
16:00:00	63	11.0	7	32.5
17:00:00	61	12.6	9	33.1
18:00:00	55	12.1	12	32.9
19:00:00	31	15.9	3	35.8
20:00:00	26	19.2	7	34.6
21:00:00	23	18.7	9	32.5
22:00:00	5	28.5	2	32.5
23:00:00	3	29.2	1	32.5
00:00:00	1	27.5	0	0.0
01:00:00	0	N/A	N/A	N/A
02:00:00	0	N/A	N/A	N/A
03:00:00	0	N/A	N/A	N/A
04:00:00	0	N/A	N/A	N/A
05:00:00	5	34.5	5	34.5
06:00:00	8	27.5	2	35.0
07:00:00	33	18.5	7	34.6
08:00:00	35	16.0	5	32.5
09:00:00	38	14.2	3	32.5
10:00:00	37	17.0	6	32.5
11:00:00	36	19.5	7	32.5
12:00:00	25	18.4	2	32.5
13:00:00	36	17.2	6	34.2
14:00:00	43	12.8	3	32.5
15:00:00	77	9.2	4	32.5
16:00:00	76	11.4	12	33.3
17:00:00	55	13.5	9	32.5
18:00:00	54	13.8	6	32.5
19:00:00	23	21.6	5	35.5
20:00:00	19	16.3	9	33.1
21:00:00	9	20.6	3	35.8
22:00:00	6	28.3	2	32.5
23:00:00	4	27.5	1	32.5
00:00:00	2	22.5	1	32.5
01:00:00	1	32.5	1	32.5
02:00:00	0	N/A	N/A	N/A
03:00:00	0	N/A	N/A	N/A
04:00:00	2	32.5	2	32.5
05:00:00	3	27.5	2	37.5
06:00:00	11	27.3	5	34.5
07:00:00	27	19.6	10	34.0
08:00:00	46	16.4	11	33.9
09:00:00	34	18.7	10	33.5
10:00:00	36	16.5	6	34.2
11:00:00	53	14.8	8	32.5
12:00:00	43	15.1	5	33.5

## Summary of Violators

Hall Lane coming from Long Stratton

from Wed-Oct-26-2022-02-00-AM to Wed-Feb-01-2023-02-59-PM

13:00:00	31	16.8	3	32.5
14:00:00	40	14.8	6	32.5
15:00:00	64	14.0	10	34.0
16:00:00	66	10.5	6	32.5
17:00:00	52	12.3	6	32.5
18:00:00	63	13.8	14	33.2
19:00:00	25	20.6	8	32.5
20:00:00	18	24.4	7	33.2
21:00:00	12	22.3	6	32.5
22:00:00	13	27.1	3	34.2
23:00:00	2	35.0	2	35.0
00:00:00	1	32.5	1	32.5
01:00:00	0	N/A	N/A	N/A
02:00:00	0	N/A	N/A	N/A
03:00:00	0	N/A	N/A	N/A
04:00:00	1	32.5	1	32.5
05:00:00	2	32.5	2	32.5
06:00:00	9	25.6	3	32.5
07:00:00	27	17.5	5	33.5
08:00:00	46	12.1	4	32.5
09:00:00	46	16.5	8	33.8
10:00:00	28	15.1	3	34.2
11:00:00	30	16.9	2	32.5
12:00:00	42	14.9	7	32.5
13:00:00	45	15.9	11	33.0
14:00:00	43	17.6	5	32.5
15:00:00	71	12.4	9	33.6
16:00:00	70	12.4	15	32.8
17:00:00	61	12.0	10	33.0
18:00:00	75	12.6	10	33.5
19:00:00	45	14.5	8	33.8
20:00:00	25	24.3	10	33.5
21:00:00	16	24.4	4	36.3
22:00:00	12	28.8	4	35.0
23:00:00	8	20.0	1	32.5
00:00:00	5	24.5	0	0.0
01:00:00	0	N/A	N/A	N/A
02:00:00	0	N/A	N/A	N/A
03:00:00	0	N/A	N/A	N/A
04:00:00	2	40.0	2	40.0
05:00:00	2	16.3	2	32.5
06:00:00	7	31.1	3	35.8
07:00:00	30	16.4	8	33.8
08:00:00	52	12.4	4	32.5
09:00:00	29	19.3	10	33.5
10:00:00	45	15.2	9	33.1
11:00:00	47	16.4	9	33.6
12:00:00	46	14.0	6	34.2
13:00:00	51	12.0	7	32.5



## Summary of Violators

Hall Lane coming from Long Stratton

from Wed-Oct-26-2022-02-00-AM to Wed-Feb-01-2023-02-59-PM

14:00:00	48	14.2	7	33.2
15:00:00	75	11.9	10	32.5
16:00:00	85	11.1	15	33.2
17:00:00	64	12.9	8	33.1
18:00:00	69	14.1	16	33.1
19:00:00	44	14.3	12	34.2
20:00:00	14	21.3	2	32.5
21:00:00	11	26.4	4	32.5
22:00:00	14	23.4	6	33.3
23:00:00	7	26.4	3	34.2
00:00:00	3	30.8	2	32.5
01:00:00	0	N/A	N/A	N/A
02:00:00	0	N/A	N/A	N/A
03:00:00	0	N/A	N/A	N/A
04:00:00	1	32.5	1	32.5
05:00:00	5	20.0	2	32.5
06:00:00	1	32.5	1	32.5
07:00:00	4	23.8	0	0.0
08:00:00	19	19.1	6	33.3
09:00:00	31	15.6	6	33.3
10:00:00	42	15.7	6	33.3
11:00:00	47	14.5	11	33.0
12:00:00	51	13.1	5	34.5
13:00:00	38	17.8	9	33.1
14:00:00	40	15.6	8	33.8
15:00:00	49	15.7	8	34.4
16:00:00	62	12.8	5	33.5
17:00:00	44	14.7	11	32.5
18:00:00	41	15.9	12	32.5
19:00:00	24	18.2	10	32.5
20:00:00	13	27.3	4	35.0
21:00:00	14	21.8	2	32.5
22:00:00	12	23.5	2	35.0
23:00:00	11	22.5	2	32.5
00:00:00	2	27.5	1	32.5
01:00:00	2	32.5	1	37.5
02:00:00	0	N/A	N/A	N/A
03:00:00	1	32.5	1	32.5
04:00:00	1	32.5	1	32.5
05:00:00	3	18.3	1	32.5
06:00:00	0	N/A	N/A	N/A
07:00:00	3	25.8	1	37.5
08:00:00	12	18.3	1	32.5
09:00:00	11	24.1	2	37.5
10:00:00	42	17.0	11	33.0
11:00:00	44	16.0	10	34.0
12:00:00	60	13.3	15	33.2
13:00:00	45	14.4	7	32.5
14:00:00	49	14.5	14	32.9

## Summary of Violators

Hall Lane coming from Long Stratton

from Wed-Oct-26-2022-02-00-AM to Wed-Feb-01-2023-02-59-PM

15:00:00	51	14.5	12	33.3
16:00:00	40	17.1	6	32.5
17:00:00	26	25.0	10	33.5
18:00:00	23	17.6	2	32.5
19:00:00	22	18.8	11	35.7
20:00:00	10	13.8	1	32.5
21:00:00	6	22.9	2	32.5
22:00:00	7	23.6	3	32.5
23:00:00	1	32.5	1	32.5
00:00:00	5	25.0	4	32.5
01:00:00	0	N/A	N/A	N/A
02:00:00	1	27.5	0	0.0
03:00:00	0	N/A	N/A	N/A
04:00:00	3	37.5	3	37.5
05:00:00	6	34.2	5	35.5
06:00:00	8	31.9	7	32.5
07:00:00	31	20.4	12	33.8
08:00:00	41	16.5	6	32.5
09:00:00	38	19.0	14	33.9
10:00:00	43	16.0	8	32.5
11:00:00	40	14.2	3	34.2
12:00:00	33	15.8	8	32.5
13:00:00	50	16.2	10	33.0
14:00:00	46	16.3	9	33.1
15:00:00	73	12.6	12	33.3
16:00:00	59	14.0	8	32.5
17:00:00	77	11.7	14	33.2
18:00:00	52	13.4	12	32.9
19:00:00	46	16.3	11	33.9
20:00:00	15	23.5	3	34.2
21:00:00	16	18.0	3	32.5
22:00:00	3	30.8	2	32.5
23:00:00	5	29.5	2	32.5
00:00:00	3	30.8	1	37.5
01:00:00	1	27.5	0	0.0
02:00:00	0	N/A	N/A	N/A
03:00:00	1	27.5	0	0.0
04:00:00	2	30.0	1	32.5
05:00:00	7	20.4	1	32.5
06:00:00	8	26.6	3	35.8
07:00:00	36	15.3	5	32.5
08:00:00	6	22.9	1	32.5
09:00:00	0	N/A	N/A	N/A
10:00:00	0	N/A	N/A	N/A
11:00:00	0	N/A	N/A	N/A
12:00:00	0	N/A	N/A	N/A
13:00:00	0	N/A	N/A	N/A
14:00:00	0	N/A	N/A	N/A
15:00:00	0	N/A	N/A	N/A

## Summary of Violators

Hall Lane coming from Long Stratton

from Wed-Oct-26-2022-02-00-AM to Wed-Feb-01-2023-02-59-PM

16:00:00	0	N/A	N/A	N/A
17:00:00	0	N/A	N/A	N/A
18:00:00	0	N/A	N/A	N/A
19:00:00	0	N/A	N/A	N/A
20:00:00	0	N/A	N/A	N/A
21:00:00	0	N/A	N/A	N/A
22:00:00	0	N/A	N/A	N/A
23:00:00	0	N/A	N/A	N/A
00:00:00	0	N/A	N/A	N/A
01:00:00	0	N/A	N/A	N/A
02:00:00	0	N/A	N/A	N/A
03:00:00	0	N/A	N/A	N/A
04:00:00	0	N/A	N/A	N/A
05:00:00	0	N/A	N/A	N/A
06:00:00	0	N/A	N/A	N/A
07:00:00	0	N/A	N/A	N/A
08:00:00	0	N/A	N/A	N/A
09:00:00	0	N/A	N/A	N/A
10:00:00	0	N/A	N/A	N/A
11:00:00	0	N/A	N/A	N/A
12:00:00	0	N/A	N/A	N/A
13:00:00	0	N/A	N/A	N/A
14:00:00	0	N/A	N/A	N/A
15:00:00	0	N/A	N/A	N/A
16:00:00	0	N/A	N/A	N/A
17:00:00	0	N/A	N/A	N/A
18:00:00	0	N/A	N/A	N/A
19:00:00	0	N/A	N/A	N/A
20:00:00	0	N/A	N/A	N/A
21:00:00	0	N/A	N/A	N/A
22:00:00	0	N/A	N/A	N/A
23:00:00	0	N/A	N/A	N/A
00:00:00	0	N/A	N/A	N/A
01:00:00	0	N/A	N/A	N/A
02:00:00	0	N/A	N/A	N/A
03:00:00	0	N/A	N/A	N/A
04:00:00	0	N/A	N/A	N/A
05:00:00	0	N/A	N/A	N/A
06:00:00	0	N/A	N/A	N/A
07:00:00	0	N/A	N/A	N/A
08:00:00	0	N/A	N/A	N/A
09:00:00	0	N/A	N/A	N/A
10:00:00	0	N/A	N/A	N/A
11:00:00	0	N/A	N/A	N/A
12:00:00	0	N/A	N/A	N/A
13:00:00	0	N/A	N/A	N/A
14:00:00	0	N/A	N/A	N/A
15:00:00	0	N/A	N/A	N/A
16:00:00	0	N/A	N/A	N/A

## Summary of Violators

Hall Lane coming from Long Stratton

from Wed-Oct-26-2022-02-00-AM to Wed-Feb-01-2023-02-59-PM

17:00:00	0	N/A	N/A	N/A
18:00:00	0	N/A	N/A	N/A
19:00:00	0	N/A	N/A	N/A
20:00:00	0	N/A	N/A	N/A
21:00:00	0	N/A	N/A	N/A
22:00:00	0	N/A	N/A	N/A
23:00:00	0	N/A	N/A	N/A
00:00:00	0	N/A	N/A	N/A
01:00:00	0	N/A	N/A	N/A
02:00:00	0	N/A	N/A	N/A
03:00:00	0	N/A	N/A	N/A
04:00:00	0	N/A	N/A	N/A
05:00:00	0	N/A	N/A	N/A
06:00:00	0	N/A	N/A	N/A
07:00:00	0	N/A	N/A	N/A
08:00:00	0	N/A	N/A	N/A
09:00:00	0	N/A	N/A	N/A
10:00:00	0	N/A	N/A	N/A
11:00:00	0	N/A	N/A	N/A
12:00:00	0	N/A	N/A	N/A
13:00:00	0	N/A	N/A	N/A
14:00:00	0	N/A	N/A	N/A
15:00:00	0	N/A	N/A	N/A
16:00:00	0	N/A	N/A	N/A
17:00:00	0	N/A	N/A	N/A
18:00:00	0	N/A	N/A	N/A
19:00:00	0	N/A	N/A	N/A
20:00:00	0	N/A	N/A	N/A
21:00:00	0	N/A	N/A	N/A
22:00:00	0	N/A	N/A	N/A
23:00:00	0	N/A	N/A	N/A
00:00:00	0	N/A	N/A	N/A
01:00:00	0	N/A	N/A	N/A
02:00:00	0	N/A	N/A	N/A
03:00:00	0	N/A	N/A	N/A
04:00:00	0	N/A	N/A	N/A
05:00:00	0	N/A	N/A	N/A
06:00:00	0	N/A	N/A	N/A
07:00:00	0	N/A	N/A	N/A
08:00:00	0	N/A	N/A	N/A
09:00:00	0	N/A	N/A	N/A
10:00:00	0	N/A	N/A	N/A
11:00:00	0	N/A	N/A	N/A
12:00:00	0	N/A	N/A	N/A
13:00:00	0	N/A	N/A	N/A
14:00:00	0	N/A	N/A	N/A
15:00:00	0	N/A	N/A	N/A
16:00:00	0	N/A	N/A	N/A
17:00:00	0	N/A	N/A	N/A

## Summary of Violators

Hall Lane coming from Long Stratton

from Wed-Oct-26-2022-02-00-AM to Wed-Feb-01-2023-02-59-PM

18:00:00	0	N/A	N/A	N/A
19:00:00	0	N/A	N/A	N/A
20:00:00	0	N/A	N/A	N/A
21:00:00	0	N/A	N/A	N/A
22:00:00	0	N/A	N/A	N/A
23:00:00	0	N/A	N/A	N/A
00:00:00	0	N/A	N/A	N/A
01:00:00	0	N/A	N/A	N/A
02:00:00	0	N/A	N/A	N/A
03:00:00	0	N/A	N/A	N/A
04:00:00	0	N/A	N/A	N/A
05:00:00	0	N/A	N/A	N/A
06:00:00	0	N/A	N/A	N/A
07:00:00	0	N/A	N/A	N/A
08:00:00	0	N/A	N/A	N/A
09:00:00	0	N/A	N/A	N/A
10:00:00	0	N/A	N/A	N/A
11:00:00	0	N/A	N/A	N/A
12:00:00	0	N/A	N/A	N/A
13:00:00	0	N/A	N/A	N/A
14:00:00	0	N/A	N/A	N/A
15:00:00	0	N/A	N/A	N/A
16:00:00	0	N/A	N/A	N/A
17:00:00	0	N/A	N/A	N/A
18:00:00	0	N/A	N/A	N/A
19:00:00	0	N/A	N/A	N/A
20:00:00	0	N/A	N/A	N/A
21:00:00	0	N/A	N/A	N/A
22:00:00	0	N/A	N/A	N/A
23:00:00	0	N/A	N/A	N/A
00:00:00	0	N/A	N/A	N/A
01:00:00	0	N/A	N/A	N/A
02:00:00	0	N/A	N/A	N/A
03:00:00	0	N/A	N/A	N/A
04:00:00	0	N/A	N/A	N/A
05:00:00	0	N/A	N/A	N/A
06:00:00	0	N/A	N/A	N/A
07:00:00	0	N/A	N/A	N/A
08:00:00	0	N/A	N/A	N/A
09:00:00	0	N/A	N/A	N/A
10:00:00	0	N/A	N/A	N/A
11:00:00	0	N/A	N/A	N/A
12:00:00	0	N/A	N/A	N/A
13:00:00	0	N/A	N/A	N/A
14:00:00	0	N/A	N/A	N/A
15:00:00	0	N/A	N/A	N/A
16:00:00	0	N/A	N/A	N/A
17:00:00	0	N/A	N/A	N/A
18:00:00	0	N/A	N/A	N/A

## Summary of Violators

Hall Lane coming from Long Stratton

from Wed-Oct-26-2022-02-00-AM to Wed-Feb-01-2023-02-59-PM

19:00:00	0	N/A	N/A	N/A
20:00:00	0	N/A	N/A	N/A
21:00:00	0	N/A	N/A	N/A
22:00:00	0	N/A	N/A	N/A
23:00:00	0	N/A	N/A	N/A
00:00:00	0	N/A	N/A	N/A
01:00:00	0	N/A	N/A	N/A
02:00:00	0	N/A	N/A	N/A
03:00:00	0	N/A	N/A	N/A
04:00:00	0	N/A	N/A	N/A
05:00:00	0	N/A	N/A	N/A
06:00:00	0	N/A	N/A	N/A
07:00:00	0	N/A	N/A	N/A
08:00:00	0	N/A	N/A	N/A
09:00:00	0	N/A	N/A	N/A
10:00:00	0	N/A	N/A	N/A
11:00:00	0	N/A	N/A	N/A
12:00:00	0	N/A	N/A	N/A
13:00:00	0	N/A	N/A	N/A
14:00:00	0	N/A	N/A	N/A
15:00:00	0	N/A	N/A	N/A
16:00:00	0	N/A	N/A	N/A
17:00:00	0	N/A	N/A	N/A
18:00:00	0	N/A	N/A	N/A
19:00:00	0	N/A	N/A	N/A
20:00:00	0	N/A	N/A	N/A
21:00:00	0	N/A	N/A	N/A
22:00:00	0	N/A	N/A	N/A
23:00:00	0	N/A	N/A	N/A
00:00:00	0	N/A	N/A	N/A
01:00:00	0	N/A	N/A	N/A
02:00:00	0	N/A	N/A	N/A
03:00:00	0	N/A	N/A	N/A
04:00:00	0	N/A	N/A	N/A
05:00:00	0	N/A	N/A	N/A
06:00:00	0	N/A	N/A	N/A
07:00:00	0	N/A	N/A	N/A
08:00:00	0	N/A	N/A	N/A
09:00:00	0	N/A	N/A	N/A
10:00:00	0	N/A	N/A	N/A
11:00:00	0	N/A	N/A	N/A
12:00:00	0	N/A	N/A	N/A
13:00:00	0	N/A	N/A	N/A
14:00:00	0	N/A	N/A	N/A
15:00:00	0	N/A	N/A	N/A
16:00:00	0	N/A	N/A	N/A
17:00:00	0	N/A	N/A	N/A
18:00:00	0	N/A	N/A	N/A
19:00:00	0	N/A	N/A	N/A

## Summary of Violators

Hall Lane coming from Long Stratton

from Wed-Oct-26-2022-02-00-AM to Wed-Feb-01-2023-02-59-PM

20:00:00	0	N/A	N/A	N/A
21:00:00	0	N/A	N/A	N/A
22:00:00	0	N/A	N/A	N/A
23:00:00	0	N/A	N/A	N/A
00:00:00	0	N/A	N/A	N/A
01:00:00	0	N/A	N/A	N/A
02:00:00	0	N/A	N/A	N/A
03:00:00	0	N/A	N/A	N/A
04:00:00	0	N/A	N/A	N/A
05:00:00	0	N/A	N/A	N/A
06:00:00	0	N/A	N/A	N/A
07:00:00	0	N/A	N/A	N/A
08:00:00	0	N/A	N/A	N/A
09:00:00	0	N/A	N/A	N/A
10:00:00	0	N/A	N/A	N/A
11:00:00	0	N/A	N/A	N/A
12:00:00	0	N/A	N/A	N/A
13:00:00	0	N/A	N/A	N/A
14:00:00	0	N/A	N/A	N/A
15:00:00	0	N/A	N/A	N/A
16:00:00	0	N/A	N/A	N/A
17:00:00	0	N/A	N/A	N/A
18:00:00	0	N/A	N/A	N/A
19:00:00	0	N/A	N/A	N/A
20:00:00	0	N/A	N/A	N/A
21:00:00	0	N/A	N/A	N/A
22:00:00	0	N/A	N/A	N/A
23:00:00	0	N/A	N/A	N/A
00:00:00	0	N/A	N/A	N/A
01:00:00	0	N/A	N/A	N/A
02:00:00	0	N/A	N/A	N/A
03:00:00	0	N/A	N/A	N/A
04:00:00	0	N/A	N/A	N/A
05:00:00	0	N/A	N/A	N/A
06:00:00	0	N/A	N/A	N/A
07:00:00	0	N/A	N/A	N/A
08:00:00	0	N/A	N/A	N/A
09:00:00	0	N/A	N/A	N/A
10:00:00	0	N/A	N/A	N/A
11:00:00	0	N/A	N/A	N/A
12:00:00	0	N/A	N/A	N/A
13:00:00	0	N/A	N/A	N/A
14:00:00	0	N/A	N/A	N/A
15:00:00	0	N/A	N/A	N/A
16:00:00	0	N/A	N/A	N/A
17:00:00	0	N/A	N/A	N/A
18:00:00	0	N/A	N/A	N/A
19:00:00	0	N/A	N/A	N/A
20:00:00	0	N/A	N/A	N/A

## Summary of Violators

Hall Lane coming from Long Stratton

from Wed-Oct-26-2022-02-00-AM to Wed-Feb-01-2023-02-59-PM

21:00:00	0	N/A	N/A	N/A
22:00:00	0	N/A	N/A	N/A
23:00:00	0	N/A	N/A	N/A
00:00:00	0	N/A	N/A	N/A
01:00:00	0	N/A	N/A	N/A
02:00:00	0	N/A	N/A	N/A
03:00:00	0	N/A	N/A	N/A
04:00:00	0	N/A	N/A	N/A
05:00:00	0	N/A	N/A	N/A
06:00:00	0	N/A	N/A	N/A
07:00:00	0	N/A	N/A	N/A
08:00:00	0	N/A	N/A	N/A
09:00:00	0	N/A	N/A	N/A
10:00:00	0	N/A	N/A	N/A
11:00:00	0	N/A	N/A	N/A
12:00:00	0	N/A	N/A	N/A
13:00:00	0	N/A	N/A	N/A
14:00:00	0	N/A	N/A	N/A
15:00:00	0	N/A	N/A	N/A
16:00:00	0	N/A	N/A	N/A
17:00:00	0	N/A	N/A	N/A
18:00:00	0	N/A	N/A	N/A
19:00:00	0	N/A	N/A	N/A
20:00:00	0	N/A	N/A	N/A
21:00:00	0	N/A	N/A	N/A
22:00:00	0	N/A	N/A	N/A
23:00:00	0	N/A	N/A	N/A
00:00:00	0	N/A	N/A	N/A
01:00:00	0	N/A	N/A	N/A
02:00:00	0	N/A	N/A	N/A
03:00:00	0	N/A	N/A	N/A
04:00:00	0	N/A	N/A	N/A
05:00:00	0	N/A	N/A	N/A
06:00:00	0	N/A	N/A	N/A
07:00:00	0	N/A	N/A	N/A
08:00:00	0	N/A	N/A	N/A
09:00:00	0	N/A	N/A	N/A
10:00:00	0	N/A	N/A	N/A
11:00:00	0	N/A	N/A	N/A
12:00:00	0	N/A	N/A	N/A
13:00:00	0	N/A	N/A	N/A
14:00:00	0	N/A	N/A	N/A
15:00:00	0	N/A	N/A	N/A
16:00:00	0	N/A	N/A	N/A
17:00:00	0	N/A	N/A	N/A
18:00:00	0	N/A	N/A	N/A
19:00:00	0	N/A	N/A	N/A
20:00:00	0	N/A	N/A	N/A
21:00:00	0	N/A	N/A	N/A



## Summary of Violators

Hall Lane coming from Long Stratton

from Wed-Oct-26-2022-02-00-AM to Wed-Feb-01-2023-02-59-PM

22:00:00	0	N/A	N/A	N/A
23:00:00	0	N/A	N/A	N/A
00:00:00	0	N/A	N/A	N/A
01:00:00	0	N/A	N/A	N/A
02:00:00	0	N/A	N/A	N/A
03:00:00	0	N/A	N/A	N/A
04:00:00	0	N/A	N/A	N/A
05:00:00	0	N/A	N/A	N/A
06:00:00	0	N/A	N/A	N/A
07:00:00	0	N/A	N/A	N/A
08:00:00	0	N/A	N/A	N/A
09:00:00	0	N/A	N/A	N/A
10:00:00	0	N/A	N/A	N/A
11:00:00	0	N/A	N/A	N/A
12:00:00	0	N/A	N/A	N/A
13:00:00	0	N/A	N/A	N/A
14:00:00	0	N/A	N/A	N/A
15:00:00	0	N/A	N/A	N/A
16:00:00	0	N/A	N/A	N/A
17:00:00	0	N/A	N/A	N/A
18:00:00	0	N/A	N/A	N/A
19:00:00	0	N/A	N/A	N/A
20:00:00	0	N/A	N/A	N/A
21:00:00	0	N/A	N/A	N/A
22:00:00	0	N/A	N/A	N/A
23:00:00	0	N/A	N/A	N/A
00:00:00	0	N/A	N/A	N/A
01:00:00	0	N/A	N/A	N/A
02:00:00	0	N/A	N/A	N/A
03:00:00	0	N/A	N/A	N/A
04:00:00	0	N/A	N/A	N/A
05:00:00	0	N/A	N/A	N/A
06:00:00	0	N/A	N/A	N/A
07:00:00	0	N/A	N/A	N/A
08:00:00	0	N/A	N/A	N/A
09:00:00	0	N/A	N/A	N/A
10:00:00	0	N/A	N/A	N/A
11:00:00	0	N/A	N/A	N/A
12:00:00	0	N/A	N/A	N/A
13:00:00	0	N/A	N/A	N/A
14:00:00	0	N/A	N/A	N/A
15:00:00	0	N/A	N/A	N/A
16:00:00	0	N/A	N/A	N/A
17:00:00	0	N/A	N/A	N/A
18:00:00	0	N/A	N/A	N/A
19:00:00	0	N/A	N/A	N/A
20:00:00	0	N/A	N/A	N/A
21:00:00	0	N/A	N/A	N/A
22:00:00	0	N/A	N/A	N/A

Summary of Violators

Hall Lane coming from Long Stratton

from Wed-Oct-26-2022-02-00-AM to Wed-Feb-01-2023-02-59-PM

23:00:00

0

N/A

N/A

N/A

Incoming Histogram

Hall Lane coming from Long Stratton

from Wed-Oct-26-2022-02-00-AM to Wed-Feb-01-2023-02-59-PM

Date	Starting Hr:min	<15	15 to <20	20 to <25	25 to <30	30 to <35	35 to <40	40 to <45	45 to <50	50 to <55	55 to <60	60 to <65	65 to <70	70 to <75	75 to <80	80 to <85	85 to <90	90 to <95	95 to <100	100 to >105	Total Counts	Avg Speed (MPH)	85pct Speed	10MPH Pace	% in pace	# of Speeders	% Speeders	
26/10/2022	00:00	*	*	*	*	*	*	*	*	*	*	*	*	*	*	*	*	*	*	*	*	*	*	*	*	*	*	*
26/10/2022	01:00	0	0	0	0	0	0	0	0	0	0	0	0	0	0	0	0	0	0	0	0	0	0	0	*	*	*	*
26/10/2022	02:00	0	0	0	0	0	0	0	0	0	0	0	0	0	0	0	0	0	0	0	0	0	0	0	*	*	*	*
26/10/2022	03:00	0	0	0	0	0	0	0	0	0	0	0	0	0	0	0	0	0	0	0	0	0	0	0	*	*	*	*
26/10/2022	04:00	0	0	0	1	0	0	0	0	0	0	0	0	0	0	0	0	0	0	0	0	1	27	30	20 to 30	100.0	*	*
26/10/2022	05:00	0	0	0	2	2	0	0	0	0	0	0	0	0	0	0	0	0	0	0	0	4	29.5	32.5	25 to 35	100.0	2	50.0
26/10/2022	06:00	2	0	0	9	6	2	1	0	0	0	0	0	0	0	0	0	0	0	0	0	20	28.9	35	25 to 35	75.0	9	45.0
26/10/2022	07:00	1	1	10	24	9	2	0	0	0	0	0	0	0	0	0	0	0	0	0	0	47	27.1	32.2	20 to 30	72.3	11	23.4
26/10/2022	08:00	1	2	17	31	7	0	0	0	0	0	0	0	0	0	0	0	0	0	0	0	58	25.9	29.7	20 to 30	82.8	7	12.1
26/10/2022	09:00	2	2	5	32	9	0	0	0	0	0	0	0	0	0	0	0	0	0	0	0	50	26.7	30.6	25 to 35	82.0	9	18.0
26/10/2022	10:00	0	2	14	16	7	0	0	0	0	0	0	0	0	0	0	0	0	0	0	0	39	25.8	30.7	20 to 30	76.9	7	17.9
26/10/2022	11:00	3	4	10	23	3	0	0	0	0	0	0	0	0	0	0	0	0	0	0	0	43	24.3	29.3	20 to 30	76.7	3	7.0
26/10/2022	12:00	1	1	10	20	4	0	0	0	0	0	0	0	0	0	0	0	0	0	0	0	36	25.8	29.8	20 to 30	83.3	4	11.1
26/10/2022	13:00	1	1	8	19	4	0	0	0	0	0	0	0	0	0	0	0	0	0	0	0	33	25.9	29.7	20 to 30	81.8	4	12.1
26/10/2022	14:00	2	2	6	27	6	1	0	0	0	0	0	0	0	0	0	0	0	0	0	0	44	26.2	30	20 to 30	75.0	7	15.9
26/10/2022	15:00	3	3	10	18	4	0	0	0	0	0	0	0	0	0	0	0	0	0	0	0	38	24.6	29.4	20 to 30	73.7	4	10.5
26/10/2022	16:00	0	0	6	28	12	2	0	0	0	0	0	0	0	0	0	0	0	0	0	0	48	28.4	32.9	25 to 35	83.3	14	29.2
26/10/2022	17:00	0	1	9	25	11	1	0	0	0	0	0	0	0	0	0	0	0	0	0	0	47	27.5	32.3	25 to 35	76.6	12	25.5
26/10/2022	18:00	0	0	4	29	7	2	0	0	0	0	0	0	0	0	0	0	0	0	0	0	42	28.1	32.1	25 to 35	85.7	9	21.4
26/10/2022	19:00	1	0	5	8	4	2	0	0	0	0	0	0	0	0	0	0	0	0	0	0	20	27.1	33.8	20 to 30	65.0	6	30.0
26/10/2022	20:00	0	0	4	12	1	1	0	0	0	0	0	0	0	0	0	0	0	0	0	0	18	26.9	29.6	20 to 30	88.9	2	11.1
26/10/2022	21:00	0	0	1	2	0	0	0	0	0	0	0	0	0	0	0	0	0	0	0	0	3	25.3	30	20 to 30	100.0	*	*
26/10/2022	22:00	0	0	3	3	1	0	0	0	0	0	0	0	0	0	0	0	0	0	0	0	7	25.6	30	20 to 30	85.7	1	14.3
26/10/2022	23:00	0	0	1	2	0	0	0	0	0	0	0	0	0	0	0	0	0	0	0	0	3	25.3	30	20 to 30	100.0	*	*
24 Hr Summary		17	19	123	331	97	13	1	0	0	0	0	0	0	0	0	0	0	0	0	601	26.5	31.1	20 to 30	75.5	111	18.5	

Incoming Histogram

Hall Lane coming from Long Stratton

from Wed-Oct-26-2022-02-00-AM to Wed-Feb-01-2023-02-59-PM

Date	Starting Hr:min	<15	15 to <20	20 to <25	25 to <30	30 to <35	35 to <40	40 to <45	45 to <50	50 to <55	55 to <60	60 to <65	65 to <70	70 to <75	75 to <80	80 to <85	85 to <90	90 to <95	95 to <100	100 to >105	Total Counts	Avg Speed (MPH)	85pet Speed	10MPH Pace	% in pace	# of Speeders	% Speeders	
27/10/2022	00:00	0	0	0	0	0	0	0	0	0	0	0	0	0	0	0	0	0	0	0	0	0	0	*	*	*	*	
27/10/2022	01:00	0	0	0	0	1	0	0	0	0	0	0	0	0	0	0	0	0	0	0	0	1	32	35	25 to 35	100.0	1	100.0
27/10/2022	02:00	0	0	0	0	0	0	0	0	0	0	0	0	0	0	0	0	0	0	0	0	0	0	0	*	*	*	*
27/10/2022	03:00	0	0	0	1	0	0	0	0	0	0	0	0	0	0	0	0	0	0	0	0	1	27	30	20 to 30	100.0	*	*
27/10/2022	04:00	0	0	1	0	0	0	0	0	0	0	0	0	0	0	0	0	0	0	0	0	1	22	25	15 to 25	100.0	*	*
27/10/2022	05:00	0	0	0	1	2	0	0	0	0	0	0	0	0	0	0	0	0	0	0	0	3	30.3	35	25 to 35	100.0	2	66.7
27/10/2022	06:00	0	1	2	19	4	2	0	0	0	0	0	0	0	0	0	0	0	0	0	0	28	27.9	32.5	25 to 35	82.1	6	21.4
27/10/2022	07:00	3	0	7	30	5	0	0	0	0	0	0	0	0	0	0	0	0	0	0	0	45	26.1	29.7	20 to 30	82.2	5	11.1
27/10/2022	08:00	0	3	8	20	11	1	0	0	0	0	0	0	0	0	0	0	0	0	0	0	43	27.2	32.7	25 to 35	72.1	12	27.9
27/10/2022	09:00	0	1	17	34	6	0	0	0	0	0	0	0	0	0	0	0	0	0	0	0	58	26.2	29.6	20 to 30	87.9	6	10.3
27/10/2022	10:00	0	2	9	28	11	0	0	0	0	0	0	0	0	0	0	0	0	0	0	0	50	27.2	31.4	25 to 35	78.0	11	22.0
27/10/2022	11:00	0	1	14	20	4	0	0	0	0	0	0	0	0	0	0	0	0	0	0	0	39	25.8	29.5	20 to 30	87.2	4	10.3
27/10/2022	12:00	2	2	13	16	5	0	0	0	0	0	0	0	0	0	0	0	0	0	0	0	38	24.7	29.7	20 to 30	76.3	5	13.2
27/10/2022	13:00	0	3	6	23	0	0	0	0	0	0	0	0	0	0	0	0	0	0	0	0	32	25.5	28.9	20 to 30	90.6	*	*
27/10/2022	14:00	1	4	9	21	3	1	0	0	0	0	0	0	0	0	0	0	0	0	0	0	39	25.4	29.5	20 to 30	76.9	4	10.3
27/10/2022	15:00	1	2	12	28	3	0	0	0	0	0	0	0	0	0	0	0	0	0	0	0	46	25.6	29.3	20 to 30	87.0	3	6.5
27/10/2022	16:00	4	6	7	20	8	2	0	0	0	0	0	0	0	0	0	0	0	0	0	0	47	25.3	31.9	25 to 35	59.6	10	21.3
27/10/2022	17:00	0	3	12	42	10	1	0	0	0	0	0	0	0	0	0	0	0	0	0	0	68	26.9	30.5	20 to 30	79.4	11	16.2
27/10/2022	18:00	2	1	12	15	6	1	0	0	0	0	0	0	0	0	0	0	0	0	0	0	37	25.6	30.8	20 to 30	73.0	7	18.9
27/10/2022	19:00	0	0	3	15	3	0	0	0	0	0	0	0	0	0	0	0	0	0	0	0	21	27.2	30	20 to 30	85.7	3	14.3
27/10/2022	20:00	0	1	0	9	3	0	0	0	0	0	0	0	0	0	0	0	0	0	0	0	13	27.5	31.7	25 to 35	92.3	3	23.1
27/10/2022	21:00	0	0	1	10	0	0	0	0	0	0	0	0	0	0	0	0	0	0	0	0	11	26.8	29	20 to 30	100.0	*	*
27/10/2022	22:00	0	0	2	3	2	0	0	0	0	0	0	0	0	0	0	0	0	0	0	0	7	27.1	32.5	20 to 30	71.4	2	28.6
27/10/2022	23:00	0	0	0	1	1	0	0	0	0	0	0	0	0	0	0	0	0	0	0	0	2	29.5	35	25 to 35	100.0	1	50.0
24 Hr Summary		13	30	135	356	88	8	0	0	0	0	0	0	0	0	0	0	0	0	0	630	26.3	30.1	20 to 30	77.9	96	15.2	

Incoming Histogram

Hall Lane coming from Long Stratton

from Wed-Oct-26-2022-02-00-AM to Wed-Feb-01-2023-02-59-PM

Date	Starting Hr:min	<15	15 to <20	20 to <25	25 to <30	30 to <35	35 to <40	40 to <45	45 to <50	50 to <55	55 to <60	60 to <65	65 to <70	70 to <75	75 to <80	80 to <85	85 to <90	90 to <95	95 to <100	100 to >105	Total Counts	Avg Speed (MPH)	85pet Speed	10MPH Pace	% in pace	# of Speeders	% Speeders	
28/10/2022	00:00	0	0	0	1	0	0	0	0	0	0	0	0	0	0	0	0	0	0	0	0	1	27	30	20 to 30	100.0	*	*
28/10/2022	01:00	0	0	0	0	0	0	0	0	0	0	0	0	0	0	0	0	0	0	0	0	0	0	0	*	*	*	*
28/10/2022	02:00	0	0	0	0	1	0	0	0	0	0	0	0	0	0	0	0	0	0	0	0	1	32	35	25 to 35	100.0	1	100.0
28/10/2022	03:00	0	0	0	0	0	0	0	0	0	0	0	0	0	0	0	0	0	0	0	0	0	0	0	*	*	*	*
28/10/2022	04:00	0	0	0	0	2	0	0	0	0	0	0	0	0	0	0	0	0	0	0	0	2	32	35	25 to 35	100.0	2	100.0
28/10/2022	05:00	0	0	2	3	2	1	0	0	0	0	0	0	0	0	0	0	0	0	0	0	8	28.3	35	20 to 30	62.5	3	37.5
28/10/2022	06:00	0	0	2	8	8	1	0	0	0	0	0	0	0	0	0	0	0	0	0	0	19	29.3	33.8	25 to 35	84.2	9	47.4
28/10/2022	07:00	3	0	6	24	6	1	0	0	0	0	0	0	0	0	0	0	0	0	0	0	40	26.3	30.8	20 to 30	75.0	7	17.5
28/10/2022	08:00	0	1	3	29	4	0	0	0	0	0	0	0	0	0	0	0	0	0	0	0	37	27.2	29.7	25 to 35	89.2	4	10.8
28/10/2022	09:00	1	2	8	21	7	0	0	0	0	0	0	0	0	0	0	0	0	0	0	0	39	26.3	30.7	20 to 30	74.4	7	17.9
28/10/2022	10:00	1	0	17	28	5	1	0	0	0	0	0	0	0	0	0	0	0	0	0	0	52	26.1	29.6	20 to 30	86.5	6	11.5
28/10/2022	11:00	0	3	7	28	8	2	0	0	0	0	0	0	0	0	0	0	0	0	0	0	48	27.3	31.9	25 to 35	75.0	10	20.8
28/10/2022	12:00	1	1	8	22	4	0	0	0	0	0	0	0	0	0	0	0	0	0	0	0	36	25.9	29.8	20 to 30	83.3	4	11.1
28/10/2022	13:00	0	1	4	18	9	0	0	0	0	0	0	0	0	0	0	0	0	0	0	0	32	27.8	32.2	25 to 35	84.4	9	28.1
28/10/2022	14:00	3	3	19	32	10	0	0	0	0	0	0	0	0	0	0	0	0	0	0	0	67	25.4	30	20 to 30	76.1	10	14.9
28/10/2022	15:00	3	1	17	20	10	0	0	0	0	0	0	0	0	0	0	0	0	0	0	0	51	25.5	31	20 to 30	72.5	10	19.6
28/10/2022	16:00	0	1	10	31	6	0	0	0	0	0	0	0	0	0	0	0	0	0	0	0	48	26.7	29.8	20 to 30	85.4	6	12.5
28/10/2022	17:00	0	3	12	25	7	1	0	0	0	0	0	0	0	0	0	0	0	0	0	0	48	26.3	30.7	20 to 30	77.1	8	16.7
28/10/2022	18:00	0	1	11	32	5	3	0	0	0	0	0	0	0	0	0	0	0	0	0	0	52	27.1	30	20 to 30	82.7	8	15.4
28/10/2022	19:00	0	0	2	18	2	3	0	0	0	0	0	0	0	0	0	0	0	0	0	0	25	28.5	32.5	20 to 30	80.0	5	20.0
28/10/2022	20:00	0	0	3	10	4	0	0	0	0	0	0	0	0	0	0	0	0	0	0	0	17	27.6	31.2	25 to 35	82.4	4	23.5
28/10/2022	21:00	1	1	2	8	0	1	0	0	0	0	0	0	0	0	0	0	0	0	0	0	13	25.2	29.4	20 to 30	76.9	1	7.7
28/10/2022	22:00	0	1	0	1	0	0	0	0	0	0	0	0	0	0	0	0	0	0	0	0	2	22	30	10 to 20	50.0	*	*
28/10/2022	23:00	0	0	0	2	0	0	0	0	0	0	0	0	0	0	0	0	0	0	0	0	2	27	30	20 to 30	100.0	*	*
24 Hr Summary		13	19	133	361	100	14	0	0	0	0	0	0	0	0	0	0	0	0	0	640	26.6	30.9	20 to 30	77.2	114	17.8	

Incoming Histogram

Hall Lane coming from Long Stratton

from Wed-Oct-26-2022-02-00-AM to Wed-Feb-01-2023-02-59-PM

Date	Starting Hr:min	<15	15 to <20	20 to <25	25 to <30	30 to <35	35 to <40	40 to <45	45 to <50	50 to <55	55 to <60	60 to <65	65 to <70	70 to <75	75 to <80	80 to <85	85 to <90	90 to <95	95 to <100	100 to >105	Total Counts	Avg Speed (MPH)	85pet Speed	10MPH Pace	% in pace	# of Speeders	% Speeders	
29/10/2022	00:00	0	0	0	2	1	0	0	0	0	0	0	0	0	0	0	0	0	0	0	0	3	28.7	35	25 to 35	100.0	1	33.3
29/10/2022	01:00	0	0	0	2	0	0	0	0	0	0	0	0	0	0	0	0	0	0	0	0	2	27	30	20 to 30	100.0	*	*
29/10/2022	02:00	0	0	0	0	0	0	0	0	0	0	0	0	0	0	0	0	0	0	0	0	0	0	0	*	*	*	*
29/10/2022	03:00	0	0	0	1	0	0	0	0	0	0	0	0	0	0	0	0	0	0	0	0	1	27	30	20 to 30	100.0	*	*
29/10/2022	04:00	0	0	0	4	1	0	0	0	0	0	0	0	0	0	0	0	0	0	0	0	5	28.2	30	25 to 35	100.0	1	20.0
29/10/2022	05:00	0	0	0	1	0	0	0	0	0	0	0	0	0	0	0	0	0	0	0	0	1	27	30	20 to 30	100.0	*	*
29/10/2022	06:00	0	0	1	4	1	1	0	0	0	0	0	0	0	0	0	0	0	0	0	0	7	28.6	35	20 to 30	71.4	2	28.6
29/10/2022	07:00	0	1	2	9	1	0	0	0	0	0	0	0	0	0	0	0	0	0	0	0	13	26.1	29.4	20 to 30	84.6	1	7.7
29/10/2022	08:00	3	3	7	18	11	2	0	0	0	0	0	0	0	0	0	0	0	0	0	0	44	26.5	32.7	25 to 35	65.9	13	29.5
29/10/2022	09:00	0	2	15	32	5	0	0	0	0	0	0	0	0	0	0	0	0	0	0	0	54	26.1	29.5	20 to 30	87.0	5	9.3
29/10/2022	10:00	0	0	9	37	13	1	0	0	0	0	0	0	0	0	0	0	0	0	0	0	60	27.9	31.9	25 to 35	83.3	14	23.3
29/10/2022	11:00	4	4	11	41	6	0	0	0	0	0	0	0	0	0	0	0	0	0	0	0	66	25.4	29.5	20 to 30	78.8	6	9.1
29/10/2022	12:00	0	3	12	46	3	1	0	0	0	0	0	0	0	0	0	0	0	0	0	0	65	26.4	29.3	20 to 30	89.2	4	6.2
29/10/2022	13:00	1	5	13	35	9	1	0	0	0	0	0	0	0	0	0	0	0	0	0	0	64	26.2	30	20 to 30	75.0	10	15.6
29/10/2022	14:00	5	3	10	20	7	1	0	0	0	0	0	0	0	0	0	0	0	0	0	0	46	24.9	30.7	20 to 30	65.2	8	17.4
29/10/2022	15:00	2	3	6	10	12	1	0	0	0	0	0	0	0	0	0	0	0	0	0	0	34	26.6	33.3	25 to 35	64.7	13	38.2
29/10/2022	16:00	2	3	11	13	3	1	0	0	0	0	0	0	0	0	0	0	0	0	0	0	33	24.2	29.6	20 to 30	72.7	4	12.1
29/10/2022	17:00	0	1	6	21	5	3	0	0	0	0	0	0	0	0	0	0	0	0	0	0	36	27.8	33	20 to 30	75.0	8	22.2
29/10/2022	18:00	0	1	6	25	6	2	0	0	0	0	0	0	0	0	0	0	0	0	0	0	40	27.5	31.7	20 to 30	77.5	8	20.0
29/10/2022	19:00	0	0	0	4	3	1	0	0	0	0	0	0	0	0	0	0	0	0	0	0	8	30.3	35	25 to 35	87.5	4	50.0
29/10/2022	20:00	0	1	2	9	1	0	0	0	0	0	0	0	0	0	0	0	0	0	0	0	13	26	29.4	20 to 30	84.6	1	7.7
29/10/2022	21:00	0	0	3	7	5	0	0	0	0	0	0	0	0	0	0	0	0	0	0	0	15	27.9	33	25 to 35	80.0	5	33.3
29/10/2022	22:00	0	0	0	4	0	0	0	0	0	0	0	0	0	0	0	0	0	0	0	0	4	27	28.8	20 to 30	100.0	*	*
29/10/2022	23:00	0	0	1	3	2	1	0	0	0	0	0	0	0	0	0	0	0	0	0	0	7	29.3	35	25 to 35	71.4	3	42.9
24 Hr Summary		17	30	115	348	95	16	0	0	0	0	0	0	0	0	0	0	0	0	0	0	621	26.5	30.9	20 to 30	74.6	111	17.9

Incoming Histogram

Hall Lane coming from Long Stratton

from Wed-Oct-26-2022-02-00-AM to Wed-Feb-01-2023-02-59-PM

Date	Starting Hr:min	<15	15 to <20	20 to <25	25 to <30	30 to <35	35 to <40	40 to <45	45 to <50	50 to <55	55 to <60	60 to <65	65 to <70	70 to <75	75 to <80	80 to <85	85 to <90	90 to <95	95 to <100	100 to >105	Total Counts	Avg Speed (MPH)	85pet Speed	10MPH Pace	% in pace	# of Speeders	% Speeders	
30/10/2022	00:00	0	0	1	4	0	0	0	0	0	0	0	0	0	0	0	0	0	0	0	0	5	26	28.8	20 to 30	100.0	*	*
30/10/2022	01:00	0	1	0	0	1	0	0	0	0	0	0	0	0	0	0	0	0	0	0	0	2	24.5	35	10 to 20	50.0	1	50.0
30/10/2022	02:00	0	0	0	0	1	0	0	0	0	0	0	0	0	0	0	0	0	0	0	0	1	32	35	25 to 35	100.0	1	100.0
30/10/2022	03:00	0	0	0	0	0	0	0	0	0	0	0	0	0	0	0	0	0	0	0	0	0	0	0	*	*	*	*
30/10/2022	04:00	0	0	0	0	1	0	0	0	0	0	0	0	0	0	0	0	0	0	0	0	1	32	35	25 to 35	100.0	1	100.0
30/10/2022	05:00	0	0	0	1	0	0	0	0	0	0	0	0	0	0	0	0	0	0	0	0	1	27	30	20 to 30	100.0	*	*
30/10/2022	06:00	0	0	0	2	3	0	0	0	0	0	0	0	0	0	0	0	0	0	0	0	5	30	33.3	25 to 35	100.0	3	60.0
30/10/2022	07:00	0	0	3	5	0	0	0	0	0	0	0	0	0	0	0	0	0	0	0	0	8	25.4	29	20 to 30	100.0	*	*
30/10/2022	08:00	0	0	0	4	1	0	0	0	0	0	0	0	0	0	0	0	0	0	0	0	5	28	30	25 to 35	100.0	1	20.0
30/10/2022	09:00	1	1	3	14	5	0	0	0	0	0	0	0	0	0	0	0	0	0	0	0	24	26.4	31	25 to 35	79.2	5	20.8
30/10/2022	10:00	1	0	4	18	6	2	0	0	0	0	0	0	0	0	0	0	0	0	0	0	31	27.7	32.5	25 to 35	77.4	8	25.8
30/10/2022	11:00	0	2	5	30	11	0	0	0	0	0	0	0	0	0	0	0	0	0	0	0	48	27.5	31.8	25 to 35	85.4	11	22.9
30/10/2022	12:00	0	1	16	38	15	1	0	0	0	0	0	0	0	0	0	0	0	0	0	0	71	27.3	31.7	20 to 30	76.1	16	22.5
30/10/2022	13:00	1	1	2	18	5	0	0	0	0	0	0	0	0	0	0	0	0	0	0	0	27	26.9	31	25 to 35	85.2	5	18.5
30/10/2022	14:00	2	0	0	33	8	0	0	0	0	0	0	0	0	0	0	0	0	0	0	0	43	27.6	31.2	25 to 35	95.3	8	18.6
30/10/2022	15:00	0	1	1	19	7	1	0	0	0	0	0	0	0	0	0	0	0	0	0	0	29	28.4	32.9	25 to 35	89.7	8	27.6
30/10/2022	16:00	0	2	5	19	3	0	0	0	0	0	0	0	0	0	0	0	0	0	0	0	29	26.2	29.7	20 to 30	82.8	3	10.3
30/10/2022	17:00	1	2	10	23	3	0	0	0	0	0	0	0	0	0	0	0	0	0	0	0	39	25.5	29.3	20 to 30	84.6	3	7.7
30/10/2022	18:00	1	0	8	17	3	2	0	0	0	0	0	0	0	0	0	0	0	0	0	0	31	26.6	30	20 to 30	80.6	5	16.1
30/10/2022	19:00	0	0	1	6	7	0	0	0	0	0	0	0	0	0	0	0	0	0	0	0	14	29.4	33.6	25 to 35	92.9	7	50.0
30/10/2022	20:00	0	1	5	8	2	2	0	0	0	0	0	0	0	0	0	0	0	0	0	0	18	26.8	32.5	20 to 30	72.2	4	22.2
30/10/2022	21:00	0	0	1	4	4	0	0	0	0	0	0	0	0	0	0	0	0	0	0	0	9	28.9	33.8	25 to 35	88.9	4	44.4
30/10/2022	22:00	0	0	0	2	1	0	0	0	0	0	0	0	0	0	0	0	0	0	0	0	3	28.7	35	25 to 35	100.0	1	33.3
30/10/2022	23:00	0	0	0	0	1	0	0	0	0	0	0	0	0	0	0	0	0	0	0	0	1	32	35	25 to 35	100.0	1	100.0
24 Hr Summary		7	12	65	265	88	8	0	0	0	0	0	0	0	0	0	0	0	0	0	0	445	27.2	31.6	25 to 35	79.3	96	21.6

Incoming Histogram

Hall Lane coming from Long Stratton

from Wed-Oct-26-2022-02-00-AM to Wed-Feb-01-2023-02-59-PM

Date	Starting Hr:min	<15	15 to <20	20 to <25	25 to <30	30 to <35	35 to <40	40 to <45	45 to <50	50 to <55	55 to <60	60 to <65	65 to <70	70 to <75	75 to <80	80 to <85	85 to <90	90 to <95	95 to <100	100 to >105	Total Counts	Avg Speed (MPH)	85pet Speed	10MPH Pace	% in pace	# of Speeders	% Speeders	
31/10/2022	00:00	0	0	0	1	0	0	0	0	0	0	0	0	0	0	0	0	0	0	0	0	1	27	30	20 to 30	100.0	*	*
31/10/2022	01:00	0	0	0	0	0	0	0	0	0	0	0	0	0	0	0	0	0	0	0	0	0	0	0	*	*	*	*
31/10/2022	02:00	0	0	0	0	0	0	0	0	0	0	0	0	0	0	0	0	0	0	0	0	0	0	0	*	*	*	*
31/10/2022	03:00	0	0	0	0	0	0	0	0	0	0	0	0	0	0	0	0	0	0	0	0	0	0	0	*	*	*	*
31/10/2022	04:00	0	0	0	0	0	0	0	0	0	0	0	0	0	0	0	0	0	0	0	0	0	0	0	*	*	*	*
31/10/2022	05:00	0	0	1	2	0	0	0	0	0	0	0	0	0	0	0	0	0	0	0	0	3	25.3	30	20 to 30	100.0	*	*
31/10/2022	06:00	1	0	1	0	3	0	0	0	0	0	0	0	0	0	0	0	0	0	0	0	5	26.2	33.3	25 to 35	60.0	3	60.0
31/10/2022	07:00	0	0	1	13	8	2	0	0	0	0	0	0	0	0	0	0	0	0	0	0	24	29.5	33.8	25 to 35	87.5	10	41.7
31/10/2022	08:00	0	2	7	34	14	1	0	0	0	0	0	0	0	0	0	0	0	0	0	0	58	27.8	32.1	25 to 35	82.8	15	25.9
31/10/2022	09:00	2	3	6	25	10	0	0	0	0	0	0	0	0	0	0	0	0	0	0	0	46	26.4	31.5	25 to 35	76.1	10	21.7
31/10/2022	10:00	1	0	3	23	10	1	0	0	0	0	0	0	0	0	0	0	0	0	0	0	38	28.1	32.5	25 to 35	86.8	11	28.9
31/10/2022	11:00	1	2	16	25	4	0	0	0	0	0	0	0	0	0	0	0	0	0	0	0	48	25.4	29.4	20 to 30	85.4	4	8.3
31/10/2022	12:00	1	1	7	15	8	0	0	0	0	0	0	0	0	0	0	0	0	0	0	0	32	26.6	31.9	25 to 35	71.9	8	25.0
31/10/2022	13:00	0	1	7	20	9	0	0	0	0	0	0	0	0	0	0	0	0	0	0	0	37	27.3	31.7	25 to 35	78.4	9	24.3
31/10/2022	14:00	1	2	10	28	3	0	0	0	0	0	0	0	0	0	0	0	0	0	0	0	44	25.7	29.3	20 to 30	86.4	3	6.8
31/10/2022	15:00	3	1	10	25	6	0	0	0	0	0	0	0	0	0	0	0	0	0	0	0	45	25.6	29.8	20 to 30	77.8	6	13.3
31/10/2022	16:00	4	3	10	33	7	0	0	0	0	0	0	0	0	0	0	0	0	0	0	0	57	25.5	29.7	20 to 30	75.4	7	12.3
31/10/2022	17:00	1	1	18	46	4	0	0	0	0	0	0	0	0	0	0	0	0	0	0	0	70	26	29.3	20 to 30	91.4	4	5.7
31/10/2022	18:00	0	2	11	36	12	3	0	0	0	0	0	0	0	0	0	0	0	0	0	0	64	27.5	32.1	25 to 35	75.0	15	23.4
31/10/2022	19:00	1	2	11	18	0	0	0	0	0	0	0	0	0	0	0	0	0	0	0	0	32	24.3	28.6	20 to 30	90.6	*	*
31/10/2022	20:00	1	0	10	12	5	1	0	0	0	0	0	0	0	0	0	0	0	0	0	0	29	26	32	20 to 30	75.9	6	20.7
31/10/2022	21:00	0	1	1	10	2	0	0	0	0	0	0	0	0	0	0	0	0	0	0	0	14	26.9	30	25 to 35	85.7	2	14.3
31/10/2022	22:00	0	0	0	2	4	0	0	0	0	0	0	0	0	0	0	0	0	0	0	0	6	30.7	33.8	25 to 35	100.0	4	66.7
31/10/2022	23:00	0	0	0	4	1	0	0	0	0	0	0	0	0	0	0	0	0	0	0	0	5	28.2	30	25 to 35	100.0	1	20.0
24 Hr Summary		17	21	130	372	110	8	0	0	0	0	0	0	0	0	0	0	0	0	0	0	658	26.5	30.9	20 to 30	76.3	118	17.9



Incoming Histogram

Hall Lane coming from Long Stratton

from Wed-Oct-26-2022-02-00-AM to Wed-Feb-01-2023-02-59-PM

Date	Starting Hr:min	<15	15 to <20	20 to <25	25 to <30	30 to <35	35 to <40	40 to <45	45 to <50	50 to <55	55 to <60	60 to <65	65 to <70	70 to <75	75 to <80	80 to <85	85 to <90	90 to <95	95 to <100	100 to >105	Total Counts	Avg Speed (MPH)	85pet Speed	10MPH Pace	% in pace	# of Speeders	% Speeders	
01/11/2022	00:00	0	0	1	0	1	0	0	0	0	0	0	0	0	0	0	0	0	0	0	0	2	27	35	15 to 25	50.0	1	50.0
01/11/2022	01:00	0	0	0	0	0	0	0	0	0	0	0	0	0	0	0	0	0	0	0	0	0	0	0	*	*	*	*
01/11/2022	02:00	0	0	0	0	0	0	0	0	0	0	0	0	0	0	0	0	0	0	0	0	0	0	0	*	*	*	*
01/11/2022	03:00	0	0	0	1	0	0	0	0	0	0	0	0	0	0	0	0	0	0	0	0	1	27	30	20 to 30	100.0	*	*
01/11/2022	04:00	0	0	1	0	0	0	0	0	0	0	0	0	0	0	0	0	0	0	0	0	1	22	25	15 to 25	100.0	*	*
01/11/2022	05:00	0	0	0	1	1	0	0	0	0	0	0	0	0	0	0	0	0	0	0	0	2	29.5	35	25 to 35	100.0	1	50.0
01/11/2022	06:00	0	0	2	3	3	0	0	0	0	0	0	0	0	0	0	0	0	0	0	0	8	27.6	33.3	25 to 35	75.0	3	37.5
01/11/2022	07:00	1	1	3	17	6	1	0	0	0	0	0	0	0	0	0	0	0	0	0	0	29	27.2	32.5	25 to 35	79.3	7	24.1
01/11/2022	08:00	0	0	13	43	13	0	0	0	0	0	0	0	0	0	0	0	0	0	0	0	69	27.4	31.2	20 to 30	81.2	13	18.8
01/11/2022	09:00	3	3	12	34	13	0	0	0	0	0	0	0	0	0	0	0	0	0	0	0	65	26.1	31.2	25 to 35	72.3	13	20.0
01/11/2022	10:00	1	0	14	36	4	1	0	0	0	0	0	0	0	0	0	0	0	0	0	0	56	26.3	29.6	20 to 30	89.3	5	8.9
01/11/2022	11:00	1	3	11	19	4	1	0	0	0	0	0	0	0	0	0	0	0	0	0	0	39	25.4	29.7	20 to 30	76.9	5	12.8
01/11/2022	12:00	0	4	8	18	3	0	0	0	0	0	0	0	0	0	0	0	0	0	0	0	33	25.3	29.4	20 to 30	78.8	3	9.1
01/11/2022	13:00	2	3	7	24	5	1	0	0	0	0	0	0	0	0	0	0	0	0	0	0	42	25.9	30	20 to 30	73.8	6	14.3
01/11/2022	14:00	1	4	7	26	2	0	0	0	0	0	0	0	0	0	0	0	0	0	0	0	40	25.3	29.2	20 to 30	82.5	2	5.0
01/11/2022	15:00	4	2	6	23	3	0	0	0	0	0	0	0	0	0	0	0	0	0	0	0	38	24.5	29.3	20 to 30	76.3	3	7.9
01/11/2022	16:00	6	6	17	22	2	0	0	0	0	0	0	0	0	0	0	0	0	0	0	0	53	23.1	28.6	20 to 30	73.6	2	3.8
01/11/2022	17:00	1	3	13	30	9	2	0	0	0	0	0	0	0	0	0	0	0	0	0	0	58	26.6	31.1	20 to 30	74.1	11	19.0
01/11/2022	18:00	2	4	12	36	9	1	0	0	0	0	0	0	0	0	0	0	0	0	0	0	64	26.1	30	20 to 30	75.0	10	15.6
01/11/2022	19:00	0	1	9	16	5	0	0	0	0	0	0	0	0	0	0	0	0	0	0	0	31	26.4	30	20 to 30	80.6	5	16.1
01/11/2022	20:00	0	0	6	22	4	1	0	0	0	0	0	0	0	0	0	0	0	0	0	0	33	27.3	30	20 to 30	84.8	5	15.2
01/11/2022	21:00	1	0	0	4	2	1	0	0	0	0	0	0	0	0	0	0	0	0	0	0	8	27.8	35	25 to 35	75.0	3	37.5
01/11/2022	22:00	0	0	1	5	0	0	0	0	0	0	0	0	0	0	0	0	0	0	0	0	6	26.2	29	20 to 30	100.0	*	*
01/11/2022	23:00	0	0	1	2	0	0	0	0	0	0	0	0	0	0	0	0	0	0	0	0	3	25.3	30	20 to 30	100.0	*	*
24 Hr Summary		23	34	144	382	89	9	0	0	0	0	0	0	0	0	0	0	0	0	0	0	681	26	29.9	20 to 30	77.2	98	14.4

Incoming Histogram

Hall Lane coming from Long Stratton

from Wed-Oct-26-2022-02-00-AM to Wed-Feb-01-2023-02-59-PM

Date	Starting Hr:min	<15	15 to <20	20 to <25	25 to <30	30 to <35	35 to <40	40 to <45	45 to <50	50 to <55	55 to <60	60 to <65	65 to <70	70 to <75	75 to <80	80 to <85	85 to <90	90 to <95	95 to <100	100 to >105	Total Counts	Avg Speed (MPH)	85pet Speed	10MPH Pace	% in pace	# of Speeders	% Speeders	
02/11/2022	00:00	0	0	0	0	0	0	0	0	0	0	0	0	0	0	0	0	0	0	0	0	0	0	*	*	*	*	
02/11/2022	01:00	0	0	0	0	0	0	0	0	0	0	0	0	0	0	0	0	0	0	0	0	0	0	*	*	*	*	
02/11/2022	02:00	0	0	0	0	0	0	0	0	0	0	0	0	0	0	0	0	0	0	0	0	0	0	*	*	*	*	
02/11/2022	03:00	0	0	0	0	1	0	0	0	0	0	0	0	0	0	0	0	0	0	0	0	1	32	35	25 to 35	100.0	1	100.0
02/11/2022	04:00	0	0	1	0	0	0	0	0	0	0	0	0	0	0	0	0	0	0	0	0	1	22	25	15 to 25	100.0	*	*
02/11/2022	05:00	0	0	0	0	1	0	0	0	0	0	0	0	0	0	0	0	0	0	0	0	1	32	35	25 to 35	100.0	1	100.0
02/11/2022	06:00	0	0	1	3	6	0	0	0	0	0	0	0	0	0	0	0	0	0	0	0	10	29.8	33.3	25 to 35	90.0	6	60.0
02/11/2022	07:00	1	0	6	13	4	2	0	0	0	0	0	0	0	0	0	0	0	0	0	0	26	27.1	32.5	20 to 30	73.1	6	23.1
02/11/2022	08:00	3	0	11	33	11	0	0	0	0	0	0	0	0	0	0	0	0	0	0	0	58	26.6	30.9	20 to 30	75.9	11	19.0
02/11/2022	09:00	3	3	17	44	9	0	0	0	0	0	0	0	0	0	0	0	0	0	0	0	76	25.8	29.8	20 to 30	80.3	9	11.8
02/11/2022	10:00	1	1	15	41	7	1	0	0	0	0	0	0	0	0	0	0	0	0	0	0	66	26.5	29.8	20 to 30	84.8	8	12.1
02/11/2022	11:00	1	4	14	22	7	0	0	0	0	0	0	0	0	0	0	0	0	0	0	0	48	25.4	30	20 to 30	75.0	7	14.6
02/11/2022	12:00	5	4	5	18	1	1	0	0	0	0	0	0	0	0	0	0	0	0	0	0	34	23.4	29.2	20 to 30	67.6	2	5.9
02/11/2022	13:00	3	3	13	18	7	0	0	0	0	0	0	0	0	0	0	0	0	0	0	0	44	24.9	30	20 to 30	70.5	7	15.9
02/11/2022	14:00	1	1	9	16	4	0	0	0	0	0	0	0	0	0	0	0	0	0	0	0	31	25.5	29.7	20 to 30	80.6	4	12.9
02/11/2022	15:00	4	1	7	21	7	0	0	0	0	0	0	0	0	0	0	0	0	0	0	0	40	25.4	30.7	20 to 30	70.0	7	17.5
02/11/2022	16:00	4	6	26	32	8	0	0	0	0	0	0	0	0	0	0	0	0	0	0	0	76	24.5	29.5	20 to 30	76.3	8	10.5
02/11/2022	17:00	2	4	13	27	8	0	0	0	0	0	0	0	0	0	0	0	0	0	0	0	54	25.4	30	20 to 30	74.1	8	14.8
02/11/2022	18:00	1	2	14	36	9	0	0	0	0	0	0	0	0	0	0	0	0	0	0	0	62	26.3	30	20 to 30	80.6	9	14.5
02/11/2022	19:00	0	0	5	22	7	1	1	0	0	0	0	0	0	0	0	0	0	0	0	0	36	28.3	32.9	25 to 35	80.6	9	25.0
02/11/2022	20:00	1	1	3	12	7	1	0	0	0	0	0	0	0	0	0	0	0	0	0	0	25	27.3	32.9	25 to 35	76.0	8	32.0
02/11/2022	21:00	0	0	1	4	5	1	0	0	0	0	0	0	0	0	0	0	0	0	0	0	11	29.9	34	25 to 35	81.8	6	54.5
02/11/2022	22:00	0	0	0	4	4	0	0	0	0	0	0	0	0	0	0	0	0	0	0	0	8	29.6	33.8	25 to 35	100.0	4	50.0
02/11/2022	23:00	0	1	0	3	3	0	0	0	0	0	0	0	0	0	0	0	0	0	0	0	7	27.9	33.3	25 to 35	85.7	3	42.9
24 Hr Summary		30	31	161	369	116	7	1	0	0	0	0	0	0	0	0	0	0	0	0	0	715	26	30.7	20 to 30	74.1	124	17.3

Incoming Histogram

Hall Lane coming from Long Stratton

from Wed-Oct-26-2022-02-00-AM to Wed-Feb-01-2023-02-59-PM

Date	Starting Hr:min	<15	15 to <20	20 to <25	25 to <30	30 to <35	35 to <40	40 to <45	45 to <50	50 to <55	55 to <60	60 to <65	65 to <70	70 to <75	75 to <80	80 to <85	85 to <90	90 to <95	95 to <100	100 to >105	Total Counts	Avg Speed (MPH)	85pet Speed	10MPH Pace	% in pace	# of Speeders	% Speeders	
03/11/2022	00:00	0	0	0	0	0	0	0	0	0	0	0	0	0	0	0	0	0	0	0	0	0	0	*	*	*	*	
03/11/2022	01:00	0	0	0	0	0	0	0	0	0	0	0	0	0	0	0	0	0	0	0	0	0	0	*	*	*	*	
03/11/2022	02:00	0	0	0	0	0	0	0	0	0	0	0	0	0	0	0	0	0	0	0	0	0	0	*	*	*	*	
03/11/2022	03:00	0	0	0	0	1	0	0	0	0	0	0	0	0	0	0	0	0	0	0	0	1	32	35	25 to 35	100.0	1	100.0
03/11/2022	04:00	0	0	1	1	0	0	0	0	0	0	0	0	0	0	0	0	0	0	0	0	2	24.5	30	20 to 30	100.0	*	*
03/11/2022	05:00	1	0	0	0	0	0	0	0	0	0	0	0	0	0	0	0	0	0	0	0	1	7	10	0 to 10	100.0	*	*
03/11/2022	06:00	0	0	0	2	1	0	0	0	0	0	0	0	0	0	0	0	0	0	0	0	3	28.7	35	25 to 35	100.0	1	33.3
03/11/2022	07:00	1	0	3	13	4	1	0	0	0	0	0	0	0	0	0	0	0	0	0	0	22	27.1	32.5	25 to 35	77.3	5	22.7
03/11/2022	08:00	0	1	12	21	9	0	0	0	0	0	0	0	0	0	0	0	0	0	0	0	43	26.7	31.7	20 to 30	76.7	9	20.9
03/11/2022	09:00	5	5	15	42	6	0	0	0	0	0	0	0	0	0	0	0	0	0	0	0	73	25	29.4	20 to 30	78.1	6	8.2
03/11/2022	10:00	0	5	12	26	7	0	0	0	0	0	0	0	0	0	0	0	0	0	0	0	50	25.8	29.8	20 to 30	76.0	7	14.0
03/11/2022	11:00	1	1	4	22	4	0	0	0	0	0	0	0	0	0	0	0	0	0	0	0	32	26.5	29.8	20 to 30	81.3	4	12.5
03/11/2022	12:00	0	1	9	25	7	0	0	0	0	0	0	0	0	0	0	0	0	0	0	0	42	26.8	30.7	20 to 30	81.0	7	16.7
03/11/2022	13:00	1	2	10	23	5	0	0	0	0	0	0	0	0	0	0	0	0	0	0	0	41	25.8	29.8	20 to 30	80.5	5	12.2
03/11/2022	14:00	0	0	15	26	1	0	0	0	0	0	0	0	0	0	0	0	0	0	0	0	42	25.7	29	20 to 30	97.6	1	2.4
03/11/2022	15:00	1	5	11	27	6	0	0	0	0	0	0	0	0	0	0	0	0	0	0	0	50	25.5	29.6	20 to 30	76.0	6	12.0
03/11/2022	16:00	1	3	17	29	3	0	0	0	0	0	0	0	0	0	0	0	0	0	0	0	53	25.2	29.1	20 to 30	86.8	3	5.7
03/11/2022	17:00	2	5	8	39	7	0	0	0	0	0	0	0	0	0	0	0	0	0	0	0	61	26	29.7	20 to 30	77.0	7	11.5
03/11/2022	18:00	2	2	14	35	8	0	0	0	0	0	0	0	0	0	0	0	0	0	0	0	61	26	29.9	20 to 30	80.3	8	13.1
03/11/2022	19:00	0	2	11	24	6	0	0	0	0	0	0	0	0	0	0	0	0	0	0	0	43	26.3	30	20 to 30	81.4	6	14.0
03/11/2022	20:00	1	0	1	6	4	0	0	0	0	0	0	0	0	0	0	0	0	0	0	0	12	27.3	32.5	25 to 35	83.3	4	33.3
03/11/2022	21:00	0	2	3	7	1	1	0	0	0	0	0	0	0	0	0	0	0	0	0	0	14	25.8	30	20 to 30	71.4	2	14.3
03/11/2022	22:00	0	7	4	0	0	0	0	0	0	0	0	0	0	0	0	0	0	0	0	0	11	19	22.5	15 to 25	100.0	*	*
03/11/2022	23:00	7	2	7	1	0	0	0	0	0	0	0	0	0	0	0	0	0	0	0	0	17	17.5	23.6	15 to 25	52.9	*	*
24 Hr Summary		23	43	157	369	80	2	0	0	0	0	0	0	0	0	0	0	0	0	0	0	674	25.6	29.7	20 to 30	78.0	82	12.2

Incoming Histogram

Hall Lane coming from Long Stratton

from Wed-Oct-26-2022-02-00-AM to Wed-Feb-01-2023-02-59-PM

Date	Starting Hr:min	<15	15 to <20	20 to <25	25 to <30	30 to <35	35 to <40	40 to <45	45 to <50	50 to <55	55 to <60	60 to <65	65 to <70	70 to <75	75 to <80	80 to <85	85 to <90	90 to <95	95 to <100	100 to >105	Total Counts	Avg Speed (MPH)	85pet Speed	10MPH Pace	% in pace	# of Speeders	% Speeders	
04/11/2022	00:00	0	0	2	0	0	0	0	0	0	0	0	0	0	0	0	0	0	0	0	0	2	22	25	15 to 25	100.0	*	*
04/11/2022	01:00	0	0	0	0	0	0	0	0	0	0	0	0	0	0	0	0	0	0	0	0	0	0	0	*	*	*	*
04/11/2022	02:00	0	0	0	0	0	0	0	0	0	0	0	0	0	0	0	0	0	0	0	0	0	0	0	*	*	*	*
04/11/2022	03:00	0	0	0	0	0	0	0	0	0	0	0	0	0	0	0	0	0	0	0	0	0	0	0	*	*	*	*
04/11/2022	04:00	0	0	1	0	0	0	0	0	0	0	0	0	0	0	0	0	0	0	0	0	1	22	25	15 to 25	100.0	*	*
04/11/2022	05:00	0	0	0	0	0	0	0	0	0	0	0	0	0	0	0	0	0	0	0	0	0	0	0	*	*	*	*
04/11/2022	06:00	0	0	1	4	1	0	0	0	0	0	0	0	0	0	0	0	0	0	0	0	6	27.2	30	20 to 30	83.3	1	16.7
04/11/2022	07:00	1	0	1	10	5	2	0	0	0	0	0	0	0	0	0	0	0	0	0	0	19	28.4	34	25 to 35	78.9	7	36.8
04/11/2022	08:00	2	0	2	37	8	0	0	0	0	0	0	0	0	0	0	0	0	0	0	0	49	27.4	30.6	25 to 35	91.8	8	16.3
04/11/2022	09:00	2	3	11	28	11	0	0	0	0	0	0	0	0	0	0	0	0	0	0	0	55	26.2	31.4	20 to 30	70.9	11	20.0
04/11/2022	10:00	4	5	12	35	5	1	0	0	0	0	0	0	0	0	0	0	0	0	0	0	62	25	29.6	20 to 30	75.8	6	9.7
04/11/2022	11:00	3	1	13	29	8	0	0	0	0	0	0	0	0	0	0	0	0	0	0	0	54	25.8	30	20 to 30	77.8	8	14.8
04/11/2022	12:00	3	4	11	24	3	0	0	0	0	0	0	0	0	0	0	0	0	0	0	0	45	24.4	29.2	20 to 30	77.8	3	6.7
04/11/2022	13:00	2	1	8	14	4	0	0	0	0	0	0	0	0	0	0	0	0	0	0	0	29	25.1	30	20 to 30	75.9	4	13.8
04/11/2022	14:00	4	2	5	19	5	0	0	0	0	0	0	0	0	0	0	0	0	0	0	0	35	24.6	30	20 to 30	68.6	5	14.3
04/11/2022	15:00	1	2	10	27	12	0	0	0	0	0	0	0	0	0	0	0	0	0	0	0	52	26.8	31.7	25 to 35	75.0	12	23.1
04/11/2022	16:00	1	2	16	43	12	0	0	0	0	0	0	0	0	0	0	0	0	0	0	0	74	26.6	30.4	20 to 30	79.7	12	16.2
04/11/2022	17:00	1	8	13	41	8	0	0	0	0	0	0	0	0	0	0	0	0	0	0	0	71	25.7	29.6	20 to 30	76.1	8	11.3
04/11/2022	18:00	1	1	12	21	13	0	0	0	0	0	0	0	0	0	0	0	0	0	0	0	48	26.9	32.3	25 to 35	70.8	13	27.1
04/11/2022	19:00	0	1	6	12	6	1	0	0	0	0	0	0	0	0	0	0	0	0	0	0	26	27.2	32.5	20 to 30	69.2	7	26.9
04/11/2022	20:00	2	2	5	14	5	0	0	0	0	0	0	0	0	0	0	0	0	0	0	0	28	25.4	31	20 to 30	67.9	5	17.9
04/11/2022	21:00	0	1	4	6	2	2	0	0	0	0	0	0	0	0	0	0	0	0	0	0	15	27.1	35	20 to 30	66.7	4	26.7
04/11/2022	22:00	0	0	0	6	3	0	0	0	0	0	0	0	0	0	0	0	0	0	0	0	9	28.9	33.3	25 to 35	100.0	3	33.3
04/11/2022	23:00	0	0	0	5	0	1	0	0	0	0	0	0	0	0	0	0	0	0	0	0	6	28.7	30	20 to 30	83.3	1	16.7
24 Hr Summary		27	33	133	375	111	7	0	0	0	0	0	0	0	0	0	0	0	0	0	0	686	26.1	30.7	20 to 30	74.1	118	17.2

Incoming Histogram

Hall Lane coming from Long Stratton

from Wed-Oct-26-2022-02-00-AM to Wed-Feb-01-2023-02-59-PM

Date	Starting Hr:min	<15	15 to <20	20 to <25	25 to <30	30 to <35	35 to <40	40 to <45	45 to <50	50 to <55	55 to <60	60 to <65	65 to <70	70 to <75	75 to <80	80 to <85	85 to <90	90 to <95	95 to <100	100 to >105	Total Counts	Avg Speed (MPH)	85pct Speed	10MPH Pace	% in pace	# of Speeders	% Speeders	
05/11/2022	00:00	0	0	0	4	0	0	0	0	0	0	0	0	0	0	0	0	0	0	0	0	4	27.3	28.8	20 to 30	100.0	*	*
05/11/2022	01:00	1	0	0	0	0	0	0	0	0	0	0	0	0	0	0	0	0	0	0	0	1	12	15	5 to 15	100.0	*	*
05/11/2022	02:00	0	1	1	1	1	0	0	0	0	0	0	0	0	0	0	0	0	0	0	0	4	24.5	30	15 to 25	50.0	1	25.0
05/11/2022	03:00	0	0	0	0	1	0	0	0	0	0	0	0	0	0	0	0	0	0	0	0	1	32	35	25 to 35	100.0	1	100.0
05/11/2022	04:00	0	0	0	0	0	0	0	0	0	0	0	0	0	0	0	0	0	0	0	0	0	0	0	*	*	*	*
05/11/2022	05:00	0	0	0	1	2	0	0	0	0	0	0	0	0	0	0	0	0	0	0	0	3	30.3	35	25 to 35	100.0	2	66.7
05/11/2022	06:00	0	0	0	1	0	0	0	0	0	0	0	0	0	0	0	0	0	0	0	0	1	27	30	20 to 30	100.0	*	*
05/11/2022	07:00	0	0	2	3	1	1	0	0	0	0	0	0	0	0	0	0	0	0	0	0	7	27.9	35	20 to 30	71.4	2	28.6
05/11/2022	08:00	1	0	0	6	2	1	0	0	0	0	0	0	0	0	0	0	0	0	0	0	10	27.8	32.5	25 to 35	80.0	3	30.0
05/11/2022	09:00	2	0	5	18	5	1	0	0	0	0	0	0	0	0	0	0	0	0	0	0	31	26.6	31	20 to 30	74.2	6	19.4
05/11/2022	10:00	6	3	6	25	9	1	0	0	0	0	0	0	0	0	0	0	0	0	0	0	50	25.1	31.1	25 to 35	68.0	10	20.0
05/11/2022	11:00	4	6	15	21	7	1	0	0	0	0	0	0	0	0	0	0	0	0	0	0	54	24.6	30	20 to 30	66.7	8	14.8
05/11/2022	12:00	0	2	7	33	10	0	0	0	0	0	0	0	0	0	0	0	0	0	0	0	52	27.3	31	25 to 35	82.7	10	19.2
05/11/2022	13:00	2	2	7	30	6	0	0	0	0	0	0	0	0	0	0	0	0	0	0	0	47	26.1	29.8	20 to 30	78.7	6	12.8
05/11/2022	14:00	0	0	2	32	5	0	0	0	0	0	0	0	0	0	0	0	0	0	0	0	39	27.7	29.8	25 to 35	94.9	5	12.8
05/11/2022	15:00	0	3	9	24	7	0	0	0	0	0	0	0	0	0	0	0	0	0	0	0	43	26.3	30.7	20 to 30	76.7	7	16.3
05/11/2022	16:00	0	2	7	17	2	0	0	0	0	0	0	0	0	0	0	0	0	0	0	0	28	25.7	29.4	20 to 30	85.7	2	7.1
05/11/2022	17:00	0	1	2	26	1	0	0	0	0	0	0	0	0	0	0	0	0	0	0	0	30	26.8	29.4	20 to 30	93.3	1	3.3
05/11/2022	18:00	1	0	4	19	8	0	0	0	0	0	0	0	0	0	0	0	0	0	0	0	32	27.3	31.9	25 to 35	84.4	8	25.0
05/11/2022	19:00	0	1	3	12	5	0	0	0	0	0	0	0	0	0	0	0	0	0	0	0	21	27.3	32	25 to 35	81.0	5	23.8
05/11/2022	20:00	0	1	3	13	3	1	0	0	0	0	0	0	0	0	0	0	0	0	0	0	21	27.2	31.7	20 to 30	76.2	4	19.0
05/11/2022	21:00	0	0	2	11	1	0	0	0	0	0	0	0	0	0	0	0	0	0	0	0	14	26.9	29.5	20 to 30	92.9	1	7.1
05/11/2022	22:00	0	0	1	5	4	0	0	0	0	0	0	0	0	0	0	0	0	0	0	0	10	28.7	32.5	25 to 35	90.0	4	40.0
05/11/2022	23:00	0	0	1	0	2	1	0	0	0	0	0	0	0	0	0	0	0	0	0	0	4	30.8	35	30 to 40	75.0	3	75.0
24 Hr Summary		17	22	77	302	82	7	0	0	0	0	0	0	0	0	0	0	0	0	0	0	507	26.5	30.8	25 to 35	75.7	89	17.6

Incoming Histogram

Hall Lane coming from Long Stratton

from Wed-Oct-26-2022-02-00-AM to Wed-Feb-01-2023-02-59-PM

Date	Starting Hr:min	<15	15 to <20	20 to <25	25 to <30	30 to <35	35 to <40	40 to <45	45 to <50	50 to <55	55 to <60	60 to <65	65 to <70	70 to <75	75 to <80	80 to <85	85 to <90	90 to <95	95 to <100	100 to >105	Total Counts	Avg Speed (MPH)	85pet Speed	10MPH Pace	% in pace	# of Speeders	% Speeders	
06/11/2022	00:00	0	0	0	2	1	1	0	0	0	0	0	0	0	0	0	0	0	0	0	0	4	30.8	35	25 to 35	75.0	2	50.0
06/11/2022	01:00	0	1	0	1	0	0	0	0	0	0	0	0	0	0	0	0	0	0	0	0	2	22	30	10 to 20	50.0	*	*
06/11/2022	02:00	0	0	0	0	1	0	0	0	0	0	0	0	0	0	0	0	0	0	0	0	1	32	35	25 to 35	100.0	1	100.0
06/11/2022	03:00	0	0	0	0	0	0	0	0	0	0	0	0	0	0	0	0	0	0	0	0	0	0	0	*	*	*	*
06/11/2022	04:00	0	0	0	0	0	0	0	0	0	0	0	0	0	0	0	0	0	0	0	0	0	0	0	*	*	*	*
06/11/2022	05:00	0	0	0	0	1	0	0	0	0	0	0	0	0	0	0	0	0	0	0	0	1	32	35	25 to 35	100.0	1	100.0
06/11/2022	06:00	0	0	1	2	0	0	0	0	0	0	0	0	0	0	0	0	0	0	0	0	3	25.3	30	20 to 30	100.0	*	*
06/11/2022	07:00	0	0	0	0	1	0	0	0	0	0	0	0	0	0	0	0	0	0	0	0	1	32	35	25 to 35	100.0	1	100.0
06/11/2022	08:00	0	0	0	1	1	0	0	0	0	0	0	0	0	0	0	0	0	0	0	0	2	29.5	35	25 to 35	100.0	1	50.0
06/11/2022	09:00	0	0	1	6	2	0	0	0	0	0	0	0	0	0	0	0	0	0	0	0	9	27.6	32.5	25 to 35	88.9	2	22.2
06/11/2022	10:00	0	2	2	20	2	0	0	0	0	0	0	0	0	0	0	0	0	0	0	0	26	26.5	29.5	20 to 30	84.6	2	7.7
06/11/2022	11:00	0	0	6	16	8	1	0	0	0	0	0	0	0	0	0	0	0	0	0	0	31	27.9	32.5	25 to 35	77.4	9	29.0
06/11/2022	12:00	0	1	15	14	4	1	0	0	0	0	0	0	0	0	0	0	0	0	0	0	35	25.7	30	20 to 30	82.9	5	14.3
06/11/2022	13:00	0	1	7	20	8	2	0	0	0	0	0	0	0	0	0	0	0	0	0	0	38	27.7	32.5	25 to 35	73.7	10	26.3
06/11/2022	14:00	0	2	4	19	3	1	0	0	0	0	0	0	0	0	0	0	0	0	0	0	29	26.7	30	20 to 30	79.3	4	13.8
06/11/2022	15:00	1	0	7	17	3	2	0	0	0	0	0	0	0	0	0	0	0	0	0	0	30	26.8	31.7	20 to 30	80.0	5	16.7
06/11/2022	16:00	1	4	6	14	1	1	0	0	0	0	0	0	0	0	0	0	0	0	0	0	27	24.7	29.3	20 to 30	74.1	2	7.4
06/11/2022	17:00	1	1	2	13	3	0	0	0	0	0	0	0	0	0	0	0	0	0	0	0	20	26.3	30	25 to 35	80.0	3	15.0
06/11/2022	18:00	1	1	4	18	6	0	1	0	0	0	0	0	0	0	0	0	0	0	0	0	31	27.2	31.7	25 to 35	77.4	7	22.6
06/11/2022	19:00	1	0	0	8	5	0	0	0	0	0	0	0	0	0	0	0	0	0	0	0	14	27.9	33	25 to 35	92.9	5	35.7
06/11/2022	20:00	0	2	4	7	2	0	0	0	0	0	0	0	0	0	0	0	0	0	0	0	15	25.1	30	20 to 30	73.3	2	13.3
06/11/2022	21:00	0	0	3	3	0	0	0	0	0	0	0	0	0	0	0	0	0	0	0	0	6	24.7	28.3	20 to 30	100.0	*	*
06/11/2022	22:00	0	0	1	5	2	1	0	0	0	0	0	0	0	0	0	0	0	0	0	0	9	28.7	35	25 to 35	77.8	3	33.3
06/11/2022	23:00	0	0	0	0	0	0	0	0	0	0	0	0	0	0	0	0	0	0	0	0	0	0	0	*	*	*	*
24 Hr Summary		5	15	63	186	54	10	1	0	0	0	0	0	0	0	0	0	0	0	0	0	334	26.8	31.4	20 to 30	74.6	65	19.5

Incoming Histogram

Hall Lane coming from Long Stratton

from Wed-Oct-26-2022-02-00-AM to Wed-Feb-01-2023-02-59-PM

Date	Starting Hr:min	<15	15 to <20	20 to <25	25 to <30	30 to <35	35 to <40	40 to <45	45 to <50	50 to <55	55 to <60	60 to <65	65 to <70	70 to <75	75 to <80	80 to <85	85 to <90	90 to <95	95 to <100	100 to >105	Total Counts	Avg Speed (MPH)	85pet Speed	10MPH Pace	% in pace	# of Speeders	% Speeders	
07/11/2022	00:00	0	0	1	1	1	0	0	0	0	0	0	0	0	0	0	0	0	0	0	0	3	27	35	20 to 30	66.7	1	33.3
07/11/2022	01:00	0	0	1	0	0	0	0	0	0	0	0	0	0	0	0	0	0	0	0	0	1	22	25	15 to 25	100.0	*	*
07/11/2022	02:00	0	0	0	0	0	0	0	0	0	0	0	0	0	0	0	0	0	0	0	0	0	0	0	*	*	*	*
07/11/2022	03:00	0	0	0	0	0	0	0	0	0	0	0	0	0	0	0	0	0	0	0	0	0	0	0	*	*	*	*
07/11/2022	04:00	0	0	0	0	0	0	0	0	0	0	0	0	0	0	0	0	0	0	0	0	0	0	0	*	*	*	*
07/11/2022	05:00	0	0	0	0	0	1	0	0	0	0	0	0	0	0	0	0	0	0	0	0	1	37	40	30 to 40	100.0	1	100.0
07/11/2022	06:00	0	0	0	3	2	0	0	0	0	0	0	0	0	0	0	0	0	0	0	0	5	29	32.5	25 to 35	100.0	2	40.0
07/11/2022	07:00	2	0	0	19	0	2	0	0	0	0	0	0	0	0	0	0	0	0	0	0	23	26.7	29.7	20 to 30	82.6	2	8.7
07/11/2022	08:00	0	0	11	35	15	0	0	0	0	0	0	0	0	0	0	0	0	0	0	0	61	27.7	32	25 to 35	82.0	15	24.6
07/11/2022	09:00	2	1	8	29	9	1	0	0	0	0	0	0	0	0	0	0	0	0	0	0	50	26.7	31.1	25 to 35	76.0	10	20.0
07/11/2022	10:00	3	0	15	29	7	1	0	0	0	0	0	0	0	0	0	0	0	0	0	0	55	25.9	30	20 to 30	80.0	8	14.5
07/11/2022	11:00	1	3	20	18	2	1	0	0	0	0	0	0	0	0	0	0	0	0	0	0	45	24.5	28.9	20 to 30	84.4	3	6.7
07/11/2022	12:00	2	5	11	15	0	0	0	0	0	0	0	0	0	0	0	0	0	0	0	0	33	23.2	28.3	20 to 30	78.8	*	*
07/11/2022	13:00	3	6	5	22	4	0	0	0	0	0	0	0	0	0	0	0	0	0	0	0	40	24.5	29.5	20 to 30	67.5	4	10.0
07/11/2022	14:00	2	3	4	28	0	1	0	0	0	0	0	0	0	0	0	0	0	0	0	0	38	25.4	29.1	20 to 30	84.2	1	2.6
07/11/2022	15:00	1	6	13	25	4	0	0	0	0	0	0	0	0	0	0	0	0	0	0	0	49	24.9	29.4	20 to 30	77.6	4	8.2
07/11/2022	16:00	5	3	19	17	4	0	0	0	0	0	0	0	0	0	0	0	0	0	0	0	48	23.5	29.1	20 to 30	75.0	4	8.3
07/11/2022	17:00	1	7	22	25	3	0	0	0	0	0	0	0	0	0	0	0	0	0	0	0	58	24.2	28.8	20 to 30	81.0	3	5.2
07/11/2022	18:00	3	6	12	27	5	0	0	0	0	0	0	0	0	0	0	0	0	0	0	0	53	24.6	29.4	20 to 30	73.6	5	9.4
07/11/2022	19:00	0	0	3	18	4	2	0	0	0	0	0	0	0	0	0	0	0	0	0	0	27	28.2	32.5	25 to 35	81.5	6	22.2
07/11/2022	20:00	1	1	2	6	6	0	0	0	0	0	0	0	0	0	0	0	0	0	0	0	16	26.8	33.3	25 to 35	75.0	6	37.5
07/11/2022	21:00	0	0	4	5	1	0	0	0	0	0	0	0	0	0	0	0	0	0	0	0	10	25.6	29	20 to 30	90.0	1	10.0
07/11/2022	22:00	0	0	2	3	2	0	0	0	0	0	0	0	0	0	0	0	0	0	0	0	7	27	32.5	20 to 30	71.4	2	28.6
07/11/2022	23:00	0	0	2	1	0	0	0	0	0	0	0	0	0	0	0	0	0	0	0	0	3	24	30	20 to 30	100.0	*	*
24 Hr Summary		26	41	155	326	69	9	0	0	0	0	0	0	0	0	0	0	0	0	0	0	626	25.5	29.8	20 to 30	76.8	78	12.5

Incoming Histogram

Hall Lane coming from Long Stratton

from Wed-Oct-26-2022-02-00-AM to Wed-Feb-01-2023-02-59-PM

Date	Starting Hr:min	<15	15 to <20	20 to <25	25 to <30	30 to <35	35 to <40	40 to <45	45 to <50	50 to <55	55 to <60	60 to <65	65 to <70	70 to <75	75 to <80	80 to <85	85 to <90	90 to <95	95 to <100	100 to >105	Total Counts	Avg Speed (MPH)	85pet Speed	10MPH Pace	% in pace	# of Speeders	% Speeders	
08/11/2022	00:00	0	0	0	2	0	0	0	0	0	0	0	0	0	0	0	0	0	0	0	0	2	27	30	20 to 30	100.0	*	*
08/11/2022	01:00	0	0	0	0	0	0	0	0	0	0	0	0	0	0	0	0	0	0	0	0	0	0	0	*	*	*	*
08/11/2022	02:00	0	0	0	0	0	0	0	0	0	0	0	0	0	0	0	0	0	0	0	0	0	0	0	*	*	*	*
08/11/2022	03:00	0	0	0	1	0	0	0	0	0	0	0	0	0	0	0	0	0	0	0	0	1	27	30	20 to 30	100.0	*	*
08/11/2022	04:00	0	0	0	0	0	0	0	0	0	0	0	0	0	0	0	0	0	0	0	0	0	0	0	*	*	*	*
08/11/2022	05:00	0	0	0	0	0	0	0	0	0	0	0	0	0	0	0	0	0	0	0	0	0	0	0	*	*	*	*
08/11/2022	06:00	0	0	0	2	2	0	0	0	0	0	0	0	0	0	0	0	0	0	0	0	4	29.5	32.5	25 to 35	100.0	2	50.0
08/11/2022	07:00	2	0	1	20	5	1	0	0	0	0	0	0	0	0	0	0	0	0	0	0	29	27.1	32	25 to 35	86.2	6	20.7
08/11/2022	08:00	1	2	9	37	12	0	0	0	0	0	0	0	0	0	0	0	0	0	0	0	61	27.1	31.2	25 to 35	80.3	12	19.7
08/11/2022	09:00	8	3	18	31	13	0	0	0	0	0	0	0	0	0	0	0	0	0	0	0	73	24.9	30.8	20 to 30	67.1	13	17.8
08/11/2022	10:00	1	1	12	25	5	0	0	0	0	0	0	0	0	0	0	0	0	0	0	0	44	26	29.6	20 to 30	84.1	5	11.4
08/11/2022	11:00	1	2	6	24	4	0	0	0	0	0	0	0	0	0	0	0	0	0	0	0	37	26.1	29.6	20 to 30	81.1	4	10.8
08/11/2022	12:00	0	2	7	16	4	0	0	0	0	0	0	0	0	0	0	0	0	0	0	0	29	26	30	20 to 30	79.3	4	13.8
08/11/2022	13:00	6	3	12	15	3	0	0	0	0	0	0	0	0	0	0	0	0	0	0	0	39	22.6	29	20 to 30	69.2	3	7.7
08/11/2022	14:00	0	2	8	19	3	0	0	0	0	0	0	0	0	0	0	0	0	0	0	0	32	25.9	29.5	20 to 30	84.4	3	9.4
08/11/2022	15:00	3	2	14	30	1	0	0	0	0	0	0	0	0	0	0	0	0	0	0	0	50	24.7	28.8	20 to 30	88.0	1	2.0
08/11/2022	16:00	6	8	14	22	5	0	0	0	0	0	0	0	0	0	0	0	0	0	0	0	55	23	29.3	20 to 30	65.5	5	9.1
08/11/2022	17:00	4	5	16	22	4	0	0	0	0	0	0	0	0	0	0	0	0	0	0	0	51	24	29.1	20 to 30	74.5	4	7.8
08/11/2022	18:00	1	3	9	28	7	0	0	0	0	0	0	0	0	0	0	0	0	0	0	0	48	26.2	30	20 to 30	77.1	7	14.6
08/11/2022	19:00	0	1	12	17	3	0	0	0	0	0	0	0	0	0	0	0	0	0	0	0	33	25.6	29.4	20 to 30	87.9	3	9.1
08/11/2022	20:00	0	0	4	13	4	1	0	0	0	0	0	0	0	0	0	0	0	0	0	0	22	27.7	32.5	20 to 30	77.3	5	22.7
08/11/2022	21:00	1	0	1	8	1	0	0	0	0	0	0	0	0	0	0	0	0	0	0	0	11	25.7	29.4	20 to 30	81.8	1	9.1
08/11/2022	22:00	0	0	0	4	1	0	0	0	0	0	0	0	0	0	0	0	0	0	0	0	5	28.2	30	25 to 35	100.0	1	20.0
08/11/2022	23:00	0	0	0	2	0	0	0	0	0	0	0	0	0	0	0	0	0	0	0	0	2	27	30	20 to 30	100.0	*	*
24 Hr Summary		34	34	143	338	77	2	0	0	0	0	0	0	0	0	0	0	0	0	0	0	628	25.4	29.8	20 to 30	76.6	79	12.6



Incoming Histogram

Hall Lane coming from Long Stratton

from Wed-Oct-26-2022-02-00-AM to Wed-Feb-01-2023-02-59-PM

Date	Starting Hr:min	<15	15 to <20	20 to <25	25 to <30	30 to <35	35 to <40	40 to <45	45 to <50	50 to <55	55 to <60	60 to <65	65 to <70	70 to <75	75 to <80	80 to <85	85 to <90	90 to <95	95 to <100	100 to >105	Total Counts	Avg Speed (MPH)	85pet Speed	10MPH Pace	% in pace	# of Speeders	% Speeders
09/11/2022	00:00	0	0	0	0	0	0	0	0	0	0	0	0	0	0	0	0	0	0	0	0	0	0	*	*	*	*
09/11/2022	01:00	0	0	0	0	0	0	0	0	0	0	0	0	0	0	0	0	0	0	0	0	0	0	*	*	*	*
09/11/2022	02:00	0	0	0	0	1	0	0	0	0	0	0	0	0	0	0	0	0	0	0	1	32	35	25 to 35	100.0	1	100.0
09/11/2022	03:00	0	0	0	0	2	0	0	0	0	0	0	0	0	0	0	0	0	0	0	2	32	35	25 to 35	100.0	2	100.0
09/11/2022	04:00	0	0	0	0	0	0	0	0	0	0	0	0	0	0	0	0	0	0	0	0	0	0	*	*	*	*
09/11/2022	05:00	0	0	0	0	0	0	0	0	0	0	0	0	0	0	0	0	0	0	0	0	0	0	*	*	*	*
09/11/2022	06:00	0	0	0	4	1	1	0	0	0	0	0	0	0	0	0	0	0	0	0	6	29.5	35	25 to 35	83.3	2	33.3
09/11/2022	07:00	0	0	2	11	6	3	0	0	0	0	0	0	0	0	0	0	0	0	0	22	29.5	35	25 to 35	77.3	9	40.9
09/11/2022	08:00	0	1	3	29	13	0	0	0	0	0	0	0	0	0	0	0	0	0	0	46	28.2	32.3	25 to 35	91.3	13	28.3
09/11/2022	09:00	1	5	17	32	6	0	0	0	0	0	0	0	0	0	0	0	0	0	0	61	25.3	29.5	20 to 30	80.3	6	9.8
09/11/2022	10:00	0	1	5	24	5	0	0	0	0	0	0	0	0	0	0	0	0	0	0	35	27.1	30	20 to 30	82.9	5	14.3
09/11/2022	11:00	1	3	3	25	3	1	0	0	0	0	0	0	0	0	0	0	0	0	0	36	26.2	29.8	20 to 30	77.8	4	11.1
09/11/2022	12:00	1	1	4	25	6	1	0	0	0	0	0	0	0	0	0	0	0	0	0	38	27.2	30.8	25 to 35	81.6	7	18.4
09/11/2022	13:00	0	3	8	24	5	1	0	0	0	0	0	0	0	0	0	0	0	0	0	41	26.5	30	20 to 30	78.0	6	14.6
09/11/2022	14:00	4	3	11	25	3	0	0	0	0	0	0	0	0	0	0	0	0	0	0	46	24.5	29.2	20 to 30	78.3	3	6.5
09/11/2022	15:00	0	3	4	21	5	1	0	0	0	0	0	0	0	0	0	0	0	0	0	34	26.9	31	25 to 35	76.5	6	17.6
09/11/2022	16:00	1	6	8	16	5	0	0	0	0	0	0	0	0	0	0	0	0	0	0	36	24.8	30	20 to 30	66.7	5	13.9
09/11/2022	17:00	2	0	18	26	5	1	0	0	0	0	0	0	0	0	0	0	0	0	0	52	25.7	29.6	20 to 30	84.6	6	11.5
09/11/2022	18:00	1	3	6	30	6	0	0	0	0	0	0	0	0	0	0	0	0	0	0	46	26.3	29.8	20 to 30	78.3	6	13.0
09/11/2022	19:00	0	3	7	21	4	2	0	0	0	0	0	0	0	0	0	0	0	0	0	37	26.6	30	20 to 30	75.7	6	16.2
09/11/2022	20:00	0	2	2	15	1	0	0	0	0	0	0	0	0	0	0	0	0	0	0	20	26	29.3	20 to 30	85.0	1	5.0
09/11/2022	21:00	0	1	4	7	2	0	0	0	0	0	0	0	0	0	0	0	0	0	0	14	25.8	30	20 to 30	78.6	2	14.3
09/11/2022	22:00	0	0	2	9	2	1	0	0	0	0	0	0	0	0	0	0	0	0	0	14	27.9	32.5	20 to 30	78.6	3	21.4
09/11/2022	23:00	0	0	0	5	0	1	0	0	0	0	0	0	0	0	0	0	0	0	0	6	28.8	30	20 to 30	83.3	1	16.7
24 Hr Summary		11	35	104	349	81	13	0	0	0	0	0	0	0	0	0	0	0	0	0	593	26.4	30.3	20 to 30	76.4	94	15.9

Incoming Histogram

Hall Lane coming from Long Stratton

from Wed-Oct-26-2022-02-00-AM to Wed-Feb-01-2023-02-59-PM

Date	Starting Hr:min	<15	15 to <20	20 to <25	25 to <30	30 to <35	35 to <40	40 to <45	45 to <50	50 to <55	55 to <60	60 to <65	65 to <70	70 to <75	75 to <80	80 to <85	85 to <90	90 to <95	95 to <100	100 to >105	Total Counts	Avg Speed (MPH)	85pet Speed	10MPH Pace	% in pace	# of Speeders	% Speeders	
10/11/2022	00:00	0	0	0	0	0	0	0	0	0	0	0	0	0	0	0	0	0	0	0	0	0	0	*	*	*	*	
10/11/2022	01:00	0	0	0	0	0	0	0	0	0	0	0	0	0	0	0	0	0	0	0	0	0	0	*	*	*	*	
10/11/2022	02:00	0	0	0	0	1	0	0	0	0	0	0	0	0	0	0	0	0	0	0	0	1	32	35	25 to 35	100.0	1	100.0
10/11/2022	03:00	0	0	0	0	0	0	0	0	0	0	0	0	0	0	0	0	0	0	0	0	0	0	*	*	*	*	
10/11/2022	04:00	0	0	0	0	0	0	0	0	0	0	0	0	0	0	0	0	0	0	0	0	0	0	*	*	*	*	
10/11/2022	05:00	0	0	0	1	1	0	0	0	0	0	0	0	0	0	0	0	0	0	0	0	2	29.5	35	25 to 35	100.0	1	50.0
10/11/2022	06:00	0	0	0	2	1	0	0	0	0	0	0	0	0	0	0	0	0	0	0	0	3	28.7	35	25 to 35	100.0	1	33.3
10/11/2022	07:00	0	0	1	12	1	2	0	0	0	0	0	0	0	0	0	0	0	0	0	0	16	28.4	35	20 to 30	81.3	3	18.8
10/11/2022	08:00	0	2	9	38	7	0	0	0	0	0	0	0	0	0	0	0	0	0	0	0	56	26.8	29.9	20 to 30	83.9	7	12.5
10/11/2022	09:00	1	5	12	32	9	1	0	0	0	0	0	0	0	0	0	0	0	0	0	0	60	26.2	30.6	20 to 30	73.3	10	16.7
10/11/2022	10:00	0	5	13	30	3	0	0	0	0	0	0	0	0	0	0	0	0	0	0	0	51	25.4	29.2	20 to 30	84.3	3	5.9
10/11/2022	11:00	1	2	17	23	2	0	0	0	0	0	0	0	0	0	0	0	0	0	0	0	45	24.9	28.9	20 to 30	88.9	2	4.4
10/11/2022	12:00	0	4	7	22	4	0	0	0	0	0	0	0	0	0	0	0	0	0	0	0	37	25.8	29.5	20 to 30	78.4	4	10.8
10/11/2022	13:00	1	9	8	21	3	0	0	0	0	0	0	0	0	0	0	0	0	0	0	0	42	24.2	29.3	20 to 30	69.0	3	7.1
10/11/2022	14:00	1	2	4	28	3	0	0	0	0	0	0	0	0	0	0	0	0	0	0	0	38	26.3	29.5	20 to 30	84.2	3	7.9
10/11/2022	15:00	1	3	15	20	3	1	0	0	0	0	0	0	0	0	0	0	0	0	0	0	43	25.1	29.5	20 to 30	81.4	4	9.3
10/11/2022	16:00	1	3	21	31	3	0	0	0	0	0	0	0	0	0	0	0	0	0	0	0	59	25.1	29	20 to 30	88.1	3	5.1
10/11/2022	17:00	4	5	17	22	4	0	0	0	0	0	0	0	0	0	0	0	0	0	0	0	52	23.8	29.1	20 to 30	75.0	4	7.7
10/11/2022	18:00	6	2	15	28	7	0	1	0	0	0	0	0	0	0	0	0	0	0	0	0	59	24.8	29.8	20 to 30	72.9	8	13.6
10/11/2022	19:00	0	0	5	10	9	2	0	0	0	0	0	0	0	0	0	0	0	0	0	0	26	28.8	33.9	25 to 35	73.1	11	42.3
10/11/2022	20:00	0	0	5	15	4	1	0	0	0	0	0	0	0	0	0	0	0	0	0	0	25	27.4	31.2	20 to 30	80.0	5	20.0
10/11/2022	21:00	1	0	3	10	2	0	0	0	0	0	0	0	0	0	0	0	0	0	0	0	16	25.5	30	20 to 30	81.3	2	12.5
10/11/2022	22:00	2	0	3	3	0	0	0	0	0	0	0	0	0	0	0	0	0	0	0	0	8	21.4	28.3	20 to 30	75.0	*	*
10/11/2022	23:00	0	0	0	4	0	0	0	0	0	0	0	0	0	0	0	0	0	0	0	0	4	27.3	28.8	20 to 30	100.0	*	*
24 Hr Summary		19	42	155	352	67	7	1	0	0	0	0	0	0	0	0	0	0	0	0	0	643	25.6	29.7	20 to 30	78.8	75	11.7

Incoming Histogram

Hall Lane coming from Long Stratton

from Wed-Oct-26-2022-02-00-AM to Wed-Feb-01-2023-02-59-PM

Date	Starting Hr:min	<15	15 to <20	20 to <25	25 to <30	30 to <35	35 to <40	40 to <45	45 to <50	50 to <55	55 to <60	60 to <65	65 to <70	70 to <75	75 to <80	80 to <85	85 to <90	90 to <95	95 to <100	100 to >105	Total Counts	Avg Speed (MPH)	85pet Speed	10MPH Pace	% in pace	# of Speeders	% Speeders	
11/11/2022	00:00	0	0	0	2	0	0	0	0	0	0	0	0	0	0	0	0	0	0	0	0	2	27	30	20 to 30	100.0	*	*
11/11/2022	01:00	0	0	0	0	1	0	0	0	0	0	0	0	0	0	0	0	0	0	0	0	1	32	35	25 to 35	100.0	1	100.0
11/11/2022	02:00	0	0	0	0	0	0	0	0	0	0	0	0	0	0	0	0	0	0	0	0	0	0	0	*	*	*	*
11/11/2022	03:00	0	0	0	0	1	0	0	0	0	0	0	0	0	0	0	0	0	0	0	0	1	32	35	25 to 35	100.0	1	100.0
11/11/2022	04:00	0	0	0	0	0	0	0	0	0	0	0	0	0	0	0	0	0	0	0	0	0	0	0	*	*	*	*
11/11/2022	05:00	0	0	0	1	0	0	0	0	0	0	0	0	0	0	0	0	0	0	0	0	1	27	30	20 to 30	100.0	*	*
11/11/2022	06:00	0	0	1	0	2	0	0	0	0	0	0	0	0	0	0	0	0	0	0	0	3	28.7	35	25 to 35	66.7	2	66.7
11/11/2022	07:00	1	0	2	5	3	1	0	0	0	0	0	0	0	0	0	0	0	0	0	0	12	27.2	33.3	25 to 35	66.7	4	33.3
11/11/2022	08:00	0	1	5	31	8	2	0	0	0	0	0	0	0	0	0	0	0	0	0	0	47	27.9	31.9	25 to 35	83.0	10	21.3
11/11/2022	09:00	3	1	13	33	5	1	0	0	0	0	0	0	0	0	0	0	0	0	0	0	56	25.7	29.7	20 to 30	82.1	6	10.7
11/11/2022	10:00	1	2	9	40	7	1	0	0	0	0	0	0	0	0	0	0	0	0	0	0	60	26.8	29.9	20 to 30	81.7	8	13.3
11/11/2022	11:00	0	2	13	31	7	1	0	0	0	0	0	0	0	0	0	0	0	0	0	0	54	26.6	30	20 to 30	81.5	8	14.8
11/11/2022	12:00	2	2	12	22	6	0	0	0	0	0	0	0	0	0	0	0	0	0	0	0	44	25.4	29.8	20 to 30	77.3	6	13.6
11/11/2022	13:00	0	3	5	33	5	0	0	0	0	0	0	0	0	0	0	0	0	0	0	0	46	26.6	29.7	20 to 30	82.6	5	10.9
11/11/2022	14:00	2	2	10	28	7	0	0	0	0	0	0	0	0	0	0	0	0	0	0	0	49	25.9	30	20 to 30	77.6	7	14.3
11/11/2022	15:00	3	1	11	31	8	0	0	0	0	0	0	0	0	0	0	0	0	0	0	0	54	25.9	30	20 to 30	77.8	8	14.8
11/11/2022	16:00	4	6	16	29	6	0	0	0	0	0	0	0	0	0	0	0	0	0	0	0	61	24.5	29.5	20 to 30	73.8	6	9.8
11/11/2022	17:00	2	3	13	28	6	0	0	0	0	0	0	0	0	0	0	0	0	0	0	0	52	25.4	29.6	20 to 30	78.8	6	11.5
11/11/2022	18:00	2	5	18	33	9	2	0	0	0	0	0	0	0	0	0	0	0	0	0	0	69	25.8	30.6	20 to 30	73.9	11	15.9
11/11/2022	19:00	0	0	8	17	4	1	0	0	0	0	0	0	0	0	0	0	0	0	0	0	30	27	31.2	20 to 30	83.3	5	16.7
11/11/2022	20:00	0	0	3	14	3	0	0	0	0	0	0	0	0	0	0	0	0	0	0	0	20	27.2	30	20 to 30	85.0	3	15.0
11/11/2022	21:00	2	1	2	11	2	0	0	0	0	0	0	0	0	0	0	0	0	0	0	0	18	24.9	29.5	20 to 30	72.2	2	11.1
11/11/2022	22:00	0	0	2	7	0	2	0	0	0	0	0	0	0	0	0	0	0	0	0	0	11	28.1	30	20 to 30	81.8	2	18.2
11/11/2022	23:00	0	0	0	2	1	0	0	0	0	0	0	0	0	0	0	0	0	0	0	0	3	28.7	35	25 to 35	100.0	1	33.3
24 Hr Summary		22	29	143	398	91	11	0	0	0	0	0	0	0	0	0	0	0	0	0	694	26.2	30	20 to 30	78.0	102	14.7	

Incoming Histogram

Hall Lane coming from Long Stratton

from Wed-Oct-26-2022-02-00-AM to Wed-Feb-01-2023-02-59-PM

Date	Starting Hr:min	<15	15 to <20	20 to <25	25 to <30	30 to <35	35 to <40	40 to <45	45 to <50	50 to <55	55 to <60	60 to <65	65 to <70	70 to <75	75 to <80	80 to <85	85 to <90	90 to <95	95 to <100	100 to >105	Total Counts	Avg Speed (MPH)	85pet Speed	10MPH Pace	% in pace	# of Speeders	% Speeders	
12/11/2022	00:00	1	0	0	2	1	0	0	0	0	0	0	0	0	0	0	0	0	0	0	0	4	24.5	30	25 to 35	75.0	1	25.0
12/11/2022	01:00	0	0	0	4	0	0	0	0	0	0	0	0	0	0	0	0	0	0	0	0	4	27.3	28.8	20 to 30	100.0	*	*
12/11/2022	02:00	0	0	0	0	0	0	0	0	0	0	0	0	0	0	0	0	0	0	0	0	0	0	0	*	*	*	*
12/11/2022	03:00	0	0	0	0	1	0	0	0	0	0	0	0	0	0	0	0	0	0	0	0	1	32	35	25 to 35	100.0	1	100.0
12/11/2022	04:00	0	0	0	0	0	0	0	0	0	0	0	0	0	0	0	0	0	0	0	0	0	0	0	*	*	*	*
12/11/2022	05:00	0	0	1	2	0	0	0	0	0	0	0	0	0	0	0	0	0	0	0	0	3	25.3	30	20 to 30	100.0	*	*
12/11/2022	06:00	0	0	1	2	0	0	0	0	0	0	0	0	0	0	0	0	0	0	0	0	3	25.3	30	20 to 30	100.0	*	*
12/11/2022	07:00	0	1	1	3	3	1	0	0	0	0	0	0	0	0	0	0	0	0	0	0	9	28.2	35	25 to 35	66.7	4	44.4
12/11/2022	08:00	0	0	5	7	0	0	0	0	0	0	0	0	0	0	0	0	0	0	0	0	12	25.2	28.6	20 to 30	100.0	*	*
12/11/2022	09:00	1	1	4	19	5	0	0	0	0	0	0	0	0	0	0	0	0	0	0	0	30	26.6	31	25 to 35	80.0	5	16.7
12/11/2022	10:00	1	1	12	21	5	0	0	0	0	0	0	0	0	0	0	0	0	0	0	0	40	25.8	29.8	20 to 30	82.5	5	12.5
12/11/2022	11:00	1	4	13	36	8	0	0	0	0	0	0	0	0	0	0	0	0	0	0	0	62	26.1	29.9	20 to 30	79.0	8	12.9
12/11/2022	12:00	1	1	7	29	10	0	0	0	0	0	0	0	0	0	0	0	0	0	0	0	48	27.1	31.5	25 to 35	81.3	10	20.8
12/11/2022	13:00	0	2	9	26	6	0	0	0	0	0	0	0	0	0	0	0	0	0	0	0	43	26.4	30	20 to 30	81.4	6	14.0
12/11/2022	14:00	1	4	16	22	7	1	0	0	0	0	0	0	0	0	0	0	0	0	0	0	51	25.5	30	20 to 30	74.5	8	15.7
12/11/2022	15:00	1	1	8	20	5	0	0	0	0	0	0	0	0	0	0	0	0	0	0	0	35	26	30	20 to 30	80.0	5	14.3
12/11/2022	16:00	4	4	2	15	5	0	0	0	0	0	0	0	0	0	0	0	0	0	0	0	30	23.9	31	25 to 35	66.7	5	16.7
12/11/2022	17:00	0	2	6	15	2	1	1	0	0	0	0	0	0	0	0	0	0	0	0	0	27	26.6	30	20 to 30	77.8	4	14.8
12/11/2022	18:00	2	2	7	33	6	0	0	0	0	0	0	0	0	0	0	0	0	0	0	0	50	26.2	29.7	20 to 30	80.0	6	12.0
12/11/2022	19:00	0	0	7	15	2	1	0	0	0	0	0	0	0	0	0	0	0	0	0	0	25	26.7	29.7	20 to 30	88.0	3	12.0
12/11/2022	20:00	1	0	2	13	2	0	0	0	0	0	0	0	0	0	0	0	0	0	0	0	18	26.4	29.6	20 to 30	83.3	2	11.1
12/11/2022	21:00	0	0	3	5	1	0	1	0	0	0	0	0	0	0	0	0	0	0	0	0	10	27.6	30	20 to 30	80.0	2	20.0
12/11/2022	22:00	0	0	2	4	0	0	0	0	0	0	0	0	0	0	0	0	0	0	0	0	6	25.3	28.8	20 to 30	100.0	*	*
12/11/2022	23:00	0	0	0	6	2	1	0	0	0	0	0	0	0	0	0	0	0	0	0	0	9	29.3	35	25 to 35	88.9	3	33.3
24 Hr Summary		14	23	106	299	71	5	2	0	0	0	0	0	0	0	0	0	0	0	0	0	520	26.2	30	20 to 30	77.9	78	15.0

Incoming Histogram

Hall Lane coming from Long Stratton

from Wed-Oct-26-2022-02-00-AM to Wed-Feb-01-2023-02-59-PM

Date	Starting Hr:min	<15	15 to <20	20 to <25	25 to <30	30 to <35	35 to <40	40 to <45	45 to <50	50 to <55	55 to <60	60 to <65	65 to <70	70 to <75	75 to <80	80 to <85	85 to <90	90 to <95	95 to <100	100 to >105	Total Counts	Avg Speed (MPH)	85pet Speed	10MPH Pace	% in pace	# of Speeders	% Speeders	
13/11/2022	00:00	0	0	0	2	1	0	0	0	0	0	0	0	0	0	0	0	0	0	0	0	3	29	35	25 to 35	100.0	1	33.3
13/11/2022	01:00	0	0	0	0	0	0	0	0	0	0	0	0	0	0	0	0	0	0	0	0	0	0	0	*	*	*	*
13/11/2022	02:00	0	0	0	0	0	0	0	0	0	0	0	0	0	0	0	0	0	0	0	0	0	0	0	*	*	*	*
13/11/2022	03:00	0	0	0	0	0	0	0	0	0	0	0	0	0	0	0	0	0	0	0	0	0	0	0	*	*	*	*
13/11/2022	04:00	0	0	0	0	0	0	0	0	0	0	0	0	0	0	0	0	0	0	0	0	0	0	0	*	*	*	*
13/11/2022	05:00	0	0	0	0	1	0	0	0	0	0	0	0	0	0	0	0	0	0	0	0	1	32	35	25 to 35	100.0	1	100.0
13/11/2022	06:00	0	0	0	0	0	1	0	0	0	0	0	0	0	0	0	0	0	0	0	0	1	37	40	30 to 40	100.0	1	100.0
13/11/2022	07:00	0	0	0	2	1	0	0	0	0	0	0	0	0	0	0	0	0	0	0	0	3	28.7	35	25 to 35	100.0	1	33.3
13/11/2022	08:00	0	0	0	11	2	0	0	0	0	0	0	0	0	0	0	0	0	0	0	0	13	28.1	30	25 to 35	100.0	2	15.4
13/11/2022	09:00	1	0	2	9	5	0	0	0	0	0	0	0	0	0	0	0	0	0	0	0	17	26.9	32	25 to 35	82.4	5	29.4
13/11/2022	10:00	1	0	3	19	6	1	0	0	0	0	0	0	0	0	0	0	0	0	0	0	30	27.6	32.5	25 to 35	83.3	7	23.3
13/11/2022	11:00	0	1	9	38	6	0	0	0	0	0	0	0	0	0	0	0	0	0	0	0	54	26.9	29.7	20 to 30	87.0	6	11.1
13/11/2022	12:00	5	0	8	18	5	0	0	0	0	0	0	0	0	0	0	0	0	0	0	0	36	24.5	30	20 to 30	72.2	5	13.9
13/11/2022	13:00	0	2	9	18	6	1	0	0	0	0	0	0	0	0	0	0	0	0	0	0	36	26.6	31.7	20 to 30	75.0	7	19.4
13/11/2022	14:00	1	2	5	22	3	3	0	0	0	0	0	0	0	0	0	0	0	0	0	0	36	26.8	31.7	20 to 30	75.0	6	16.7
13/11/2022	15:00	1	0	2	13	2	1	0	0	0	0	0	0	0	0	0	0	0	0	0	0	19	26.9	30	20 to 30	78.9	3	15.8
13/11/2022	16:00	0	2	12	18	0	0	0	0	0	0	0	0	0	0	0	0	0	0	0	0	32	24.8	28.6	20 to 30	93.8	*	*
13/11/2022	17:00	0	3	6	21	7	1	0	0	0	0	0	0	0	0	0	0	0	0	0	0	38	26.9	31.4	25 to 35	73.7	8	21.1
13/11/2022	18:00	0	1	4	17	4	1	1	0	0	0	0	0	0	0	0	0	0	0	0	0	28	27.7	32.5	20 to 30	75.0	6	21.4
13/11/2022	19:00	0	1	1	11	3	0	0	0	0	0	0	0	0	0	0	0	0	0	0	0	16	27.3	31.7	25 to 35	87.5	3	18.8
13/11/2022	20:00	0	0	1	5	0	0	0	0	0	0	0	0	0	0	0	0	0	0	0	0	6	26.5	29	20 to 30	100.0	*	*
13/11/2022	21:00	0	0	2	12	0	1	0	0	0	0	0	0	0	0	0	0	0	0	0	0	15	27.3	29.6	20 to 30	93.3	1	6.7
13/11/2022	22:00	1	0	1	2	1	0	0	0	0	0	0	0	0	0	0	0	0	0	0	0	5	24	30	20 to 30	60.0	1	20.0
13/11/2022	23:00	0	0	0	0	0	0	0	0	0	0	0	0	0	0	0	0	0	0	0	0	0	0	0	*	*	*	*
24 Hr Summary		10	12	65	238	53	10	1	0	0	0	0	0	0	0	0	0	0	0	0	0	389	26.7	30.6	20 to 30	77.9	64	16.5

Incoming Histogram

Hall Lane coming from Long Stratton

from Wed-Oct-26-2022-02-00-AM to Wed-Feb-01-2023-02-59-PM

Date	Starting Hr:min	<15	15 to <20	20 to <25	25 to <30	30 to <35	35 to <40	40 to <45	45 to <50	50 to <55	55 to <60	60 to <65	65 to <70	70 to <75	75 to <80	80 to <85	85 to <90	90 to <95	95 to <100	100 to >105	Total Counts	Avg Speed (MPH)	85pet Speed	10MPH Pace	% in pace	# of Speeders	% Speeders	
14/11/2022	00:00	0	0	0	0	0	0	0	0	0	0	0	0	0	0	0	0	0	0	0	0	0	0	*	*	*	*	
14/11/2022	01:00	0	0	0	0	0	0	0	0	0	0	0	0	0	0	0	0	0	0	0	0	0	0	*	*	*	*	
14/11/2022	02:00	0	0	0	0	0	0	0	0	0	0	0	0	0	0	0	0	0	0	0	0	0	0	*	*	*	*	
14/11/2022	03:00	0	0	0	0	0	0	0	0	0	0	0	0	0	0	0	0	0	0	0	0	0	0	*	*	*	*	
14/11/2022	04:00	0	0	0	0	0	0	0	0	0	0	0	0	0	0	0	0	0	0	0	0	0	0	*	*	*	*	
14/11/2022	05:00	0	0	0	1	2	0	0	0	0	0	0	0	0	0	0	0	0	0	0	0	3	30.3	35	25 to 35	100.0	2	66.7
14/11/2022	06:00	0	0	0	2	1	0	0	0	0	0	0	0	0	0	0	0	0	0	0	0	3	28.7	35	25 to 35	100.0	1	33.3
14/11/2022	07:00	1	0	1	7	6	3	1	0	0	0	0	0	0	0	0	0	0	0	0	0	19	29.9	36.7	25 to 35	68.4	10	52.6
14/11/2022	08:00	1	0	12	33	16	0	0	0	0	0	0	0	0	0	0	0	0	0	0	0	62	27.5	32.2	25 to 35	79.0	16	25.8
14/11/2022	09:00	1	3	9	40	12	0	0	0	0	0	0	0	0	0	0	0	0	0	0	0	65	26.9	30.8	25 to 35	80.0	12	18.5
14/11/2022	10:00	3	3	15	24	4	0	0	0	0	0	0	0	0	0	0	0	0	0	0	0	49	24.6	29.4	20 to 30	79.6	4	8.2
14/11/2022	11:00	1	6	14	15	1	0	0	0	0	0	0	0	0	0	0	0	0	0	0	0	37	23.4	28.3	20 to 30	78.4	1	2.7
14/11/2022	12:00	4	6	11	10	3	0	0	0	0	0	0	0	0	0	0	0	0	0	0	0	34	22.4	29	20 to 30	61.8	3	8.8
14/11/2022	13:00	2	7	10	14	1	2	0	0	0	0	0	0	0	0	0	0	0	0	0	0	36	23.9	29.3	20 to 30	66.7	3	8.3
14/11/2022	14:00	4	2	15	21	4	0	0	0	0	0	0	0	0	0	0	0	0	0	0	0	46	24.3	29.3	20 to 30	78.3	4	8.7
14/11/2022	15:00	4	4	9	18	4	0	0	0	0	0	0	0	0	0	0	0	0	0	0	0	39	23.8	29.4	20 to 30	69.2	4	10.3
14/11/2022	16:00	2	9	16	23	6	0	0	0	0	0	0	0	0	0	0	0	0	0	0	0	56	24.2	29.6	20 to 30	69.6	6	10.7
14/11/2022	17:00	3	3	25	26	3	0	0	0	0	0	0	0	0	0	0	0	0	0	0	0	60	24.3	28.8	20 to 30	85.0	3	5.0
14/11/2022	18:00	0	1	9	31	5	1	0	0	0	0	0	0	0	0	0	0	0	0	0	0	47	26.9	29.8	20 to 30	85.1	6	12.8
14/11/2022	19:00	0	1	3	13	1	0	0	0	0	0	0	0	0	0	0	0	0	0	0	0	18	26.1	29.2	20 to 30	88.9	1	5.6
14/11/2022	20:00	0	0	3	10	3	0	0	0	0	0	0	0	0	0	0	0	0	0	0	0	16	27.2	31.7	20 to 30	81.3	3	18.8
14/11/2022	21:00	0	0	1	2	3	0	0	0	0	0	0	0	0	0	0	0	0	0	0	0	6	28.8	33.3	25 to 35	83.3	3	50.0
14/11/2022	22:00	0	0	0	4	0	0	0	0	0	0	0	0	0	0	0	0	0	0	0	0	4	27	28.8	20 to 30	100.0	*	*
14/11/2022	23:00	0	3	1	3	1	0	0	0	0	0	0	0	0	0	0	0	0	0	0	0	8	23.4	30	15 to 25	50.0	1	12.5
24 Hr Summary		26	48	154	297	76	6	1	0	0	0	0	0	0	0	0	0	0	0	0	608	25.3	29.9	20 to 30	74.2	83	13.7	

Incoming Histogram

Hall Lane coming from Long Stratton

from Wed-Oct-26-2022-02-00-AM to Wed-Feb-01-2023-02-59-PM

Date	Starting Hr:min	<15	15 to <20	20 to <25	25 to <30	30 to <35	35 to <40	40 to <45	45 to <50	50 to <55	55 to <60	60 to <65	65 to <70	70 to <75	75 to <80	80 to <85	85 to <90	90 to <95	95 to <100	100 to >105	Total Counts	Avg Speed (MPH)	85pet Speed	10MPH Pace	% in pace	# of Speeders	% Speeders	
15/11/2022	00:00	0	1	0	0	0	0	0	0	0	0	0	0	0	0	0	0	0	0	0	0	1	17	20	10 to 20	100.0	*	*
15/11/2022	01:00	0	0	0	1	0	0	0	0	0	0	0	0	0	0	0	0	0	0	0	0	1	27	30	20 to 30	100.0	*	*
15/11/2022	02:00	0	0	0	0	0	0	0	0	0	0	0	0	0	0	0	0	0	0	0	0	0	0	0	*	*	*	*
15/11/2022	03:00	0	0	0	0	1	0	0	0	0	0	0	0	0	0	0	0	0	0	0	0	1	32	35	25 to 35	100.0	1	100.0
15/11/2022	04:00	0	0	0	0	0	0	0	0	0	0	0	0	0	0	0	0	0	0	0	0	0	0	0	*	*	*	*
15/11/2022	05:00	0	0	1	0	1	0	0	0	0	0	0	0	0	0	0	0	0	0	0	0	2	27	35	15 to 25	50.0	1	50.0
15/11/2022	06:00	1	0	1	2	3	0	0	0	0	0	0	0	0	0	0	0	0	0	0	0	7	26.3	33.3	25 to 35	71.4	3	42.9
15/11/2022	07:00	1	0	3	12	4	1	0	0	0	0	0	0	0	0	0	0	0	0	0	0	21	27.2	32.5	25 to 35	76.2	5	23.8
15/11/2022	08:00	3	1	14	41	7	1	0	0	0	0	0	0	0	0	0	0	0	0	0	0	67	26.1	29.8	20 to 30	82.1	8	11.9
15/11/2022	09:00	1	3	12	28	6	0	0	0	0	0	0	0	0	0	0	0	0	0	0	0	50	25.9	29.6	20 to 30	80.0	6	12.0
15/11/2022	10:00	0	2	17	23	3	0	0	0	0	0	0	0	0	0	0	0	0	0	0	0	45	25.3	29.1	20 to 30	88.9	3	6.7
15/11/2022	11:00	2	1	13	18	3	0	0	0	0	0	0	0	0	0	0	0	0	0	0	0	37	24.8	29.2	20 to 30	83.8	3	8.1
15/11/2022	12:00	2	1	10	14	6	0	0	0	0	0	0	0	0	0	0	0	0	0	0	0	33	25.3	30.8	20 to 30	72.7	6	18.2
15/11/2022	13:00	0	1	14	24	6	0	0	0	0	0	0	0	0	0	0	0	0	0	0	0	45	26.2	29.8	20 to 30	84.4	6	13.3
15/11/2022	14:00	0	2	4	19	2	2	0	0	0	0	0	0	0	0	0	0	0	0	0	0	29	26.9	30	20 to 30	79.3	4	13.8
15/11/2022	15:00	0	0	3	27	3	1	0	0	0	0	0	0	0	0	0	0	0	0	0	0	34	27.6	29.8	20 to 30	88.2	4	11.8
15/11/2022	16:00	2	4	8	12	5	0	0	0	0	0	0	0	0	0	0	0	0	0	0	0	31	24.5	30	20 to 30	64.5	5	16.1
15/11/2022	17:00	0	3	11	22	3	0	0	0	0	0	0	0	0	0	0	0	0	0	0	0	39	25.5	29.3	20 to 30	84.6	3	7.7
15/11/2022	18:00	1	4	13	24	8	0	0	0	0	0	0	0	0	0	0	0	0	0	0	0	50	25.6	30	20 to 30	74.0	8	16.0
15/11/2022	19:00	0	3	7	20	9	0	1	0	0	0	0	0	0	0	0	0	0	0	0	0	40	27.2	32.2	25 to 35	72.5	10	25.0
15/11/2022	20:00	0	0	5	12	3	0	1	0	0	0	0	0	0	0	0	0	0	0	0	0	21	27.4	31.7	20 to 30	81.0	4	19.0
15/11/2022	21:00	0	0	1	5	4	0	1	0	0	0	0	0	0	0	0	0	0	0	0	0	11	29.9	33.8	25 to 35	81.8	5	45.5
15/11/2022	22:00	0	1	0	5	1	0	0	0	0	0	0	0	0	0	0	0	0	0	0	0	7	26.3	30	25 to 35	85.7	1	14.3
15/11/2022	23:00	0	0	0	4	2	0	0	0	0	0	0	0	0	0	0	0	0	0	0	0	6	28.8	32.5	25 to 35	100.0	2	33.3
24 Hr Summary		13	27	137	313	80	5	3	0	0	0	0	0	0	0	0	0	0	0	0	578	26.1	30.1	20 to 30	77.9	88	15.2	

Incoming Histogram

Hall Lane coming from Long Stratton

from Wed-Oct-26-2022-02-00-AM to Wed-Feb-01-2023-02-59-PM

Date	Starting Hr:min	<15	15 to <20	20 to <25	25 to <30	30 to <35	35 to <40	40 to <45	45 to <50	50 to <55	55 to <60	60 to <65	65 to <70	70 to <75	75 to <80	80 to <85	85 to <90	90 to <95	95 to <100	100 to >105	Total Counts	Avg Speed (MPH)	85pct Speed	10MPH Pace	% in pace	# of Speeders	% Speeders	
16/11/2022	00:00	0	0	0	0	0	0	0	0	0	0	0	0	0	0	0	0	0	0	0	0	0	0	*	*	*	*	
16/11/2022	01:00	0	0	0	0	0	0	0	0	0	0	0	0	0	0	0	0	0	0	0	0	0	0	*	*	*	*	
16/11/2022	02:00	0	0	0	0	0	0	0	0	0	0	0	0	0	0	0	0	0	0	0	0	0	0	*	*	*	*	
16/11/2022	03:00	0	0	0	1	0	0	0	0	0	0	0	0	0	0	0	0	0	0	0	0	1	27	30	20 to 30	100.0	*	*
16/11/2022	04:00	0	0	0	0	0	0	0	0	0	0	0	0	0	0	0	0	0	0	0	0	0	0	*	*	*	*	
16/11/2022	05:00	1	0	1	0	1	0	0	0	0	0	0	0	0	0	0	0	0	0	0	0	3	22	35	5 to 15	33.3	1	33.3
16/11/2022	06:00	0	0	4	8	0	0	0	0	0	0	0	0	0	0	0	0	0	0	0	0	12	25.5	28.8	20 to 30	100.0	*	*
16/11/2022	07:00	1	1	5	15	4	2	0	0	0	0	0	0	0	0	0	0	0	0	0	0	28	26.6	32.5	20 to 30	71.4	6	21.4
16/11/2022	08:00	0	1	7	36	13	1	0	0	0	0	0	0	0	0	0	0	0	0	0	0	58	27.9	31.9	25 to 35	84.5	14	24.1
16/11/2022	09:00	2	3	9	39	13	2	0	0	0	0	0	0	0	0	0	0	0	0	0	0	68	27.1	31.9	25 to 35	76.5	15	22.1
16/11/2022	10:00	0	0	9	38	3	0	0	0	0	0	0	0	0	0	0	0	0	0	0	0	50	26.8	29.3	20 to 30	94.0	3	6.0
16/11/2022	11:00	1	0	11	18	6	0	0	0	0	0	0	0	0	0	0	0	0	0	0	0	36	26.2	30.8	20 to 30	80.6	6	16.7
16/11/2022	12:00	1	0	4	19	0	1	0	0	0	0	0	0	0	0	0	0	0	0	0	0	25	26.3	29.2	20 to 30	92.0	1	4.0
16/11/2022	13:00	0	3	11	18	4	0	0	0	0	0	0	0	0	0	0	0	0	0	0	0	36	25.4	29.7	20 to 30	80.6	4	11.1
16/11/2022	14:00	3	2	15	18	2	0	0	0	0	0	0	0	0	0	0	0	0	0	0	0	40	23.9	28.9	20 to 30	82.5	2	5.0
16/11/2022	15:00	1	3	11	23	2	0	0	0	0	0	0	0	0	0	0	0	0	0	0	0	40	25.1	29.1	20 to 30	85.0	2	5.0
16/11/2022	16:00	2	3	24	26	5	0	0	0	0	0	0	0	0	0	0	0	0	0	0	0	60	24.7	29.2	20 to 30	83.3	5	8.3
16/11/2022	17:00	2	6	16	14	6	0	0	0	0	0	0	0	0	0	0	0	0	0	0	0	44	23.8	29.6	20 to 30	68.2	6	13.6
16/11/2022	18:00	1	1	12	32	5	2	0	0	0	0	0	0	0	0	0	0	0	0	0	0	53	26.6	29.8	20 to 30	83.0	7	13.2
16/11/2022	19:00	0	0	3	18	6	1	0	0	0	0	0	0	0	0	0	0	0	0	0	0	28	28.2	32.5	25 to 35	85.7	7	25.0
16/11/2022	20:00	0	0	1	13	4	0	0	0	0	0	0	0	0	0	0	0	0	0	0	0	18	27.9	31.2	25 to 35	94.4	4	22.2
16/11/2022	21:00	0	0	1	7	4	1	0	0	0	0	0	0	0	0	0	0	0	0	0	0	13	29.1	33.8	25 to 35	84.6	5	38.5
16/11/2022	22:00	0	0	2	7	2	0	0	0	0	0	0	0	0	0	0	0	0	0	0	0	11	27.2	30	20 to 30	81.8	2	18.2
16/11/2022	23:00	0	0	1	4	1	0	0	0	0	0	0	0	0	0	0	0	0	0	0	0	6	27	30	20 to 30	83.3	1	16.7
24 Hr Summary		15	23	147	354	81	10	0	0	0	0	0	0	0	0	0	0	0	0	0	0	630	26.2	30	20 to 30	79.5	91	14.4



Incoming Histogram

Hall Lane coming from Long Stratton

from Wed-Oct-26-2022-02-00-AM to Wed-Feb-01-2023-02-59-PM

Date	Starting Hr:min	<15	15 to <20	20 to <25	25 to <30	30 to <35	35 to <40	40 to <45	45 to <50	50 to <55	55 to <60	60 to <65	65 to <70	70 to <75	75 to <80	80 to <85	85 to <90	90 to <95	95 to <100	100 to >105	Total Counts	Avg Speed (MPH)	85pet Speed	10MPH Pace	% in pace	# of Speeders	% Speeders	
17/11/2022	00:00	0	0	0	2	0	0	0	0	0	0	0	0	0	0	0	0	0	0	0	0	2	27	30	20 to 30	100.0	*	*
17/11/2022	01:00	0	0	0	0	0	0	0	0	0	0	0	0	0	0	0	0	0	0	0	0	0	0	0	*	*	*	*
17/11/2022	02:00	0	0	0	0	0	0	0	0	0	0	0	0	0	0	0	0	0	0	0	0	0	0	0	*	*	*	*
17/11/2022	03:00	0	0	0	1	0	0	0	0	0	0	0	0	0	0	0	0	0	0	0	0	1	27	30	20 to 30	100.0	*	*
17/11/2022	04:00	0	0	0	1	0	0	0	0	0	0	0	0	0	0	0	0	0	0	0	0	1	27	30	20 to 30	100.0	*	*
17/11/2022	05:00	0	0	1	0	0	0	0	0	0	0	0	0	0	0	0	0	0	0	0	0	1	22	25	15 to 25	100.0	*	*
17/11/2022	06:00	0	0	2	2	2	0	0	0	0	0	0	0	0	0	0	0	0	0	0	0	6	27	32.5	20 to 30	66.7	2	33.3
17/11/2022	07:00	1	0	1	14	6	1	0	0	0	0	0	0	0	0	0	0	0	0	0	0	23	28	33.3	25 to 35	87.0	7	30.4
17/11/2022	08:00	1	5	13	35	4	0	0	0	0	0	0	0	0	0	0	0	0	0	0	0	58	25.4	29.3	20 to 30	82.8	4	6.9
17/11/2022	09:00	2	3	8	34	13	2	0	0	0	0	0	0	0	0	0	0	0	0	0	0	62	27.1	32.3	25 to 35	75.8	15	24.2
17/11/2022	10:00	1	1	10	23	9	0	0	0	0	0	0	0	0	0	0	0	0	0	0	0	44	26.6	31.1	20 to 30	75.0	9	20.5
17/11/2022	11:00	0	3	11	23	6	0	0	0	0	0	0	0	0	0	0	0	0	0	0	0	43	26	30	20 to 30	79.1	6	14.0
17/11/2022	12:00	0	4	13	15	6	0	0	0	0	0	0	0	0	0	0	0	0	0	0	0	38	25.2	30	20 to 30	73.7	6	15.8
17/11/2022	13:00	1	1	5	19	5	1	0	0	0	0	0	0	0	0	0	0	0	0	0	0	32	26.8	31	20 to 30	75.0	6	18.8
17/11/2022	14:00	1	2	21	21	4	0	0	0	0	0	0	0	0	0	0	0	0	0	0	0	49	24.8	29.3	20 to 30	85.7	4	8.2
17/11/2022	15:00	0	4	5	21	6	0	0	0	0	0	0	0	0	0	0	0	0	0	0	0	36	26.3	30.8	25 to 35	75.0	6	16.7
17/11/2022	16:00	0	3	10	24	6	0	0	0	0	0	0	0	0	0	0	0	0	0	0	0	43	26.1	30	20 to 30	79.1	6	14.0
17/11/2022	17:00	0	3	11	20	7	1	1	0	0	0	0	0	0	0	0	0	0	0	0	0	43	26.7	32.1	20 to 30	72.1	9	20.9
17/11/2022	18:00	0	1	7	27	7	1	0	0	0	0	0	0	0	0	0	0	0	0	0	0	43	27.4	31.4	20 to 30	79.1	8	18.6
17/11/2022	19:00	0	1	6	17	5	0	0	0	0	0	0	0	0	0	0	0	0	0	0	0	29	26.7	31	20 to 30	79.3	5	17.2
17/11/2022	20:00	0	0	3	11	3	1	1	0	0	0	0	0	0	0	0	0	0	0	0	0	19	28.6	33.3	20 to 30	73.7	5	26.3
17/11/2022	21:00	1	0	0	8	4	0	0	0	0	0	0	0	0	0	0	0	0	0	0	0	13	27.5	32.5	25 to 35	92.3	4	30.8
17/11/2022	22:00	0	0	0	5	1	0	0	0	0	0	0	0	0	0	0	0	0	0	0	0	6	28	30	25 to 35	100.0	1	16.7
17/11/2022	23:00	0	0	2	1	2	0	0	0	0	0	0	0	0	0	0	0	0	0	0	0	5	27	32.5	20 to 30	60.0	2	40.0
24 Hr Summary		8	31	129	324	96	7	2	0	0	0	0	0	0	0	0	0	0	0	0	0	597	26.4	30.8	20 to 30	75.9	105	17.6

Incoming Histogram

Hall Lane coming from Long Stratton

from Wed-Oct-26-2022-02-00-AM to Wed-Feb-01-2023-02-59-PM

Date	Starting Hr:min	<15	15 to <20	20 to <25	25 to <30	30 to <35	35 to <40	40 to <45	45 to <50	50 to <55	55 to <60	60 to <65	65 to <70	70 to <75	75 to <80	80 to <85	85 to <90	90 to <95	95 to <100	100 to >105	Total Counts	Avg Speed (MPH)	85pet Speed	10MPH Pace	% in pace	# of Speeders	% Speeders	
18/11/2022	00:00	0	0	0	2	2	0	0	0	0	0	0	0	0	0	0	0	0	0	0	0	4	29.8	32.5	25 to 35	100.0	2	50.0
18/11/2022	01:00	0	0	0	0	0	0	0	0	0	0	0	0	0	0	0	0	0	0	0	0	0	0	0	*	*	*	*
18/11/2022	02:00	0	0	0	0	0	0	0	0	0	0	0	0	0	0	0	0	0	0	0	0	0	0	0	*	*	*	*
18/11/2022	03:00	0	0	0	0	1	0	0	0	0	0	0	0	0	0	0	0	0	0	0	0	1	32	35	25 to 35	100.0	1	100.0
18/11/2022	04:00	0	0	0	0	0	0	0	0	0	0	0	0	0	0	0	0	0	0	0	0	0	0	0	*	*	*	*
18/11/2022	05:00	0	0	1	1	0	0	0	0	0	0	0	0	0	0	0	0	0	0	0	0	2	24.5	30	20 to 30	100.0	*	*
18/11/2022	06:00	0	0	2	3	3	1	0	0	0	0	0	0	0	0	0	0	0	0	0	0	9	28.7	35	25 to 35	66.7	4	44.4
18/11/2022	07:00	0	0	2	10	4	3	0	0	0	0	0	0	0	0	0	0	0	0	0	0	19	29.4	35	25 to 35	73.7	7	36.8
18/11/2022	08:00	0	6	7	15	1	0	0	0	0	0	0	0	0	0	0	0	0	0	0	0	29	24.2	29	20 to 30	75.9	1	3.4
18/11/2022	09:00	*	*	*	*	*	*	*	*	*	*	*	*	*	*	*	*	*	*	*	*	*	*	*	*	*	*	*
18/11/2022	10:00	*	*	*	*	*	*	*	*	*	*	*	*	*	*	*	*	*	*	*	*	*	*	*	*	*	*	*
18/11/2022	11:00	*	*	*	*	*	*	*	*	*	*	*	*	*	*	*	*	*	*	*	*	*	*	*	*	*	*	*
18/11/2022	12:00	*	*	*	*	*	*	*	*	*	*	*	*	*	*	*	*	*	*	*	*	*	*	*	*	*	*	*
18/11/2022	13:00	*	*	*	*	*	*	*	*	*	*	*	*	*	*	*	*	*	*	*	*	*	*	*	*	*	*	*
18/11/2022	14:00	*	*	*	*	*	*	*	*	*	*	*	*	*	*	*	*	*	*	*	*	*	*	*	*	*	*	*
18/11/2022	15:00	*	*	*	*	*	*	*	*	*	*	*	*	*	*	*	*	*	*	*	*	*	*	*	*	*	*	*
18/11/2022	16:00	*	*	*	*	*	*	*	*	*	*	*	*	*	*	*	*	*	*	*	*	*	*	*	*	*	*	*
18/11/2022	17:00	*	*	*	*	*	*	*	*	*	*	*	*	*	*	*	*	*	*	*	*	*	*	*	*	*	*	*
18/11/2022	18:00	*	*	*	*	*	*	*	*	*	*	*	*	*	*	*	*	*	*	*	*	*	*	*	*	*	*	*
18/11/2022	19:00	*	*	*	*	*	*	*	*	*	*	*	*	*	*	*	*	*	*	*	*	*	*	*	*	*	*	*
18/11/2022	20:00	*	*	*	*	*	*	*	*	*	*	*	*	*	*	*	*	*	*	*	*	*	*	*	*	*	*	*
18/11/2022	21:00	*	*	*	*	*	*	*	*	*	*	*	*	*	*	*	*	*	*	*	*	*	*	*	*	*	*	*
18/11/2022	22:00	*	*	*	*	*	*	*	*	*	*	*	*	*	*	*	*	*	*	*	*	*	*	*	*	*	*	*
18/11/2022	23:00	*	*	*	*	*	*	*	*	*	*	*	*	*	*	*	*	*	*	*	*	*	*	*	*	*	*	*
24 Hr Summary		0	6	12	31	11	4	0	0	0	0	0	0	0	0	0	0	0	0	0	64	26.8	32.3	20 to 30	67.2	15	23.4	

Incoming Histogram

Hall Lane coming from Long Stratton

from Wed-Oct-26-2022-02-00-AM to Wed-Feb-01-2023-02-59-PM

Date	Starting Hr:min	<15	15 to <20	20 to <25	25 to <30	30 to <35	35 to <40	40 to <45	45 to <50	50 to <55	55 to <60	60 to <65	65 to <70	70 to <75	75 to <80	80 to <85	85 to <90	90 to <95	95 to <100	100 to >105	Total Counts	Avg Speed (MPH)	85pet Speed	10MPH Pace	% in pace	# of Speeders	% Speeders
19/11/2022	00:00	*	*	*	*	*	*	*	*	*	*	*	*	*	*	*	*	*	*	*	*	*	*	*	*	*	*
19/11/2022	01:00	*	*	*	*	*	*	*	*	*	*	*	*	*	*	*	*	*	*	*	*	*	*	*	*	*	*
19/11/2022	02:00	*	*	*	*	*	*	*	*	*	*	*	*	*	*	*	*	*	*	*	*	*	*	*	*	*	*
19/11/2022	03:00	*	*	*	*	*	*	*	*	*	*	*	*	*	*	*	*	*	*	*	*	*	*	*	*	*	*
19/11/2022	04:00	*	*	*	*	*	*	*	*	*	*	*	*	*	*	*	*	*	*	*	*	*	*	*	*	*	*
19/11/2022	05:00	*	*	*	*	*	*	*	*	*	*	*	*	*	*	*	*	*	*	*	*	*	*	*	*	*	*
19/11/2022	06:00	*	*	*	*	*	*	*	*	*	*	*	*	*	*	*	*	*	*	*	*	*	*	*	*	*	*
19/11/2022	07:00	*	*	*	*	*	*	*	*	*	*	*	*	*	*	*	*	*	*	*	*	*	*	*	*	*	*
19/11/2022	08:00	*	*	*	*	*	*	*	*	*	*	*	*	*	*	*	*	*	*	*	*	*	*	*	*	*	*
19/11/2022	09:00	*	*	*	*	*	*	*	*	*	*	*	*	*	*	*	*	*	*	*	*	*	*	*	*	*	*
19/11/2022	10:00	*	*	*	*	*	*	*	*	*	*	*	*	*	*	*	*	*	*	*	*	*	*	*	*	*	*
19/11/2022	11:00	*	*	*	*	*	*	*	*	*	*	*	*	*	*	*	*	*	*	*	*	*	*	*	*	*	*
19/11/2022	12:00	*	*	*	*	*	*	*	*	*	*	*	*	*	*	*	*	*	*	*	*	*	*	*	*	*	*
19/11/2022	13:00	*	*	*	*	*	*	*	*	*	*	*	*	*	*	*	*	*	*	*	*	*	*	*	*	*	*
19/11/2022	14:00	*	*	*	*	*	*	*	*	*	*	*	*	*	*	*	*	*	*	*	*	*	*	*	*	*	*
19/11/2022	15:00	*	*	*	*	*	*	*	*	*	*	*	*	*	*	*	*	*	*	*	*	*	*	*	*	*	*
19/11/2022	16:00	*	*	*	*	*	*	*	*	*	*	*	*	*	*	*	*	*	*	*	*	*	*	*	*	*	*
19/11/2022	17:00	*	*	*	*	*	*	*	*	*	*	*	*	*	*	*	*	*	*	*	*	*	*	*	*	*	*
19/11/2022	18:00	*	*	*	*	*	*	*	*	*	*	*	*	*	*	*	*	*	*	*	*	*	*	*	*	*	*
19/11/2022	19:00	*	*	*	*	*	*	*	*	*	*	*	*	*	*	*	*	*	*	*	*	*	*	*	*	*	*
19/11/2022	20:00	*	*	*	*	*	*	*	*	*	*	*	*	*	*	*	*	*	*	*	*	*	*	*	*	*	*
19/11/2022	21:00	*	*	*	*	*	*	*	*	*	*	*	*	*	*	*	*	*	*	*	*	*	*	*	*	*	*
19/11/2022	22:00	*	*	*	*	*	*	*	*	*	*	*	*	*	*	*	*	*	*	*	*	*	*	*	*	*	*
19/11/2022	23:00	*	*	*	*	*	*	*	*	*	*	*	*	*	*	*	*	*	*	*	*	*	*	*	*	*	*
24 Hr Summary		0	0	0	0	0	0	0	0	0	0	0	0	0	0	0	0	0	0	0	0	0	0	0	*	*	*

Incoming Histogram

Hall Lane coming from Long Stratton

from Wed-Oct-26-2022-02-00-AM to Wed-Feb-01-2023-02-59-PM

Date	Starting Hr:min	<15	15 to <20	20 to <25	25 to <30	30 to <35	35 to <40	40 to <45	45 to <50	50 to <55	55 to <60	60 to <65	65 to <70	70 to <75	75 to <80	80 to <85	85 to <90	90 to <95	95 to <100	100 to >105	Total Counts	Avg Speed (MPH)	85pet Speed	10MPH Pace	% in pace	# of Speeders	% Speeders
20/11/2022	00:00	*	*	*	*	*	*	*	*	*	*	*	*	*	*	*	*	*	*	*	*	*	*	*	*	*	*
20/11/2022	01:00	*	*	*	*	*	*	*	*	*	*	*	*	*	*	*	*	*	*	*	*	*	*	*	*	*	*
20/11/2022	02:00	*	*	*	*	*	*	*	*	*	*	*	*	*	*	*	*	*	*	*	*	*	*	*	*	*	*
20/11/2022	03:00	*	*	*	*	*	*	*	*	*	*	*	*	*	*	*	*	*	*	*	*	*	*	*	*	*	*
20/11/2022	04:00	*	*	*	*	*	*	*	*	*	*	*	*	*	*	*	*	*	*	*	*	*	*	*	*	*	*
20/11/2022	05:00	*	*	*	*	*	*	*	*	*	*	*	*	*	*	*	*	*	*	*	*	*	*	*	*	*	*
20/11/2022	06:00	*	*	*	*	*	*	*	*	*	*	*	*	*	*	*	*	*	*	*	*	*	*	*	*	*	*
20/11/2022	07:00	*	*	*	*	*	*	*	*	*	*	*	*	*	*	*	*	*	*	*	*	*	*	*	*	*	*
20/11/2022	08:00	*	*	*	*	*	*	*	*	*	*	*	*	*	*	*	*	*	*	*	*	*	*	*	*	*	*
20/11/2022	09:00	*	*	*	*	*	*	*	*	*	*	*	*	*	*	*	*	*	*	*	*	*	*	*	*	*	*
20/11/2022	10:00	*	*	*	*	*	*	*	*	*	*	*	*	*	*	*	*	*	*	*	*	*	*	*	*	*	*
20/11/2022	11:00	*	*	*	*	*	*	*	*	*	*	*	*	*	*	*	*	*	*	*	*	*	*	*	*	*	*
20/11/2022	12:00	*	*	*	*	*	*	*	*	*	*	*	*	*	*	*	*	*	*	*	*	*	*	*	*	*	*
20/11/2022	13:00	*	*	*	*	*	*	*	*	*	*	*	*	*	*	*	*	*	*	*	*	*	*	*	*	*	*
20/11/2022	14:00	*	*	*	*	*	*	*	*	*	*	*	*	*	*	*	*	*	*	*	*	*	*	*	*	*	*
20/11/2022	15:00	*	*	*	*	*	*	*	*	*	*	*	*	*	*	*	*	*	*	*	*	*	*	*	*	*	*
20/11/2022	16:00	*	*	*	*	*	*	*	*	*	*	*	*	*	*	*	*	*	*	*	*	*	*	*	*	*	*
20/11/2022	17:00	*	*	*	*	*	*	*	*	*	*	*	*	*	*	*	*	*	*	*	*	*	*	*	*	*	*
20/11/2022	18:00	*	*	*	*	*	*	*	*	*	*	*	*	*	*	*	*	*	*	*	*	*	*	*	*	*	*
20/11/2022	19:00	*	*	*	*	*	*	*	*	*	*	*	*	*	*	*	*	*	*	*	*	*	*	*	*	*	*
20/11/2022	20:00	*	*	*	*	*	*	*	*	*	*	*	*	*	*	*	*	*	*	*	*	*	*	*	*	*	*
20/11/2022	21:00	*	*	*	*	*	*	*	*	*	*	*	*	*	*	*	*	*	*	*	*	*	*	*	*	*	*
20/11/2022	22:00	*	*	*	*	*	*	*	*	*	*	*	*	*	*	*	*	*	*	*	*	*	*	*	*	*	*
20/11/2022	23:00	*	*	*	*	*	*	*	*	*	*	*	*	*	*	*	*	*	*	*	*	*	*	*	*	*	*
24 Hr Summary		0	0	0	0	0	0	0	0	0	0	0	0	0	0	0	0	0	0	0	0	0	0	0	*	*	*

Incoming Histogram

Hall Lane coming from Long Stratton

from Wed-Oct-26-2022-02-00-AM to Wed-Feb-01-2023-02-59-PM

Date	Starting Hr:min	<15	15 to <20	20 to <25	25 to <30	30 to <35	35 to <40	40 to <45	45 to <50	50 to <55	55 to <60	60 to <65	65 to <70	70 to <75	75 to <80	80 to <85	85 to <90	90 to <95	95 to <100	100 to >105	Total Counts	Avg Speed (MPH)	85pet Speed	10MPH Pace	% in pace	# of Speeders	% Speeders
21/11/2022	00:00	*	*	*	*	*	*	*	*	*	*	*	*	*	*	*	*	*	*	*	*	*	*	*	*	*	*
21/11/2022	01:00	*	*	*	*	*	*	*	*	*	*	*	*	*	*	*	*	*	*	*	*	*	*	*	*	*	*
21/11/2022	02:00	*	*	*	*	*	*	*	*	*	*	*	*	*	*	*	*	*	*	*	*	*	*	*	*	*	*
21/11/2022	03:00	*	*	*	*	*	*	*	*	*	*	*	*	*	*	*	*	*	*	*	*	*	*	*	*	*	*
21/11/2022	04:00	*	*	*	*	*	*	*	*	*	*	*	*	*	*	*	*	*	*	*	*	*	*	*	*	*	*
21/11/2022	05:00	*	*	*	*	*	*	*	*	*	*	*	*	*	*	*	*	*	*	*	*	*	*	*	*	*	*
21/11/2022	06:00	*	*	*	*	*	*	*	*	*	*	*	*	*	*	*	*	*	*	*	*	*	*	*	*	*	*
21/11/2022	07:00	*	*	*	*	*	*	*	*	*	*	*	*	*	*	*	*	*	*	*	*	*	*	*	*	*	*
21/11/2022	08:00	*	*	*	*	*	*	*	*	*	*	*	*	*	*	*	*	*	*	*	*	*	*	*	*	*	*
21/11/2022	09:00	*	*	*	*	*	*	*	*	*	*	*	*	*	*	*	*	*	*	*	*	*	*	*	*	*	*
21/11/2022	10:00	*	*	*	*	*	*	*	*	*	*	*	*	*	*	*	*	*	*	*	*	*	*	*	*	*	*
21/11/2022	11:00	*	*	*	*	*	*	*	*	*	*	*	*	*	*	*	*	*	*	*	*	*	*	*	*	*	*
21/11/2022	12:00	*	*	*	*	*	*	*	*	*	*	*	*	*	*	*	*	*	*	*	*	*	*	*	*	*	*
21/11/2022	13:00	*	*	*	*	*	*	*	*	*	*	*	*	*	*	*	*	*	*	*	*	*	*	*	*	*	*
21/11/2022	14:00	*	*	*	*	*	*	*	*	*	*	*	*	*	*	*	*	*	*	*	*	*	*	*	*	*	*
21/11/2022	15:00	*	*	*	*	*	*	*	*	*	*	*	*	*	*	*	*	*	*	*	*	*	*	*	*	*	*
21/11/2022	16:00	*	*	*	*	*	*	*	*	*	*	*	*	*	*	*	*	*	*	*	*	*	*	*	*	*	*
21/11/2022	17:00	*	*	*	*	*	*	*	*	*	*	*	*	*	*	*	*	*	*	*	*	*	*	*	*	*	*
21/11/2022	18:00	*	*	*	*	*	*	*	*	*	*	*	*	*	*	*	*	*	*	*	*	*	*	*	*	*	*
21/11/2022	19:00	*	*	*	*	*	*	*	*	*	*	*	*	*	*	*	*	*	*	*	*	*	*	*	*	*	*
21/11/2022	20:00	*	*	*	*	*	*	*	*	*	*	*	*	*	*	*	*	*	*	*	*	*	*	*	*	*	*
21/11/2022	21:00	*	*	*	*	*	*	*	*	*	*	*	*	*	*	*	*	*	*	*	*	*	*	*	*	*	*
21/11/2022	22:00	*	*	*	*	*	*	*	*	*	*	*	*	*	*	*	*	*	*	*	*	*	*	*	*	*	*
21/11/2022	23:00	*	*	*	*	*	*	*	*	*	*	*	*	*	*	*	*	*	*	*	*	*	*	*	*	*	*
24 Hr Summary		0	0	0	0	0	0	0	0	0	0	0	0	0	0	0	0	0	0	0	0	0	0	0	*	*	*

Incoming Histogram

Hall Lane coming from Long Stratton

from Wed-Oct-26-2022-02-00-AM to Wed-Feb-01-2023-02-59-PM

Date	Starting Hr:min	<15	15 to <20	20 to <25	25 to <30	30 to <35	35 to <40	40 to <45	45 to <50	50 to <55	55 to <60	60 to <65	65 to <70	70 to <75	75 to <80	80 to <85	85 to <90	90 to <95	95 to <100	100 to >105	Total Counts	Avg Speed (MPH)	85pet Speed	10MPH Pace	% in pace	# of Speeders	% Speeders
22/11/2022	00:00	*	*	*	*	*	*	*	*	*	*	*	*	*	*	*	*	*	*	*	*	*	*	*	*	*	*
22/11/2022	01:00	*	*	*	*	*	*	*	*	*	*	*	*	*	*	*	*	*	*	*	*	*	*	*	*	*	*
22/11/2022	02:00	*	*	*	*	*	*	*	*	*	*	*	*	*	*	*	*	*	*	*	*	*	*	*	*	*	*
22/11/2022	03:00	*	*	*	*	*	*	*	*	*	*	*	*	*	*	*	*	*	*	*	*	*	*	*	*	*	*
22/11/2022	04:00	*	*	*	*	*	*	*	*	*	*	*	*	*	*	*	*	*	*	*	*	*	*	*	*	*	*
22/11/2022	05:00	*	*	*	*	*	*	*	*	*	*	*	*	*	*	*	*	*	*	*	*	*	*	*	*	*	*
22/11/2022	06:00	*	*	*	*	*	*	*	*	*	*	*	*	*	*	*	*	*	*	*	*	*	*	*	*	*	*
22/11/2022	07:00	*	*	*	*	*	*	*	*	*	*	*	*	*	*	*	*	*	*	*	*	*	*	*	*	*	*
22/11/2022	08:00	*	*	*	*	*	*	*	*	*	*	*	*	*	*	*	*	*	*	*	*	*	*	*	*	*	*
22/11/2022	09:00	*	*	*	*	*	*	*	*	*	*	*	*	*	*	*	*	*	*	*	*	*	*	*	*	*	*
22/11/2022	10:00	*	*	*	*	*	*	*	*	*	*	*	*	*	*	*	*	*	*	*	*	*	*	*	*	*	*
22/11/2022	11:00	*	*	*	*	*	*	*	*	*	*	*	*	*	*	*	*	*	*	*	*	*	*	*	*	*	*
22/11/2022	12:00	*	*	*	*	*	*	*	*	*	*	*	*	*	*	*	*	*	*	*	*	*	*	*	*	*	*
22/11/2022	13:00	*	*	*	*	*	*	*	*	*	*	*	*	*	*	*	*	*	*	*	*	*	*	*	*	*	*
22/11/2022	14:00	*	*	*	*	*	*	*	*	*	*	*	*	*	*	*	*	*	*	*	*	*	*	*	*	*	*
22/11/2022	15:00	*	*	*	*	*	*	*	*	*	*	*	*	*	*	*	*	*	*	*	*	*	*	*	*	*	*
22/11/2022	16:00	*	*	*	*	*	*	*	*	*	*	*	*	*	*	*	*	*	*	*	*	*	*	*	*	*	*
22/11/2022	17:00	*	*	*	*	*	*	*	*	*	*	*	*	*	*	*	*	*	*	*	*	*	*	*	*	*	*
22/11/2022	18:00	*	*	*	*	*	*	*	*	*	*	*	*	*	*	*	*	*	*	*	*	*	*	*	*	*	*
22/11/2022	19:00	*	*	*	*	*	*	*	*	*	*	*	*	*	*	*	*	*	*	*	*	*	*	*	*	*	*
22/11/2022	20:00	*	*	*	*	*	*	*	*	*	*	*	*	*	*	*	*	*	*	*	*	*	*	*	*	*	*
22/11/2022	21:00	*	*	*	*	*	*	*	*	*	*	*	*	*	*	*	*	*	*	*	*	*	*	*	*	*	*
22/11/2022	22:00	*	*	*	*	*	*	*	*	*	*	*	*	*	*	*	*	*	*	*	*	*	*	*	*	*	*
22/11/2022	23:00	*	*	*	*	*	*	*	*	*	*	*	*	*	*	*	*	*	*	*	*	*	*	*	*	*	*
24 Hr Summary		0	0	0	0	0	0	0	0	0	0	0	0	0	0	0	0	0	0	0	0	0	0	0	*	*	*

Incoming Histogram

Hall Lane coming from Long Stratton

from Wed-Oct-26-2022-02-00-AM to Wed-Feb-01-2023-02-59-PM

Date	Starting Hr:min	<15	15 to <20	20 to <25	25 to <30	30 to <35	35 to <40	40 to <45	45 to <50	50 to <55	55 to <60	60 to <65	65 to <70	70 to <75	75 to <80	80 to <85	85 to <90	90 to <95	95 to <100	100 to >105	Total Counts	Avg Speed (MPH)	85pet Speed	10MPH Pace	% in pace	# of Speeders	% Speeders
23/11/2022	00:00	*	*	*	*	*	*	*	*	*	*	*	*	*	*	*	*	*	*	*	*	*	*	*	*	*	*
23/11/2022	01:00	*	*	*	*	*	*	*	*	*	*	*	*	*	*	*	*	*	*	*	*	*	*	*	*	*	*
23/11/2022	02:00	*	*	*	*	*	*	*	*	*	*	*	*	*	*	*	*	*	*	*	*	*	*	*	*	*	*
23/11/2022	03:00	*	*	*	*	*	*	*	*	*	*	*	*	*	*	*	*	*	*	*	*	*	*	*	*	*	*
23/11/2022	04:00	*	*	*	*	*	*	*	*	*	*	*	*	*	*	*	*	*	*	*	*	*	*	*	*	*	*
23/11/2022	05:00	*	*	*	*	*	*	*	*	*	*	*	*	*	*	*	*	*	*	*	*	*	*	*	*	*	*
23/11/2022	06:00	*	*	*	*	*	*	*	*	*	*	*	*	*	*	*	*	*	*	*	*	*	*	*	*	*	*
23/11/2022	07:00	*	*	*	*	*	*	*	*	*	*	*	*	*	*	*	*	*	*	*	*	*	*	*	*	*	*
23/11/2022	08:00	*	*	*	*	*	*	*	*	*	*	*	*	*	*	*	*	*	*	*	*	*	*	*	*	*	*
23/11/2022	09:00	*	*	*	*	*	*	*	*	*	*	*	*	*	*	*	*	*	*	*	*	*	*	*	*	*	*
23/11/2022	10:00	*	*	*	*	*	*	*	*	*	*	*	*	*	*	*	*	*	*	*	*	*	*	*	*	*	*
23/11/2022	11:00	*	*	*	*	*	*	*	*	*	*	*	*	*	*	*	*	*	*	*	*	*	*	*	*	*	*
23/11/2022	12:00	*	*	*	*	*	*	*	*	*	*	*	*	*	*	*	*	*	*	*	*	*	*	*	*	*	*
23/11/2022	13:00	*	*	*	*	*	*	*	*	*	*	*	*	*	*	*	*	*	*	*	*	*	*	*	*	*	*
23/11/2022	14:00	*	*	*	*	*	*	*	*	*	*	*	*	*	*	*	*	*	*	*	*	*	*	*	*	*	*
23/11/2022	15:00	*	*	*	*	*	*	*	*	*	*	*	*	*	*	*	*	*	*	*	*	*	*	*	*	*	*
23/11/2022	16:00	*	*	*	*	*	*	*	*	*	*	*	*	*	*	*	*	*	*	*	*	*	*	*	*	*	*
23/11/2022	17:00	*	*	*	*	*	*	*	*	*	*	*	*	*	*	*	*	*	*	*	*	*	*	*	*	*	*
23/11/2022	18:00	*	*	*	*	*	*	*	*	*	*	*	*	*	*	*	*	*	*	*	*	*	*	*	*	*	*
23/11/2022	19:00	*	*	*	*	*	*	*	*	*	*	*	*	*	*	*	*	*	*	*	*	*	*	*	*	*	*
23/11/2022	20:00	*	*	*	*	*	*	*	*	*	*	*	*	*	*	*	*	*	*	*	*	*	*	*	*	*	*
23/11/2022	21:00	*	*	*	*	*	*	*	*	*	*	*	*	*	*	*	*	*	*	*	*	*	*	*	*	*	*
23/11/2022	22:00	*	*	*	*	*	*	*	*	*	*	*	*	*	*	*	*	*	*	*	*	*	*	*	*	*	*
23/11/2022	23:00	*	*	*	*	*	*	*	*	*	*	*	*	*	*	*	*	*	*	*	*	*	*	*	*	*	*
24 Hr Summary		0	0	0	0	0	0	0	0	0	0	0	0	0	0	0	0	0	0	0	0	0	0	0	*	*	*

Incoming Histogram

Hall Lane coming from Long Stratton

from Wed-Oct-26-2022-02-00-AM to Wed-Feb-01-2023-02-59-PM

Date	Starting Hr:min	<15	15 to <20	20 to <25	25 to <30	30 to <35	35 to <40	40 to <45	45 to <50	50 to <55	55 to <60	60 to <65	65 to <70	70 to <75	75 to <80	80 to <85	85 to <90	90 to <95	95 to <100	100 to >105	Total Counts	Avg Speed (MPH)	85pet Speed	10MPH Pace	% in pace	# of Speeders	% Speeders
24/11/2022	00:00	*	*	*	*	*	*	*	*	*	*	*	*	*	*	*	*	*	*	*	*	*	*	*	*	*	*
24/11/2022	01:00	*	*	*	*	*	*	*	*	*	*	*	*	*	*	*	*	*	*	*	*	*	*	*	*	*	*
24/11/2022	02:00	*	*	*	*	*	*	*	*	*	*	*	*	*	*	*	*	*	*	*	*	*	*	*	*	*	*
24/11/2022	03:00	*	*	*	*	*	*	*	*	*	*	*	*	*	*	*	*	*	*	*	*	*	*	*	*	*	*
24/11/2022	04:00	*	*	*	*	*	*	*	*	*	*	*	*	*	*	*	*	*	*	*	*	*	*	*	*	*	*
24/11/2022	05:00	*	*	*	*	*	*	*	*	*	*	*	*	*	*	*	*	*	*	*	*	*	*	*	*	*	*
24/11/2022	06:00	*	*	*	*	*	*	*	*	*	*	*	*	*	*	*	*	*	*	*	*	*	*	*	*	*	*
24/11/2022	07:00	*	*	*	*	*	*	*	*	*	*	*	*	*	*	*	*	*	*	*	*	*	*	*	*	*	*
24/11/2022	08:00	*	*	*	*	*	*	*	*	*	*	*	*	*	*	*	*	*	*	*	*	*	*	*	*	*	*
24/11/2022	09:00	*	*	*	*	*	*	*	*	*	*	*	*	*	*	*	*	*	*	*	*	*	*	*	*	*	*
24/11/2022	10:00	*	*	*	*	*	*	*	*	*	*	*	*	*	*	*	*	*	*	*	*	*	*	*	*	*	*
24/11/2022	11:00	*	*	*	*	*	*	*	*	*	*	*	*	*	*	*	*	*	*	*	*	*	*	*	*	*	*
24/11/2022	12:00	*	*	*	*	*	*	*	*	*	*	*	*	*	*	*	*	*	*	*	*	*	*	*	*	*	*
24/11/2022	13:00	*	*	*	*	*	*	*	*	*	*	*	*	*	*	*	*	*	*	*	*	*	*	*	*	*	*
24/11/2022	14:00	*	*	*	*	*	*	*	*	*	*	*	*	*	*	*	*	*	*	*	*	*	*	*	*	*	*
24/11/2022	15:00	*	*	*	*	*	*	*	*	*	*	*	*	*	*	*	*	*	*	*	*	*	*	*	*	*	*
24/11/2022	16:00	*	*	*	*	*	*	*	*	*	*	*	*	*	*	*	*	*	*	*	*	*	*	*	*	*	*
24/11/2022	17:00	*	*	*	*	*	*	*	*	*	*	*	*	*	*	*	*	*	*	*	*	*	*	*	*	*	*
24/11/2022	18:00	*	*	*	*	*	*	*	*	*	*	*	*	*	*	*	*	*	*	*	*	*	*	*	*	*	*
24/11/2022	19:00	*	*	*	*	*	*	*	*	*	*	*	*	*	*	*	*	*	*	*	*	*	*	*	*	*	*
24/11/2022	20:00	*	*	*	*	*	*	*	*	*	*	*	*	*	*	*	*	*	*	*	*	*	*	*	*	*	*
24/11/2022	21:00	*	*	*	*	*	*	*	*	*	*	*	*	*	*	*	*	*	*	*	*	*	*	*	*	*	*
24/11/2022	22:00	*	*	*	*	*	*	*	*	*	*	*	*	*	*	*	*	*	*	*	*	*	*	*	*	*	*
24/11/2022	23:00	*	*	*	*	*	*	*	*	*	*	*	*	*	*	*	*	*	*	*	*	*	*	*	*	*	*
24 Hr Summary		0	0	0	0	0	0	0	0	0	0	0	0	0	0	0	0	0	0	0	0	0	0	0	*	*	*



Incoming Histogram

Hall Lane coming from Long Stratton

from Wed-Oct-26-2022-02-00-AM to Wed-Feb-01-2023-02-59-PM

Date	Starting Hr:min	<15	15 to <20	20 to <25	25 to <30	30 to <35	35 to <40	40 to <45	45 to <50	50 to <55	55 to <60	60 to <65	65 to <70	70 to <75	75 to <80	80 to <85	85 to <90	90 to <95	95 to <100	100 to >105	Total Counts	Avg Speed (MPH)	85pet Speed	10MPH Pace	% in pace	# of Speeders	% Speeders
25/11/2022	00:00	*	*	*	*	*	*	*	*	*	*	*	*	*	*	*	*	*	*	*	*	*	*	*	*	*	*
25/11/2022	01:00	*	*	*	*	*	*	*	*	*	*	*	*	*	*	*	*	*	*	*	*	*	*	*	*	*	*
25/11/2022	02:00	*	*	*	*	*	*	*	*	*	*	*	*	*	*	*	*	*	*	*	*	*	*	*	*	*	*
25/11/2022	03:00	*	*	*	*	*	*	*	*	*	*	*	*	*	*	*	*	*	*	*	*	*	*	*	*	*	*
25/11/2022	04:00	*	*	*	*	*	*	*	*	*	*	*	*	*	*	*	*	*	*	*	*	*	*	*	*	*	*
25/11/2022	05:00	*	*	*	*	*	*	*	*	*	*	*	*	*	*	*	*	*	*	*	*	*	*	*	*	*	*
25/11/2022	06:00	*	*	*	*	*	*	*	*	*	*	*	*	*	*	*	*	*	*	*	*	*	*	*	*	*	*
25/11/2022	07:00	*	*	*	*	*	*	*	*	*	*	*	*	*	*	*	*	*	*	*	*	*	*	*	*	*	*
25/11/2022	08:00	*	*	*	*	*	*	*	*	*	*	*	*	*	*	*	*	*	*	*	*	*	*	*	*	*	*
25/11/2022	09:00	*	*	*	*	*	*	*	*	*	*	*	*	*	*	*	*	*	*	*	*	*	*	*	*	*	*
25/11/2022	10:00	*	*	*	*	*	*	*	*	*	*	*	*	*	*	*	*	*	*	*	*	*	*	*	*	*	*
25/11/2022	11:00	*	*	*	*	*	*	*	*	*	*	*	*	*	*	*	*	*	*	*	*	*	*	*	*	*	*
25/11/2022	12:00	*	*	*	*	*	*	*	*	*	*	*	*	*	*	*	*	*	*	*	*	*	*	*	*	*	*
25/11/2022	13:00	*	*	*	*	*	*	*	*	*	*	*	*	*	*	*	*	*	*	*	*	*	*	*	*	*	*
25/11/2022	14:00	*	*	*	*	*	*	*	*	*	*	*	*	*	*	*	*	*	*	*	*	*	*	*	*	*	*
25/11/2022	15:00	*	*	*	*	*	*	*	*	*	*	*	*	*	*	*	*	*	*	*	*	*	*	*	*	*	*
25/11/2022	16:00	*	*	*	*	*	*	*	*	*	*	*	*	*	*	*	*	*	*	*	*	*	*	*	*	*	*
25/11/2022	17:00	*	*	*	*	*	*	*	*	*	*	*	*	*	*	*	*	*	*	*	*	*	*	*	*	*	*
25/11/2022	18:00	*	*	*	*	*	*	*	*	*	*	*	*	*	*	*	*	*	*	*	*	*	*	*	*	*	*
25/11/2022	19:00	*	*	*	*	*	*	*	*	*	*	*	*	*	*	*	*	*	*	*	*	*	*	*	*	*	*
25/11/2022	20:00	*	*	*	*	*	*	*	*	*	*	*	*	*	*	*	*	*	*	*	*	*	*	*	*	*	*
25/11/2022	21:00	*	*	*	*	*	*	*	*	*	*	*	*	*	*	*	*	*	*	*	*	*	*	*	*	*	*
25/11/2022	22:00	*	*	*	*	*	*	*	*	*	*	*	*	*	*	*	*	*	*	*	*	*	*	*	*	*	*
25/11/2022	23:00	*	*	*	*	*	*	*	*	*	*	*	*	*	*	*	*	*	*	*	*	*	*	*	*	*	*
24 Hr Summary		0	0	0	0	0	0	0	0	0	0	0	0	0	0	0	0	0	0	0	0	0	0	0	*	*	*

Incoming Histogram

Hall Lane coming from Long Stratton

from Wed-Oct-26-2022-02-00-AM to Wed-Feb-01-2023-02-59-PM

Date	Starting Hr:min	<15	15 to <20	20 to <25	25 to <30	30 to <35	35 to <40	40 to <45	45 to <50	50 to <55	55 to <60	60 to <65	65 to <70	70 to <75	75 to <80	80 to <85	85 to <90	90 to <95	95 to <100	100 to >105	Total Counts	Avg Speed (MPH)	85pet Speed	10MPH Pace	% in pace	# of Speeders	% Speeders
26/11/2022	00:00	*	*	*	*	*	*	*	*	*	*	*	*	*	*	*	*	*	*	*	*	*	*	*	*	*	*
26/11/2022	01:00	*	*	*	*	*	*	*	*	*	*	*	*	*	*	*	*	*	*	*	*	*	*	*	*	*	*
26/11/2022	02:00	*	*	*	*	*	*	*	*	*	*	*	*	*	*	*	*	*	*	*	*	*	*	*	*	*	*
26/11/2022	03:00	*	*	*	*	*	*	*	*	*	*	*	*	*	*	*	*	*	*	*	*	*	*	*	*	*	*
26/11/2022	04:00	*	*	*	*	*	*	*	*	*	*	*	*	*	*	*	*	*	*	*	*	*	*	*	*	*	*
26/11/2022	05:00	*	*	*	*	*	*	*	*	*	*	*	*	*	*	*	*	*	*	*	*	*	*	*	*	*	*
26/11/2022	06:00	*	*	*	*	*	*	*	*	*	*	*	*	*	*	*	*	*	*	*	*	*	*	*	*	*	*
26/11/2022	07:00	*	*	*	*	*	*	*	*	*	*	*	*	*	*	*	*	*	*	*	*	*	*	*	*	*	*
26/11/2022	08:00	*	*	*	*	*	*	*	*	*	*	*	*	*	*	*	*	*	*	*	*	*	*	*	*	*	*
26/11/2022	09:00	*	*	*	*	*	*	*	*	*	*	*	*	*	*	*	*	*	*	*	*	*	*	*	*	*	*
26/11/2022	10:00	*	*	*	*	*	*	*	*	*	*	*	*	*	*	*	*	*	*	*	*	*	*	*	*	*	*
26/11/2022	11:00	*	*	*	*	*	*	*	*	*	*	*	*	*	*	*	*	*	*	*	*	*	*	*	*	*	*
26/11/2022	12:00	*	*	*	*	*	*	*	*	*	*	*	*	*	*	*	*	*	*	*	*	*	*	*	*	*	*
26/11/2022	13:00	*	*	*	*	*	*	*	*	*	*	*	*	*	*	*	*	*	*	*	*	*	*	*	*	*	*
26/11/2022	14:00	*	*	*	*	*	*	*	*	*	*	*	*	*	*	*	*	*	*	*	*	*	*	*	*	*	*
26/11/2022	15:00	*	*	*	*	*	*	*	*	*	*	*	*	*	*	*	*	*	*	*	*	*	*	*	*	*	*
26/11/2022	16:00	*	*	*	*	*	*	*	*	*	*	*	*	*	*	*	*	*	*	*	*	*	*	*	*	*	*
26/11/2022	17:00	*	*	*	*	*	*	*	*	*	*	*	*	*	*	*	*	*	*	*	*	*	*	*	*	*	*
26/11/2022	18:00	*	*	*	*	*	*	*	*	*	*	*	*	*	*	*	*	*	*	*	*	*	*	*	*	*	*
26/11/2022	19:00	*	*	*	*	*	*	*	*	*	*	*	*	*	*	*	*	*	*	*	*	*	*	*	*	*	*
26/11/2022	20:00	*	*	*	*	*	*	*	*	*	*	*	*	*	*	*	*	*	*	*	*	*	*	*	*	*	*
26/11/2022	21:00	*	*	*	*	*	*	*	*	*	*	*	*	*	*	*	*	*	*	*	*	*	*	*	*	*	*
26/11/2022	22:00	*	*	*	*	*	*	*	*	*	*	*	*	*	*	*	*	*	*	*	*	*	*	*	*	*	*
26/11/2022	23:00	*	*	*	*	*	*	*	*	*	*	*	*	*	*	*	*	*	*	*	*	*	*	*	*	*	*
24 Hr Summary		0	0	0	0	0	0	0	0	0	0	0	0	0	0	0	0	0	0	0	0	0	0	0	*	*	*

Incoming Histogram

Hall Lane coming from Long Stratton

from Wed-Oct-26-2022-02-00-AM to Wed-Feb-01-2023-02-59-PM

Date	Starting Hr:min	<15	15 to <20	20 to <25	25 to <30	30 to <35	35 to <40	40 to <45	45 to <50	50 to <55	55 to <60	60 to <65	65 to <70	70 to <75	75 to <80	80 to <85	85 to <90	90 to <95	95 to <100	100 to >105	Total Counts	Avg Speed (MPH)	85pet Speed	10MPH Pace	% in pace	# of Speeders	% Speeders
27/11/2022	00:00	*	*	*	*	*	*	*	*	*	*	*	*	*	*	*	*	*	*	*	*	*	*	*	*	*	*
27/11/2022	01:00	*	*	*	*	*	*	*	*	*	*	*	*	*	*	*	*	*	*	*	*	*	*	*	*	*	*
27/11/2022	02:00	*	*	*	*	*	*	*	*	*	*	*	*	*	*	*	*	*	*	*	*	*	*	*	*	*	*
27/11/2022	03:00	*	*	*	*	*	*	*	*	*	*	*	*	*	*	*	*	*	*	*	*	*	*	*	*	*	*
27/11/2022	04:00	*	*	*	*	*	*	*	*	*	*	*	*	*	*	*	*	*	*	*	*	*	*	*	*	*	*
27/11/2022	05:00	*	*	*	*	*	*	*	*	*	*	*	*	*	*	*	*	*	*	*	*	*	*	*	*	*	*
27/11/2022	06:00	*	*	*	*	*	*	*	*	*	*	*	*	*	*	*	*	*	*	*	*	*	*	*	*	*	*
27/11/2022	07:00	*	*	*	*	*	*	*	*	*	*	*	*	*	*	*	*	*	*	*	*	*	*	*	*	*	*
27/11/2022	08:00	*	*	*	*	*	*	*	*	*	*	*	*	*	*	*	*	*	*	*	*	*	*	*	*	*	*
27/11/2022	09:00	*	*	*	*	*	*	*	*	*	*	*	*	*	*	*	*	*	*	*	*	*	*	*	*	*	*
27/11/2022	10:00	*	*	*	*	*	*	*	*	*	*	*	*	*	*	*	*	*	*	*	*	*	*	*	*	*	*
27/11/2022	11:00	*	*	*	*	*	*	*	*	*	*	*	*	*	*	*	*	*	*	*	*	*	*	*	*	*	*
27/11/2022	12:00	*	*	*	*	*	*	*	*	*	*	*	*	*	*	*	*	*	*	*	*	*	*	*	*	*	*
27/11/2022	13:00	*	*	*	*	*	*	*	*	*	*	*	*	*	*	*	*	*	*	*	*	*	*	*	*	*	*
27/11/2022	14:00	*	*	*	*	*	*	*	*	*	*	*	*	*	*	*	*	*	*	*	*	*	*	*	*	*	*
27/11/2022	15:00	*	*	*	*	*	*	*	*	*	*	*	*	*	*	*	*	*	*	*	*	*	*	*	*	*	*
27/11/2022	16:00	*	*	*	*	*	*	*	*	*	*	*	*	*	*	*	*	*	*	*	*	*	*	*	*	*	*
27/11/2022	17:00	*	*	*	*	*	*	*	*	*	*	*	*	*	*	*	*	*	*	*	*	*	*	*	*	*	*
27/11/2022	18:00	*	*	*	*	*	*	*	*	*	*	*	*	*	*	*	*	*	*	*	*	*	*	*	*	*	*
27/11/2022	19:00	*	*	*	*	*	*	*	*	*	*	*	*	*	*	*	*	*	*	*	*	*	*	*	*	*	*
27/11/2022	20:00	*	*	*	*	*	*	*	*	*	*	*	*	*	*	*	*	*	*	*	*	*	*	*	*	*	*
27/11/2022	21:00	*	*	*	*	*	*	*	*	*	*	*	*	*	*	*	*	*	*	*	*	*	*	*	*	*	*
27/11/2022	22:00	*	*	*	*	*	*	*	*	*	*	*	*	*	*	*	*	*	*	*	*	*	*	*	*	*	*
27/11/2022	23:00	*	*	*	*	*	*	*	*	*	*	*	*	*	*	*	*	*	*	*	*	*	*	*	*	*	*
24 Hr Summary		0	0	0	0	0	0	0	0	0	0	0	0	0	0	0	0	0	0	0	0	0	0	0	*	*	*

Incoming Histogram

Hall Lane coming from Long Stratton

from Wed-Oct-26-2022-02-00-AM to Wed-Feb-01-2023-02-59-PM

Date	Starting Hr:min	<15	15 to <20	20 to <25	25 to <30	30 to <35	35 to <40	40 to <45	45 to <50	50 to <55	55 to <60	60 to <65	65 to <70	70 to <75	75 to <80	80 to <85	85 to <90	90 to <95	95 to <100	100 to >105	Total Counts	Avg Speed (MPH)	85pet Speed	10MPH Pace	% in pace	# of Speeders	% Speeders
28/11/2022	00:00	*	*	*	*	*	*	*	*	*	*	*	*	*	*	*	*	*	*	*	*	*	*	*	*	*	*
28/11/2022	01:00	*	*	*	*	*	*	*	*	*	*	*	*	*	*	*	*	*	*	*	*	*	*	*	*	*	*
28/11/2022	02:00	*	*	*	*	*	*	*	*	*	*	*	*	*	*	*	*	*	*	*	*	*	*	*	*	*	*
28/11/2022	03:00	*	*	*	*	*	*	*	*	*	*	*	*	*	*	*	*	*	*	*	*	*	*	*	*	*	*
28/11/2022	04:00	*	*	*	*	*	*	*	*	*	*	*	*	*	*	*	*	*	*	*	*	*	*	*	*	*	*
28/11/2022	05:00	*	*	*	*	*	*	*	*	*	*	*	*	*	*	*	*	*	*	*	*	*	*	*	*	*	*
28/11/2022	06:00	*	*	*	*	*	*	*	*	*	*	*	*	*	*	*	*	*	*	*	*	*	*	*	*	*	*
28/11/2022	07:00	*	*	*	*	*	*	*	*	*	*	*	*	*	*	*	*	*	*	*	*	*	*	*	*	*	*
28/11/2022	08:00	*	*	*	*	*	*	*	*	*	*	*	*	*	*	*	*	*	*	*	*	*	*	*	*	*	*
28/11/2022	09:00	*	*	*	*	*	*	*	*	*	*	*	*	*	*	*	*	*	*	*	*	*	*	*	*	*	*
28/11/2022	10:00	*	*	*	*	*	*	*	*	*	*	*	*	*	*	*	*	*	*	*	*	*	*	*	*	*	*
28/11/2022	11:00	*	*	*	*	*	*	*	*	*	*	*	*	*	*	*	*	*	*	*	*	*	*	*	*	*	*
28/11/2022	12:00	*	*	*	*	*	*	*	*	*	*	*	*	*	*	*	*	*	*	*	*	*	*	*	*	*	*
28/11/2022	13:00	*	*	*	*	*	*	*	*	*	*	*	*	*	*	*	*	*	*	*	*	*	*	*	*	*	*
28/11/2022	14:00	*	*	*	*	*	*	*	*	*	*	*	*	*	*	*	*	*	*	*	*	*	*	*	*	*	*
28/11/2022	15:00	*	*	*	*	*	*	*	*	*	*	*	*	*	*	*	*	*	*	*	*	*	*	*	*	*	*
28/11/2022	16:00	*	*	*	*	*	*	*	*	*	*	*	*	*	*	*	*	*	*	*	*	*	*	*	*	*	*
28/11/2022	17:00	*	*	*	*	*	*	*	*	*	*	*	*	*	*	*	*	*	*	*	*	*	*	*	*	*	*
28/11/2022	18:00	*	*	*	*	*	*	*	*	*	*	*	*	*	*	*	*	*	*	*	*	*	*	*	*	*	*
28/11/2022	19:00	*	*	*	*	*	*	*	*	*	*	*	*	*	*	*	*	*	*	*	*	*	*	*	*	*	*
28/11/2022	20:00	*	*	*	*	*	*	*	*	*	*	*	*	*	*	*	*	*	*	*	*	*	*	*	*	*	*
28/11/2022	21:00	*	*	*	*	*	*	*	*	*	*	*	*	*	*	*	*	*	*	*	*	*	*	*	*	*	*
28/11/2022	22:00	*	*	*	*	*	*	*	*	*	*	*	*	*	*	*	*	*	*	*	*	*	*	*	*	*	*
28/11/2022	23:00	*	*	*	*	*	*	*	*	*	*	*	*	*	*	*	*	*	*	*	*	*	*	*	*	*	*
24 Hr Summary		0	0	0	0	0	0	0	0	0	0	0	0	0	0	0	0	0	0	0	0	0	0	0	*	*	*

Incoming Histogram

Hall Lane coming from Long Stratton

from Wed-Oct-26-2022-02-00-AM to Wed-Feb-01-2023-02-59-PM

Date	Starting Hr:min	<15	15 to <20	20 to <25	25 to <30	30 to <35	35 to <40	40 to <45	45 to <50	50 to <55	55 to <60	60 to <65	65 to <70	70 to <75	75 to <80	80 to <85	85 to <90	90 to <95	95 to <100	100 to >105	Total Counts	Avg Speed (MPH)	85pet Speed	10MPH Pace	% in pace	# of Speeders	% Speeders
29/11/2022	00:00	*	*	*	*	*	*	*	*	*	*	*	*	*	*	*	*	*	*	*	*	*	*	*	*	*	*
29/11/2022	01:00	*	*	*	*	*	*	*	*	*	*	*	*	*	*	*	*	*	*	*	*	*	*	*	*	*	*
29/11/2022	02:00	*	*	*	*	*	*	*	*	*	*	*	*	*	*	*	*	*	*	*	*	*	*	*	*	*	*
29/11/2022	03:00	*	*	*	*	*	*	*	*	*	*	*	*	*	*	*	*	*	*	*	*	*	*	*	*	*	*
29/11/2022	04:00	*	*	*	*	*	*	*	*	*	*	*	*	*	*	*	*	*	*	*	*	*	*	*	*	*	*
29/11/2022	05:00	*	*	*	*	*	*	*	*	*	*	*	*	*	*	*	*	*	*	*	*	*	*	*	*	*	*
29/11/2022	06:00	*	*	*	*	*	*	*	*	*	*	*	*	*	*	*	*	*	*	*	*	*	*	*	*	*	*
29/11/2022	07:00	*	*	*	*	*	*	*	*	*	*	*	*	*	*	*	*	*	*	*	*	*	*	*	*	*	*
29/11/2022	08:00	*	*	*	*	*	*	*	*	*	*	*	*	*	*	*	*	*	*	*	*	*	*	*	*	*	*
29/11/2022	09:00	*	*	*	*	*	*	*	*	*	*	*	*	*	*	*	*	*	*	*	*	*	*	*	*	*	*
29/11/2022	10:00	*	*	*	*	*	*	*	*	*	*	*	*	*	*	*	*	*	*	*	*	*	*	*	*	*	*
29/11/2022	11:00	*	*	*	*	*	*	*	*	*	*	*	*	*	*	*	*	*	*	*	*	*	*	*	*	*	*
29/11/2022	12:00	*	*	*	*	*	*	*	*	*	*	*	*	*	*	*	*	*	*	*	*	*	*	*	*	*	*
29/11/2022	13:00	*	*	*	*	*	*	*	*	*	*	*	*	*	*	*	*	*	*	*	*	*	*	*	*	*	*
29/11/2022	14:00	*	*	*	*	*	*	*	*	*	*	*	*	*	*	*	*	*	*	*	*	*	*	*	*	*	*
29/11/2022	15:00	*	*	*	*	*	*	*	*	*	*	*	*	*	*	*	*	*	*	*	*	*	*	*	*	*	*
29/11/2022	16:00	*	*	*	*	*	*	*	*	*	*	*	*	*	*	*	*	*	*	*	*	*	*	*	*	*	*
29/11/2022	17:00	*	*	*	*	*	*	*	*	*	*	*	*	*	*	*	*	*	*	*	*	*	*	*	*	*	*
29/11/2022	18:00	*	*	*	*	*	*	*	*	*	*	*	*	*	*	*	*	*	*	*	*	*	*	*	*	*	*
29/11/2022	19:00	*	*	*	*	*	*	*	*	*	*	*	*	*	*	*	*	*	*	*	*	*	*	*	*	*	*
29/11/2022	20:00	*	*	*	*	*	*	*	*	*	*	*	*	*	*	*	*	*	*	*	*	*	*	*	*	*	*
29/11/2022	21:00	*	*	*	*	*	*	*	*	*	*	*	*	*	*	*	*	*	*	*	*	*	*	*	*	*	*
29/11/2022	22:00	*	*	*	*	*	*	*	*	*	*	*	*	*	*	*	*	*	*	*	*	*	*	*	*	*	*
29/11/2022	23:00	*	*	*	*	*	*	*	*	*	*	*	*	*	*	*	*	*	*	*	*	*	*	*	*	*	*
24 Hr Summary		0	0	0	0	0	0	0	0	0	0	0	0	0	0	0	0	0	0	0	0	0	0	0	*	*	*

Incoming Histogram

Hall Lane coming from Long Stratton

from Wed-Oct-26-2022-02-00-AM to Wed-Feb-01-2023-02-59-PM

Date	Starting Hr:min	<15	15 to <20	20 to <25	25 to <30	30 to <35	35 to <40	40 to <45	45 to <50	50 to <55	55 to <60	60 to <65	65 to <70	70 to <75	75 to <80	80 to <85	85 to <90	90 to <95	95 to <100	100 to >105	Total Counts	Avg Speed (MPH)	85pet Speed	10MPH Pace	% in pace	# of Speeders	% Speeders
30/11/2022	00:00	*	*	*	*	*	*	*	*	*	*	*	*	*	*	*	*	*	*	*	*	*	*	*	*	*	*
30/11/2022	01:00	*	*	*	*	*	*	*	*	*	*	*	*	*	*	*	*	*	*	*	*	*	*	*	*	*	*
30/11/2022	02:00	*	*	*	*	*	*	*	*	*	*	*	*	*	*	*	*	*	*	*	*	*	*	*	*	*	*
30/11/2022	03:00	*	*	*	*	*	*	*	*	*	*	*	*	*	*	*	*	*	*	*	*	*	*	*	*	*	*
30/11/2022	04:00	*	*	*	*	*	*	*	*	*	*	*	*	*	*	*	*	*	*	*	*	*	*	*	*	*	*
30/11/2022	05:00	*	*	*	*	*	*	*	*	*	*	*	*	*	*	*	*	*	*	*	*	*	*	*	*	*	*
30/11/2022	06:00	*	*	*	*	*	*	*	*	*	*	*	*	*	*	*	*	*	*	*	*	*	*	*	*	*	*
30/11/2022	07:00	*	*	*	*	*	*	*	*	*	*	*	*	*	*	*	*	*	*	*	*	*	*	*	*	*	*
30/11/2022	08:00	*	*	*	*	*	*	*	*	*	*	*	*	*	*	*	*	*	*	*	*	*	*	*	*	*	*
30/11/2022	09:00	*	*	*	*	*	*	*	*	*	*	*	*	*	*	*	*	*	*	*	*	*	*	*	*	*	*
30/11/2022	10:00	*	*	*	*	*	*	*	*	*	*	*	*	*	*	*	*	*	*	*	*	*	*	*	*	*	*
30/11/2022	11:00	*	*	*	*	*	*	*	*	*	*	*	*	*	*	*	*	*	*	*	*	*	*	*	*	*	*
30/11/2022	12:00	*	*	*	*	*	*	*	*	*	*	*	*	*	*	*	*	*	*	*	*	*	*	*	*	*	*
30/11/2022	13:00	*	*	*	*	*	*	*	*	*	*	*	*	*	*	*	*	*	*	*	*	*	*	*	*	*	*
30/11/2022	14:00	*	*	*	*	*	*	*	*	*	*	*	*	*	*	*	*	*	*	*	*	*	*	*	*	*	*
30/11/2022	15:00	*	*	*	*	*	*	*	*	*	*	*	*	*	*	*	*	*	*	*	*	*	*	*	*	*	*
30/11/2022	16:00	*	*	*	*	*	*	*	*	*	*	*	*	*	*	*	*	*	*	*	*	*	*	*	*	*	*
30/11/2022	17:00	*	*	*	*	*	*	*	*	*	*	*	*	*	*	*	*	*	*	*	*	*	*	*	*	*	*
30/11/2022	18:00	*	*	*	*	*	*	*	*	*	*	*	*	*	*	*	*	*	*	*	*	*	*	*	*	*	*
30/11/2022	19:00	*	*	*	*	*	*	*	*	*	*	*	*	*	*	*	*	*	*	*	*	*	*	*	*	*	*
30/11/2022	20:00	*	*	*	*	*	*	*	*	*	*	*	*	*	*	*	*	*	*	*	*	*	*	*	*	*	*
30/11/2022	21:00	*	*	*	*	*	*	*	*	*	*	*	*	*	*	*	*	*	*	*	*	*	*	*	*	*	*
30/11/2022	22:00	*	*	*	*	*	*	*	*	*	*	*	*	*	*	*	*	*	*	*	*	*	*	*	*	*	*
30/11/2022	23:00	*	*	*	*	*	*	*	*	*	*	*	*	*	*	*	*	*	*	*	*	*	*	*	*	*	*
24 Hr Summary		0	0	0	0	0	0	0	0	0	0	0	0	0	0	0	0	0	0	0	0	0	0	0	*	*	*

Incoming Histogram

Hall Lane coming from Long Stratton

from Wed-Oct-26-2022-02-00-AM to Wed-Feb-01-2023-02-59-PM

Date	Starting Hr:min	<15	15 to <20	20 to <25	25 to <30	30 to <35	35 to <40	40 to <45	45 to <50	50 to <55	55 to <60	60 to <65	65 to <70	70 to <75	75 to <80	80 to <85	85 to <90	90 to <95	95 to <100	100 to >105	Total Counts	Avg Speed (MPH)	85pet Speed	10MPH Pace	% in pace	# of Speeders	% Speeders
01/12/2022	00:00	*	*	*	*	*	*	*	*	*	*	*	*	*	*	*	*	*	*	*	*	*	*	*	*	*	*
01/12/2022	01:00	*	*	*	*	*	*	*	*	*	*	*	*	*	*	*	*	*	*	*	*	*	*	*	*	*	*
01/12/2022	02:00	*	*	*	*	*	*	*	*	*	*	*	*	*	*	*	*	*	*	*	*	*	*	*	*	*	*
01/12/2022	03:00	*	*	*	*	*	*	*	*	*	*	*	*	*	*	*	*	*	*	*	*	*	*	*	*	*	*
01/12/2022	04:00	*	*	*	*	*	*	*	*	*	*	*	*	*	*	*	*	*	*	*	*	*	*	*	*	*	*
01/12/2022	05:00	*	*	*	*	*	*	*	*	*	*	*	*	*	*	*	*	*	*	*	*	*	*	*	*	*	*
01/12/2022	06:00	*	*	*	*	*	*	*	*	*	*	*	*	*	*	*	*	*	*	*	*	*	*	*	*	*	*
01/12/2022	07:00	*	*	*	*	*	*	*	*	*	*	*	*	*	*	*	*	*	*	*	*	*	*	*	*	*	*
01/12/2022	08:00	*	*	*	*	*	*	*	*	*	*	*	*	*	*	*	*	*	*	*	*	*	*	*	*	*	*
01/12/2022	09:00	*	*	*	*	*	*	*	*	*	*	*	*	*	*	*	*	*	*	*	*	*	*	*	*	*	*
01/12/2022	10:00	*	*	*	*	*	*	*	*	*	*	*	*	*	*	*	*	*	*	*	*	*	*	*	*	*	*
01/12/2022	11:00	*	*	*	*	*	*	*	*	*	*	*	*	*	*	*	*	*	*	*	*	*	*	*	*	*	*
01/12/2022	12:00	*	*	*	*	*	*	*	*	*	*	*	*	*	*	*	*	*	*	*	*	*	*	*	*	*	*
01/12/2022	13:00	*	*	*	*	*	*	*	*	*	*	*	*	*	*	*	*	*	*	*	*	*	*	*	*	*	*
01/12/2022	14:00	*	*	*	*	*	*	*	*	*	*	*	*	*	*	*	*	*	*	*	*	*	*	*	*	*	*
01/12/2022	15:00	*	*	*	*	*	*	*	*	*	*	*	*	*	*	*	*	*	*	*	*	*	*	*	*	*	*
01/12/2022	16:00	*	*	*	*	*	*	*	*	*	*	*	*	*	*	*	*	*	*	*	*	*	*	*	*	*	*
01/12/2022	17:00	*	*	*	*	*	*	*	*	*	*	*	*	*	*	*	*	*	*	*	*	*	*	*	*	*	*
01/12/2022	18:00	*	*	*	*	*	*	*	*	*	*	*	*	*	*	*	*	*	*	*	*	*	*	*	*	*	*
01/12/2022	19:00	*	*	*	*	*	*	*	*	*	*	*	*	*	*	*	*	*	*	*	*	*	*	*	*	*	*
01/12/2022	20:00	*	*	*	*	*	*	*	*	*	*	*	*	*	*	*	*	*	*	*	*	*	*	*	*	*	*
01/12/2022	21:00	*	*	*	*	*	*	*	*	*	*	*	*	*	*	*	*	*	*	*	*	*	*	*	*	*	*
01/12/2022	22:00	*	*	*	*	*	*	*	*	*	*	*	*	*	*	*	*	*	*	*	*	*	*	*	*	*	*
01/12/2022	23:00	*	*	*	*	*	*	*	*	*	*	*	*	*	*	*	*	*	*	*	*	*	*	*	*	*	*
24 Hr Summary		0	0	0	0	0	0	0	0	0	0	0	0	0	0	0	0	0	0	0	0	0	0	0	*	*	*

Incoming Histogram

Hall Lane coming from Long Stratton

from Wed-Oct-26-2022-02-00-AM to Wed-Feb-01-2023-02-59-PM

Date	Starting Hr:min	<15	15 to <20	20 to <25	25 to <30	30 to <35	35 to <40	40 to <45	45 to <50	50 to <55	55 to <60	60 to <65	65 to <70	70 to <75	75 to <80	80 to <85	85 to <90	90 to <95	95 to <100	100 to >105	Total Counts	Avg Speed (MPH)	85pet Speed	10MPH Pace	% in pace	# of Speeders	% Speeders
02/12/2022	00:00	*	*	*	*	*	*	*	*	*	*	*	*	*	*	*	*	*	*	*	*	*	*	*	*	*	*
02/12/2022	01:00	*	*	*	*	*	*	*	*	*	*	*	*	*	*	*	*	*	*	*	*	*	*	*	*	*	*
02/12/2022	02:00	*	*	*	*	*	*	*	*	*	*	*	*	*	*	*	*	*	*	*	*	*	*	*	*	*	*
02/12/2022	03:00	*	*	*	*	*	*	*	*	*	*	*	*	*	*	*	*	*	*	*	*	*	*	*	*	*	*
02/12/2022	04:00	*	*	*	*	*	*	*	*	*	*	*	*	*	*	*	*	*	*	*	*	*	*	*	*	*	*
02/12/2022	05:00	*	*	*	*	*	*	*	*	*	*	*	*	*	*	*	*	*	*	*	*	*	*	*	*	*	*
02/12/2022	06:00	*	*	*	*	*	*	*	*	*	*	*	*	*	*	*	*	*	*	*	*	*	*	*	*	*	*
02/12/2022	07:00	*	*	*	*	*	*	*	*	*	*	*	*	*	*	*	*	*	*	*	*	*	*	*	*	*	*
02/12/2022	08:00	*	*	*	*	*	*	*	*	*	*	*	*	*	*	*	*	*	*	*	*	*	*	*	*	*	*
02/12/2022	09:00	*	*	*	*	*	*	*	*	*	*	*	*	*	*	*	*	*	*	*	*	*	*	*	*	*	*
02/12/2022	10:00	*	*	*	*	*	*	*	*	*	*	*	*	*	*	*	*	*	*	*	*	*	*	*	*	*	*
02/12/2022	11:00	*	*	*	*	*	*	*	*	*	*	*	*	*	*	*	*	*	*	*	*	*	*	*	*	*	*
02/12/2022	12:00	*	*	*	*	*	*	*	*	*	*	*	*	*	*	*	*	*	*	*	*	*	*	*	*	*	*
02/12/2022	13:00	*	*	*	*	*	*	*	*	*	*	*	*	*	*	*	*	*	*	*	*	*	*	*	*	*	*
02/12/2022	14:00	*	*	*	*	*	*	*	*	*	*	*	*	*	*	*	*	*	*	*	*	*	*	*	*	*	*
02/12/2022	15:00	*	*	*	*	*	*	*	*	*	*	*	*	*	*	*	*	*	*	*	*	*	*	*	*	*	*
02/12/2022	16:00	*	*	*	*	*	*	*	*	*	*	*	*	*	*	*	*	*	*	*	*	*	*	*	*	*	*
02/12/2022	17:00	*	*	*	*	*	*	*	*	*	*	*	*	*	*	*	*	*	*	*	*	*	*	*	*	*	*
02/12/2022	18:00	*	*	*	*	*	*	*	*	*	*	*	*	*	*	*	*	*	*	*	*	*	*	*	*	*	*
02/12/2022	19:00	*	*	*	*	*	*	*	*	*	*	*	*	*	*	*	*	*	*	*	*	*	*	*	*	*	*
02/12/2022	20:00	*	*	*	*	*	*	*	*	*	*	*	*	*	*	*	*	*	*	*	*	*	*	*	*	*	*
02/12/2022	21:00	*	*	*	*	*	*	*	*	*	*	*	*	*	*	*	*	*	*	*	*	*	*	*	*	*	*
02/12/2022	22:00	*	*	*	*	*	*	*	*	*	*	*	*	*	*	*	*	*	*	*	*	*	*	*	*	*	*
02/12/2022	23:00	*	*	*	*	*	*	*	*	*	*	*	*	*	*	*	*	*	*	*	*	*	*	*	*	*	*
24 Hr Summary		0	0	0	0	0	0	0	0	0	0	0	0	0	0	0	0	0	0	0	0	0	0	0	*	*	*



Incoming Histogram

Hall Lane coming from Long Stratton

from Wed-Oct-26-2022-02-00-AM to Wed-Feb-01-2023-02-59-PM

Date	Starting Hr:min	<15	15 to <20	20 to <25	25 to <30	30 to <35	35 to <40	40 to <45	45 to <50	50 to <55	55 to <60	60 to <65	65 to <70	70 to <75	75 to <80	80 to <85	85 to <90	90 to <95	95 to <100	100 to >105	Total Counts	Avg Speed (MPH)	85pet Speed	10MPH Pace	% in pace	# of Speeders	% Speeders
03/12/2022	00:00	*	*	*	*	*	*	*	*	*	*	*	*	*	*	*	*	*	*	*	*	*	*	*	*	*	*
03/12/2022	01:00	*	*	*	*	*	*	*	*	*	*	*	*	*	*	*	*	*	*	*	*	*	*	*	*	*	*
03/12/2022	02:00	*	*	*	*	*	*	*	*	*	*	*	*	*	*	*	*	*	*	*	*	*	*	*	*	*	*
03/12/2022	03:00	*	*	*	*	*	*	*	*	*	*	*	*	*	*	*	*	*	*	*	*	*	*	*	*	*	*
03/12/2022	04:00	*	*	*	*	*	*	*	*	*	*	*	*	*	*	*	*	*	*	*	*	*	*	*	*	*	*
03/12/2022	05:00	*	*	*	*	*	*	*	*	*	*	*	*	*	*	*	*	*	*	*	*	*	*	*	*	*	*
03/12/2022	06:00	*	*	*	*	*	*	*	*	*	*	*	*	*	*	*	*	*	*	*	*	*	*	*	*	*	*
03/12/2022	07:00	*	*	*	*	*	*	*	*	*	*	*	*	*	*	*	*	*	*	*	*	*	*	*	*	*	*
03/12/2022	08:00	*	*	*	*	*	*	*	*	*	*	*	*	*	*	*	*	*	*	*	*	*	*	*	*	*	*
03/12/2022	09:00	*	*	*	*	*	*	*	*	*	*	*	*	*	*	*	*	*	*	*	*	*	*	*	*	*	*
03/12/2022	10:00	*	*	*	*	*	*	*	*	*	*	*	*	*	*	*	*	*	*	*	*	*	*	*	*	*	*
03/12/2022	11:00	*	*	*	*	*	*	*	*	*	*	*	*	*	*	*	*	*	*	*	*	*	*	*	*	*	*
03/12/2022	12:00	*	*	*	*	*	*	*	*	*	*	*	*	*	*	*	*	*	*	*	*	*	*	*	*	*	*
03/12/2022	13:00	*	*	*	*	*	*	*	*	*	*	*	*	*	*	*	*	*	*	*	*	*	*	*	*	*	*
03/12/2022	14:00	*	*	*	*	*	*	*	*	*	*	*	*	*	*	*	*	*	*	*	*	*	*	*	*	*	*
03/12/2022	15:00	*	*	*	*	*	*	*	*	*	*	*	*	*	*	*	*	*	*	*	*	*	*	*	*	*	*
03/12/2022	16:00	*	*	*	*	*	*	*	*	*	*	*	*	*	*	*	*	*	*	*	*	*	*	*	*	*	*
03/12/2022	17:00	*	*	*	*	*	*	*	*	*	*	*	*	*	*	*	*	*	*	*	*	*	*	*	*	*	*
03/12/2022	18:00	*	*	*	*	*	*	*	*	*	*	*	*	*	*	*	*	*	*	*	*	*	*	*	*	*	*
03/12/2022	19:00	*	*	*	*	*	*	*	*	*	*	*	*	*	*	*	*	*	*	*	*	*	*	*	*	*	*
03/12/2022	20:00	*	*	*	*	*	*	*	*	*	*	*	*	*	*	*	*	*	*	*	*	*	*	*	*	*	*
03/12/2022	21:00	*	*	*	*	*	*	*	*	*	*	*	*	*	*	*	*	*	*	*	*	*	*	*	*	*	*
03/12/2022	22:00	*	*	*	*	*	*	*	*	*	*	*	*	*	*	*	*	*	*	*	*	*	*	*	*	*	*
03/12/2022	23:00	*	*	*	*	*	*	*	*	*	*	*	*	*	*	*	*	*	*	*	*	*	*	*	*	*	*
24 Hr Summary		0	0	0	0	0	0	0	0	0	0	0	0	0	0	0	0	0	0	0	0	0	0	0	*	*	*

Incoming Histogram

Hall Lane coming from Long Stratton

from Wed-Oct-26-2022-02-00-AM to Wed-Feb-01-2023-02-59-PM

Date	Starting Hr:min	<15	15 to <20	20 to <25	25 to <30	30 to <35	35 to <40	40 to <45	45 to <50	50 to <55	55 to <60	60 to <65	65 to <70	70 to <75	75 to <80	80 to <85	85 to <90	90 to <95	95 to <100	100 to >105	Total Counts	Avg Speed (MPH)	85pet Speed	10MPH Pace	% in pace	# of Speeders	% Speeders
04/12/2022	00:00	*	*	*	*	*	*	*	*	*	*	*	*	*	*	*	*	*	*	*	*	*	*	*	*	*	*
04/12/2022	01:00	*	*	*	*	*	*	*	*	*	*	*	*	*	*	*	*	*	*	*	*	*	*	*	*	*	*
04/12/2022	02:00	*	*	*	*	*	*	*	*	*	*	*	*	*	*	*	*	*	*	*	*	*	*	*	*	*	*
04/12/2022	03:00	*	*	*	*	*	*	*	*	*	*	*	*	*	*	*	*	*	*	*	*	*	*	*	*	*	*
04/12/2022	04:00	*	*	*	*	*	*	*	*	*	*	*	*	*	*	*	*	*	*	*	*	*	*	*	*	*	*
04/12/2022	05:00	*	*	*	*	*	*	*	*	*	*	*	*	*	*	*	*	*	*	*	*	*	*	*	*	*	*
04/12/2022	06:00	*	*	*	*	*	*	*	*	*	*	*	*	*	*	*	*	*	*	*	*	*	*	*	*	*	*
04/12/2022	07:00	*	*	*	*	*	*	*	*	*	*	*	*	*	*	*	*	*	*	*	*	*	*	*	*	*	*
04/12/2022	08:00	*	*	*	*	*	*	*	*	*	*	*	*	*	*	*	*	*	*	*	*	*	*	*	*	*	*
04/12/2022	09:00	*	*	*	*	*	*	*	*	*	*	*	*	*	*	*	*	*	*	*	*	*	*	*	*	*	*
04/12/2022	10:00	*	*	*	*	*	*	*	*	*	*	*	*	*	*	*	*	*	*	*	*	*	*	*	*	*	*
04/12/2022	11:00	*	*	*	*	*	*	*	*	*	*	*	*	*	*	*	*	*	*	*	*	*	*	*	*	*	*
04/12/2022	12:00	*	*	*	*	*	*	*	*	*	*	*	*	*	*	*	*	*	*	*	*	*	*	*	*	*	*
04/12/2022	13:00	*	*	*	*	*	*	*	*	*	*	*	*	*	*	*	*	*	*	*	*	*	*	*	*	*	*
04/12/2022	14:00	*	*	*	*	*	*	*	*	*	*	*	*	*	*	*	*	*	*	*	*	*	*	*	*	*	*
04/12/2022	15:00	*	*	*	*	*	*	*	*	*	*	*	*	*	*	*	*	*	*	*	*	*	*	*	*	*	*
04/12/2022	16:00	*	*	*	*	*	*	*	*	*	*	*	*	*	*	*	*	*	*	*	*	*	*	*	*	*	*
04/12/2022	17:00	*	*	*	*	*	*	*	*	*	*	*	*	*	*	*	*	*	*	*	*	*	*	*	*	*	*
04/12/2022	18:00	*	*	*	*	*	*	*	*	*	*	*	*	*	*	*	*	*	*	*	*	*	*	*	*	*	*
04/12/2022	19:00	*	*	*	*	*	*	*	*	*	*	*	*	*	*	*	*	*	*	*	*	*	*	*	*	*	*
04/12/2022	20:00	*	*	*	*	*	*	*	*	*	*	*	*	*	*	*	*	*	*	*	*	*	*	*	*	*	*
04/12/2022	21:00	*	*	*	*	*	*	*	*	*	*	*	*	*	*	*	*	*	*	*	*	*	*	*	*	*	*
04/12/2022	22:00	*	*	*	*	*	*	*	*	*	*	*	*	*	*	*	*	*	*	*	*	*	*	*	*	*	*
04/12/2022	23:00	*	*	*	*	*	*	*	*	*	*	*	*	*	*	*	*	*	*	*	*	*	*	*	*	*	*
24 Hr Summary		0	0	0	0	0	0	0	0	0	0	0	0	0	0	0	0	0	0	0	0	0	0	0	*	*	*

Incoming Histogram

Hall Lane coming from Long Stratton

from Wed-Oct-26-2022-02-00-AM to Wed-Feb-01-2023-02-59-PM

Date	Starting Hr:min	<15	15 to <20	20 to <25	25 to <30	30 to <35	35 to <40	40 to <45	45 to <50	50 to <55	55 to <60	60 to <65	65 to <70	70 to <75	75 to <80	80 to <85	85 to <90	90 to <95	95 to <100	100 to >105	Total Counts	Avg Speed (MPH)	85pet Speed	10MPH Pace	% in pace	# of Speeders	% Speeders
05/12/2022	00:00	*	*	*	*	*	*	*	*	*	*	*	*	*	*	*	*	*	*	*	*	*	*	*	*	*	*
05/12/2022	01:00	*	*	*	*	*	*	*	*	*	*	*	*	*	*	*	*	*	*	*	*	*	*	*	*	*	*
05/12/2022	02:00	*	*	*	*	*	*	*	*	*	*	*	*	*	*	*	*	*	*	*	*	*	*	*	*	*	*
05/12/2022	03:00	*	*	*	*	*	*	*	*	*	*	*	*	*	*	*	*	*	*	*	*	*	*	*	*	*	*
05/12/2022	04:00	*	*	*	*	*	*	*	*	*	*	*	*	*	*	*	*	*	*	*	*	*	*	*	*	*	*
05/12/2022	05:00	*	*	*	*	*	*	*	*	*	*	*	*	*	*	*	*	*	*	*	*	*	*	*	*	*	*
05/12/2022	06:00	*	*	*	*	*	*	*	*	*	*	*	*	*	*	*	*	*	*	*	*	*	*	*	*	*	*
05/12/2022	07:00	*	*	*	*	*	*	*	*	*	*	*	*	*	*	*	*	*	*	*	*	*	*	*	*	*	*
05/12/2022	08:00	*	*	*	*	*	*	*	*	*	*	*	*	*	*	*	*	*	*	*	*	*	*	*	*	*	*
05/12/2022	09:00	*	*	*	*	*	*	*	*	*	*	*	*	*	*	*	*	*	*	*	*	*	*	*	*	*	*
05/12/2022	10:00	*	*	*	*	*	*	*	*	*	*	*	*	*	*	*	*	*	*	*	*	*	*	*	*	*	*
05/12/2022	11:00	*	*	*	*	*	*	*	*	*	*	*	*	*	*	*	*	*	*	*	*	*	*	*	*	*	*
05/12/2022	12:00	*	*	*	*	*	*	*	*	*	*	*	*	*	*	*	*	*	*	*	*	*	*	*	*	*	*
05/12/2022	13:00	*	*	*	*	*	*	*	*	*	*	*	*	*	*	*	*	*	*	*	*	*	*	*	*	*	*
05/12/2022	14:00	*	*	*	*	*	*	*	*	*	*	*	*	*	*	*	*	*	*	*	*	*	*	*	*	*	*
05/12/2022	15:00	*	*	*	*	*	*	*	*	*	*	*	*	*	*	*	*	*	*	*	*	*	*	*	*	*	*
05/12/2022	16:00	*	*	*	*	*	*	*	*	*	*	*	*	*	*	*	*	*	*	*	*	*	*	*	*	*	*
05/12/2022	17:00	*	*	*	*	*	*	*	*	*	*	*	*	*	*	*	*	*	*	*	*	*	*	*	*	*	*
05/12/2022	18:00	*	*	*	*	*	*	*	*	*	*	*	*	*	*	*	*	*	*	*	*	*	*	*	*	*	*
05/12/2022	19:00	*	*	*	*	*	*	*	*	*	*	*	*	*	*	*	*	*	*	*	*	*	*	*	*	*	*
05/12/2022	20:00	*	*	*	*	*	*	*	*	*	*	*	*	*	*	*	*	*	*	*	*	*	*	*	*	*	*
05/12/2022	21:00	*	*	*	*	*	*	*	*	*	*	*	*	*	*	*	*	*	*	*	*	*	*	*	*	*	*
05/12/2022	22:00	*	*	*	*	*	*	*	*	*	*	*	*	*	*	*	*	*	*	*	*	*	*	*	*	*	*
05/12/2022	23:00	*	*	*	*	*	*	*	*	*	*	*	*	*	*	*	*	*	*	*	*	*	*	*	*	*	*
24 Hr Summary		0	0	0	0	0	0	0	0	0	0	0	0	0	0	0	0	0	0	0	0	0	0	0	*	*	*

Incoming Histogram

Hall Lane coming from Long Stratton

from Wed-Oct-26-2022-02-00-AM to Wed-Feb-01-2023-02-59-PM

Date	Starting Hr:min	<15	15 to <20	20 to <25	25 to <30	30 to <35	35 to <40	40 to <45	45 to <50	50 to <55	55 to <60	60 to <65	65 to <70	70 to <75	75 to <80	80 to <85	85 to <90	90 to <95	95 to <100	100 to >105	Total Counts	Avg Speed (MPH)	85pet Speed	10MPH Pace	% in pace	# of Speeders	% Speeders
06/12/2022	00:00	*	*	*	*	*	*	*	*	*	*	*	*	*	*	*	*	*	*	*	*	*	*	*	*	*	*
06/12/2022	01:00	*	*	*	*	*	*	*	*	*	*	*	*	*	*	*	*	*	*	*	*	*	*	*	*	*	*
06/12/2022	02:00	*	*	*	*	*	*	*	*	*	*	*	*	*	*	*	*	*	*	*	*	*	*	*	*	*	*
06/12/2022	03:00	*	*	*	*	*	*	*	*	*	*	*	*	*	*	*	*	*	*	*	*	*	*	*	*	*	*
06/12/2022	04:00	*	*	*	*	*	*	*	*	*	*	*	*	*	*	*	*	*	*	*	*	*	*	*	*	*	*
06/12/2022	05:00	*	*	*	*	*	*	*	*	*	*	*	*	*	*	*	*	*	*	*	*	*	*	*	*	*	*
06/12/2022	06:00	*	*	*	*	*	*	*	*	*	*	*	*	*	*	*	*	*	*	*	*	*	*	*	*	*	*
06/12/2022	07:00	*	*	*	*	*	*	*	*	*	*	*	*	*	*	*	*	*	*	*	*	*	*	*	*	*	*
06/12/2022	08:00	*	*	*	*	*	*	*	*	*	*	*	*	*	*	*	*	*	*	*	*	*	*	*	*	*	*
06/12/2022	09:00	*	*	*	*	*	*	*	*	*	*	*	*	*	*	*	*	*	*	*	*	*	*	*	*	*	*
06/12/2022	10:00	*	*	*	*	*	*	*	*	*	*	*	*	*	*	*	*	*	*	*	*	*	*	*	*	*	*
06/12/2022	11:00	*	*	*	*	*	*	*	*	*	*	*	*	*	*	*	*	*	*	*	*	*	*	*	*	*	*
06/12/2022	12:00	*	*	*	*	*	*	*	*	*	*	*	*	*	*	*	*	*	*	*	*	*	*	*	*	*	*
06/12/2022	13:00	*	*	*	*	*	*	*	*	*	*	*	*	*	*	*	*	*	*	*	*	*	*	*	*	*	*
06/12/2022	14:00	*	*	*	*	*	*	*	*	*	*	*	*	*	*	*	*	*	*	*	*	*	*	*	*	*	*
06/12/2022	15:00	*	*	*	*	*	*	*	*	*	*	*	*	*	*	*	*	*	*	*	*	*	*	*	*	*	*
06/12/2022	16:00	*	*	*	*	*	*	*	*	*	*	*	*	*	*	*	*	*	*	*	*	*	*	*	*	*	*
06/12/2022	17:00	*	*	*	*	*	*	*	*	*	*	*	*	*	*	*	*	*	*	*	*	*	*	*	*	*	*
06/12/2022	18:00	*	*	*	*	*	*	*	*	*	*	*	*	*	*	*	*	*	*	*	*	*	*	*	*	*	*
06/12/2022	19:00	*	*	*	*	*	*	*	*	*	*	*	*	*	*	*	*	*	*	*	*	*	*	*	*	*	*
06/12/2022	20:00	*	*	*	*	*	*	*	*	*	*	*	*	*	*	*	*	*	*	*	*	*	*	*	*	*	*
06/12/2022	21:00	*	*	*	*	*	*	*	*	*	*	*	*	*	*	*	*	*	*	*	*	*	*	*	*	*	*
06/12/2022	22:00	*	*	*	*	*	*	*	*	*	*	*	*	*	*	*	*	*	*	*	*	*	*	*	*	*	*
06/12/2022	23:00	*	*	*	*	*	*	*	*	*	*	*	*	*	*	*	*	*	*	*	*	*	*	*	*	*	*
24 Hr Summary		0	0	0	0	0	0	0	0	0	0	0	0	0	0	0	0	0	0	0	0	0	0	0	*	*	*

Incoming Histogram

Hall Lane coming from Long Stratton

from Wed-Oct-26-2022-02-00-AM to Wed-Feb-01-2023-02-59-PM

Date	Starting Hr:min	<15	15 to <20	20 to <25	25 to <30	30 to <35	35 to <40	40 to <45	45 to <50	50 to <55	55 to <60	60 to <65	65 to <70	70 to <75	75 to <80	80 to <85	85 to <90	90 to <95	95 to <100	100 to >105	Total Counts	Avg Speed (MPH)	85pet Speed	10MPH Pace	% in pace	# of Speeders	% Speeders	
07/12/2022	00:00	*	*	*	*	*	*	*	*	*	*	*	*	*	*	*	*	*	*	*	*	*	*	*	*	*	*	
07/12/2022	01:00	*	*	*	*	*	*	*	*	*	*	*	*	*	*	*	*	*	*	*	*	*	*	*	*	*	*	
07/12/2022	02:00	*	*	*	*	*	*	*	*	*	*	*	*	*	*	*	*	*	*	*	*	*	*	*	*	*	*	
07/12/2022	03:00	*	*	*	*	*	*	*	*	*	*	*	*	*	*	*	*	*	*	*	*	*	*	*	*	*	*	
07/12/2022	04:00	*	*	*	*	*	*	*	*	*	*	*	*	*	*	*	*	*	*	*	*	*	*	*	*	*	*	
07/12/2022	05:00	*	*	*	*	*	*	*	*	*	*	*	*	*	*	*	*	*	*	*	*	*	*	*	*	*	*	
07/12/2022	06:00	*	*	*	*	*	*	*	*	*	*	*	*	*	*	*	*	*	*	*	*	*	*	*	*	*	*	
07/12/2022	07:00	*	*	*	*	*	*	*	*	*	*	*	*	*	*	*	*	*	*	*	*	*	*	*	*	*	*	
07/12/2022	08:00	*	*	*	*	*	*	*	*	*	*	*	*	*	*	*	*	*	*	*	*	*	*	*	*	*	*	
07/12/2022	09:00	*	*	*	*	*	*	*	*	*	*	*	*	*	*	*	*	*	*	*	*	*	*	*	*	*	*	
07/12/2022	10:00	*	*	*	*	*	*	*	*	*	*	*	*	*	*	*	*	*	*	*	*	*	*	*	*	*	*	
07/12/2022	11:00	*	*	*	*	*	*	*	*	*	*	*	*	*	*	*	*	*	*	*	*	*	*	*	*	*	*	
07/12/2022	12:00	*	*	*	*	*	*	*	*	*	*	*	*	*	*	*	*	*	*	*	*	*	*	*	*	*	*	
07/12/2022	13:00	*	*	*	*	*	*	*	*	*	*	*	*	*	*	*	*	*	*	*	*	*	*	*	*	*	*	
07/12/2022	14:00	*	*	*	*	*	*	*	*	*	*	*	*	*	*	*	*	*	*	*	*	*	*	*	*	*	*	
07/12/2022	15:00	0	0	1	2	0	0	0	0	0	0	0	0	0	0	0	0	0	0	0	0	3	25.7	30	20 to 30	100.0	*	*
07/12/2022	16:00	2	3	19	31	9	0	0	0	0	0	0	0	0	0	0	0	0	0	0	0	64	25.6	29.8	20 to 30	78.1	9	14.1
07/12/2022	17:00	2	4	22	26	9	0	0	0	0	0	0	0	0	0	0	0	0	0	0	0	63	25.1	30	20 to 30	76.2	9	14.3
07/12/2022	18:00	0	3	19	30	5	1	0	0	0	0	0	0	0	0	0	0	0	0	0	0	58	25.8	29.5	20 to 30	84.5	6	10.3
07/12/2022	19:00	0	4	17	16	5	0	0	0	0	0	0	0	0	0	0	0	0	0	0	0	42	24.9	29.7	20 to 30	78.6	5	11.9
07/12/2022	20:00	0	2	3	13	6	0	0	0	0	0	0	0	0	0	0	0	0	0	0	0	24	27	31.7	25 to 35	79.2	6	25.0
07/12/2022	21:00	0	0	4	11	2	0	0	0	0	0	0	0	0	0	0	0	0	0	0	0	17	26.6	29.5	20 to 30	88.2	2	11.8
07/12/2022	22:00	0	0	4	5	3	0	0	0	0	0	0	0	0	0	0	0	0	0	0	0	12	26.8	31.7	20 to 30	75.0	3	25.0
07/12/2022	23:00	0	0	0	0	1	0	0	0	0	0	0	0	0	0	0	0	0	0	0	0	1	32	35	25 to 35	100.0	1	100.0
24 Hr Summary		4	16	89	134	40	1	0	0	0	0	0	0	0	0	0	0	0	0	0	0	284	25.7	29.9	20 to 30	78.5	41	14.4

Incoming Histogram

Hall Lane coming from Long Stratton

from Wed-Oct-26-2022-02-00-AM to Wed-Feb-01-2023-02-59-PM

Date	Starting Hr:min	<15	15 to <20	20 to <25	25 to <30	30 to <35	35 to <40	40 to <45	45 to <50	50 to <55	55 to <60	60 to <65	65 to <70	70 to <75	75 to <80	80 to <85	85 to <90	90 to <95	95 to <100	100 to >105	Total Counts	Avg Speed (MPH)	85pet Speed	10MPH Pace	% in pace	# of Speeders	% Speeders	
08/12/2022	00:00	0	0	1	2	0	0	0	0	0	0	0	0	0	0	0	0	0	0	0	0	3	25.3	30	20 to 30	100.0	*	*
08/12/2022	01:00	0	0	0	0	0	0	0	0	0	0	0	0	0	0	0	0	0	0	0	0	0	0	0	*	*	*	*
08/12/2022	02:00	0	0	0	0	0	0	0	0	0	0	0	0	0	0	0	0	0	0	0	0	0	0	0	*	*	*	*
08/12/2022	03:00	0	0	1	0	0	0	0	0	0	0	0	0	0	0	0	0	0	0	0	0	1	22	25	15 to 25	100.0	*	*
08/12/2022	04:00	0	0	0	0	1	0	0	0	0	0	0	0	0	0	0	0	0	0	0	0	1	32	35	25 to 35	100.0	1	100.0
08/12/2022	05:00	0	0	0	2	1	0	0	0	0	0	0	0	0	0	0	0	0	0	0	0	3	28.7	35	25 to 35	100.0	1	33.3
08/12/2022	06:00	0	0	0	3	3	0	0	0	0	0	0	0	0	0	0	0	0	0	0	0	6	29.5	33.3	25 to 35	100.0	3	50.0
08/12/2022	07:00	1	1	8	19	6	0	0	0	0	0	0	0	0	0	0	0	0	0	0	0	35	26.1	30.8	20 to 30	77.1	6	17.1
08/12/2022	08:00	2	8	16	20	10	0	0	0	0	0	0	0	0	0	0	0	0	0	0	0	56	24.8	31	20 to 30	64.3	10	17.9
08/12/2022	09:00	2	3	16	17	5	1	0	0	0	0	0	0	0	0	0	0	0	0	0	0	44	24.8	29.7	20 to 30	75.0	6	13.6
08/12/2022	10:00	2	3	10	20	6	0	0	0	0	0	0	0	0	0	0	0	0	0	0	0	41	25.3	30	20 to 30	73.2	6	14.6
08/12/2022	11:00	4	1	17	12	7	1	0	0	0	0	0	0	0	0	0	0	0	0	0	0	42	24.5	31.4	20 to 30	69.0	8	19.0
08/12/2022	12:00	0	2	14	26	12	2	0	0	0	0	0	0	0	0	0	0	0	0	0	0	56	27.1	32.5	20 to 30	71.4	14	25.0
08/12/2022	13:00	0	1	11	34	11	2	0	0	0	0	0	0	0	0	0	0	0	0	0	0	59	27.5	31.8	20 to 30	76.3	13	22.0
08/12/2022	14:00	3	3	9	22	9	0	0	0	0	0	0	0	0	0	0	0	0	0	0	0	46	25.7	31.1	20 to 30	67.4	9	19.6
08/12/2022	15:00	3	5	11	42	6	0	0	1	0	0	0	0	0	0	0	0	0	0	0	0	68	25.9	29.6	20 to 30	77.9	7	10.3
08/12/2022	16:00	1	3	20	43	10	2	0	0	0	0	0	0	0	0	0	0	0	0	0	0	79	26.4	30	20 to 30	79.7	12	15.2
08/12/2022	17:00	1	6	18	29	9	1	0	0	0	0	0	0	0	0	0	0	0	0	0	0	64	25.5	30	20 to 30	73.4	10	15.6
08/12/2022	18:00	7	16	18	19	2	0	0	0	0	0	0	0	0	0	0	0	0	0	0	0	62	21.6	28.2	20 to 30	59.7	2	3.2
08/12/2022	19:00	2	0	3	15	4	0	0	0	0	0	0	0	0	0	0	0	0	0	0	0	24	25.9	30	25 to 35	79.2	4	16.7
08/12/2022	20:00	2	5	11	10	7	1	0	0	0	0	0	0	0	0	0	0	0	0	0	0	36	24.7	32.1	20 to 30	58.3	8	22.2
08/12/2022	21:00	3	0	8	9	1	0	0	0	0	0	0	0	0	0	0	0	0	0	0	0	21	22.9	28.9	20 to 30	81.0	1	4.8
08/12/2022	22:00	1	0	2	3	0	1	0	0	0	0	0	0	0	0	0	0	0	0	0	0	7	24.9	30	20 to 30	71.4	1	14.3
08/12/2022	23:00	0	0	0	3	2	1	0	0	0	0	0	0	0	0	0	0	0	0	0	0	6	30.5	35	25 to 35	83.3	3	50.0
24 Hr Summary		34	57	194	350	112	12	0	1	0	0	0	0	0	0	0	0	0	0	0	0	760	25.5	30.5	20 to 30	71.6	125	16.4

Incoming Histogram

Hall Lane coming from Long Stratton

from Wed-Oct-26-2022-02-00-AM to Wed-Feb-01-2023-02-59-PM

Date	Starting Hr:min	<15	15 to <20	20 to <25	25 to <30	30 to <35	35 to <40	40 to <45	45 to <50	50 to <55	55 to <60	60 to <65	65 to <70	70 to <75	75 to <80	80 to <85	85 to <90	90 to <95	95 to <100	100 to >105	Total Counts	Avg Speed (MPH)	85pet Speed	10MPH Pace	% in pace	# of Speeders	% Speeders	
09/12/2022	00:00	0	0	2	1	0	0	0	0	0	0	0	0	0	0	0	0	0	0	0	0	3	24	30	20 to 30	100.0	*	*
09/12/2022	01:00	0	0	1	0	0	0	0	0	0	0	0	0	0	0	0	0	0	0	0	0	1	22	25	15 to 25	100.0	*	*
09/12/2022	02:00	0	0	0	0	0	0	0	0	0	0	0	0	0	0	0	0	0	0	0	0	0	0	0	*	*	*	*
09/12/2022	03:00	0	0	0	1	0	0	0	0	0	0	0	0	0	0	0	0	0	0	0	0	1	27	30	20 to 30	100.0	*	*
09/12/2022	04:00	0	0	0	1	0	0	0	0	0	0	0	0	0	0	0	0	0	0	0	0	1	27	30	20 to 30	100.0	*	*
09/12/2022	05:00	0	0	0	0	4	0	0	0	0	0	0	0	0	0	0	0	0	0	0	0	4	32	33.8	25 to 35	100.0	4	100.0
09/12/2022	06:00	0	1	0	4	3	0	0	0	0	0	0	0	0	0	0	0	0	0	0	0	8	27.6	33.3	25 to 35	87.5	3	37.5
09/12/2022	07:00	0	3	6	15	2	1	0	0	0	0	0	0	0	0	0	0	0	0	0	0	27	25.8	29.7	20 to 30	77.8	3	11.1
09/12/2022	08:00	1	2	11	20	6	0	0	0	0	0	0	0	0	0	0	0	0	0	0	0	40	25.8	30	20 to 30	77.5	6	15.0
09/12/2022	09:00	0	0	5	14	7	1	0	0	0	0	0	0	0	0	0	0	0	0	0	0	27	28	32.9	25 to 35	77.8	8	29.6
09/12/2022	10:00	0	1	10	17	1	1	0	0	0	0	0	0	0	0	0	0	0	0	0	0	30	25.8	29.4	20 to 30	90.0	2	6.7
09/12/2022	11:00	1	2	9	25	6	1	0	0	0	0	0	0	0	0	0	0	0	0	0	0	44	26.3	30	20 to 30	77.3	7	15.9
09/12/2022	12:00	4	3	21	29	5	0	0	0	0	0	0	0	0	0	0	0	0	0	0	0	62	24.6	29.3	20 to 30	80.6	5	8.1
09/12/2022	13:00	0	2	12	19	6	0	0	0	0	0	0	0	0	0	0	0	0	0	0	0	39	26	30	20 to 30	79.5	6	15.4
09/12/2022	14:00	2	4	14	31	4	0	0	0	0	0	0	0	0	0	0	0	0	0	0	0	55	25.1	29.4	20 to 30	81.8	4	7.3
09/12/2022	15:00	3	7	24	39	4	0	0	0	0	0	0	0	0	0	0	0	0	0	0	0	77	24.5	29	20 to 30	81.8	4	5.2
09/12/2022	16:00	4	8	25	24	1	0	0	0	0	0	0	0	0	0	0	0	0	0	0	0	62	23.1	28.3	20 to 30	79.0	1	1.6
09/12/2022	17:00	4	4	17	29	8	1	0	0	0	0	0	0	0	0	0	0	0	0	0	0	63	25.2	30	20 to 30	73.0	9	14.3
09/12/2022	18:00	2	4	16	22	4	2	0	0	0	0	0	0	0	0	0	0	0	0	0	0	50	25.1	29.5	20 to 30	76.0	6	12.0
09/12/2022	19:00	0	1	7	19	5	0	0	0	0	0	0	0	0	0	0	0	0	0	0	0	32	26.7	30	20 to 30	81.3	5	15.6
09/12/2022	20:00	2	4	5	18	3	0	0	0	0	0	0	0	0	0	0	0	0	0	0	0	32	24.7	29.4	20 to 30	71.9	3	9.4
09/12/2022	21:00	0	0	3	7	2	0	0	0	0	0	0	0	0	0	0	0	0	0	0	0	12	26.8	30	20 to 30	83.3	2	16.7
09/12/2022	22:00	0	1	0	7	1	0	0	0	0	0	0	0	0	0	0	0	0	0	0	0	9	26.6	30	25 to 35	88.9	1	11.1
09/12/2022	23:00	0	1	3	2	4	0	0	0	0	0	0	0	0	0	0	0	0	0	0	0	10	26.5	32.5	25 to 35	60.0	4	40.0
24 Hr Summary		23	48	191	344	76	7	0	0	0	0	0	0	0	0	0	0	0	0	0	689	25.3	29.7	20 to 30	77.6	83	12.0	

Incoming Histogram

Hall Lane coming from Long Stratton

from Wed-Oct-26-2022-02-00-AM to Wed-Feb-01-2023-02-59-PM

Date	Starting Hr:min	<15	15 to <20	20 to <25	25 to <30	30 to <35	35 to <40	40 to <45	45 to <50	50 to <55	55 to <60	60 to <65	65 to <70	70 to <75	75 to <80	80 to <85	85 to <90	90 to <95	95 to <100	100 to >105	Total Counts	Avg Speed (MPH)	85pet Speed	10MPH Pace	% in pace	# of Speeders	% Speeders	
10/12/2022	00:00	0	0	3	2	0	0	0	0	0	0	0	0	0	0	0	0	0	0	0	0	5	24	27.5	20 to 30	100.0	*	*
10/12/2022	01:00	0	0	0	1	0	0	0	0	0	0	0	0	0	0	0	0	0	0	0	0	1	27	30	20 to 30	100.0	*	*
10/12/2022	02:00	0	0	0	1	1	0	0	0	0	0	0	0	0	0	0	0	0	0	0	0	2	29.5	35	25 to 35	100.0	1	50.0
10/12/2022	03:00	0	0	0	2	0	0	0	0	0	0	0	0	0	0	0	0	0	0	0	0	2	27	30	20 to 30	100.0	*	*
10/12/2022	04:00	0	0	0	1	2	0	0	0	0	0	0	0	0	0	0	0	0	0	0	0	3	30.3	35	25 to 35	100.0	2	66.7
10/12/2022	05:00	0	0	1	2	2	0	0	0	0	0	0	0	0	0	0	0	0	0	0	0	5	28	32.5	25 to 35	80.0	2	40.0
10/12/2022	06:00	0	0	0	0	0	0	0	0	0	0	0	0	0	0	0	0	0	0	0	0	0	0	0	*	*	*	*
10/12/2022	07:00	0	0	1	3	2	0	0	0	0	0	0	0	0	0	0	0	0	0	0	0	6	27.8	32.5	25 to 35	83.3	2	33.3
10/12/2022	08:00	0	0	1	5	0	1	0	0	0	0	0	0	0	0	0	0	0	0	0	0	7	27.7	30	20 to 30	85.7	1	14.3
10/12/2022	09:00	0	0	4	16	4	0	0	0	0	0	0	0	0	0	0	0	0	0	0	0	24	27.3	30	20 to 30	83.3	4	16.7
10/12/2022	10:00	4	4	13	23	4	0	0	0	0	0	0	0	0	0	0	0	0	0	0	0	48	24.1	29.3	20 to 30	75.0	4	8.3
10/12/2022	11:00	2	1	11	17	4	0	0	0	0	0	0	0	0	0	0	0	0	0	0	0	35	25.1	29.7	20 to 30	80.0	4	11.4
10/12/2022	12:00	2	4	18	27	10	1	0	0	0	0	0	0	0	0	0	0	0	0	0	0	62	25.6	31	20 to 30	72.6	11	17.7
10/12/2022	13:00	3	4	11	25	3	0	0	0	0	0	0	0	0	0	0	0	0	0	0	0	46	24.3	29.2	20 to 30	78.3	3	6.5
10/12/2022	14:00	2	3	13	27	9	1	0	0	0	0	0	0	0	0	0	0	0	0	0	0	55	25.8	31.1	20 to 30	72.7	10	18.2
10/12/2022	15:00	2	6	13	31	8	1	0	0	0	0	0	0	0	0	0	0	0	0	0	0	61	25.6	30	20 to 30	72.1	9	14.8
10/12/2022	16:00	1	5	21	21	2	2	0	0	0	0	0	0	0	0	0	0	0	0	0	0	52	24.6	29	20 to 30	80.8	4	7.7
10/12/2022	17:00	1	6	17	14	3	0	0	0	0	0	0	0	0	0	0	0	0	0	0	0	41	23.7	28.9	20 to 30	75.6	3	7.3
10/12/2022	18:00	3	1	15	18	2	0	0	0	0	0	0	0	0	0	0	0	0	0	0	0	39	24.1	28.9	20 to 30	84.6	2	5.1
10/12/2022	19:00	0	0	6	9	2	0	0	0	0	0	0	0	0	0	0	0	0	0	0	0	17	26.1	29.4	20 to 30	88.2	2	11.8
10/12/2022	20:00	0	1	1	5	2	1	0	0	0	0	0	0	0	0	0	0	0	0	0	0	10	27.6	32.5	25 to 35	70.0	3	30.0
10/12/2022	21:00	1	0	0	6	2	0	0	0	0	0	0	0	0	0	0	0	0	0	0	0	9	25.9	32.5	25 to 35	88.9	2	22.2
10/12/2022	22:00	1	4	2	11	3	0	0	0	0	0	0	0	0	0	0	0	0	0	0	0	21	24.8	30	25 to 35	66.7	3	14.3
10/12/2022	23:00	0	2	3	6	4	1	0	0	0	0	0	0	0	0	0	0	0	0	0	0	16	26.8	33.8	25 to 35	62.5	5	31.3
24 Hr Summary		22	41	154	273	69	8	0	0	0	0	0	0	0	0	0	0	0	0	0	0	567	25.2	29.9	20 to 30	75.3	77	13.6



Incoming Histogram

Hall Lane coming from Long Stratton

from Wed-Oct-26-2022-02-00-AM to Wed-Feb-01-2023-02-59-PM

Date	Starting Hr:min	<15	15 to <20	20 to <25	25 to <30	30 to <35	35 to <40	40 to <45	45 to <50	50 to <55	55 to <60	60 to <65	65 to <70	70 to <75	75 to <80	80 to <85	85 to <90	90 to <95	95 to <100	100 to >105	Total Counts	Avg Speed (MPH)	85pet Speed	10MPH Pace	% in pace	# of Speeders	% Speeders	
11/12/2022	00:00	0	1	0	2	1	0	0	0	0	0	0	0	0	0	0	0	0	0	0	0	4	25.8	30	25 to 35	75.0	1	25.0
11/12/2022	01:00	0	0	0	1	1	0	0	0	0	0	0	0	0	0	0	0	0	0	0	0	2	29.5	35	25 to 35	100.0	1	50.0
11/12/2022	02:00	0	0	0	1	0	0	0	0	0	0	0	0	0	0	0	0	0	0	0	0	1	27	30	20 to 30	100.0	*	*
11/12/2022	03:00	0	0	1	2	0	0	0	0	0	0	0	0	0	0	0	0	0	0	0	0	3	25.3	30	20 to 30	100.0	*	*
11/12/2022	04:00	0	0	1	0	0	0	0	0	0	0	0	0	0	0	0	0	0	0	0	0	1	22	25	15 to 25	100.0	*	*
11/12/2022	05:00	0	1	0	1	1	0	0	0	0	0	0	0	0	0	0	0	0	0	0	0	3	25.3	35	25 to 35	66.7	1	33.3
11/12/2022	06:00	0	0	0	1	0	0	0	0	0	0	0	0	0	0	0	0	0	0	0	0	1	27	30	20 to 30	100.0	*	*
11/12/2022	07:00	0	0	3	2	0	0	0	0	0	0	0	0	0	0	0	0	0	0	0	0	5	24.2	27.5	20 to 30	100.0	*	*
11/12/2022	08:00	0	2	3	5	0	0	0	0	0	0	0	0	0	0	0	0	0	0	0	0	10	23.5	28	20 to 30	80.0	*	*
11/12/2022	09:00	0	0	1	9	3	1	0	0	0	0	0	0	0	0	0	0	0	0	0	0	14	28.6	33.3	25 to 35	85.7	4	28.6
11/12/2022	10:00	2	1	7	12	4	0	0	0	0	0	0	0	0	0	0	0	0	0	0	0	26	24.8	30	20 to 30	73.1	4	15.4
11/12/2022	11:00	2	4	12	19	3	1	0	0	0	0	0	0	0	0	0	0	0	0	0	0	41	24.7	29.5	20 to 30	75.6	4	9.8
11/12/2022	12:00	2	2	8	19	4	0	0	0	0	0	0	0	0	0	0	0	0	0	0	0	35	25.1	29.7	20 to 30	77.1	4	11.4
11/12/2022	13:00	1	0	4	26	14	0	0	0	0	0	0	0	0	0	0	0	0	0	0	0	45	28	32.5	25 to 35	88.9	14	31.1
11/12/2022	14:00	1	2	7	18	7	1	0	0	0	0	0	0	0	0	0	0	0	0	0	0	36	26.6	32.1	20 to 30	69.4	8	22.2
11/12/2022	15:00	1	1	9	14	5	0	0	0	0	0	0	0	0	0	0	0	0	0	0	0	30	25.7	31	20 to 30	76.7	5	16.7
11/12/2022	16:00	1	4	13	28	2	1	0	0	0	0	0	0	0	0	0	0	0	0	0	0	49	25.3	29.3	20 to 30	83.7	3	6.1
11/12/2022	17:00	2	0	6	15	5	0	0	0	0	0	0	0	0	0	0	0	0	0	0	0	28	26	31	20 to 30	75.0	5	17.9
11/12/2022	18:00	0	4	5	15	2	0	0	0	0	0	0	0	0	0	0	0	0	0	0	0	26	25.2	29.3	20 to 30	76.9	2	7.7
11/12/2022	19:00	0	1	3	5	6	0	0	0	0	0	0	0	0	0	0	0	0	0	0	0	15	27.6	33.3	25 to 35	73.3	6	40.0
11/12/2022	20:00	0	0	2	7	1	1	0	0	0	0	0	0	0	0	0	0	0	0	0	0	11	27.5	30	20 to 30	81.8	2	18.2
11/12/2022	21:00	0	2	2	1	1	0	0	0	0	0	0	0	0	0	0	0	0	0	0	0	6	23	30	15 to 25	66.7	1	16.7
11/12/2022	22:00	0	0	2	0	1	0	0	0	0	0	0	0	0	0	0	0	0	0	0	0	3	25.3	35	15 to 25	66.7	1	33.3
11/12/2022	23:00	0	0	0	2	0	1	0	0	0	0	0	0	0	0	0	0	0	0	0	0	3	30.3	40	20 to 30	66.7	1	33.3
24 Hr Summary		12	25	89	205	61	6	0	0	0	0	0	0	0	0	0	0	0	0	0	0	398	25.9	30.6	20 to 30	73.9	67	16.8

Incoming Histogram

Hall Lane coming from Long Stratton

from Wed-Oct-26-2022-02-00-AM to Wed-Feb-01-2023-02-59-PM

Date	Starting Hr:min	<15	15 to <20	20 to <25	25 to <30	30 to <35	35 to <40	40 to <45	45 to <50	50 to <55	55 to <60	60 to <65	65 to <70	70 to <75	75 to <80	80 to <85	85 to <90	90 to <95	95 to <100	100 to >105	Total Counts	Avg Speed (MPH)	85pet Speed	10MPH Pace	% in pace	# of Speeders	% Speeders	
12/12/2022	00:00	0	0	0	0	0	0	0	0	0	0	0	0	0	0	0	0	0	0	0	0	0	0	*	*	*	*	
12/12/2022	01:00	0	0	0	0	1	0	0	0	0	0	0	0	0	0	0	0	0	0	0	0	1	32	35	25 to 35	100.0	1	100.0
12/12/2022	02:00	0	0	0	0	0	0	0	0	0	0	0	0	0	0	0	0	0	0	0	0	0	0	*	*	*	*	
12/12/2022	03:00	0	0	0	2	0	0	0	0	0	0	0	0	0	0	0	0	0	0	0	0	2	27	30	20 to 30	100.0	*	*
12/12/2022	04:00	0	0	1	1	1	1	0	0	0	0	0	0	0	0	0	0	0	0	0	0	4	29.5	35	20 to 30	50.0	2	50.0
12/12/2022	05:00	0	0	1	3	3	0	0	0	0	0	0	0	0	0	0	0	0	0	0	0	7	28.4	33.3	25 to 35	85.7	3	42.9
12/12/2022	06:00	0	0	1	2	1	0	0	0	0	0	0	0	0	0	0	0	0	0	0	0	4	27	30	20 to 30	75.0	1	25.0
12/12/2022	07:00	1	2	18	4	0	0	0	0	0	0	0	0	0	0	0	0	0	0	0	0	25	22.2	25	20 to 30	88.0	*	*
12/12/2022	08:00	1	3	19	11	3	0	0	0	0	0	0	0	0	0	0	0	0	0	0	0	37	23.9	28.6	20 to 30	81.1	3	8.1
12/12/2022	09:00	2	8	17	20	6	0	0	0	0	0	0	0	0	0	0	0	0	0	0	0	53	24.1	29.5	20 to 30	69.8	6	11.3
12/12/2022	10:00	2	2	12	17	4	0	0	0	0	0	0	0	0	0	0	0	0	0	0	0	37	24.9	29.4	20 to 30	78.4	4	10.8
12/12/2022	11:00	0	2	11	26	9	0	0	0	0	0	0	0	0	0	0	0	0	0	0	0	48	26.7	31.1	20 to 30	77.1	9	18.8
12/12/2022	12:00	1	0	8	24	2	0	0	0	0	0	0	0	0	0	0	0	0	0	0	0	35	26	29.4	20 to 30	91.4	2	5.7
12/12/2022	13:00	3	3	21	24	3	1	0	0	0	0	0	0	0	0	0	0	0	0	0	0	55	24.5	29.2	20 to 30	81.8	4	7.3
12/12/2022	14:00	2	2	19	24	6	0	0	0	0	0	0	0	0	0	0	0	0	0	0	0	53	25.1	29.6	20 to 30	81.1	6	11.3
12/12/2022	15:00	3	4	25	38	2	0	0	0	0	0	0	0	0	0	0	0	0	0	0	0	72	24.4	28.8	20 to 30	87.5	2	2.8
12/12/2022	16:00	1	6	20	16	1	0	0	0	0	0	0	0	0	0	0	0	0	0	0	0	44	23.3	28.1	20 to 30	81.8	1	2.3
12/12/2022	17:00	3	6	15	29	3	0	0	0	0	0	0	0	0	0	0	0	0	0	0	0	56	24.3	29.1	20 to 30	78.6	3	5.4
12/12/2022	18:00	2	0	19	29	3	0	0	0	0	0	0	0	0	0	0	0	0	0	0	0	53	25.2	29.1	20 to 30	90.6	3	5.7
12/12/2022	19:00	0	1	12	10	5	0	0	0	0	0	0	0	0	0	0	0	0	0	0	0	28	25.8	31	20 to 30	78.6	5	17.9
12/12/2022	20:00	0	0	3	8	1	0	0	0	0	0	0	0	0	0	0	0	0	0	0	0	12	26.3	29.4	20 to 30	91.7	1	8.3
12/12/2022	21:00	0	0	10	6	2	0	0	0	0	0	0	0	0	0	0	0	0	0	0	0	18	24.9	29.2	20 to 30	88.9	2	11.1
12/12/2022	22:00	0	1	2	2	2	0	0	0	0	0	0	0	0	0	0	0	0	0	0	0	7	25.9	32.5	20 to 30	57.1	2	28.6
12/12/2022	23:00	0	0	0	4	0	0	0	0	0	0	0	0	0	0	0	0	0	0	0	0	4	27.3	28.8	20 to 30	100.0	*	*
24 Hr Summary		21	40	234	300	58	2	0	0	0	0	0	0	0	0	0	0	0	0	0	0	655	24.8	29.4	20 to 30	81.5	60	9.2

Incoming Histogram

Hall Lane coming from Long Stratton

from Wed-Oct-26-2022-02-00-AM to Wed-Feb-01-2023-02-59-PM

Date	Starting Hr:min	<15	15 to <20	20 to <25	25 to <30	30 to <35	35 to <40	40 to <45	45 to <50	50 to <55	55 to <60	60 to <65	65 to <70	70 to <75	75 to <80	80 to <85	85 to <90	90 to <95	95 to <100	100 to >105	Total Counts	Avg Speed (MPH)	85pet Speed	10MPH Pace	% in pace	# of Speeders	% Speeders	
13/12/2022	00:00	0	0	1	1	0	0	0	0	0	0	0	0	0	0	0	0	0	0	0	0	2	24.5	30	20 to 30	100.0	*	*
13/12/2022	01:00	0	0	1	0	0	0	0	0	0	0	0	0	0	0	0	0	0	0	0	0	1	22	25	15 to 25	100.0	*	*
13/12/2022	02:00	0	0	0	0	0	0	0	0	0	0	0	0	0	0	0	0	0	0	0	0	0	0	0	*	*	*	*
13/12/2022	03:00	0	0	0	1	0	0	0	0	0	0	0	0	0	0	0	0	0	0	0	0	1	27	30	20 to 30	100.0	*	*
13/12/2022	04:00	0	0	1	1	1	0	0	0	0	0	0	0	0	0	0	0	0	0	0	0	3	27	35	20 to 30	66.7	1	33.3
13/12/2022	05:00	0	0	1	2	1	1	0	0	0	0	0	0	0	0	0	0	0	0	0	0	5	29	35	20 to 30	60.0	2	40.0
13/12/2022	06:00	0	0	1	4	1	0	0	0	0	0	0	0	0	0	0	0	0	0	0	0	6	27	30	20 to 30	83.3	1	16.7
13/12/2022	07:00	3	3	17	10	2	0	0	0	0	0	0	0	0	0	0	0	0	0	0	0	35	22.5	28.5	20 to 30	77.1	2	5.7
13/12/2022	08:00	2	4	14	14	3	0	0	0	0	0	0	0	0	0	0	0	0	0	0	0	37	23.8	28.9	20 to 30	75.7	3	8.1
13/12/2022	09:00	0	1	9	19	1	0	0	0	0	0	0	0	0	0	0	0	0	0	0	0	30	25.6	29.2	20 to 30	93.3	1	3.3
13/12/2022	10:00	1	1	8	17	2	0	0	0	0	0	0	0	0	0	0	0	0	0	0	0	29	25.3	29.4	20 to 30	86.2	2	6.9
13/12/2022	11:00	3	4	19	23	4	0	0	0	0	0	0	0	0	0	0	0	0	0	0	0	53	24.1	29.1	20 to 30	79.2	4	7.5
13/12/2022	12:00	0	1	11	21	4	1	0	0	0	0	0	0	0	0	0	0	0	0	0	0	38	26.3	29.8	20 to 30	84.2	5	13.2
13/12/2022	13:00	2	1	11	22	5	0	0	0	0	0	0	0	0	0	0	0	0	0	0	0	41	25.6	29.8	20 to 30	80.5	5	12.2
13/12/2022	14:00	0	3	19	36	4	0	0	0	0	0	0	0	0	0	0	0	0	0	0	0	62	25.7	29.3	20 to 30	88.7	4	6.5
13/12/2022	15:00	3	3	22	30	4	0	0	0	0	0	0	0	0	0	0	0	0	0	0	0	62	24.7	29.2	20 to 30	83.9	4	6.5
13/12/2022	16:00	4	5	33	18	2	0	0	0	0	0	0	0	0	0	0	0	0	0	0	0	62	23	28.1	20 to 30	82.3	2	3.2
13/12/2022	17:00	1	6	21	16	3	0	0	0	0	0	0	0	0	0	0	0	0	0	0	0	47	23.6	28.8	20 to 30	78.7	3	6.4
13/12/2022	18:00	3	3	22	28	2	0	0	0	0	0	0	0	0	0	0	0	0	0	0	0	58	24.2	28.8	20 to 30	86.2	2	3.4
13/12/2022	19:00	1	0	6	10	4	0	0	0	0	0	0	0	0	0	0	0	0	0	0	0	21	26	31.2	20 to 30	76.2	4	19.0
13/12/2022	20:00	0	0	4	10	3	0	0	0	0	0	0	0	0	0	0	0	0	0	0	0	17	27	30	20 to 30	82.4	3	17.6
13/12/2022	21:00	0	0	2	6	1	1	0	0	0	0	0	0	0	0	0	0	0	0	0	0	10	27.7	30	20 to 30	80.0	2	20.0
13/12/2022	22:00	0	0	2	4	2	0	0	0	0	0	0	0	0	0	0	0	0	0	0	0	8	27.3	32.5	20 to 30	75.0	2	25.0
13/12/2022	23:00	0	0	0	0	1	0	0	0	0	0	0	0	0	0	0	0	0	0	0	0	1	32	35	25 to 35	100.0	1	100.0
24 Hr Summary		23	35	225	293	50	3	0	0	0	0	0	0	0	0	0	0	0	0	0	0	629	24.8	29.3	20 to 30	82.4	53	8.4

Incoming Histogram

Hall Lane coming from Long Stratton

from Wed-Oct-26-2022-02-00-AM to Wed-Feb-01-2023-02-59-PM

Date	Starting Hr:min	<15	15 to <20	20 to <25	25 to <30	30 to <35	35 to <40	40 to <45	45 to <50	50 to <55	55 to <60	60 to <65	65 to <70	70 to <75	75 to <80	80 to <85	85 to <90	90 to <95	95 to <100	100 to >105	Total Counts	Avg Speed (MPH)	85pct Speed	10MPH Pace	% in pace	# of Speeders	% Speeders	
14/12/2022	00:00	1	0	0	0	0	0	0	0	0	0	0	0	0	0	0	0	0	0	0	0	1	12	15	5 to 15	100.0	*	*
14/12/2022	01:00	0	0	0	0	0	0	0	0	0	0	0	0	0	0	0	0	0	0	0	0	0	0	0	*	*	*	*
14/12/2022	02:00	0	0	1	1	0	0	0	0	0	0	0	0	0	0	0	0	0	0	0	0	2	24.5	30	20 to 30	100.0	*	*
14/12/2022	03:00	0	0	0	1	0	0	0	0	0	0	0	0	0	0	0	0	0	0	0	0	1	27	30	20 to 30	100.0	*	*
14/12/2022	04:00	0	0	0	2	0	0	0	0	0	0	0	0	0	0	0	0	0	0	0	0	2	27.5	30	20 to 30	100.0	*	*
14/12/2022	05:00	0	0	0	3	1	1	0	0	0	0	0	0	0	0	0	0	0	0	0	0	5	30.2	35	25 to 35	80.0	2	40.0
14/12/2022	06:00	0	0	0	3	1	0	0	0	0	0	0	0	0	0	0	0	0	0	0	0	4	28.3	30	25 to 35	100.0	1	25.0
14/12/2022	07:00	1	1	13	9	4	0	0	0	0	0	0	0	0	0	0	0	0	0	0	0	28	24.7	30	20 to 30	78.6	4	14.3
14/12/2022	08:00	1	1	15	16	0	0	0	0	0	0	0	0	0	0	0	0	0	0	0	0	33	24.3	28.4	20 to 30	93.9	*	*
14/12/2022	09:00	2	1	10	18	3	0	0	0	0	0	0	0	0	0	0	0	0	0	0	0	34	24.9	29.4	20 to 30	82.4	3	8.8
14/12/2022	10:00	2	1	7	17	3	0	0	0	0	0	0	0	0	0	0	0	0	0	0	0	30	25.1	29.7	20 to 30	80.0	3	10.0
14/12/2022	11:00	2	3	10	23	3	0	0	0	0	0	0	0	0	0	0	0	0	0	0	0	41	25	29.3	20 to 30	80.5	3	7.3
14/12/2022	12:00	0	2	9	26	3	1	0	0	0	0	0	0	0	0	0	0	0	0	0	0	41	26.4	29.6	20 to 30	85.4	4	9.8
14/12/2022	13:00	5	6	12	19	3	0	0	0	0	0	0	0	0	0	0	0	0	0	0	0	45	23.2	28.9	20 to 30	68.9	3	6.7
14/12/2022	14:00	3	4	23	35	2	0	0	0	0	0	0	0	0	0	0	0	0	0	0	0	67	24.3	28.9	20 to 30	86.6	2	3.0
14/12/2022	15:00	5	1	20	36	2	0	0	0	0	0	0	0	0	0	0	0	0	0	0	0	64	24.5	28.9	20 to 30	87.5	2	3.1
14/12/2022	16:00	7	4	25	17	4	0	0	0	0	0	0	0	0	0	0	0	0	0	0	0	57	22.7	28.5	20 to 30	73.7	4	7.0
14/12/2022	17:00	1	4	24	19	2	0	0	0	0	0	0	0	0	0	0	0	0	0	0	0	50	24	28.4	20 to 30	86.0	2	4.0
14/12/2022	18:00	1	4	12	25	7	0	0	0	0	0	0	0	0	0	0	0	0	0	0	0	49	25.7	30	20 to 30	75.5	7	14.3
14/12/2022	19:00	1	0	8	10	2	0	0	0	0	0	0	0	0	0	0	0	0	0	0	0	21	24.8	29.5	20 to 30	85.7	2	9.5
14/12/2022	20:00	0	2	9	10	2	0	0	0	0	0	0	0	0	0	0	0	0	0	0	0	23	24.8	29.5	20 to 30	82.6	2	8.7
14/12/2022	21:00	1	1	7	13	1	1	0	0	0	0	0	0	0	0	0	0	0	0	0	0	24	25.4	29.2	20 to 30	83.3	2	8.3
14/12/2022	22:00	1	1	2	6	1	1	0	0	0	0	0	0	0	0	0	0	0	0	0	0	12	24.9	30	20 to 30	66.7	2	16.7
14/12/2022	23:00	0	0	1	0	1	0	0	0	0	0	0	0	0	0	0	0	0	0	0	0	2	27	35	15 to 25	50.0	1	50.0
24 Hr Summary		34	36	208	309	45	4	0	0	0	0	0	0	0	0	0	0	0	0	0	0	636	24.6	29.3	20 to 30	81.3	49	7.7

Incoming Histogram

Hall Lane coming from Long Stratton

from Wed-Oct-26-2022-02-00-AM to Wed-Feb-01-2023-02-59-PM

Date	Starting Hr:min	<15	15 to <20	20 to <25	25 to <30	30 to <35	35 to <40	40 to <45	45 to <50	50 to <55	55 to <60	60 to <65	65 to <70	70 to <75	75 to <80	80 to <85	85 to <90	90 to <95	95 to <100	100 to >105	Total Counts	Avg Speed (MPH)	85pet Speed	10MPH Pace	% in pace	# of Speeders	% Speeders	
15/12/2022	00:00	0	0	0	0	1	0	0	0	0	0	0	0	0	0	0	0	0	0	0	0	1	32	35	25 to 35	100.0	1	100.0
15/12/2022	01:00	0	0	0	0	0	0	0	0	0	0	0	0	0	0	0	0	0	0	0	0	0	0	0	*	*	*	*
15/12/2022	02:00	0	0	0	1	0	0	0	0	0	0	0	0	0	0	0	0	0	0	0	0	1	27	30	20 to 30	100.0	*	*
15/12/2022	03:00	0	0	1	1	0	0	0	0	0	0	0	0	0	0	0	0	0	0	0	0	2	24.5	30	20 to 30	100.0	*	*
15/12/2022	04:00	0	0	0	1	1	0	1	0	0	0	0	0	0	0	0	0	0	0	0	0	3	33.7	45	25 to 35	66.7	2	66.7
15/12/2022	05:00	0	0	0	3	3	0	0	0	0	0	0	0	0	0	0	0	0	0	0	0	6	29.7	33.3	25 to 35	100.0	3	50.0
15/12/2022	06:00	0	0	2	3	1	0	0	0	0	0	0	0	0	0	0	0	0	0	0	0	6	26.2	30	20 to 30	83.3	1	16.7
15/12/2022	07:00	0	3	10	15	2	1	0	0	0	0	0	0	0	0	0	0	0	0	0	0	31	25.3	29.3	20 to 30	80.6	3	9.7
15/12/2022	08:00	1	4	19	20	1	0	0	0	0	0	0	0	0	0	0	0	0	0	0	0	45	24.1	28.5	20 to 30	86.7	1	2.2
15/12/2022	09:00	3	4	19	18	0	1	0	0	0	0	0	0	0	0	0	0	0	0	0	0	45	23.2	28.3	20 to 30	82.2	1	2.2
15/12/2022	10:00	1	1	11	23	4	0	0	0	0	0	0	0	0	0	0	0	0	0	0	0	40	25.7	29.6	20 to 30	85.0	4	10.0
15/12/2022	11:00	2	3	10	18	5	1	0	0	0	0	0	0	0	0	0	0	0	0	0	0	39	25.1	30	20 to 30	71.8	6	15.4
15/12/2022	12:00	3	2	20	23	3	0	0	0	0	0	0	0	0	0	0	0	0	0	0	0	51	24.2	28.9	20 to 30	84.3	3	5.9
15/12/2022	13:00	1	2	18	36	3	1	0	0	0	0	0	0	0	0	0	0	0	0	0	0	61	25.7	29.3	20 to 30	88.5	4	6.6
15/12/2022	14:00	2	1	13	21	1	1	0	0	0	0	0	0	0	0	0	0	0	0	0	0	39	24.9	29	20 to 30	87.2	2	5.1
15/12/2022	15:00	3	4	27	28	2	1	0	0	0	0	0	0	0	0	0	0	0	0	0	0	65	24.3	28.8	20 to 30	84.6	3	4.6
15/12/2022	16:00	1	6	23	21	0	0	0	0	0	0	0	0	0	0	0	0	0	0	0	0	51	23.6	28.1	20 to 30	86.3	*	*
15/12/2022	17:00	3	3	16	26	2	0	0	0	0	0	0	0	0	0	0	0	0	0	0	0	50	24.3	28.8	20 to 30	84.0	2	4.0
15/12/2022	18:00	2	6	23	26	3	0	0	0	0	0	0	0	0	0	0	0	0	0	0	0	60	24.2	28.8	20 to 30	81.7	3	5.0
15/12/2022	19:00	1	3	15	9	2	0	0	0	0	0	0	0	0	0	0	0	0	0	0	0	30	23.6	28.9	20 to 30	80.0	2	6.7
15/12/2022	20:00	1	0	6	8	4	0	0	0	0	0	0	0	0	0	0	0	0	0	0	0	19	25.9	31.2	20 to 30	73.7	4	21.1
15/12/2022	21:00	1	1	11	7	1	0	0	0	0	0	0	0	0	0	0	0	0	0	0	0	21	23.4	28.6	20 to 30	85.7	1	4.8
15/12/2022	22:00	0	0	4	10	2	0	0	0	0	0	0	0	0	0	0	0	0	0	0	0	16	26.6	30	20 to 30	87.5	2	12.5
15/12/2022	23:00	0	0	3	0	1	0	0	0	0	0	0	0	0	0	0	0	0	0	0	0	4	24.8	25	15 to 25	75.0	1	25.0
24 Hr Summary		25	43	251	318	42	6	1	0	0	0	0	0	0	0	0	0	0	0	0	0	686	24.6	29.2	20 to 30	82.9	49	7.1

Incoming Histogram

Hall Lane coming from Long Stratton

from Wed-Oct-26-2022-02-00-AM to Wed-Feb-01-2023-02-59-PM

Date	Starting Hr:min	<15	15 to <20	20 to <25	25 to <30	30 to <35	35 to <40	40 to <45	45 to <50	50 to <55	55 to <60	60 to <65	65 to <70	70 to <75	75 to <80	80 to <85	85 to <90	90 to <95	95 to <100	100 to >105	Total Counts	Avg Speed (MPH)	85pet Speed	10MPH Pace	% in pace	# of Speeders	% Speeders	
16/12/2022	00:00	0	0	0	0	2	0	0	0	0	0	0	0	0	0	0	0	0	0	0	0	2	32	35	25 to 35	100.0	2	100.0
16/12/2022	01:00	0	0	0	0	0	0	0	0	0	0	0	0	0	0	0	0	0	0	0	0	0	0	0	*	*	*	*
16/12/2022	02:00	0	0	0	0	0	0	0	0	0	0	0	0	0	0	0	0	0	0	0	0	0	0	0	*	*	*	*
16/12/2022	03:00	0	0	0	1	0	0	0	0	0	0	0	0	0	0	0	0	0	0	0	0	1	27	30	20 to 30	100.0	*	*
16/12/2022	04:00	0	0	0	0	0	0	0	0	0	0	0	0	0	0	0	0	0	0	0	0	0	0	0	*	*	*	*
16/12/2022	05:00	0	0	1	4	1	0	0	0	0	0	0	0	0	0	0	0	0	0	0	0	6	27	30	20 to 30	83.3	1	16.7
16/12/2022	06:00	0	0	0	3	3	0	0	0	0	0	0	0	0	0	0	0	0	0	0	0	6	29.5	33.3	25 to 35	100.0	3	50.0
16/12/2022	07:00	5	3	11	15	1	0	0	0	0	0	0	0	0	0	0	0	0	0	0	0	35	22.4	28.7	20 to 30	74.3	1	2.9
16/12/2022	08:00	0	5	11	17	3	1	0	0	0	0	0	0	0	0	0	0	0	0	0	0	37	25.1	29.4	20 to 30	75.7	4	10.8
16/12/2022	09:00	2	2	8	20	7	0	0	0	0	0	0	0	0	0	0	0	0	0	0	0	39	25.6	30.7	20 to 30	71.8	7	17.9
16/12/2022	10:00	1	4	12	30	4	0	0	0	0	0	0	0	0	0	0	0	0	0	0	0	51	25.5	29.3	20 to 30	82.4	4	7.8
16/12/2022	11:00	2	0	13	28	3	0	0	0	0	0	0	0	0	0	0	0	0	0	0	0	46	25.6	29.3	20 to 30	89.1	3	6.5
16/12/2022	12:00	1	2	11	17	6	0	0	0	0	0	0	0	0	0	0	0	0	0	0	0	37	25.5	30	20 to 30	75.7	6	16.2
16/12/2022	13:00	5	2	13	34	8	0	0	0	0	0	0	0	0	0	0	0	0	0	0	0	62	25.2	29.9	20 to 30	75.8	8	12.9
16/12/2022	14:00	3	5	21	30	5	0	0	0	0	0	0	0	0	0	0	0	0	0	0	0	64	24.5	29.2	20 to 30	79.7	5	7.8
16/12/2022	15:00	5	3	23	30	2	0	0	0	0	0	0	0	0	0	0	0	0	0	0	0	63	24	28.8	20 to 30	84.1	2	3.2
16/12/2022	16:00	3	3	29	29	4	0	0	0	0	0	0	0	0	0	0	0	0	0	0	0	68	24.3	29	20 to 30	85.3	4	5.9
16/12/2022	17:00	1	6	19	22	3	2	0	0	0	0	0	0	0	0	0	0	0	0	0	0	53	24.8	29.3	20 to 30	77.4	5	9.4
16/12/2022	18:00	2	5	23	24	0	1	0	0	0	0	0	0	0	0	0	0	0	0	0	0	55	24	28.5	20 to 30	85.5	1	1.8
16/12/2022	19:00	0	1	6	12	1	0	0	0	0	0	0	0	0	0	0	0	0	0	0	0	20	25.5	29.2	20 to 30	90.0	1	5.0
16/12/2022	20:00	0	3	10	16	5	0	0	0	0	0	0	0	0	0	0	0	0	0	0	0	34	25.6	30	20 to 30	76.5	5	14.7
16/12/2022	21:00	0	1	5	6	2	0	2	0	0	0	0	0	0	0	0	0	0	0	0	0	16	27.4	35	20 to 30	68.8	4	25.0
16/12/2022	22:00	0	2	2	6	3	0	0	0	0	0	0	0	0	0	0	0	0	0	0	0	13	26.1	31.7	25 to 35	69.2	3	23.1
16/12/2022	23:00	0	0	2	6	0	0	0	0	0	0	0	0	0	0	0	0	0	0	0	0	8	25.8	29.2	20 to 30	100.0	*	*
24 Hr Summary		30	47	220	350	63	4	2	0	0	0	0	0	0	0	0	0	0	0	0	716	24.9	29.5	20 to 30	79.6	69	9.6	

Incoming Histogram

Hall Lane coming from Long Stratton

from Wed-Oct-26-2022-02-00-AM to Wed-Feb-01-2023-02-59-PM

Date	Starting Hr:min	<15	15 to <20	20 to <25	25 to <30	30 to <35	35 to <40	40 to <45	45 to <50	50 to <55	55 to <60	60 to <65	65 to <70	70 to <75	75 to <80	80 to <85	85 to <90	90 to <95	95 to <100	100 to >105	Total Counts	Avg Speed (MPH)	85pet Speed	10MPH Pace	% in pace	# of Speeders	% Speeders	
17/12/2022	00:00	0	0	2	1	2	1	0	0	0	0	0	0	0	0	0	0	0	0	0	0	6	28.7	35	20 to 30	50.0	3	50.0
17/12/2022	01:00	0	0	0	1	1	0	0	0	0	0	0	0	0	0	0	0	0	0	0	0	2	29.5	35	25 to 35	100.0	1	50.0
17/12/2022	02:00	0	0	0	0	0	0	0	0	0	0	0	0	0	0	0	0	0	0	0	0	0	0	0	*	*	*	*
17/12/2022	03:00	0	0	0	0	0	0	0	0	0	0	0	0	0	0	0	0	0	0	0	0	0	0	0	*	*	*	*
17/12/2022	04:00	0	0	0	1	0	0	0	0	0	0	0	0	0	0	0	0	0	0	0	0	1	27	30	20 to 30	100.0	*	*
17/12/2022	05:00	0	0	0	0	1	0	0	0	0	0	0	0	0	0	0	0	0	0	0	0	1	32	35	25 to 35	100.0	1	100.0
17/12/2022	06:00	0	0	1	1	0	0	0	0	0	0	0	0	0	0	0	0	0	0	0	0	2	24.5	30	20 to 30	100.0	*	*
17/12/2022	07:00	0	0	1	3	0	0	0	0	0	0	0	0	0	0	0	0	0	0	0	0	4	26	28.3	20 to 30	100.0	*	*
17/12/2022	08:00	1	2	3	5	0	0	0	0	0	0	0	0	0	0	0	0	0	0	0	0	11	22.5	28	20 to 30	72.7	*	*
17/12/2022	09:00	1	3	11	9	6	0	0	0	0	0	0	0	0	0	0	0	0	0	0	0	30	24.8	31.7	20 to 30	66.7	6	20.0
17/12/2022	10:00	2	1	12	17	3	0	0	0	0	0	0	0	0	0	0	0	0	0	0	0	35	24.6	29.4	20 to 30	82.9	3	8.6
17/12/2022	11:00	2	4	15	25	4	0	0	0	0	0	0	0	0	0	0	0	0	0	0	0	50	24.7	29.2	20 to 30	80.0	4	8.0
17/12/2022	12:00	3	1	8	25	6	1	0	0	0	0	0	0	0	0	0	0	0	0	0	0	44	26	30	20 to 30	75.0	7	15.9
17/12/2022	13:00	2	4	10	26	6	0	0	0	0	0	0	0	0	0	0	0	0	0	0	0	48	25.5	29.8	20 to 30	75.0	6	12.5
17/12/2022	14:00	0	1	8	27	6	0	0	0	0	0	0	0	0	0	0	0	0	0	0	0	42	26.8	30	20 to 30	83.3	6	14.3
17/12/2022	15:00	1	2	16	22	3	0	0	0	0	0	0	0	0	0	0	0	0	0	0	0	44	25.1	29.1	20 to 30	86.4	3	6.8
17/12/2022	16:00	0	4	14	33	1	0	0	0	0	0	0	0	0	0	0	0	0	0	0	0	52	25.3	28.9	20 to 30	90.4	1	1.9
17/12/2022	17:00	1	1	18	19	3	1	0	0	0	0	0	0	0	0	0	0	0	0	0	0	43	25.1	29.5	20 to 30	86.0	4	9.3
17/12/2022	18:00	2	4	17	22	5	1	0	0	0	0	0	0	0	0	0	0	0	0	0	0	51	24.9	29.5	20 to 30	76.5	6	11.8
17/12/2022	19:00	0	1	10	15	4	0	0	0	0	0	0	0	0	0	0	0	0	0	0	0	30	25.9	30	20 to 30	83.3	4	13.3
17/12/2022	20:00	0	0	7	11	4	1	0	0	0	0	0	0	0	0	0	0	0	0	0	0	23	27	32.5	20 to 30	78.3	5	21.7
17/12/2022	21:00	0	1	4	5	3	0	0	0	0	0	0	0	0	0	0	0	0	0	0	0	13	25.9	31.7	20 to 30	69.2	3	23.1
17/12/2022	22:00	0	2	6	3	2	0	0	0	0	0	0	0	0	0	0	0	0	0	0	0	13	24	30	20 to 30	69.2	2	15.4
17/12/2022	23:00	0	0	5	3	1	0	0	0	0	0	0	0	0	0	0	0	0	0	0	0	9	24.9	30	20 to 30	88.9	1	11.1
24 Hr Summary		15	31	168	274	61	5	0	0	0	0	0	0	0	0	0	0	0	0	0	0	554	25.4	29.7	20 to 30	79.8	66	11.9

Incoming Histogram

Hall Lane coming from Long Stratton

from Wed-Oct-26-2022-02-00-AM to Wed-Feb-01-2023-02-59-PM

Date	Starting Hr:min	<15	15 to <20	20 to <25	25 to <30	30 to <35	35 to <40	40 to <45	45 to <50	50 to <55	55 to <60	60 to <65	65 to <70	70 to <75	75 to <80	80 to <85	85 to <90	90 to <95	95 to <100	100 to >105	Total Counts	Avg Speed (MPH)	85pet Speed	10MPH Pace	% in pace	# of Speeders	% Speeders	
18/12/2022	00:00	0	1	2	3	0	1	0	0	0	0	0	0	0	0	0	0	0	0	0	0	7	25.6	30	20 to 30	71.4	1	14.3
18/12/2022	01:00	1	0	0	0	2	0	0	0	0	0	0	0	0	0	0	0	0	0	0	0	3	23.7	35	25 to 35	66.7	2	66.7
18/12/2022	02:00	0	0	0	0	0	0	0	0	0	0	0	0	0	0	0	0	0	0	0	0	0	0	0	*	*	*	*
18/12/2022	03:00	0	0	0	1	1	0	0	0	0	0	0	0	0	0	0	0	0	0	0	0	2	29.5	35	25 to 35	100.0	1	50.0
18/12/2022	04:00	0	0	1	0	0	0	0	0	0	0	0	0	0	0	0	0	0	0	0	0	1	22	25	15 to 25	100.0	*	*
18/12/2022	05:00	0	0	0	3	2	0	0	0	0	0	0	0	0	0	0	0	0	0	0	0	5	29	32.5	25 to 35	100.0	2	40.0
18/12/2022	06:00	0	0	0	0	0	0	0	0	0	0	0	0	0	0	0	0	0	0	0	0	0	0	0	*	*	*	*
18/12/2022	07:00	0	1	1	0	0	0	0	0	0	0	0	0	0	0	0	0	0	0	0	0	2	19.5	25	15 to 25	100.0	*	*
18/12/2022	08:00	0	0	3	2	2	0	0	0	0	0	0	0	0	0	0	0	0	0	0	0	7	26.3	32.5	20 to 30	71.4	2	28.6
18/12/2022	09:00	1	0	4	8	2	0	0	0	0	0	0	0	0	0	0	0	0	0	0	0	15	25.5	30	20 to 30	80.0	2	13.3
18/12/2022	10:00	0	1	10	5	5	1	0	0	0	0	0	0	0	0	0	0	0	0	0	0	22	26	33	20 to 30	68.2	6	27.3
18/12/2022	11:00	1	2	7	25	4	0	0	0	0	0	0	0	0	0	0	0	0	0	0	0	39	25.9	29.6	20 to 30	82.1	4	10.3
18/12/2022	12:00	0	1	8	30	3	1	0	0	0	0	0	0	0	0	0	0	0	0	0	0	43	26.7	29.7	20 to 30	88.4	4	9.3
18/12/2022	13:00	1	1	8	14	5	1	0	0	0	0	0	0	0	0	0	0	0	0	0	0	30	26.2	32	20 to 30	73.3	6	20.0
18/12/2022	14:00	0	1	7	13	2	1	0	0	0	0	0	0	0	0	0	0	0	0	0	0	24	26.2	29.6	20 to 30	83.3	3	12.5
18/12/2022	15:00	0	2	5	23	3	0	0	0	0	0	0	0	0	0	0	0	0	0	0	0	33	26.4	29.6	20 to 30	84.8	3	9.1
18/12/2022	16:00	1	1	11	19	3	0	0	0	0	0	0	0	0	0	0	0	0	0	0	0	35	25.4	29.5	20 to 30	85.7	3	8.6
18/12/2022	17:00	0	0	7	11	7	2	0	0	0	0	0	0	0	0	0	0	0	0	0	0	27	27.9	33.6	20 to 30	66.7	9	33.3
18/12/2022	18:00	0	1	8	8	2	0	0	0	0	0	0	0	0	0	0	0	0	0	0	0	19	25.2	29.4	20 to 30	84.2	2	10.5
18/12/2022	19:00	0	0	4	9	3	2	0	0	0	0	0	0	0	0	0	0	0	0	0	0	18	28	33.3	20 to 30	72.2	5	27.8
18/12/2022	20:00	0	0	5	6	3	0	0	0	0	0	0	0	0	0	0	0	0	0	0	0	14	26.6	31.7	20 to 30	78.6	3	21.4
18/12/2022	21:00	0	1	0	5	1	0	0	0	0	0	0	0	0	0	0	0	0	0	0	0	7	26.4	30	25 to 35	85.7	1	14.3
18/12/2022	22:00	0	0	1	3	0	0	0	0	0	0	0	0	0	0	0	0	0	0	0	0	4	25.8	28.3	20 to 30	100.0	*	*
18/12/2022	23:00	0	0	0	0	1	0	0	0	0	0	0	0	0	0	0	0	0	0	0	0	1	32	35	25 to 35	100.0	1	100.0
24 Hr Summary		5	13	92	188	51	9	0	0	0	0	0	0	0	0	0	0	0	0	0	0	358	26.3	30.6	20 to 30	78.2	60	16.8



Incoming Histogram

Hall Lane coming from Long Stratton

from Wed-Oct-26-2022-02-00-AM to Wed-Feb-01-2023-02-59-PM

Date	Starting Hr:min	<15	15 to <20	20 to <25	25 to <30	30 to <35	35 to <40	40 to <45	45 to <50	50 to <55	55 to <60	60 to <65	65 to <70	70 to <75	75 to <80	80 to <85	85 to <90	90 to <95	95 to <100	100 to >105	Total Counts	Avg Speed (MPH)	85pet Speed	10MPH Pace	% in pace	# of Speeders	% Speeders	
19/12/2022	00:00	0	1	0	1	1	0	0	0	0	0	0	0	0	0	0	0	0	0	0	0	3	25.3	35	25 to 35	66.7	1	33.3
19/12/2022	01:00	0	0	0	0	0	0	1	0	0	0	0	0	0	0	0	0	0	0	0	0	1	42	45	35 to 45	100.0	1	100.0
19/12/2022	02:00	0	0	0	0	0	0	0	0	0	0	0	0	0	0	0	0	0	0	0	0	0	0	0	*	*	*	*
19/12/2022	03:00	1	0	0	0	0	0	0	0	0	0	0	0	0	0	0	0	0	0	0	0	1	12	15	5 to 15	100.0	*	*
19/12/2022	04:00	0	0	0	1	2	0	0	0	0	0	0	0	0	0	0	0	0	0	0	0	3	30.3	35	25 to 35	100.0	2	66.7
19/12/2022	05:00	0	0	1	2	4	1	0	0	0	0	0	0	0	0	0	0	0	0	0	0	8	30.1	35	25 to 35	75.0	5	62.5
19/12/2022	06:00	1	0	0	3	2	0	0	0	0	0	0	0	0	0	0	0	0	0	0	0	6	26.2	32.5	25 to 35	83.3	2	33.3
19/12/2022	07:00	0	0	7	16	6	2	0	0	0	0	0	0	0	0	0	0	0	0	0	0	31	27.7	32.5	20 to 30	74.2	8	25.8
19/12/2022	08:00	1	2	5	11	3	0	0	0	0	0	0	0	0	0	0	0	0	0	0	0	22	25	30	20 to 30	72.7	3	13.6
19/12/2022	09:00	0	1	9	19	3	0	0	0	0	0	0	0	0	0	0	0	0	0	0	0	32	26	29.5	20 to 30	87.5	3	9.4
19/12/2022	10:00	2	4	9	15	3	0	0	0	0	0	0	0	0	0	0	0	0	0	0	0	33	24.2	29.3	20 to 30	72.7	3	9.1
19/12/2022	11:00	4	5	17	17	4	0	0	0	0	0	0	0	0	0	0	0	0	0	0	0	47	23.5	29.1	20 to 30	72.3	4	8.5
19/12/2022	12:00	1	4	14	19	6	1	0	0	0	0	0	0	0	0	0	0	0	0	0	0	45	25.4	30	20 to 30	73.3	7	15.6
19/12/2022	13:00	4	4	7	28	6	0	0	0	0	0	0	0	0	0	0	0	0	0	0	0	49	24.9	29.8	20 to 30	71.4	6	12.2
19/12/2022	14:00	1	6	15	29	2	0	0	0	0	0	0	0	0	0	0	0	0	0	0	0	53	24.7	29	20 to 30	83.0	2	3.8
19/12/2022	15:00	5	8	18	26	2	0	0	0	0	0	0	0	0	0	0	0	0	0	0	0	59	23.2	28.7	20 to 30	74.6	2	3.4
19/12/2022	16:00	1	4	22	25	1	0	0	0	0	0	0	0	0	0	0	0	0	0	0	0	53	24.3	28.6	20 to 30	88.7	1	1.9
19/12/2022	17:00	0	3	16	29	5	0	0	0	0	0	0	0	0	0	0	0	0	0	0	0	53	25.7	29.5	20 to 30	84.9	5	9.4
19/12/2022	18:00	1	1	12	28	8	1	0	0	0	0	0	0	0	0	0	0	0	0	0	0	51	26.7	30.6	20 to 30	78.4	9	17.6
19/12/2022	19:00	0	0	5	7	4	0	0	0	0	0	0	0	0	0	0	0	0	0	0	0	16	26.8	32.5	20 to 30	75.0	4	25.0
19/12/2022	20:00	1	0	4	7	3	1	0	0	0	0	0	0	0	0	0	0	0	0	0	0	16	26.6	33.3	20 to 30	68.8	4	25.0
19/12/2022	21:00	0	0	1	4	5	0	0	0	0	0	0	0	0	0	0	0	0	0	0	0	10	29.1	33	25 to 35	90.0	5	50.0
19/12/2022	22:00	0	1	0	3	0	0	0	0	0	0	0	0	0	0	0	0	0	0	0	0	4	24.5	28.3	20 to 30	75.0	*	*
19/12/2022	23:00	0	0	0	2	4	0	0	0	0	0	0	0	0	0	0	0	0	0	0	0	6	30.5	33.8	25 to 35	100.0	4	66.7
24 Hr Summary		23	44	162	292	74	6	1	0	0	0	0	0	0	0	0	0	0	0	0	0	602	25.3	29.8	20 to 30	75.4	81	13.5

Incoming Histogram

Hall Lane coming from Long Stratton

from Wed-Oct-26-2022-02-00-AM to Wed-Feb-01-2023-02-59-PM

Date	Starting Hr:min	<15	15 to <20	20 to <25	25 to <30	30 to <35	35 to <40	40 to <45	45 to <50	50 to <55	55 to <60	60 to <65	65 to <70	70 to <75	75 to <80	80 to <85	85 to <90	90 to <95	95 to <100	100 to >105	Total Counts	Avg Speed (MPH)	85pet Speed	10MPH Pace	% in pace	# of Speeders	% Speeders	
20/12/2022	00:00	0	0	0	1	0	0	0	0	0	0	0	0	0	0	0	0	0	0	0	0	1	27	30	20 to 30	100.0	*	*
20/12/2022	01:00	0	0	0	0	0	0	0	0	0	0	0	0	0	0	0	0	0	0	0	0	0	0	0	*	*	*	*
20/12/2022	02:00	0	0	0	0	1	0	0	0	0	0	0	0	0	0	0	0	0	0	0	0	1	32	35	25 to 35	100.0	1	100.0
20/12/2022	03:00	0	0	0	1	0	0	0	0	0	0	0	0	0	0	0	0	0	0	0	0	1	27	30	20 to 30	100.0	*	*
20/12/2022	04:00	0	0	0	0	1	0	0	0	0	0	0	0	0	0	0	0	0	0	0	0	1	32	35	25 to 35	100.0	1	100.0
20/12/2022	05:00	0	0	0	3	1	0	1	0	0	0	0	0	0	0	0	0	0	0	0	0	5	31	35	25 to 35	80.0	2	40.0
20/12/2022	06:00	2	0	2	4	3	0	0	0	0	0	0	0	0	0	0	0	0	0	0	0	11	23.8	31.7	25 to 35	63.6	3	27.3
20/12/2022	07:00	1	1	5	12	5	0	0	0	0	0	0	0	0	0	0	0	0	0	0	0	24	26.2	31	20 to 30	70.8	5	20.8
20/12/2022	08:00	1	0	4	10	6	0	0	0	0	0	0	0	0	0	0	0	0	0	0	0	21	26.7	32.5	25 to 35	76.2	6	28.6
20/12/2022	09:00	3	2	9	21	6	0	0	0	0	0	0	0	0	0	0	0	0	0	0	0	41	25.2	30	20 to 30	73.2	6	14.6
20/12/2022	10:00	3	1	13	27	2	1	0	0	0	0	0	0	0	0	0	0	0	0	0	0	47	25.1	29.3	20 to 30	85.1	3	6.4
20/12/2022	11:00	6	2	11	24	3	1	0	0	0	0	0	0	0	0	0	0	0	0	0	0	47	24	29.4	20 to 30	74.5	4	8.5
20/12/2022	12:00	4	1	13	26	4	1	0	0	0	0	0	0	0	0	0	0	0	0	0	0	49	24.9	29.6	20 to 30	79.6	5	10.2
20/12/2022	13:00	3	3	21	20	7	1	0	0	0	0	0	0	0	0	0	0	0	0	0	0	55	24.8	30	20 to 30	74.5	8	14.5
20/12/2022	14:00	0	2	16	21	4	0	0	0	0	0	0	0	0	0	0	0	0	0	0	0	43	25.5	29.5	20 to 30	86.0	4	9.3
20/12/2022	15:00	0	1	12	31	4	0	0	0	0	0	0	0	0	0	0	0	0	0	0	0	48	26.3	29.5	20 to 30	89.6	4	8.3
20/12/2022	16:00	4	4	13	31	4	1	0	0	0	0	0	0	0	0	0	0	0	0	0	0	57	25	29.4	20 to 30	77.2	5	8.8
20/12/2022	17:00	1	4	18	29	4	0	0	0	0	0	0	0	0	0	0	0	0	0	0	0	56	25	29.3	20 to 30	83.9	4	7.1
20/12/2022	18:00	0	4	10	23	7	1	0	0	0	0	0	0	0	0	0	0	0	0	0	0	45	26.3	30.7	20 to 30	73.3	8	17.8
20/12/2022	19:00	0	0	10	8	5	0	0	0	0	0	0	0	0	0	0	0	0	0	0	0	23	26.1	32	20 to 30	78.3	5	21.7
20/12/2022	20:00	1	2	5	8	3	0	0	0	0	0	0	0	0	0	0	0	0	0	0	0	19	24.5	30	20 to 30	68.4	3	15.8
20/12/2022	21:00	3	1	3	6	0	0	0	0	0	0	0	0	0	0	0	0	0	0	0	0	13	20.9	28.3	20 to 30	69.2	*	*
20/12/2022	22:00	0	0	1	3	1	0	0	0	0	0	0	0	0	0	0	0	0	0	0	0	5	27	30	20 to 30	80.0	1	20.0
20/12/2022	23:00	0	0	2	2	1	2	0	0	0	0	0	0	0	0	0	0	0	0	0	0	7	29.1	37.5	20 to 30	57.1	3	42.9
24 Hr Summary		32	28	168	311	72	8	1	0	0	0	0	0	0	0	0	0	0	0	0	620	25.3	29.8	20 to 30	77.3	81	13.1	

Incoming Histogram

Hall Lane coming from Long Stratton

from Wed-Oct-26-2022-02-00-AM to Wed-Feb-01-2023-02-59-PM

Date	Starting Hr:min	<15	15 to <20	20 to <25	25 to <30	30 to <35	35 to <40	40 to <45	45 to <50	50 to <55	55 to <60	60 to <65	65 to <70	70 to <75	75 to <80	80 to <85	85 to <90	90 to <95	95 to <100	100 to >105	Total Counts	Avg Speed (MPH)	85pet Speed	10MPH Pace	% in pace	# of Speeders	% Speeders	
21/12/2022	00:00	0	0	0	3	0	0	0	0	0	0	0	0	0	0	0	0	0	0	0	0	3	27	30	20 to 30	100.0	*	*
21/12/2022	01:00	0	0	0	1	0	0	0	0	0	0	0	0	0	0	0	0	0	0	0	0	1	27	30	20 to 30	100.0	*	*
21/12/2022	02:00	0	0	0	0	1	0	0	0	0	0	0	0	0	0	0	0	0	0	0	0	1	32	35	25 to 35	100.0	1	100.0
21/12/2022	03:00	0	0	0	0	0	0	0	0	0	0	0	0	0	0	0	0	0	0	0	0	0	0	0	*	*	*	*
21/12/2022	04:00	0	0	0	0	0	0	0	0	0	0	0	0	0	0	0	0	0	0	0	0	0	0	0	*	*	*	*
21/12/2022	05:00	0	0	0	0	3	0	1	0	0	0	0	0	0	0	0	0	0	0	0	0	4	34.5	35	25 to 35	75.0	4	100.0
21/12/2022	06:00	0	0	0	5	2	0	0	0	0	0	0	0	0	0	0	0	0	0	0	0	7	28.7	32.5	25 to 35	100.0	2	28.6
21/12/2022	07:00	0	0	2	15	4	0	0	0	0	0	0	0	0	0	0	0	0	0	0	0	21	27.8	31.2	25 to 35	90.5	4	19.0
21/12/2022	08:00	0	2	5	15	4	2	0	0	0	0	0	0	0	0	0	0	0	0	0	0	28	27	32.5	20 to 30	71.4	6	21.4
21/12/2022	09:00	1	2	12	17	1	0	0	0	0	0	0	0	0	0	0	0	0	0	0	0	33	24.5	28.8	20 to 30	87.9	1	3.0
21/12/2022	10:00	3	6	22	16	4	1	0	0	0	0	0	0	0	0	0	0	0	0	0	0	52	23.6	29.1	20 to 30	73.1	5	9.6
21/12/2022	11:00	1	6	18	22	2	0	0	0	0	0	0	0	0	0	0	0	0	0	0	0	49	24	28.9	20 to 30	81.6	2	4.1
21/12/2022	12:00	0	5	16	24	6	2	0	0	0	0	0	0	0	0	0	0	0	0	0	0	53	25.8	30	20 to 30	75.5	8	15.1
21/12/2022	13:00	0	5	14	30	6	0	0	0	0	0	0	0	0	0	0	0	0	0	0	0	55	25.7	29.7	20 to 30	80.0	6	10.9
21/12/2022	14:00	0	4	12	23	5	0	0	0	0	0	0	0	0	0	0	0	0	0	0	0	44	25.6	29.6	20 to 30	79.5	5	11.4
21/12/2022	15:00	1	3	10	26	6	2	0	0	0	0	0	0	0	0	0	0	0	0	0	0	48	26.4	30.8	20 to 30	75.0	8	16.7
21/12/2022	16:00	2	3	19	34	2	0	0	0	0	0	0	0	0	0	0	0	0	0	0	0	60	25	29	20 to 30	88.3	2	3.3
21/12/2022	17:00	6	2	17	27	5	0	0	0	0	0	0	0	0	0	0	0	0	0	0	0	57	24.4	29.3	20 to 30	77.2	5	8.8
21/12/2022	18:00	1	5	12	21	2	1	0	0	0	0	0	0	0	0	0	0	0	0	0	0	42	24.7	29.3	20 to 30	78.6	3	7.1
21/12/2022	19:00	1	1	4	11	8	0	0	0	0	0	0	0	0	0	0	0	0	0	0	0	25	26.8	32.5	25 to 35	76.0	8	32.0
21/12/2022	20:00	1	4	10	11	2	0	0	0	0	0	0	0	0	0	0	0	0	0	0	0	28	23.8	29.1	20 to 30	75.0	2	7.1
21/12/2022	21:00	0	0	4	7	4	1	0	0	0	0	0	0	0	0	0	0	0	0	0	0	16	27.8	33.8	20 to 30	68.8	5	31.3
21/12/2022	22:00	0	0	4	6	0	0	0	0	0	0	0	0	0	0	0	0	0	0	0	0	10	25.3	28.3	20 to 30	100.0	*	*
21/12/2022	23:00	0	0	3	2	0	0	0	0	0	0	0	0	0	0	0	0	0	0	0	0	5	24	27.5	20 to 30	100.0	*	*
24 Hr Summary		17	48	184	316	67	9	1	0	0	0	0	0	0	0	0	0	0	0	0	0	642	25.4	29.7	20 to 30	77.9	77	12.0

Incoming Histogram

Hall Lane coming from Long Stratton

from Wed-Oct-26-2022-02-00-AM to Wed-Feb-01-2023-02-59-PM

Date	Starting Hr:min	<15	15 to <20	20 to <25	25 to <30	30 to <35	35 to <40	40 to <45	45 to <50	50 to <55	55 to <60	60 to <65	65 to <70	70 to <75	75 to <80	80 to <85	85 to <90	90 to <95	95 to <100	100 to >105	Total Counts	Avg Speed (MPH)	85pet Speed	10MPH Pace	% in pace	# of Speeders	% Speeders	
22/12/2022	00:00	0	0	0	3	0	0	0	0	0	0	0	0	0	0	0	0	0	0	0	0	3	27.3	30	20 to 30	100.0	*	*
22/12/2022	01:00	0	0	0	0	0	0	0	0	0	0	0	0	0	0	0	0	0	0	0	0	0	0	0	*	*	*	*
22/12/2022	02:00	0	0	0	1	0	0	0	0	0	0	0	0	0	0	0	0	0	0	0	0	1	27	30	20 to 30	100.0	*	*
22/12/2022	03:00	0	0	0	0	0	0	0	0	0	0	0	0	0	0	0	0	0	0	0	0	0	0	0	*	*	*	*
22/12/2022	04:00	0	0	0	0	0	1	0	0	0	0	0	0	0	0	0	0	0	0	0	0	1	37	40	30 to 40	100.0	1	100.0
22/12/2022	05:00	0	0	1	3	3	0	0	0	0	0	0	0	0	0	0	0	0	0	0	0	7	28.4	33.3	25 to 35	85.7	3	42.9
22/12/2022	06:00	0	0	1	3	0	0	0	0	0	0	0	0	0	0	0	0	0	0	0	0	4	25.8	28.3	20 to 30	100.0	*	*
22/12/2022	07:00	0	1	2	12	1	1	0	0	0	0	0	0	0	0	0	0	0	0	0	0	17	26.9	29.6	20 to 30	82.4	2	11.8
22/12/2022	08:00	0	4	1	12	6	0	0	0	0	0	0	0	0	0	0	0	0	0	0	0	23	26.6	32.5	25 to 35	78.3	6	26.1
22/12/2022	09:00	1	3	1	15	7	0	0	0	0	0	0	0	0	0	0	0	0	0	0	0	27	26.6	32.1	25 to 35	81.5	7	25.9
22/12/2022	10:00	0	0	21	22	3	1	0	0	0	0	0	0	0	0	0	0	0	0	0	0	47	25.6	29.3	20 to 30	91.5	4	8.5
22/12/2022	11:00	0	1	9	19	5	3	0	0	0	0	0	0	0	0	0	0	0	0	0	0	37	27.3	32	20 to 30	75.7	8	21.6
22/12/2022	12:00	4	3	12	21	4	0	0	0	0	0	0	0	0	0	0	0	0	0	0	0	44	24.3	29.3	20 to 30	75.0	4	9.1
22/12/2022	13:00	0	3	19	28	4	0	0	0	0	0	0	0	0	0	0	0	0	0	0	0	54	25.4	29.3	20 to 30	87.0	4	7.4
22/12/2022	14:00	2	5	21	28	3	0	0	0	0	0	0	0	0	0	0	0	0	0	0	0	59	24.5	28.9	20 to 30	83.1	3	5.1
22/12/2022	15:00	1	3	12	14	6	0	0	0	0	0	0	0	0	0	0	0	0	0	0	0	36	25.2	30.8	20 to 30	72.2	6	16.7
22/12/2022	16:00	1	7	21	27	6	0	0	0	0	0	0	0	0	0	0	0	0	0	0	0	62	24.7	29.4	20 to 30	77.4	6	9.7
22/12/2022	17:00	2	4	15	22	1	0	0	0	0	0	0	0	0	0	0	0	0	0	0	0	44	24	28.6	20 to 30	84.1	1	2.3
22/12/2022	18:00	0	5	20	16	4	0	0	0	0	0	0	0	0	0	0	0	0	0	0	0	45	24.4	29.1	20 to 30	80.0	4	8.9
22/12/2022	19:00	1	0	12	11	6	0	0	0	0	0	0	0	0	0	0	0	0	0	0	0	30	25.8	31.7	20 to 30	76.7	6	20.0
22/12/2022	20:00	0	1	5	10	4	0	0	0	0	0	0	0	0	0	0	0	0	0	0	0	20	26.5	31.2	20 to 30	75.0	4	20.0
22/12/2022	21:00	0	0	2	10	1	0	0	0	0	0	0	0	0	0	0	0	0	0	0	0	13	26.8	29.5	20 to 30	92.3	1	7.7
22/12/2022	22:00	0	0	2	6	2	0	0	0	0	0	0	0	0	0	0	0	0	0	0	0	10	27.1	30	20 to 30	80.0	2	20.0
22/12/2022	23:00	0	0	1	4	0	0	0	0	0	0	0	0	0	0	0	0	0	0	0	0	5	26.2	28.8	20 to 30	100.0	*	*
24 Hr Summary		12	40	178	287	66	6	0	0	0	0	0	0	0	0	0	0	0	0	0	0	589	25.4	29.7	20 to 30	78.9	72	12.2

Incoming Histogram

Hall Lane coming from Long Stratton

from Wed-Oct-26-2022-02-00-AM to Wed-Feb-01-2023-02-59-PM

Date	Starting Hr:min	<15	15 to <20	20 to <25	25 to <30	30 to <35	35 to <40	40 to <45	45 to <50	50 to <55	55 to <60	60 to <65	65 to <70	70 to <75	75 to <80	80 to <85	85 to <90	90 to <95	95 to <100	100 to >105	Total Counts	Avg Speed (MPH)	85pet Speed	10MPH Pace	% in pace	# of Speeders	% Speeders	
23/12/2022	00:00	0	0	0	0	1	0	0	0	0	0	0	0	0	0	0	0	0	0	0	0	1	32	35	25 to 35	100.0	1	100.0
23/12/2022	01:00	0	0	0	0	0	0	0	0	0	0	0	0	0	0	0	0	0	0	0	0	0	0	0	*	*	*	*
23/12/2022	02:00	0	0	0	0	0	0	0	0	0	0	0	0	0	0	0	0	0	0	0	0	0	0	0	*	*	*	*
23/12/2022	03:00	0	0	0	0	0	0	0	0	0	0	0	0	0	0	0	0	0	0	0	0	0	0	0	*	*	*	*
23/12/2022	04:00	0	0	0	1	0	0	0	0	0	0	0	0	0	0	0	0	0	0	0	0	1	27	30	20 to 30	100.0	*	*
23/12/2022	05:00	0	0	0	1	2	1	0	0	0	0	0	0	0	0	0	0	0	0	0	0	4	32	35	25 to 35	75.0	3	75.0
23/12/2022	06:00	0	0	1	4	2	0	0	0	0	0	0	0	0	0	0	0	0	0	0	0	7	27.7	32.5	25 to 35	85.7	2	28.6
23/12/2022	07:00	1	0	3	9	2	0	0	0	0	0	0	0	0	0	0	0	0	0	0	0	15	25.5	30	20 to 30	80.0	2	13.3
23/12/2022	08:00	1	1	6	7	3	0	0	0	0	0	0	0	0	0	0	0	0	0	0	0	18	24.9	30	20 to 30	72.2	3	16.7
23/12/2022	09:00	0	2	13	16	5	0	0	0	0	0	0	0	0	0	0	0	0	0	0	0	36	25.6	30	20 to 30	80.6	5	13.9
23/12/2022	10:00	1	2	21	19	2	0	0	0	0	0	0	0	0	0	0	0	0	0	0	0	45	24.4	28.7	20 to 30	88.9	2	4.4
23/12/2022	11:00	2	3	12	17	3	0	0	0	0	0	0	0	0	0	0	0	0	0	0	0	37	24.3	29.1	20 to 30	78.4	3	8.1
23/12/2022	12:00	2	5	13	23	3	1	0	0	0	0	0	0	0	0	0	0	0	0	0	0	47	24.6	29.3	20 to 30	76.6	4	8.5
23/12/2022	13:00	4	1	14	26	5	1	0	0	0	0	0	0	0	0	0	0	0	0	0	0	51	25.2	29.6	20 to 30	78.4	6	11.8
23/12/2022	14:00	2	3	22	24	3	0	0	0	0	0	0	0	0	0	0	0	0	0	0	0	54	24.4	29	20 to 30	85.2	3	5.6
23/12/2022	15:00	2	4	22	25	3	0	0	0	0	0	0	0	0	0	0	0	0	0	0	0	56	24.4	29	20 to 30	83.9	3	5.4
23/12/2022	16:00	1	4	20	34	7	0	0	0	0	0	0	0	0	0	0	0	0	0	0	0	66	25.5	29.6	20 to 30	81.8	7	10.6
23/12/2022	17:00	1	7	12	27	3	0	0	0	0	0	0	0	0	0	0	0	0	0	0	0	50	24.6	29.1	20 to 30	78.0	3	6.0
23/12/2022	18:00	0	2	10	12	4	0	0	0	0	0	0	0	0	0	0	0	0	0	0	0	28	25.5	30	20 to 30	78.6	4	14.3
23/12/2022	19:00	1	3	15	28	9	1	0	0	0	0	0	0	0	0	0	0	0	0	0	0	57	26.2	30.6	20 to 30	75.4	10	17.5
23/12/2022	20:00	0	1	11	13	5	1	0	0	0	0	0	0	0	0	0	0	0	0	0	0	31	26.3	31	20 to 30	77.4	6	19.4
23/12/2022	21:00	0	0	4	10	2	0	0	0	0	0	0	0	0	0	0	0	0	0	0	0	16	26.6	30	20 to 30	87.5	2	12.5
23/12/2022	22:00	0	1	3	4	4	1	0	0	0	0	0	0	0	0	0	0	0	0	0	0	13	27.5	33.8	25 to 35	61.5	5	38.5
23/12/2022	23:00	0	0	1	9	1	0	0	0	0	0	0	0	0	0	0	0	0	0	0	0	11	27.3	29.4	20 to 30	90.9	1	9.1
24 Hr Summary		18	39	203	309	69	6	0	0	0	0	0	0	0	0	0	0	0	0	0	0	644	25.3	29.6	20 to 30	79.5	75	11.6

Incoming Histogram

Hall Lane coming from Long Stratton

from Wed-Oct-26-2022-02-00-AM to Wed-Feb-01-2023-02-59-PM

Date	Starting Hr:min	<15	15 to <20	20 to <25	25 to <30	30 to <35	35 to <40	40 to <45	45 to <50	50 to <55	55 to <60	60 to <65	65 to <70	70 to <75	75 to <80	80 to <85	85 to <90	90 to <95	95 to <100	100 to >105	Total Counts	Avg Speed (MPH)	85pet Speed	10MPH Pace	% in pace	# of Speeders	% Speeders	
24/12/2022	00:00	0	0	0	2	1	0	0	0	0	0	0	0	0	0	0	0	0	0	0	0	3	28.7	35	25 to 35	100.0	1	33.3
24/12/2022	01:00	0	0	0	0	0	0	0	0	0	0	0	0	0	0	0	0	0	0	0	0	0	0	0	*	*	*	*
24/12/2022	02:00	0	0	0	0	0	0	0	0	0	0	0	0	0	0	0	0	0	0	0	0	0	0	0	*	*	*	*
24/12/2022	03:00	0	0	0	0	1	1	0	0	0	0	0	0	0	0	0	0	0	0	0	0	2	34.5	40	30 to 40	100.0	2	100.0
24/12/2022	04:00	0	0	0	1	1	0	0	0	0	0	0	0	0	0	0	0	0	0	0	0	2	29.5	35	25 to 35	100.0	1	50.0
24/12/2022	05:00	0	0	0	3	0	0	0	0	0	0	0	0	0	0	0	0	0	0	0	0	3	27	30	20 to 30	100.0	*	*
24/12/2022	06:00	0	0	0	1	0	0	0	0	0	0	0	0	0	0	0	0	0	0	0	0	1	27	30	20 to 30	100.0	*	*
24/12/2022	07:00	0	0	3	8	1	0	0	0	0	0	0	0	0	0	0	0	0	0	0	0	12	26.3	29.4	20 to 30	91.7	1	8.3
24/12/2022	08:00	0	0	2	11	2	1	0	0	0	0	0	0	0	0	0	0	0	0	0	0	16	27.9	32.5	20 to 30	81.3	3	18.8
24/12/2022	09:00	2	0	8	12	7	1	0	0	0	0	0	0	0	0	0	0	0	0	0	0	30	26.1	32.9	20 to 30	66.7	8	26.7
24/12/2022	10:00	0	1	8	27	4	0	0	0	0	0	0	0	0	0	0	0	0	0	0	0	40	26.6	29.6	20 to 30	87.5	4	10.0
24/12/2022	11:00	3	4	10	24	3	0	0	0	0	0	0	0	0	0	0	0	0	0	0	0	44	24.6	29.2	20 to 30	77.3	3	6.8
24/12/2022	12:00	1	0	14	26	6	0	0	0	0	0	0	0	0	0	0	0	0	0	0	0	47	26.2	29.8	20 to 30	85.1	6	12.8
24/12/2022	13:00	1	3	9	15	10	0	0	0	0	0	0	0	0	0	0	0	0	0	0	0	38	26.3	32	25 to 35	65.8	10	26.3
24/12/2022	14:00	5	5	10	28	8	1	0	0	0	0	0	0	0	0	0	0	0	0	0	0	57	25	30	20 to 30	66.7	9	15.8
24/12/2022	15:00	1	2	12	27	14	0	0	0	0	0	0	0	0	0	0	0	0	0	0	0	56	26.8	32.1	25 to 35	73.2	14	25.0
24/12/2022	16:00	0	2	9	15	9	0	0	0	0	0	0	0	0	0	0	0	0	0	0	0	35	26.7	32.2	20 to 30	68.6	9	25.7
24/12/2022	17:00	0	0	13	24	8	1	0	0	0	0	0	0	0	0	0	0	0	0	0	0	46	26.9	31.2	20 to 30	80.4	9	19.6
24/12/2022	18:00	0	2	7	16	3	0	0	0	0	0	0	0	0	0	0	0	0	0	0	0	28	25.8	29.7	20 to 30	82.1	3	10.7
24/12/2022	19:00	1	1	4	17	6	0	1	0	0	0	0	0	0	0	0	0	0	0	0	0	30	27.2	32.5	25 to 35	76.7	7	23.3
24/12/2022	20:00	0	0	1	12	5	0	0	0	0	0	0	0	0	0	0	0	0	0	0	0	18	28.4	32	25 to 35	94.4	5	27.8
24/12/2022	21:00	1	1	2	4	2	1	0	0	0	0	0	0	0	0	0	0	0	0	0	0	11	25.6	32.5	20 to 30	54.5	3	27.3
24/12/2022	22:00	0	0	3	1	2	1	0	0	0	0	0	0	0	0	0	0	0	0	0	0	7	27.9	35	20 to 30	57.1	3	42.9
24/12/2022	23:00	0	0	0	3	1	0	0	0	0	0	0	0	0	0	0	0	0	0	0	0	4	28.3	30	25 to 35	100.0	1	25.0
24 Hr Summary		15	21	115	277	94	7	1	0	0	0	0	0	0	0	0	0	0	0	0	0	530	26.4	31.2	20 to 30	74.0	102	19.2

Incoming Histogram

Hall Lane coming from Long Stratton

from Wed-Oct-26-2022-02-00-AM to Wed-Feb-01-2023-02-59-PM

Date	Starting Hr:min	<15	15 to <20	20 to <25	25 to <30	30 to <35	35 to <40	40 to <45	45 to <50	50 to <55	55 to <60	60 to <65	65 to <70	70 to <75	75 to <80	80 to <85	85 to <90	90 to <95	95 to <100	100 to >105	Total Counts	Avg Speed (MPH)	85pet Speed	10MPH Pace	% in pace	# of Speeders	% Speeders	
25/12/2022	00:00	0	0	0	1	1	0	1	0	0	0	0	0	0	0	0	0	0	0	0	0	3	33.7	45	25 to 35	66.7	2	66.7
25/12/2022	01:00	0	0	0	0	1	0	0	0	0	0	0	0	0	0	0	0	0	0	0	0	1	32	35	25 to 35	100.0	1	100.0
25/12/2022	02:00	0	0	0	1	0	0	0	0	0	0	0	0	0	0	0	0	0	0	0	0	1	27	30	20 to 30	100.0	*	*
25/12/2022	03:00	0	0	0	0	0	0	0	0	0	0	0	0	0	0	0	0	0	0	0	0	0	0	0	*	*	*	*
25/12/2022	04:00	0	0	0	0	0	0	0	0	0	0	0	0	0	0	0	0	0	0	0	0	0	0	0	*	*	*	*
25/12/2022	05:00	0	0	0	0	0	0	0	0	0	0	0	0	0	0	0	0	0	0	0	0	0	0	0	*	*	*	*
25/12/2022	06:00	0	0	0	1	1	0	0	0	0	0	0	0	0	0	0	0	0	0	0	0	2	29.5	35	25 to 35	100.0	1	50.0
25/12/2022	07:00	0	0	0	2	0	0	0	0	0	0	0	0	0	0	0	0	0	0	0	0	2	27.5	30	20 to 30	100.0	*	*
25/12/2022	08:00	0	0	0	5	2	0	0	0	0	0	0	0	0	0	0	0	0	0	0	0	7	28.6	32.5	25 to 35	100.0	2	28.6
25/12/2022	09:00	0	1	2	5	5	0	0	0	0	0	0	0	0	0	0	0	0	0	0	0	13	27.5	33	25 to 35	76.9	5	38.5
25/12/2022	10:00	0	0	2	16	8	0	0	0	0	0	0	0	0	0	0	0	0	0	0	0	26	28.5	32.5	25 to 35	92.3	8	30.8
25/12/2022	11:00	2	1	8	14	9	1	1	0	0	0	0	0	0	0	0	0	0	0	0	0	36	26.8	33.3	25 to 35	63.9	11	30.6
25/12/2022	12:00	0	1	13	14	10	0	0	0	0	0	0	0	0	0	0	0	0	0	0	0	38	26.7	32	20 to 30	71.1	10	26.3
25/12/2022	13:00	1	0	3	10	9	0	0	0	0	0	0	0	0	0	0	0	0	0	0	0	23	28	33.3	25 to 35	82.6	9	39.1
25/12/2022	14:00	0	0	3	9	2	0	0	0	0	0	0	0	0	0	0	0	0	0	0	0	14	26.9	30	20 to 30	85.7	2	14.3
25/12/2022	15:00	0	0	1	2	2	1	0	0	0	0	0	0	0	0	0	0	0	0	0	0	6	29.5	35	25 to 35	66.7	3	50.0
25/12/2022	16:00	0	2	4	7	1	0	0	0	0	0	0	0	0	0	0	0	0	0	0	0	14	24.6	29.3	20 to 30	78.6	1	7.1
25/12/2022	17:00	1	0	3	13	3	1	0	0	0	0	0	0	0	0	0	0	0	0	0	0	21	27	31.7	20 to 30	76.2	4	19.0
25/12/2022	18:00	0	0	2	11	1	0	0	0	0	0	0	0	0	0	0	0	0	0	0	0	14	26.9	29.5	20 to 30	92.9	1	7.1
25/12/2022	19:00	0	2	6	8	5	1	0	0	0	0	0	0	0	0	0	0	0	0	0	0	22	26.5	33	20 to 30	63.6	6	27.3
25/12/2022	20:00	1	0	2	3	1	0	0	0	0	0	0	0	0	0	0	0	0	0	0	0	7	24.1	30	20 to 30	71.4	1	14.3
25/12/2022	21:00	0	1	3	6	1	0	0	0	0	0	0	0	0	0	0	0	0	0	0	0	11	25.3	29.2	20 to 30	81.8	1	9.1
25/12/2022	22:00	0	0	2	3	2	0	0	0	0	0	0	0	0	0	0	0	0	0	0	0	7	27	32.5	20 to 30	71.4	2	28.6
25/12/2022	23:00	0	0	1	3	0	1	0	0	0	0	0	0	0	0	0	0	0	0	0	0	5	28.2	30	20 to 30	80.0	1	20.0
24 Hr Summary		5	8	55	134	64	5	2	0	0	0	0	0	0	0	0	0	0	0	0	0	273	27.1	32.3	25 to 35	72.5	71	26.0

Incoming Histogram

Hall Lane coming from Long Stratton

from Wed-Oct-26-2022-02-00-AM to Wed-Feb-01-2023-02-59-PM

Date	Starting Hr:min	<15	15 to <20	20 to <25	25 to <30	30 to <35	35 to <40	40 to <45	45 to <50	50 to <55	55 to <60	60 to <65	65 to <70	70 to <75	75 to <80	80 to <85	85 to <90	90 to <95	95 to <100	100 to >105	Total Counts	Avg Speed (MPH)	85pet Speed	10MPH Pace	% in pace	# of Speeders	% Speeders	
26/12/2022	00:00	0	0	0	0	1	0	0	0	0	0	0	0	0	0	0	0	0	0	0	0	1	32	35	25 to 35	100.0	1	100.0
26/12/2022	01:00	0	0	0	0	0	0	0	0	0	0	0	0	0	0	0	0	0	0	0	0	0	0	0	*	*	*	*
26/12/2022	02:00	0	0	0	0	0	0	0	0	0	0	0	0	0	0	0	0	0	0	0	0	0	0	0	*	*	*	*
26/12/2022	03:00	0	0	0	0	0	0	0	0	0	0	0	0	0	0	0	0	0	0	0	0	0	0	0	*	*	*	*
26/12/2022	04:00	0	0	0	0	0	0	0	0	0	0	0	0	0	0	0	0	0	0	0	0	0	0	0	*	*	*	*
26/12/2022	05:00	0	0	0	1	1	0	0	0	0	0	0	0	0	0	0	0	0	0	0	0	2	29.5	35	25 to 35	100.0	1	50.0
26/12/2022	06:00	0	0	1	1	1	0	0	0	0	0	0	0	0	0	0	0	0	0	0	0	3	27	35	20 to 30	66.7	1	33.3
26/12/2022	07:00	0	0	1	2	0	0	0	0	0	0	0	0	0	0	0	0	0	0	0	0	3	25.3	30	20 to 30	100.0	*	*
26/12/2022	08:00	0	0	1	1	2	0	0	0	0	0	0	0	0	0	0	0	0	0	0	0	4	28.3	32.5	25 to 35	75.0	2	50.0
26/12/2022	09:00	0	1	1	7	2	0	0	0	0	0	0	0	0	0	0	0	0	0	0	0	11	26.6	30	25 to 35	81.8	2	18.2
26/12/2022	10:00	2	3	3	13	6	1	0	0	0	0	0	0	0	0	0	0	0	0	0	0	28	25.9	32.5	25 to 35	67.9	7	25.0
26/12/2022	11:00	0	1	4	15	10	0	0	0	0	0	0	0	0	0	0	0	0	0	0	0	30	27.8	33	25 to 35	83.3	10	33.3
26/12/2022	12:00	2	1	6	22	10	0	0	0	0	0	0	0	0	0	0	0	0	0	0	0	41	26.6	32	25 to 35	78.0	10	24.4
26/12/2022	13:00	0	1	5	22	7	1	0	0	0	0	0	0	0	0	0	0	0	0	0	0	36	27.6	32.1	25 to 35	80.6	8	22.2
26/12/2022	14:00	0	5	11	19	3	0	0	0	0	0	0	0	0	0	0	0	0	0	0	0	38	24.9	29.2	20 to 30	78.9	3	7.9
26/12/2022	15:00	2	2	5	16	8	1	0	0	0	0	0	0	0	0	0	0	0	0	0	0	34	26.5	32.5	25 to 35	70.6	9	26.5
26/12/2022	16:00	0	2	10	13	3	1	0	0	0	0	0	0	0	0	0	0	0	0	0	0	29	25.8	30	20 to 30	79.3	4	13.8
26/12/2022	17:00	0	0	1	10	4	0	0	0	0	0	0	0	0	0	0	0	0	0	0	0	15	28.2	32.5	25 to 35	93.3	4	26.7
26/12/2022	18:00	0	0	1	12	3	1	0	0	0	0	0	0	0	0	0	0	0	0	0	0	17	28.4	31.7	25 to 35	88.2	4	23.5
26/12/2022	19:00	0	0	2	7	0	0	0	0	0	0	0	0	0	0	0	0	0	0	0	0	9	26.3	29.3	20 to 30	100.0	*	*
26/12/2022	20:00	0	1	0	6	2	2	0	0	0	0	0	0	0	0	0	0	0	0	0	0	11	29	35	25 to 35	72.7	4	36.4
26/12/2022	21:00	0	1	2	5	1	0	0	0	0	0	0	0	0	0	0	0	0	0	0	0	9	25.4	30	20 to 30	77.8	1	11.1
26/12/2022	22:00	0	0	0	3	1	0	0	0	0	0	0	0	0	0	0	0	0	0	0	0	4	28.3	30	25 to 35	100.0	1	25.0
26/12/2022	23:00	0	0	2	0	3	0	0	0	0	0	0	0	0	0	0	0	0	0	0	0	5	28.2	33.3	25 to 35	60.0	3	60.0
24 Hr Summary		6	18	56	175	68	7	0	0	0	0	0	0	0	0	0	0	0	0	0	0	330	26.8	31.8	25 to 35	73.6	75	22.7



Incoming Histogram

Hall Lane coming from Long Stratton

from Wed-Oct-26-2022-02-00-AM to Wed-Feb-01-2023-02-59-PM

Date	Starting Hr:min	<15	15 to <20	20 to <25	25 to <30	30 to <35	35 to <40	40 to <45	45 to <50	50 to <55	55 to <60	60 to <65	65 to <70	70 to <75	75 to <80	80 to <85	85 to <90	90 to <95	95 to <100	100 to >105	Total Counts	Avg Speed (MPH)	85pet Speed	10MPH Pace	% in pace	# of Speeders	% Speeders	
27/12/2022	00:00	0	0	1	1	0	0	0	0	0	0	0	0	0	0	0	0	0	0	0	0	2	24.5	30	20 to 30	100.0	*	*
27/12/2022	01:00	0	0	0	0	0	0	0	0	0	0	0	0	0	0	0	0	0	0	0	0	0	0	0	*	*	*	*
27/12/2022	02:00	0	0	0	0	0	0	0	0	0	0	0	0	0	0	0	0	0	0	0	0	0	0	0	*	*	*	*
27/12/2022	03:00	0	0	0	0	0	0	0	0	0	0	0	0	0	0	0	0	0	0	0	0	0	0	0	*	*	*	*
27/12/2022	04:00	0	0	0	0	2	0	0	0	0	0	0	0	0	0	0	0	0	0	0	0	2	32.5	35	25 to 35	100.0	2	100.0
27/12/2022	05:00	0	0	0	1	1	0	0	0	0	0	0	0	0	0	0	0	0	0	0	0	2	29.5	35	25 to 35	100.0	1	50.0
27/12/2022	06:00	0	0	0	2	0	0	0	0	0	0	0	0	0	0	0	0	0	0	0	0	2	27	30	20 to 30	100.0	*	*
27/12/2022	07:00	0	0	1	4	1	1	0	0	0	0	0	0	0	0	0	0	0	0	0	0	7	28.4	35	20 to 30	71.4	2	28.6
27/12/2022	08:00	0	0	0	4	1	0	0	0	0	0	0	0	0	0	0	0	0	0	0	0	5	28.2	30	25 to 35	100.0	1	20.0
27/12/2022	09:00	0	1	4	12	1	1	0	0	0	0	0	0	0	0	0	0	0	0	0	0	19	26.4	29.6	20 to 30	84.2	2	10.5
27/12/2022	10:00	0	3	9	18	4	0	0	0	0	0	0	0	0	0	0	0	0	0	0	0	34	25.8	29.7	20 to 30	79.4	4	11.8
27/12/2022	11:00	2	1	11	18	6	0	0	0	0	0	0	0	0	0	0	0	0	0	0	0	38	25.5	30	20 to 30	76.3	6	15.8
27/12/2022	12:00	1	3	10	27	13	0	0	0	0	0	0	0	0	0	0	0	0	0	0	0	54	26.8	31.9	25 to 35	74.1	13	24.1
27/12/2022	13:00	1	3	4	14	7	1	0	0	0	0	0	0	0	0	0	0	0	0	0	0	30	26.5	32.9	25 to 35	70.0	8	26.7
27/12/2022	14:00	0	1	12	23	3	0	0	0	0	0	0	0	0	0	0	0	0	0	0	0	39	25.9	29.3	20 to 30	89.7	3	7.7
27/12/2022	15:00	0	2	11	22	12	1	0	0	0	0	0	0	0	0	0	0	0	0	0	0	48	27.2	32.5	25 to 35	70.8	13	27.1
27/12/2022	16:00	0	0	8	16	10	0	0	0	0	0	0	0	0	0	0	0	0	0	0	0	34	27.6	32.5	25 to 35	76.5	10	29.4
27/12/2022	17:00	1	1	4	8	4	2	0	0	0	0	0	0	0	0	0	0	0	0	0	0	20	27	33.8	20 to 30	60.0	6	30.0
27/12/2022	18:00	0	2	6	13	3	0	0	0	0	0	0	0	0	0	0	0	0	0	0	0	24	25.8	29.6	20 to 30	79.2	3	12.5
27/12/2022	19:00	0	0	4	5	3	1	0	0	0	0	0	0	0	0	0	0	0	0	0	0	13	27.5	33.3	20 to 30	69.2	4	30.8
27/12/2022	20:00	0	0	4	5	5	1	0	0	0	0	0	0	0	0	0	0	0	0	0	0	15	28.1	34	25 to 35	66.7	6	40.0
27/12/2022	21:00	1	0	0	3	1	2	0	0	0	0	0	0	0	0	0	0	0	0	0	0	7	28.4	37.5	25 to 35	57.1	3	42.9
27/12/2022	22:00	0	0	3	2	0	0	0	0	0	0	0	0	0	0	0	0	0	0	0	0	5	24.2	27.5	20 to 30	100.0	*	*
27/12/2022	23:00	0	0	1	1	2	1	0	0	0	0	0	0	0	0	0	0	0	0	0	0	5	30	35	25 to 35	60.0	3	60.0
24 Hr Summary		6	17	93	199	79	11	0	0	0	0	0	0	0	0	0	0	0	0	0	0	405	26.7	31.8	20 to 30	72.1	90	22.2

Incoming Histogram

Hall Lane coming from Long Stratton

from Wed-Oct-26-2022-02-00-AM to Wed-Feb-01-2023-02-59-PM

Date	Starting Hr:min	<15	15 to <20	20 to <25	25 to <30	30 to <35	35 to <40	40 to <45	45 to <50	50 to <55	55 to <60	60 to <65	65 to <70	70 to <75	75 to <80	80 to <85	85 to <90	90 to <95	95 to <100	100 to >105	Total Counts	Avg Speed (MPH)	85pet Speed	10MPH Pace	% in pace	# of Speeders	% Speeders	
28/12/2022	00:00	0	0	0	1	0	0	0	0	0	0	0	0	0	0	0	0	0	0	0	0	1	27	30	20 to 30	100.0	*	*
28/12/2022	01:00	0	0	0	0	0	1	0	0	0	0	0	0	0	0	0	0	0	0	0	0	1	37	40	30 to 40	100.0	1	100.0
28/12/2022	02:00	0	0	0	1	0	0	0	0	0	0	0	0	0	0	0	0	0	0	0	0	1	27	30	20 to 30	100.0	*	*
28/12/2022	03:00	0	0	0	0	0	0	0	0	0	0	0	0	0	0	0	0	0	0	0	0	0	0	0	*	*	*	*
28/12/2022	04:00	0	0	0	0	2	0	0	0	0	0	0	0	0	0	0	0	0	0	0	0	2	32	35	25 to 35	100.0	2	100.0
28/12/2022	05:00	0	0	2	1	1	0	0	0	0	0	0	0	0	0	0	0	0	0	0	0	4	26	30	20 to 30	75.0	1	25.0
28/12/2022	06:00	1	0	0	3	1	1	0	0	0	0	0	0	0	0	0	0	0	0	0	0	6	27.2	35	25 to 35	66.7	2	33.3
28/12/2022	07:00	1	0	0	3	2	0	0	0	0	0	0	0	0	0	0	0	0	0	0	0	6	26.2	32.5	25 to 35	83.3	2	33.3
28/12/2022	08:00	0	0	2	6	2	0	0	0	0	0	0	0	0	0	0	0	0	0	0	0	10	27.2	30	20 to 30	80.0	2	20.0
28/12/2022	09:00	3	0	4	17	3	0	0	0	0	0	0	0	0	0	0	0	0	0	0	0	27	25.4	29.7	20 to 30	77.8	3	11.1
28/12/2022	10:00	1	2	19	12	6	1	0	0	0	0	0	0	0	0	0	0	0	0	0	0	41	25	30.8	20 to 30	75.6	7	17.1
28/12/2022	11:00	2	1	6	24	9	2	0	0	0	0	0	0	0	0	0	0	0	0	0	0	44	27.2	32.2	25 to 35	75.0	11	25.0
28/12/2022	12:00	0	2	4	22	6	2	0	0	0	0	0	0	0	0	0	0	0	0	0	0	36	27.5	32.5	25 to 35	77.8	8	22.2
28/12/2022	13:00	1	3	9	14	11	0	0	0	0	0	0	0	0	0	0	0	0	0	0	0	38	26.2	32.3	25 to 35	65.8	11	28.9
28/12/2022	14:00	0	0	13	23	11	0	0	0	0	0	0	0	0	0	0	0	0	0	0	0	47	27.1	31.8	20 to 30	76.6	11	23.4
28/12/2022	15:00	0	1	8	19	4	1	0	0	0	0	0	0	0	0	0	0	0	0	0	0	33	26.6	30	20 to 30	81.8	5	15.2
28/12/2022	16:00	0	2	8	21	10	0	0	0	0	0	0	0	0	0	0	0	0	0	0	0	41	27	32	25 to 35	75.6	10	24.4
28/12/2022	17:00	0	2	8	19	4	4	0	0	0	0	0	0	0	0	0	0	0	0	0	0	37	27.2	32.5	20 to 30	73.0	8	21.6
28/12/2022	18:00	2	1	10	18	1	1	0	0	0	0	0	0	0	0	0	0	0	0	0	0	33	25	29.2	20 to 30	84.8	2	6.1
28/12/2022	19:00	1	2	7	10	4	0	1	0	0	0	0	0	0	0	0	0	0	0	0	0	25	25.9	31.2	20 to 30	68.0	5	20.0
28/12/2022	20:00	0	1	7	6	4	0	0	0	0	0	0	0	0	0	0	0	0	0	0	0	18	25.8	31.2	20 to 30	72.2	4	22.2
28/12/2022	21:00	0	1	2	2	2	4	0	0	0	0	0	0	0	0	0	0	0	0	0	0	11	29.8	37.5	30 to 40	54.5	6	54.5
28/12/2022	22:00	0	2	0	3	0	0	0	0	0	0	0	0	0	0	0	0	0	0	0	0	5	23.2	28.3	20 to 30	60.0	*	*
28/12/2022	23:00	0	0	0	2	1	0	0	0	0	0	0	0	0	0	0	0	0	0	0	0	3	28.7	35	25 to 35	100.0	1	33.3
24 Hr Summary		12	20	109	227	84	17	1	0	0	0	0	0	0	0	0	0	0	0	0	0	470	26.6	31.9	20 to 30	71.5	102	21.7

Incoming Histogram

Hall Lane coming from Long Stratton

from Wed-Oct-26-2022-02-00-AM to Wed-Feb-01-2023-02-59-PM

Date	Starting Hr:min	<15	15 to <20	20 to <25	25 to <30	30 to <35	35 to <40	40 to <45	45 to <50	50 to <55	55 to <60	60 to <65	65 to <70	70 to <75	75 to <80	80 to <85	85 to <90	90 to <95	95 to <100	100 to >105	Total Counts	Avg Speed (MPH)	85pet Speed	10MPH Pace	% in pace	# of Speeders	% Speeders	
29/12/2022	00:00	0	0	1	1	0	0	0	0	0	0	0	0	0	0	0	0	0	0	0	0	2	24.5	30	20 to 30	100.0	*	*
29/12/2022	01:00	0	0	0	0	0	0	0	0	0	0	0	0	0	0	0	0	0	0	0	0	0	0	0	*	*	*	*
29/12/2022	02:00	0	0	0	0	1	0	0	0	0	0	0	0	0	0	0	0	0	0	0	0	1	32	35	25 to 35	100.0	1	100.0
29/12/2022	03:00	0	0	0	0	0	0	0	0	0	0	0	0	0	0	0	0	0	0	0	0	0	0	0	*	*	*	*
29/12/2022	04:00	0	0	0	0	1	0	0	0	0	0	0	0	0	0	0	0	0	0	0	0	1	32	35	25 to 35	100.0	1	100.0
29/12/2022	05:00	0	0	0	0	2	0	0	0	0	0	0	0	0	0	0	0	0	0	0	0	2	32	35	25 to 35	100.0	2	100.0
29/12/2022	06:00	0	0	0	3	4	0	0	0	0	0	0	0	0	0	0	0	0	0	0	0	7	30.1	33.8	25 to 35	100.0	4	57.1
29/12/2022	07:00	0	0	0	3	0	0	0	0	0	0	0	0	0	0	0	0	0	0	0	0	3	27.3	30	20 to 30	100.0	*	*
29/12/2022	08:00	0	0	1	9	3	1	0	0	0	0	0	0	0	0	0	0	0	0	0	0	14	28.6	33.3	25 to 35	85.7	4	28.6
29/12/2022	09:00	0	2	7	12	12	2	0	0	0	0	0	0	0	0	0	0	0	0	0	0	35	27.9	33.8	25 to 35	68.6	14	40.0
29/12/2022	10:00	2	1	17	25	1	1	0	0	0	0	0	0	0	0	0	0	0	0	0	0	47	24.7	29	20 to 30	89.4	2	4.3
29/12/2022	11:00	3	2	8	18	11	0	0	0	0	0	0	0	0	0	0	0	0	0	0	0	42	26	32.3	25 to 35	69.0	11	26.2
29/12/2022	12:00	4	2	12	28	7	1	0	0	0	0	0	0	0	0	0	0	0	0	0	0	54	25.4	30	20 to 30	74.1	8	14.8
29/12/2022	13:00	1	1	8	28	6	2	0	0	0	0	0	0	0	0	0	0	0	0	0	0	46	27	30.8	20 to 30	78.3	8	17.4
29/12/2022	14:00	0	2	7	29	18	1	0	0	0	0	0	0	0	0	0	0	0	0	0	0	57	28.1	32.8	25 to 35	82.5	19	33.3
29/12/2022	15:00	0	5	9	34	6	0	0	0	0	0	0	0	0	0	0	0	0	0	0	0	54	26.2	29.7	20 to 30	79.6	6	11.1
29/12/2022	16:00	2	8	15	27	5	2	0	0	0	0	0	0	0	0	0	0	0	0	0	0	59	24.8	29.6	20 to 30	71.2	7	11.9
29/12/2022	17:00	0	4	7	25	11	2	0	0	0	0	0	0	0	0	0	0	0	0	0	0	49	27.3	32.7	25 to 35	73.5	13	26.5
29/12/2022	18:00	1	2	3	19	5	2	0	0	0	0	0	0	0	0	0	0	0	0	0	0	32	27.1	32	25 to 35	75.0	7	21.9
29/12/2022	19:00	0	1	6	11	5	1	0	0	0	0	0	0	0	0	0	0	0	0	0	0	24	27.1	32	20 to 30	70.8	6	25.0
29/12/2022	20:00	0	2	1	5	6	0	0	0	0	0	0	0	0	0	0	0	0	0	0	0	14	27.6	33.3	25 to 35	78.6	6	42.9
29/12/2022	21:00	0	0	4	4	2	0	0	0	0	0	0	0	0	0	0	0	0	0	0	0	10	26.1	30	20 to 30	80.0	2	20.0
29/12/2022	22:00	1	0	2	1	3	1	0	0	0	0	0	0	0	0	0	0	0	0	0	0	8	27	35	25 to 35	50.0	4	50.0
29/12/2022	23:00	1	1	2	2	2	0	0	0	0	0	0	0	0	0	0	0	0	0	0	0	8	23.9	32.5	20 to 30	50.0	2	25.0
24 Hr Summary		15	33	110	284	111	16	0	0	0	0	0	0	0	0	0	0	0	0	0	0	569	26.6	31.9	25 to 35	69.4	127	22.3

Incoming Histogram

Hall Lane coming from Long Stratton

from Wed-Oct-26-2022-02-00-AM to Wed-Feb-01-2023-02-59-PM

Date	Starting Hr:min	<15	15 to <20	20 to <25	25 to <30	30 to <35	35 to <40	40 to <45	45 to <50	50 to <55	55 to <60	60 to <65	65 to <70	70 to <75	75 to <80	80 to <85	85 to <90	90 to <95	95 to <100	100 to >105	Total Counts	Avg Speed (MPH)	85pet Speed	10MPH Pace	% in pace	# of Speeders	% Speeders	
30/12/2022	00:00	0	0	0	0	1	1	0	0	0	0	0	0	0	0	0	0	0	0	0	0	2	34.5	40	30 to 40	100.0	2	100.0
30/12/2022	01:00	0	0	0	0	0	1	0	0	0	0	0	0	0	0	0	0	0	0	0	0	1	37	40	30 to 40	100.0	1	100.0
30/12/2022	02:00	0	0	0	0	0	0	0	0	0	0	0	0	0	0	0	0	0	0	0	0	0	0	0	*	*	*	*
30/12/2022	03:00	0	0	0	1	0	0	0	0	0	0	0	0	0	0	0	0	0	0	0	0	1	27	30	20 to 30	100.0	*	*
30/12/2022	04:00	0	0	0	0	1	0	1	0	0	0	0	0	0	0	0	0	0	0	0	0	2	37	45	25 to 35	50.0	2	100.0
30/12/2022	05:00	0	0	0	1	1	0	0	0	0	0	0	0	0	0	0	0	0	0	0	0	2	29.5	35	25 to 35	100.0	1	50.0
30/12/2022	06:00	0	0	0	4	3	0	0	0	0	0	0	0	0	0	0	0	0	0	0	0	7	29.3	33.3	25 to 35	100.0	3	42.9
30/12/2022	07:00	0	0	0	5	4	0	0	0	0	0	0	0	0	0	0	0	0	0	0	0	9	29.3	33.8	25 to 35	100.0	4	44.4
30/12/2022	08:00	0	0	2	4	4	1	0	0	0	0	0	0	0	0	0	0	0	0	0	0	11	28.8	33.8	25 to 35	72.7	5	45.5
30/12/2022	09:00	0	0	5	7	3	1	0	0	0	0	0	0	0	0	0	0	0	0	0	0	16	27.2	33.3	20 to 30	75.0	4	25.0
30/12/2022	10:00	0	0	6	18	4	2	0	0	0	0	0	0	0	0	0	0	0	0	0	0	30	27.6	32.5	20 to 30	80.0	6	20.0
30/12/2022	11:00	0	1	13	18	5	1	0	0	0	0	0	0	0	0	0	0	0	0	0	0	38	26.2	30	20 to 30	81.6	6	15.8
30/12/2022	12:00	0	2	10	18	8	2	0	0	0	0	0	0	0	0	0	0	0	0	0	0	40	27	32.5	20 to 30	70.0	10	25.0
30/12/2022	13:00	3	3	8	28	9	1	0	0	0	0	0	0	0	0	0	0	0	0	0	0	52	26	31.1	25 to 35	71.2	10	19.2
30/12/2022	14:00	1	3	9	29	9	0	0	0	0	0	0	0	0	0	0	0	0	0	0	0	51	26.4	30.6	20 to 30	74.5	9	17.6
30/12/2022	15:00	2	0	20	28	10	0	0	0	0	0	0	0	0	0	0	0	0	0	0	0	60	26	30.5	20 to 30	80.0	10	16.7
30/12/2022	16:00	0	1	12	34	6	0	0	0	0	0	0	0	0	0	0	0	0	0	0	0	53	26.6	29.7	20 to 30	86.8	6	11.3
30/12/2022	17:00	2	7	11	29	4	1	0	0	0	0	0	0	0	0	0	0	0	0	0	0	54	25	29.5	20 to 30	74.1	5	9.3
30/12/2022	18:00	0	1	9	16	10	1	0	0	0	0	0	0	0	0	0	0	0	0	0	0	37	27.5	32.5	25 to 35	70.3	11	29.7
30/12/2022	19:00	0	0	2	11	3	3	0	0	0	0	0	0	0	0	0	0	0	0	0	0	19	29.1	35	25 to 35	73.7	6	31.6
30/12/2022	20:00	0	1	3	7	4	0	0	0	0	0	0	0	0	0	0	0	0	0	0	0	15	26.9	32.5	25 to 35	73.3	4	26.7
30/12/2022	21:00	0	0	6	8	5	0	0	0	0	0	0	0	0	0	0	0	0	0	0	0	19	26.9	32	20 to 30	73.7	5	26.3
30/12/2022	22:00	0	0	4	6	9	1	0	0	0	0	0	0	0	0	0	0	0	0	0	0	20	28.9	33.9	25 to 35	75.0	10	50.0
30/12/2022	23:00	0	2	3	4	1	1	0	0	0	0	0	0	0	0	0	0	0	0	0	0	11	25.3	30	20 to 30	63.6	2	18.2
24 Hr Summary		8	21	123	276	104	17	1	0	0	0	0	0	0	0	0	0	0	0	0	0	550	26.8	31.9	20 to 30	72.5	122	22.2

Incoming Histogram

Hall Lane coming from Long Stratton

from Wed-Oct-26-2022-02-00-AM to Wed-Feb-01-2023-02-59-PM

Date	Starting Hr:min	<15	15 to <20	20 to <25	25 to <30	30 to <35	35 to <40	40 to <45	45 to <50	50 to <55	55 to <60	60 to <65	65 to <70	70 to <75	75 to <80	80 to <85	85 to <90	90 to <95	95 to <100	100 to >105	Total Counts	Avg Speed (MPH)	85pet Speed	10MPH Pace	% in pace	# of Speeders	% Speeders	
31/12/2022	00:00	0	0	0	2	0	0	0	0	0	0	0	0	0	0	0	0	0	0	0	0	2	27.5	30	20 to 30	100.0	*	*
31/12/2022	01:00	0	1	0	1	1	0	0	0	0	0	0	0	0	0	0	0	0	0	0	0	3	25.3	35	25 to 35	66.7	1	33.3
31/12/2022	02:00	0	0	0	1	2	0	0	0	0	0	0	0	0	0	0	0	0	0	0	0	3	30.7	35	25 to 35	100.0	2	66.7
31/12/2022	03:00	0	0	0	0	0	0	0	0	0	0	0	0	0	0	0	0	0	0	0	0	0	0	0	*	*	*	*
31/12/2022	04:00	0	0	0	0	1	1	0	0	0	0	0	0	0	0	0	0	0	0	0	0	2	34.5	40	30 to 40	100.0	2	100.0
31/12/2022	05:00	0	0	0	1	2	0	0	0	0	0	0	0	0	0	0	0	0	0	0	0	3	30.3	35	25 to 35	100.0	2	66.7
31/12/2022	06:00	0	0	0	0	0	1	0	0	0	0	0	0	0	0	0	0	0	0	0	0	1	37	40	30 to 40	100.0	1	100.0
31/12/2022	07:00	0	0	0	4	1	1	0	0	0	0	0	0	0	0	0	0	0	0	0	0	6	29.5	35	25 to 35	83.3	2	33.3
31/12/2022	08:00	1	0	0	6	3	1	0	0	0	0	0	0	0	0	0	0	0	0	0	0	11	27.9	33.3	25 to 35	81.8	4	36.4
31/12/2022	09:00	0	2	4	15	3	1	0	0	0	0	0	0	0	0	0	0	0	0	0	0	25	26.6	30	20 to 30	76.0	4	16.0
31/12/2022	10:00	1	1	8	17	3	1	0	0	0	0	0	0	0	0	0	0	0	0	0	0	31	25.8	29.7	20 to 30	80.6	4	12.9
31/12/2022	11:00	3	1	10	21	8	0	0	0	0	0	0	0	0	0	0	0	0	0	0	0	43	25.7	31.2	20 to 30	72.1	8	18.6
31/12/2022	12:00	0	4	12	38	12	1	0	0	0	0	0	0	0	0	0	0	0	0	0	0	67	26.9	31.2	20 to 30	74.6	13	19.4
31/12/2022	13:00	1	2	13	19	5	0	0	0	0	0	0	0	0	0	0	0	0	0	0	0	40	25.5	29.7	20 to 30	80.0	5	12.5
31/12/2022	14:00	0	1	5	29	5	0	0	0	0	0	0	0	0	0	0	0	0	0	0	0	40	27.1	29.8	20 to 30	85.0	5	12.5
31/12/2022	15:00	1	3	11	30	3	0	0	0	0	0	0	0	0	0	0	0	0	0	0	0	48	25.6	29.3	20 to 30	85.4	3	6.3
31/12/2022	16:00	1	6	16	19	5	2	0	0	0	0	0	0	0	0	0	0	0	0	0	0	49	25	30	20 to 30	71.4	7	14.3
31/12/2022	17:00	1	2	10	16	8	0	0	0	0	0	0	0	0	0	0	0	0	0	0	0	37	26	31.2	20 to 30	70.3	8	21.6
31/12/2022	18:00	1	2	17	18	4	0	0	0	0	0	0	0	0	0	0	0	0	0	0	0	42	25	29.4	20 to 30	83.3	4	9.5
31/12/2022	19:00	0	0	6	12	6	1	0	0	0	0	0	0	0	0	0	0	0	0	0	0	25	27.7	32.5	20 to 30	72.0	7	28.0
31/12/2022	20:00	1	0	2	8	3	1	0	0	0	0	0	0	0	0	0	0	0	0	0	0	15	27.2	33.3	25 to 35	73.3	4	26.7
31/12/2022	21:00	0	0	3	6	2	0	0	0	0	0	0	0	0	0	0	0	0	0	0	0	11	26.7	30	20 to 30	81.8	2	18.2
31/12/2022	22:00	0	0	1	1	1	0	0	0	0	0	0	0	0	0	0	0	0	0	0	0	3	27	35	20 to 30	66.7	1	33.3
31/12/2022	23:00	0	0	0	3	2	0	0	0	0	0	0	0	0	0	0	0	0	0	0	0	5	29.2	32.5	25 to 35	100.0	2	40.0
24 Hr Summary		11	25	118	267	80	11	0	0	0	0	0	0	0	0	0	0	0	0	0	0	512	26.3	30.9	20 to 30	75.2	91	17.8

Incoming Histogram

Hall Lane coming from Long Stratton

from Wed-Oct-26-2022-02-00-AM to Wed-Feb-01-2023-02-59-PM

Date	Starting Hr:min	<15	15 to <20	20 to <25	25 to <30	30 to <35	35 to <40	40 to <45	45 to <50	50 to <55	55 to <60	60 to <65	65 to <70	70 to <75	75 to <80	80 to <85	85 to <90	90 to <95	95 to <100	100 to >105	Total Counts	Avg Speed (MPH)	85pet Speed	10MPH Pace	% in pace	# of Speeders	% Speeders	
01/01/2023	00:00	1	2	4	0	1	0	0	0	0	0	0	0	0	0	0	0	0	0	0	0	8	21	25	15 to 25	75.0	1	12.5
01/01/2023	01:00	0	3	5	0	5	0	0	0	0	0	0	0	0	0	0	0	0	0	0	0	13	24.9	33	15 to 25	61.5	5	38.5
01/01/2023	02:00	0	0	0	0	1	0	0	0	0	0	0	0	0	0	0	0	0	0	0	0	1	32	35	25 to 35	100.0	1	100.0
01/01/2023	03:00	0	0	0	2	0	0	0	0	0	0	0	0	0	0	0	0	0	0	0	0	2	27.5	30	20 to 30	100.0	*	*
01/01/2023	04:00	0	1	0	0	0	0	0	0	0	0	0	0	0	0	0	0	0	0	0	0	1	17	20	10 to 20	100.0	*	*
01/01/2023	05:00	0	0	0	1	1	1	0	0	0	0	0	0	0	0	0	0	0	0	0	0	3	32	40	25 to 35	66.7	2	66.7
01/01/2023	06:00	0	0	0	0	0	0	0	0	0	0	0	0	0	0	0	0	0	0	0	0	0	0	0	*	*	*	*
01/01/2023	07:00	0	0	1	4	0	0	0	0	0	0	0	0	0	0	0	0	0	0	0	0	5	26	28.8	20 to 30	100.0	*	*
01/01/2023	08:00	0	0	0	3	4	0	0	0	0	0	0	0	0	0	0	0	0	0	0	0	7	29.9	33.8	25 to 35	100.0	4	57.1
01/01/2023	09:00	0	1	5	5	3	0	0	0	0	0	0	0	0	0	0	0	0	0	0	0	14	25.6	31.7	20 to 30	71.4	3	21.4
01/01/2023	10:00	1	0	4	11	1	0	0	0	0	0	0	0	0	0	0	0	0	0	0	0	17	25.5	29.1	20 to 30	88.2	1	5.9
01/01/2023	11:00	1	1	8	9	5	0	0	0	0	0	0	0	0	0	0	0	0	0	0	0	24	25.5	31	20 to 30	70.8	5	20.8
01/01/2023	12:00	1	2	1	18	7	1	1	0	0	0	0	0	0	0	0	0	0	0	0	0	31	27.9	32.9	25 to 35	80.6	9	29.0
01/01/2023	13:00	2	0	6	14	9	0	0	0	0	0	0	0	0	0	0	0	0	0	0	0	31	26.7	32.2	25 to 35	74.2	9	29.0
01/01/2023	14:00	2	8	4	15	5	0	0	0	0	0	0	0	0	0	0	0	0	0	0	0	34	24	30	25 to 35	58.8	5	14.7
01/01/2023	15:00	0	3	9	13	3	0	0	0	0	0	0	0	0	0	0	0	0	0	0	0	28	25.1	29.6	20 to 30	78.6	3	10.7
01/01/2023	16:00	0	3	5	18	5	1	0	0	0	0	0	0	0	0	0	0	0	0	0	0	32	26.7	31	20 to 30	71.9	6	18.8
01/01/2023	17:00	0	0	2	11	5	1	0	0	0	0	0	0	0	0	0	0	0	0	0	0	19	28.5	33	25 to 35	84.2	6	31.6
01/01/2023	18:00	0	1	3	10	3	2	0	0	0	0	0	0	0	0	0	0	0	0	0	0	19	27.7	33.3	20 to 30	68.4	5	26.3
01/01/2023	19:00	0	0	1	6	6	1	0	0	0	0	0	0	0	0	0	0	0	0	0	0	14	29.6	34.2	25 to 35	85.7	7	50.0
01/01/2023	20:00	0	0	1	10	2	1	0	0	0	0	0	0	0	0	0	0	0	0	0	0	14	28.2	32.5	25 to 35	85.7	3	21.4
01/01/2023	21:00	1	0	0	0	3	1	0	0	0	0	0	0	0	0	0	0	0	0	0	0	5	29	35	30 to 40	80.0	4	80.0
01/01/2023	22:00	0	0	1	5	0	0	0	0	0	0	0	0	0	0	0	0	0	0	0	0	6	26.3	29	20 to 30	100.0	*	*
01/01/2023	23:00	0	0	0	0	0	0	0	0	0	0	0	0	0	0	0	0	0	0	0	0	0	0	0	*	*	*	*
24 Hr Summary		9	25	60	155	69	9	1	0	0	0	0	0	0	0	0	0	0	0	0	0	328	26.5	32.2	25 to 35	68.3	79	24.1

Incoming Histogram

Hall Lane coming from Long Stratton

from Wed-Oct-26-2022-02-00-AM to Wed-Feb-01-2023-02-59-PM

Date	Starting Hr:min	<15	15 to <20	20 to <25	25 to <30	30 to <35	35 to <40	40 to <45	45 to <50	50 to <55	55 to <60	60 to <65	65 to <70	70 to <75	75 to <80	80 to <85	85 to <90	90 to <95	95 to <100	100 to >105	Total Counts	Avg Speed (MPH)	85pet Speed	10MPH Pace	% in pace	# of Speeders	% Speeders	
02/01/2023	00:00	0	0	2	0	1	0	0	0	0	0	0	0	0	0	0	0	0	0	0	0	3	25.3	35	15 to 25	66.7	1	33.3
02/01/2023	01:00	0	0	0	0	1	0	0	0	0	0	0	0	0	0	0	0	0	0	0	0	1	32	35	25 to 35	100.0	1	100.0
02/01/2023	02:00	0	0	0	0	0	0	0	0	0	0	0	0	0	0	0	0	0	0	0	0	0	0	0	*	*	*	*
02/01/2023	03:00	0	0	0	1	0	0	0	0	0	0	0	0	0	0	0	0	0	0	0	0	1	27	30	20 to 30	100.0	*	*
02/01/2023	04:00	0	0	0	0	1	0	0	0	0	0	0	0	0	0	0	0	0	0	0	0	1	32	35	25 to 35	100.0	1	100.0
02/01/2023	05:00	0	0	0	1	1	2	0	0	0	0	0	0	0	0	0	0	0	0	0	0	4	33.3	37.5	30 to 40	75.0	3	75.0
02/01/2023	06:00	0	0	1	0	1	0	0	0	0	0	0	0	0	0	0	0	0	0	0	0	2	27	35	15 to 25	50.0	1	50.0
02/01/2023	07:00	0	0	1	4	1	0	0	0	0	0	0	0	0	0	0	0	0	0	0	0	6	27	30	20 to 30	83.3	1	16.7
02/01/2023	08:00	0	0	1	9	3	1	0	0	0	0	0	0	0	0	0	0	0	0	0	0	14	28.6	33.3	25 to 35	85.7	4	28.6
02/01/2023	09:00	0	0	1	12	4	1	0	0	0	0	0	0	0	0	0	0	0	0	0	0	18	28.6	32.5	25 to 35	88.9	5	27.8
02/01/2023	10:00	0	0	5	16	2	0	0	0	0	0	0	0	0	0	0	0	0	0	0	0	23	26.7	29.7	20 to 30	91.3	2	8.7
02/01/2023	11:00	1	2	2	36	5	2	0	0	0	0	0	0	0	0	0	0	0	0	0	0	48	27.3	30	25 to 35	85.4	7	14.6
02/01/2023	12:00	0	4	9	26	10	0	0	0	0	0	0	0	0	0	0	0	0	0	0	0	49	26.7	31.5	25 to 35	73.5	10	20.4
02/01/2023	13:00	0	0	4	16	5	1	0	0	0	0	0	0	0	0	0	0	0	0	0	0	26	27.9	32	25 to 35	80.8	6	23.1
02/01/2023	14:00	0	2	12	25	9	2	0	0	0	0	0	0	0	0	0	0	0	0	0	0	50	27	31.7	20 to 30	74.0	11	22.0
02/01/2023	15:00	0	4	9	16	11	0	0	0	0	0	0	0	0	0	0	0	0	0	0	0	40	26.5	32.3	25 to 35	67.5	11	27.5
02/01/2023	16:00	2	2	6	26	10	0	0	0	0	0	0	0	0	0	0	0	0	0	0	0	46	26.7	31.5	25 to 35	78.3	10	21.7
02/01/2023	17:00	0	2	11	18	10	1	0	0	0	0	0	0	0	0	0	0	0	0	0	0	42	26.9	32.5	20 to 30	69.0	11	26.2
02/01/2023	18:00	0	0	8	18	5	2	1	0	0	0	0	0	0	0	0	0	0	0	0	0	34	27.9	33	20 to 30	76.5	8	23.5
02/01/2023	19:00	1	0	4	8	2	1	0	0	0	0	0	0	0	0	0	0	0	0	0	0	16	25.8	32.5	20 to 30	75.0	3	18.8
02/01/2023	20:00	0	0	4	10	3	0	0	0	0	0	0	0	0	0	0	0	0	0	0	0	17	26.9	30	20 to 30	82.4	3	17.6
02/01/2023	21:00	0	0	1	4	2	2	0	0	0	0	0	0	0	0	0	0	0	0	0	0	9	30	37.5	25 to 35	66.7	4	44.4
02/01/2023	22:00	0	0	0	1	3	0	0	0	0	0	0	0	0	0	0	0	0	0	0	0	4	31	33.3	25 to 35	100.0	3	75.0
02/01/2023	23:00	0	0	0	0	1	0	0	0	0	0	0	0	0	0	0	0	0	0	0	0	1	32	35	25 to 35	100.0	1	100.0
24 Hr Summary		4	16	81	247	91	15	1	0	0	0	0	0	0	0	0	0	0	0	0	0	455	27.3	32.1	25 to 35	74.3	107	23.5

Incoming Histogram

Hall Lane coming from Long Stratton

from Wed-Oct-26-2022-02-00-AM to Wed-Feb-01-2023-02-59-PM

Date	Starting Hr:min	<15	15 to <20	20 to <25	25 to <30	30 to <35	35 to <40	40 to <45	45 to <50	50 to <55	55 to <60	60 to <65	65 to <70	70 to <75	75 to <80	80 to <85	85 to <90	90 to <95	95 to <100	100 to >105	Total Counts	Avg Speed (MPH)	85pet Speed	10MPH Pace	% in pace	# of Speeders	% Speeders	
03/01/2023	00:00	0	0	0	0	0	0	0	0	0	0	0	0	0	0	0	0	0	0	0	0	0	0	*	*	*	*	
03/01/2023	01:00	0	0	0	0	0	0	0	0	0	0	0	0	0	0	0	0	0	0	0	0	0	0	*	*	*	*	
03/01/2023	02:00	0	0	0	0	0	0	0	0	0	0	0	0	0	0	0	0	0	0	0	0	0	0	*	*	*	*	
03/01/2023	03:00	0	0	0	1	0	0	0	0	0	0	0	0	0	0	0	0	0	0	0	0	1	27	30	20 to 30	100.0	*	*
03/01/2023	04:00	0	0	0	0	1	0	1	0	0	0	0	0	0	0	0	0	0	0	0	0	2	37	45	25 to 35	50.0	2	100.0
03/01/2023	05:00	0	0	0	4	3	0	1	1	0	0	0	0	0	0	0	0	0	0	0	0	9	32.7	45	25 to 35	77.8	5	55.6
03/01/2023	06:00	0	0	1	2	2	1	0	0	0	0	0	0	0	0	0	0	0	0	0	0	6	29.5	35	25 to 35	66.7	3	50.0
03/01/2023	07:00	0	2	1	19	3	0	0	0	0	0	0	0	0	0	0	0	0	0	0	0	25	26.8	29.7	25 to 35	88.0	3	12.0
03/01/2023	08:00	1	2	8	14	7	0	0	0	0	0	0	0	0	0	0	0	0	0	0	0	32	25.8	31.4	20 to 30	68.8	7	21.9
03/01/2023	09:00	1	0	4	15	5	0	0	0	0	0	0	0	0	0	0	0	0	0	0	0	25	26.9	31	25 to 35	80.0	5	20.0
03/01/2023	10:00	0	0	10	14	5	0	0	0	0	0	0	0	0	0	0	0	0	0	0	0	29	26.4	31	20 to 30	82.8	5	17.2
03/01/2023	11:00	0	1	15	18	3	0	0	0	0	0	0	0	0	0	0	0	0	0	0	0	37	25.4	29.2	20 to 30	89.2	3	8.1
03/01/2023	12:00	0	1	10	18	5	1	0	0	0	0	0	0	0	0	0	0	0	0	0	0	35	26.5	31	20 to 30	80.0	6	17.1
03/01/2023	13:00	1	5	7	18	7	0	0	0	0	0	0	0	0	0	0	0	0	0	0	0	38	25.5	30.7	20 to 30	65.8	7	18.4
03/01/2023	14:00	1	1	8	22	6	0	0	0	0	0	0	0	0	0	0	0	0	0	0	0	38	26.3	30	20 to 30	78.9	6	15.8
03/01/2023	15:00	0	1	20	23	3	0	0	0	0	0	0	0	0	0	0	0	0	0	0	0	47	25.3	29.1	20 to 30	91.5	3	6.4
03/01/2023	16:00	0	3	19	30	4	1	0	0	0	0	0	0	0	0	0	0	0	0	0	0	57	25.7	29.3	20 to 30	86.0	5	8.8
03/01/2023	17:00	1	6	12	33	10	0	0	0	0	0	0	0	0	0	0	0	0	0	0	0	62	26	30.5	20 to 30	72.6	10	16.1
03/01/2023	18:00	0	5	5	23	9	1	0	0	0	0	0	0	0	0	0	0	0	0	0	0	43	26.9	32.2	25 to 35	74.4	10	23.3
03/01/2023	19:00	0	0	9	6	1	1	0	0	0	0	0	0	0	0	0	0	0	0	0	0	17	25.5	29.2	20 to 30	88.2	2	11.8
03/01/2023	20:00	0	0	1	3	1	0	0	0	0	0	0	0	0	0	0	0	0	0	0	0	5	27	30	20 to 30	80.0	1	20.0
03/01/2023	21:00	0	0	0	3	3	1	0	0	0	0	0	0	0	0	0	0	0	0	0	0	7	30.6	35	25 to 35	85.7	4	57.1
03/01/2023	22:00	1	2	0	5	1	0	0	0	0	0	0	0	0	0	0	0	0	0	0	0	9	23.3	30	25 to 35	66.7	1	11.1
03/01/2023	23:00	0	0	0	2	0	0	0	0	0	0	0	0	0	0	0	0	0	0	0	0	2	27	30	20 to 30	100.0	*	*
24 Hr Summary		6	29	130	273	79	6	2	1	0	0	0	0	0	0	0	0	0	0	0	0	526	26.3	30.6	20 to 30	76.6	88	16.7



Incoming Histogram

Hall Lane coming from Long Stratton

from Wed-Oct-26-2022-02-00-AM to Wed-Feb-01-2023-02-59-PM

Date	Starting Hr:min	<15	15 to <20	20 to <25	25 to <30	30 to <35	35 to <40	40 to <45	45 to <50	50 to <55	55 to <60	60 to <65	65 to <70	70 to <75	75 to <80	80 to <85	85 to <90	90 to <95	95 to <100	100 to >105	Total Counts	Avg Speed (MPH)	85pet Speed	10MPH Pace	% in pace	# of Speeders	% Speeders	
04/01/2023	00:00	0	1	0	0	2	0	0	0	0	0	0	0	0	0	0	0	0	0	0	0	3	27	35	25 to 35	66.7	2	66.7
04/01/2023	01:00	0	0	1	1	0	0	0	0	0	0	0	0	0	0	0	0	0	0	0	0	2	24.5	30	20 to 30	100.0	*	*
04/01/2023	02:00	0	0	0	0	0	0	0	0	0	0	0	0	0	0	0	0	0	0	0	0	0	0	0	*	*	*	*
04/01/2023	03:00	0	0	0	0	0	0	0	0	0	0	0	0	0	0	0	0	0	0	0	0	0	0	0	*	*	*	*
04/01/2023	04:00	0	0	0	1	1	0	0	0	0	0	0	0	0	0	0	0	0	0	0	0	2	29.5	35	25 to 35	100.0	1	50.0
04/01/2023	05:00	0	0	0	3	1	0	0	0	0	0	0	0	0	0	0	0	0	0	0	0	4	28.5	30	25 to 35	100.0	1	25.0
04/01/2023	06:00	0	0	2	3	4	0	0	0	0	0	0	0	0	0	0	0	0	0	0	0	9	28.2	33.8	25 to 35	77.8	4	44.4
04/01/2023	07:00	0	1	4	16	9	1	0	0	0	0	0	0	0	0	0	0	0	0	0	0	31	28	32.8	25 to 35	80.6	10	32.3
04/01/2023	08:00	1	0	11	21	6	0	1	0	0	0	0	0	0	0	0	0	0	0	0	0	40	26.6	30.8	20 to 30	80.0	7	17.5
04/01/2023	09:00	0	2	4	18	9	0	0	0	0	0	0	0	0	0	0	0	0	0	0	0	33	27.4	32.2	25 to 35	81.8	9	27.3
04/01/2023	10:00	1	0	9	17	4	0	0	0	0	0	0	0	0	0	0	0	0	0	0	0	31	26	29.7	20 to 30	83.9	4	12.9
04/01/2023	11:00	0	0	8	21	3	1	0	0	0	0	0	0	0	0	0	0	0	0	0	0	33	26.8	29.8	20 to 30	87.9	4	12.1
04/01/2023	12:00	0	4	9	20	6	0	0	0	0	0	0	0	0	0	0	0	0	0	0	0	39	25.9	30	20 to 30	74.4	6	15.4
04/01/2023	13:00	4	4	14	18	3	0	0	0	0	0	0	0	0	0	0	0	0	0	0	0	43	23.4	29.2	20 to 30	74.4	3	7.0
04/01/2023	14:00	2	5	10	19	16	0	0	0	0	0	0	0	0	0	0	0	0	0	0	0	52	26.3	32.5	25 to 35	67.3	16	30.8
04/01/2023	15:00	2	2	15	39	10	3	0	0	0	0	0	0	0	0	0	0	0	0	0	0	71	26.7	31	20 to 30	76.1	13	18.3
04/01/2023	16:00	1	2	22	39	9	0	0	0	0	0	0	0	0	0	0	0	0	0	0	0	73	25.9	29.7	20 to 30	83.6	9	12.3
04/01/2023	17:00	1	2	15	30	11	1	0	0	0	0	0	0	0	0	0	0	0	0	0	0	60	26.6	31.4	20 to 30	75.0	12	20.0
04/01/2023	18:00	1	4	12	33	8	1	0	0	0	0	0	0	0	0	0	0	0	0	0	0	59	26.2	30	20 to 30	76.3	9	15.3
04/01/2023	19:00	2	1	9	27	8	1	0	0	0	0	0	0	0	0	0	0	0	0	0	0	48	26.4	31.2	20 to 30	75.0	9	18.8
04/01/2023	20:00	0	3	8	8	4	2	1	0	0	0	0	0	0	0	0	0	0	0	0	0	26	26.7	33.8	20 to 30	61.5	7	26.9
04/01/2023	21:00	1	1	10	18	7	1	0	0	0	0	0	0	0	0	0	0	0	0	0	0	38	26.5	31.4	20 to 30	73.7	8	21.1
04/01/2023	22:00	0	0	2	3	1	0	0	0	0	0	0	0	0	0	0	0	0	0	0	0	6	26.3	30	20 to 30	83.3	1	16.7
04/01/2023	23:00	0	0	0	0	0	0	0	0	0	0	0	0	0	0	0	0	0	0	0	0	0	0	0	*	*	*	*
24 Hr Summary		16	32	165	355	122	11	2	0	0	0	0	0	0	0	0	0	0	0	0	0	703	26.4	31.2	20 to 30	74.0	135	19.2

Incoming Histogram

Hall Lane coming from Long Stratton

from Wed-Oct-26-2022-02-00-AM to Wed-Feb-01-2023-02-59-PM

Date	Starting Hr:min	<15	15 to <20	20 to <25	25 to <30	30 to <35	35 to <40	40 to <45	45 to <50	50 to <55	55 to <60	60 to <65	65 to <70	70 to <75	75 to <80	80 to <85	85 to <90	90 to <95	95 to <100	100 to >105	Total Counts	Avg Speed (MPH)	85pet Speed	10MPH Pace	% in pace	# of Speeders	% Speeders	
05/01/2023	00:00	0	0	0	0	0	0	0	0	0	0	0	0	0	0	0	0	0	0	0	0	0	0	*	*	*	*	
05/01/2023	01:00	0	0	0	1	0	0	0	0	0	0	0	0	0	0	0	0	0	0	0	0	1	27	30	20 to 30	100.0	*	*
05/01/2023	02:00	0	0	0	0	0	0	0	0	0	0	0	0	0	0	0	0	0	0	0	0	0	0	0	*	*	*	*
05/01/2023	03:00	0	0	0	0	0	0	0	0	0	0	0	0	0	0	0	0	0	0	0	0	0	0	0	*	*	*	*
05/01/2023	04:00	0	0	0	0	1	0	0	0	0	0	0	0	0	0	0	0	0	0	0	0	1	32	35	25 to 35	100.0	1	100.0
05/01/2023	05:00	0	0	0	2	3	0	0	0	0	0	0	0	0	0	0	0	0	0	0	0	5	30.2	33.3	25 to 35	100.0	3	60.0
05/01/2023	06:00	0	1	0	4	5	0	0	0	0	0	0	0	0	0	0	0	0	0	0	0	10	28.6	33	25 to 35	90.0	5	50.0
05/01/2023	07:00	0	0	7	9	11	2	0	0	0	0	0	0	0	0	0	0	0	0	0	0	29	28.7	34.1	25 to 35	69.0	13	44.8
05/01/2023	08:00	2	2	5	25	8	1	0	0	0	0	0	0	0	0	0	0	0	0	0	0	43	26.6	31.9	25 to 35	76.7	9	20.9
05/01/2023	09:00	0	1	12	20	8	2	0	0	0	0	0	0	0	0	0	0	0	0	0	0	43	27.1	32.5	20 to 30	74.4	10	23.3
05/01/2023	10:00	2	5	2	23	8	0	0	0	0	0	0	0	0	0	0	0	0	0	0	0	40	25.9	31.2	25 to 35	77.5	8	20.0
05/01/2023	11:00	7	1	13	24	8	1	0	0	0	0	0	0	0	0	0	0	0	0	0	0	54	24.6	30.6	20 to 30	68.5	9	16.7
05/01/2023	12:00	1	4	13	28	7	1	0	0	0	0	0	0	0	0	0	0	0	0	0	0	54	25.9	30	20 to 30	75.9	8	14.8
05/01/2023	13:00	0	2	9	22	9	2	0	0	0	0	0	0	0	0	0	0	0	0	0	0	44	27.3	32.2	20 to 30	70.5	11	25.0
05/01/2023	14:00	0	2	13	29	9	0	0	0	0	0	0	0	0	0	0	0	0	0	0	0	53	26.5	30.6	20 to 30	79.2	9	17.0
05/01/2023	15:00	1	5	17	35	13	3	0	0	0	0	0	0	0	0	0	0	0	0	0	0	74	26.6	31.9	20 to 30	70.3	16	21.6
05/01/2023	16:00	0	8	20	46	8	1	0	0	0	0	0	0	0	0	0	0	0	0	0	0	83	25.8	29.7	20 to 30	79.5	9	10.8
05/01/2023	17:00	3	6	9	34	10	2	0	0	0	0	0	0	0	0	0	0	0	0	0	0	64	25.9	31	25 to 35	68.8	12	18.8
05/01/2023	18:00	0	3	9	29	12	3	0	0	0	0	0	0	0	0	0	0	0	0	0	0	56	27.6	32.9	25 to 35	73.2	15	26.8
05/01/2023	19:00	1	2	4	11	8	1	0	0	0	0	0	0	0	0	0	0	0	0	0	0	27	27	33.1	25 to 35	70.4	9	33.3
05/01/2023	20:00	0	1	7	11	3	1	0	0	0	0	0	0	0	0	0	0	0	0	0	0	23	26.3	31.7	20 to 30	78.3	4	17.4
05/01/2023	21:00	0	0	0	7	5	2	0	0	0	0	0	0	0	0	0	0	0	0	0	0	14	30.4	35	25 to 35	85.7	7	50.0
05/01/2023	22:00	0	0	8	6	3	1	0	0	0	0	0	0	0	0	0	0	0	0	0	0	18	26.4	31.7	20 to 30	77.8	4	22.2
05/01/2023	23:00	0	0	0	0	2	0	0	0	0	0	0	0	0	0	0	0	0	0	0	0	2	32.5	35	25 to 35	100.0	2	100.0
24 Hr Summary		17	43	148	366	141	23	0	0	0	0	0	0	0	0	0	0	0	0	0	0	738	26.6	31.9	20 to 30	69.6	164	22.2

Incoming Histogram

Hall Lane coming from Long Stratton

from Wed-Oct-26-2022-02-00-AM to Wed-Feb-01-2023-02-59-PM

Date	Starting Hr:min	<15	15 to <20	20 to <25	25 to <30	30 to <35	35 to <40	40 to <45	45 to <50	50 to <55	55 to <60	60 to <65	65 to <70	70 to <75	75 to <80	80 to <85	85 to <90	90 to <95	95 to <100	100 to >105	Total Counts	Avg Speed (MPH)	85pet Speed	10MPH Pace	% in pace	# of Speeders	% Speeders	
06/01/2023	00:00	0	1	0	0	0	0	0	0	0	0	0	0	0	0	0	0	0	0	0	0	1	17	20	10 to 20	100.0	*	*
06/01/2023	01:00	0	0	0	0	0	0	0	0	0	0	0	0	0	0	0	0	0	0	0	0	0	0	0	*	*	*	*
06/01/2023	02:00	0	0	0	0	0	0	0	0	0	0	0	0	0	0	0	0	0	0	0	0	0	0	0	*	*	*	*
06/01/2023	03:00	0	0	0	0	0	0	0	0	0	0	0	0	0	0	0	0	0	0	0	0	0	0	0	*	*	*	*
06/01/2023	04:00	0	0	0	1	2	0	0	0	0	0	0	0	0	0	0	0	0	0	0	0	3	30.3	35	25 to 35	100.0	2	66.7
06/01/2023	05:00	0	0	1	3	4	0	0	0	0	0	0	0	0	0	0	0	0	0	0	0	8	28.9	33.8	25 to 35	87.5	4	50.0
06/01/2023	06:00	0	0	0	2	2	1	0	0	0	0	0	0	0	0	0	0	0	0	0	0	5	31	35	25 to 35	80.0	3	60.0
06/01/2023	07:00	1	1	4	14	3	2	0	0	0	0	0	0	0	0	0	0	0	0	0	0	25	26.8	31.7	20 to 30	72.0	5	20.0
06/01/2023	08:00	3	1	12	30	5	0	0	0	0	0	0	0	0	0	0	0	0	0	0	0	51	25.5	29.5	20 to 30	82.4	5	9.8
06/01/2023	09:00	1	3	11	13	6	2	0	0	0	0	0	0	0	0	0	0	0	0	0	0	36	25.8	32.5	20 to 30	66.7	8	22.2
06/01/2023	10:00	1	2	8	19	7	0	0	0	0	0	0	0	0	0	0	0	0	0	0	0	37	26.2	30.7	20 to 30	73.0	7	18.9
06/01/2023	11:00	4	5	8	20	5	2	0	0	0	0	0	0	0	0	0	0	0	0	0	0	44	24.6	30	20 to 30	63.6	7	15.9
06/01/2023	12:00	0	3	10	25	3	0	0	0	0	0	0	0	0	0	0	0	0	0	0	0	41	25.7	29.4	20 to 30	85.4	3	7.3
06/01/2023	13:00	1	2	12	27	12	1	0	0	0	0	0	0	0	0	0	0	0	0	0	0	55	26.9	32.1	20 to 30	70.9	13	23.6
06/01/2023	14:00	1	2	14	38	8	0	0	0	0	0	0	0	0	0	0	0	0	0	0	0	63	26.3	29.9	20 to 30	82.5	8	12.7
06/01/2023	15:00	3	11	25	40	13	3	0	0	0	0	0	0	0	0	0	0	0	0	0	0	95	25.4	30.8	20 to 30	68.4	16	16.8
06/01/2023	16:00	4	6	14	39	7	2	1	0	0	0	0	0	0	0	0	0	0	0	0	0	73	25.5	29.9	20 to 30	72.6	10	13.7
06/01/2023	17:00	0	7	12	44	19	0	0	0	0	0	0	0	0	0	0	0	0	0	0	0	82	27	31.8	25 to 35	76.8	19	23.2
06/01/2023	18:00	0	4	11	42	8	2	0	0	0	0	0	0	0	0	0	0	0	0	0	0	67	26.8	30	20 to 30	79.1	10	14.9
06/01/2023	19:00	0	4	10	17	8	1	0	0	0	0	0	0	0	0	0	0	0	0	0	0	40	26.3	31.9	20 to 30	67.5	9	22.5
06/01/2023	20:00	1	0	3	9	3	3	0	0	0	0	0	0	0	0	0	0	0	0	0	0	19	27.9	35	20 to 30	63.2	6	31.6
06/01/2023	21:00	0	0	6	9	2	0	0	0	0	0	0	0	0	0	0	0	0	0	0	0	17	26.1	29.4	20 to 30	88.2	2	11.8
06/01/2023	22:00	1	0	1	2	1	0	0	0	0	0	0	0	0	0	0	0	0	0	0	0	5	24.2	30	20 to 30	60.0	1	20.0
06/01/2023	23:00	0	0	0	1	4	0	0	0	0	0	0	0	0	0	0	0	0	0	0	0	5	31.2	33.8	25 to 35	100.0	4	80.0
24 Hr Summary		21	52	162	395	122	19	1	0	0	0	0	0	0	0	0	0	0	0	0	0	772	26.2	31.1	20 to 30	72.2	142	18.4

Incoming Histogram

Hall Lane coming from Long Stratton

from Wed-Oct-26-2022-02-00-AM to Wed-Feb-01-2023-02-59-PM

Date	Starting Hr:min	<15	15 to <20	20 to <25	25 to <30	30 to <35	35 to <40	40 to <45	45 to <50	50 to <55	55 to <60	60 to <65	65 to <70	70 to <75	75 to <80	80 to <85	85 to <90	90 to <95	95 to <100	100 to >105	Total Counts	Avg Speed (MPH)	85pet Speed	10MPH Pace	% in pace	# of Speeders	% Speeders	
07/01/2023	00:00	0	0	0	0	0	0	0	0	0	0	0	0	0	0	0	0	0	0	0	0	0	0	*	*	*	*	
07/01/2023	01:00	0	0	0	0	0	0	0	0	0	0	0	0	0	0	0	0	0	0	0	0	0	0	*	*	*	*	
07/01/2023	02:00	0	0	0	0	0	0	0	0	0	0	0	0	0	0	0	0	0	0	0	0	0	0	*	*	*	*	
07/01/2023	03:00	0	0	0	2	0	0	0	0	0	0	0	0	0	0	0	0	0	0	0	0	2	27.5	30	20 to 30	100.0	*	*
07/01/2023	04:00	0	0	0	0	1	0	0	0	0	0	0	0	0	0	0	0	0	0	0	0	1	32	35	25 to 35	100.0	1	100.0
07/01/2023	05:00	0	0	0	3	1	1	0	0	0	0	0	0	0	0	0	0	0	0	0	0	5	30	35	25 to 35	80.0	2	40.0
07/01/2023	06:00	0	0	0	2	2	0	0	0	0	0	0	0	0	0	0	0	0	0	0	0	4	29.5	32.5	25 to 35	100.0	2	50.0
07/01/2023	07:00	0	0	1	6	0	1	0	0	0	0	0	0	0	0	0	0	0	0	0	0	8	27.9	30	20 to 30	87.5	1	12.5
07/01/2023	08:00	0	1	2	9	3	0	0	0	0	0	0	0	0	0	0	0	0	0	0	0	15	26.8	31.7	25 to 35	80.0	3	20.0
07/01/2023	09:00	1	0	5	13	4	1	0	0	0	0	0	0	0	0	0	0	0	0	0	0	24	26.8	31.2	20 to 30	75.0	5	20.8
07/01/2023	10:00	2	3	8	26	11	2	0	0	0	0	0	0	0	0	0	0	0	0	0	0	52	26.8	32.3	25 to 35	71.2	13	25.0
07/01/2023	11:00	2	2	9	23	12	0	0	0	0	0	0	0	0	0	0	0	0	0	0	0	48	26.5	32.1	25 to 35	72.9	12	25.0
07/01/2023	12:00	2	0	11	31	11	1	0	0	0	0	0	0	0	0	0	0	0	0	0	0	56	26.9	31.8	20 to 30	75.0	12	21.4
07/01/2023	13:00	1	1	14	32	10	0	0	0	0	0	0	0	0	0	0	0	0	0	0	0	58	26.6	30.5	20 to 30	79.3	10	17.2
07/01/2023	14:00	0	1	6	28	10	1	0	0	0	0	0	0	0	0	0	0	0	0	0	0	46	27.8	32	25 to 35	82.6	11	23.9
07/01/2023	15:00	1	3	9	23	7	1	0	0	0	0	0	0	0	0	0	0	0	0	0	0	44	26.3	30.7	20 to 30	72.7	8	18.2
07/01/2023	16:00	0	1	11	24	7	1	0	0	0	0	0	0	0	0	0	0	0	0	0	0	44	26.9	30.7	20 to 30	79.5	8	18.2
07/01/2023	17:00	1	10	8	26	8	0	0	0	0	0	0	0	0	0	0	0	0	0	0	0	53	25.1	30	20 to 30	64.2	8	15.1
07/01/2023	18:00	0	2	8	19	5	0	0	0	0	0	0	0	0	0	0	0	0	0	0	0	34	26.2	30	20 to 30	79.4	5	14.7
07/01/2023	19:00	0	0	1	7	8	0	0	0	0	0	0	0	0	0	0	0	0	0	0	0	16	29.4	33.8	25 to 35	93.8	8	50.0
07/01/2023	20:00	0	3	3	7	2	1	0	0	0	0	0	0	0	0	0	0	0	0	0	0	16	25.6	32.5	20 to 30	62.5	3	18.8
07/01/2023	21:00	0	0	3	2	1	0	0	0	0	0	0	0	0	0	0	0	0	0	0	0	6	25.5	30	20 to 30	83.3	1	16.7
07/01/2023	22:00	0	0	3	6	1	0	0	0	0	0	0	0	0	0	0	0	0	0	0	0	10	26.1	29.2	20 to 30	90.0	1	10.0
07/01/2023	23:00	1	0	0	1	1	0	0	0	0	0	0	0	0	0	0	0	0	0	0	0	3	23.7	35	25 to 35	66.7	1	33.3
24 Hr Summary		11	27	102	290	105	10	0	0	0	0	0	0	0	0	0	0	0	0	0	0	545	26.7	31.6	25 to 35	72.5	115	21.1

Incoming Histogram

Hall Lane coming from Long Stratton

from Wed-Oct-26-2022-02-00-AM to Wed-Feb-01-2023-02-59-PM

Date	Starting Hr:min	<15	15 to <20	20 to <25	25 to <30	30 to <35	35 to <40	40 to <45	45 to <50	50 to <55	55 to <60	60 to <65	65 to <70	70 to <75	75 to <80	80 to <85	85 to <90	90 to <95	95 to <100	100 to >105	Total Counts	Avg Speed (MPH)	85pet Speed	10MPH Pace	% in pace	# of Speeders	% Speeders	
08/01/2023	00:00	0	0	1	0	0	0	0	0	0	0	0	0	0	0	0	0	0	0	0	0	1	22	25	15 to 25	100.0	*	*
08/01/2023	01:00	0	0	0	0	0	0	0	0	0	0	0	0	0	0	0	0	0	0	0	0	0	0	0	*	*	*	*
08/01/2023	02:00	0	0	0	0	0	0	0	0	0	0	0	0	0	0	0	0	0	0	0	0	0	0	0	*	*	*	*
08/01/2023	03:00	0	0	0	1	0	0	0	0	0	0	0	0	0	0	0	0	0	0	0	0	1	27	30	20 to 30	100.0	*	*
08/01/2023	04:00	0	0	0	0	1	0	0	0	0	0	0	0	0	0	0	0	0	0	0	0	1	32	35	25 to 35	100.0	1	100.0
08/01/2023	05:00	0	0	0	1	2	0	0	0	0	0	0	0	0	0	0	0	0	0	0	0	3	30.3	35	25 to 35	100.0	2	66.7
08/01/2023	06:00	0	0	0	0	0	1	0	0	0	0	0	0	0	0	0	0	0	0	0	0	1	37	40	30 to 40	100.0	1	100.0
08/01/2023	07:00	0	0	1	4	0	1	0	0	0	0	0	0	0	0	0	0	0	0	0	0	6	28.2	30	20 to 30	83.3	1	16.7
08/01/2023	08:00	1	0	2	6	2	2	0	0	0	0	0	0	0	0	0	0	0	0	0	0	13	27.5	35	20 to 30	61.5	4	30.8
08/01/2023	09:00	0	0	3	15	7	3	0	0	0	0	0	0	0	0	0	0	0	0	0	0	28	29	34.3	25 to 35	78.6	10	35.7
08/01/2023	10:00	1	0	7	15	11	0	0	0	0	0	0	0	0	0	0	0	0	0	0	0	34	27.4	32.7	25 to 35	76.5	11	32.4
08/01/2023	11:00	2	0	13	16	7	2	0	0	0	0	0	0	0	0	0	0	0	0	0	0	40	26	32.1	20 to 30	72.5	9	22.5
08/01/2023	12:00	2	0	11	27	3	1	0	0	0	0	0	0	0	0	0	0	0	0	0	0	44	26	29.4	20 to 30	86.4	4	9.1
08/01/2023	13:00	1	2	8	21	9	0	0	0	0	0	0	0	0	0	0	0	0	0	0	0	41	26.6	31.7	25 to 35	73.2	9	22.0
08/01/2023	14:00	2	2	11	14	9	1	0	0	0	0	0	0	0	0	0	0	0	0	0	0	39	25.8	32.2	20 to 30	64.1	10	25.6
08/01/2023	15:00	1	2	12	31	3	0	0	0	0	0	0	0	0	0	0	0	0	0	0	0	49	25.7	29.4	20 to 30	87.8	3	6.1
08/01/2023	16:00	1	2	8	22	7	0	1	0	0	0	0	0	0	0	0	0	0	0	0	0	41	26.5	31.4	20 to 30	73.2	8	19.5
08/01/2023	17:00	0	0	2	10	6	2	0	0	0	0	0	0	0	0	0	0	0	0	0	0	20	29.1	34.2	25 to 35	80.0	8	40.0
08/01/2023	18:00	1	0	4	12	2	1	0	0	0	0	0	0	0	0	0	0	0	0	0	0	20	26.5	30	20 to 30	80.0	3	15.0
08/01/2023	19:00	0	1	3	12	4	0	0	0	0	0	0	0	0	0	0	0	0	0	0	0	20	27	31.2	25 to 35	80.0	4	20.0
08/01/2023	20:00	0	1	2	7	1	0	1	0	0	0	0	0	0	0	0	0	0	0	0	0	12	27	30	20 to 30	75.0	2	16.7
08/01/2023	21:00	0	1	2	7	0	0	0	0	0	0	0	0	0	0	0	0	0	0	0	0	10	25.1	28.6	20 to 30	90.0	*	*
08/01/2023	22:00	0	0	1	1	0	1	0	0	0	0	0	0	0	0	0	0	0	0	0	0	3	28.7	40	20 to 30	66.7	1	33.3
08/01/2023	23:00	0	0	0	0	0	0	0	0	0	0	0	0	0	0	0	0	0	0	0	0	0	0	0	*	*	*	*
24 Hr Summary		12	11	91	222	74	15	2	0	0	0	0	0	0	0	0	0	0	0	0	0	427	26.7	31.8	20 to 30	73.3	91	21.3

Incoming Histogram

Hall Lane coming from Long Stratton

from Wed-Oct-26-2022-02-00-AM to Wed-Feb-01-2023-02-59-PM

Date	Starting Hr:min	<15	15 to <20	20 to <25	25 to <30	30 to <35	35 to <40	40 to <45	45 to <50	50 to <55	55 to <60	60 to <65	65 to <70	70 to <75	75 to <80	80 to <85	85 to <90	90 to <95	95 to <100	100 to >105	Total Counts	Avg Speed (MPH)	85pet Speed	10MPH Pace	% in pace	# of Speeders	% Speeders	
09/01/2023	00:00	0	0	0	0	0	0	0	0	0	0	0	0	0	0	0	0	0	0	0	0	0	0	*	*	*	*	
09/01/2023	01:00	0	0	0	1	2	0	0	0	0	0	0	0	0	0	0	0	0	0	0	0	3	30.3	35	25 to 35	100.0	2	66.7
09/01/2023	02:00	0	0	0	0	0	0	0	0	0	0	0	0	0	0	0	0	0	0	0	0	0	0	*	*	*	*	
09/01/2023	03:00	0	0	0	0	0	0	0	0	0	0	0	0	0	0	0	0	0	0	0	0	0	0	*	*	*	*	
09/01/2023	04:00	0	0	0	0	1	1	0	0	0	0	0	0	0	0	0	0	0	0	0	0	2	34.5	40	30 to 40	100.0	2	100.0
09/01/2023	05:00	0	0	1	1	3	0	0	0	0	0	0	0	0	0	0	0	0	0	0	0	5	29.2	33.3	25 to 35	80.0	3	60.0
09/01/2023	06:00	0	0	1	3	4	1	0	0	0	0	0	0	0	0	0	0	0	0	0	0	9	29.9	35	25 to 35	77.8	5	55.6
09/01/2023	07:00	0	0	7	11	7	1	0	0	0	0	0	0	0	0	0	0	0	0	0	0	26	27.7	32.9	20 to 30	69.2	8	30.8
09/01/2023	08:00	3	1	8	21	2	0	0	0	0	0	0	0	0	0	0	0	0	0	0	0	35	24.9	29.3	20 to 30	82.9	2	5.7
09/01/2023	09:00	1	3	12	13	4	1	0	0	0	0	0	0	0	0	0	0	0	0	0	0	34	25	30	20 to 30	73.5	5	14.7
09/01/2023	10:00	0	3	7	15	2	0	0	0	0	0	0	0	0	0	0	0	0	0	0	0	27	25.2	29.3	20 to 30	81.5	2	7.4
09/01/2023	11:00	3	2	15	20	9	1	0	0	0	0	0	0	0	0	0	0	0	0	0	0	50	25.5	31.1	20 to 30	70.0	10	20.0
09/01/2023	12:00	2	1	9	20	7	1	0	0	0	0	0	0	0	0	0	0	0	0	0	0	40	26.2	31.4	20 to 30	72.5	8	20.0
09/01/2023	13:00	1	1	6	19	6	0	0	0	0	0	0	0	0	0	0	0	0	0	0	0	33	26.4	30.8	20 to 30	75.8	6	18.2
09/01/2023	14:00	2	1	13	23	7	0	0	0	0	0	0	0	0	0	0	0	0	0	0	0	46	25.6	30	20 to 30	78.3	7	15.2
09/01/2023	15:00	3	5	20	39	4	2	0	0	0	0	0	0	0	0	0	0	0	0	0	0	73	25.2	29.4	20 to 30	80.8	6	8.2
09/01/2023	16:00	1	3	12	37	8	0	0	0	0	0	0	0	0	0	0	0	0	0	0	0	61	26.3	29.9	20 to 30	80.3	8	13.1
09/01/2023	17:00	0	1	9	38	7	1	0	0	0	0	0	0	0	0	0	0	0	0	0	0	56	27.2	30	20 to 30	83.9	8	14.3
09/01/2023	18:00	1	6	12	30	11	1	0	0	0	0	0	0	0	0	0	0	0	0	0	0	61	26.2	31.4	20 to 30	68.9	12	19.7
09/01/2023	19:00	1	1	9	15	1	2	0	0	0	0	0	0	0	0	0	0	0	0	0	0	29	25.7	29.7	20 to 30	82.8	3	10.3
09/01/2023	20:00	0	0	8	7	5	1	1	0	0	0	0	0	0	0	0	0	0	0	0	0	22	27.6	34	20 to 30	68.2	7	31.8
09/01/2023	21:00	0	1	6	5	10	0	0	0	0	0	0	0	0	0	0	0	0	0	0	0	22	27.7	33.5	25 to 35	68.2	10	45.5
09/01/2023	22:00	0	0	1	2	1	0	0	0	0	0	0	0	0	0	0	0	0	0	0	0	4	27	30	20 to 30	75.0	1	25.0
09/01/2023	23:00	0	0	0	2	1	0	0	0	0	0	0	0	0	0	0	0	0	0	0	0	3	28.7	35	25 to 35	100.0	1	33.3
24 Hr Summary		18	29	156	322	102	13	1	0	0	0	0	0	0	0	0	0	0	0	0	0	641	26.2	31	20 to 30	74.6	116	18.1

Incoming Histogram

Hall Lane coming from Long Stratton

from Wed-Oct-26-2022-02-00-AM to Wed-Feb-01-2023-02-59-PM

Date	Starting Hr:min	<15	15 to <20	20 to <25	25 to <30	30 to <35	35 to <40	40 to <45	45 to <50	50 to <55	55 to <60	60 to <65	65 to <70	70 to <75	75 to <80	80 to <85	85 to <90	90 to <95	95 to <100	100 to >105	Total Counts	Avg Speed (MPH)	85pet Speed	10MPH Pace	% in pace	# of Speeders	% Speeders	
10/01/2023	00:00	0	0	0	1	0	0	0	0	0	0	0	0	0	0	0	0	0	0	0	0	1	27	30	20 to 30	100.0	*	*
10/01/2023	01:00	0	0	0	0	0	0	0	0	0	0	0	0	0	0	0	0	0	0	0	0	0	0	0	*	*	*	*
10/01/2023	02:00	0	0	0	0	0	0	0	0	0	0	0	0	0	0	0	0	0	0	0	0	0	0	0	*	*	*	*
10/01/2023	03:00	0	0	0	0	0	0	0	0	0	0	0	0	0	0	0	0	0	0	0	0	0	0	0	*	*	*	*
10/01/2023	04:00	0	0	0	0	0	0	0	0	0	0	0	0	0	0	0	0	0	0	0	0	0	0	0	*	*	*	*
10/01/2023	05:00	0	0	0	0	3	2	0	0	0	0	0	0	0	0	0	0	0	0	0	0	5	34	37.5	30 to 40	100.0	5	100.0
10/01/2023	06:00	0	1	2	5	1	1	0	0	0	0	0	0	0	0	0	0	0	0	0	0	10	26.5	30	20 to 30	70.0	2	20.0
10/01/2023	07:00	0	2	6	20	4	3	0	0	0	0	0	0	0	0	0	0	0	0	0	0	35	27.3	32.5	20 to 30	74.3	7	20.0
10/01/2023	08:00	2	2	6	17	5	0	0	0	0	0	0	0	0	0	0	0	0	0	0	0	32	25.6	30	20 to 30	71.9	5	15.6
10/01/2023	09:00	1	3	14	18	4	0	0	0	0	0	0	0	0	0	0	0	0	0	0	0	40	24.9	29.4	20 to 30	80.0	4	10.0
10/01/2023	10:00	0	2	12	21	5	0	0	0	0	0	0	0	0	0	0	0	0	0	0	0	40	25.9	29.8	20 to 30	82.5	5	12.5
10/01/2023	11:00	2	3	5	13	7	0	0	0	0	0	0	0	0	0	0	0	0	0	0	0	30	25.5	32.1	25 to 35	66.7	7	23.3
10/01/2023	12:00	0	2	8	14	2	0	0	0	0	0	0	0	0	0	0	0	0	0	0	0	26	25.3	29.3	20 to 30	84.6	2	7.7
10/01/2023	13:00	0	4	10	15	4	2	0	0	0	0	0	0	0	0	0	0	0	0	0	0	35	25.9	31.2	20 to 30	71.4	6	17.1
10/01/2023	14:00	1	2	16	32	4	0	0	0	0	0	0	0	0	0	0	0	0	0	0	0	55	25.6	29.4	20 to 30	87.3	4	7.3
10/01/2023	15:00	1	3	22	45	3	0	0	0	0	0	0	0	0	0	0	0	0	0	0	0	74	25.5	29.1	20 to 30	90.5	3	4.1
10/01/2023	16:00	2	3	22	34	10	2	0	0	0	0	0	0	0	0	0	0	0	0	0	0	73	26	30.5	20 to 30	76.7	12	16.4
10/01/2023	17:00	0	1	16	26	10	0	0	0	0	0	0	0	0	0	0	0	0	0	0	0	53	26.6	31	20 to 30	79.2	10	18.9
10/01/2023	18:00	3	6	14	26	5	0	0	0	0	0	0	0	0	0	0	0	0	0	0	0	54	24.5	29.4	20 to 30	74.1	5	9.3
10/01/2023	19:00	1	1	4	10	4	1	1	0	0	0	0	0	0	0	0	0	0	0	0	0	22	27.1	33.8	20 to 30	63.6	6	27.3
10/01/2023	20:00	0	0	0	8	7	1	0	0	0	0	0	0	0	0	0	0	0	0	0	0	16	30.1	34.3	25 to 35	93.8	8	50.0
10/01/2023	21:00	0	0	0	6	2	0	1	0	0	0	0	0	0	0	0	0	0	0	0	0	9	30.1	35	25 to 35	88.9	3	33.3
10/01/2023	22:00	0	0	1	4	2	0	0	0	0	0	0	0	0	0	0	0	0	0	0	0	7	27.7	32.5	25 to 35	85.7	2	28.6
10/01/2023	23:00	1	0	1	1	2	0	0	0	0	0	0	0	0	0	0	0	0	0	0	0	5	25	32.5	25 to 35	60.0	2	40.0
24 Hr Summary		14	35	159	316	84	12	2	0	0	0	0	0	0	0	0	0	0	0	0	622	26	30.3	20 to 30	76.4	98	15.8	

Incoming Histogram

Hall Lane coming from Long Stratton

from Wed-Oct-26-2022-02-00-AM to Wed-Feb-01-2023-02-59-PM

Date	Starting Hr:min	<15	15 to <20	20 to <25	25 to <30	30 to <35	35 to <40	40 to <45	45 to <50	50 to <55	55 to <60	60 to <65	65 to <70	70 to <75	75 to <80	80 to <85	85 to <90	90 to <95	95 to <100	100 to >105	Total Counts	Avg Speed (MPH)	85pet Speed	10MPH Pace	% in pace	# of Speeders	% Speeders	
11/01/2023	00:00	0	0	0	0	0	0	0	0	0	0	0	0	0	0	0	0	0	0	0	0	0	0	*	*	*	*	
11/01/2023	01:00	0	0	0	0	1	0	0	0	0	0	0	0	0	0	0	0	0	0	0	0	1	32	35	25 to 35	100.0	1	100.0
11/01/2023	02:00	0	0	0	0	0	0	0	0	0	0	0	0	0	0	0	0	0	0	0	0	0	0	*	*	*	*	
11/01/2023	03:00	0	0	0	0	0	0	0	0	0	0	0	0	0	0	0	0	0	0	0	0	0	0	*	*	*	*	
11/01/2023	04:00	0	0	0	0	2	0	0	0	0	0	0	0	0	0	0	0	0	0	0	0	2	32	35	25 to 35	100.0	2	100.0
11/01/2023	05:00	1	0	0	0	2	0	1	0	0	0	0	0	0	0	0	0	0	0	0	0	4	28.3	35	25 to 35	50.0	3	75.0
11/01/2023	06:00	0	0	1	5	2	2	0	0	0	0	0	0	0	0	0	0	0	0	0	0	10	29.6	35	25 to 35	70.0	4	40.0
11/01/2023	07:00	0	0	3	17	8	1	1	0	0	0	0	0	0	0	0	0	0	0	0	0	30	28.9	33.8	25 to 35	83.3	10	33.3
11/01/2023	08:00	1	4	7	22	9	3	0	0	0	0	0	0	0	0	0	0	0	0	0	0	46	26.9	32.8	25 to 35	67.4	12	26.1
11/01/2023	09:00	0	2	5	18	8	0	1	0	0	0	0	0	0	0	0	0	0	0	0	0	34	27.5	32.5	25 to 35	76.5	9	26.5
11/01/2023	10:00	2	0	7	19	5	2	0	0	0	0	0	0	0	0	0	0	0	0	0	0	35	26.4	32	20 to 30	74.3	7	20.0
11/01/2023	11:00	2	2	19	25	7	0	0	0	0	0	0	0	0	0	0	0	0	0	0	0	55	25.3	29.8	20 to 30	80.0	7	12.7
11/01/2023	12:00	5	3	11	17	4	1	0	0	0	0	0	0	0	0	0	0	0	0	0	0	41	24	29.7	20 to 30	68.3	5	12.2
11/01/2023	13:00	3	2	8	15	4	0	0	0	0	0	0	0	0	0	0	0	0	0	0	0	32	24.4	29.7	20 to 30	71.9	4	12.5
11/01/2023	14:00	2	2	6	29	8	0	0	0	0	0	0	0	0	0	0	0	0	0	0	0	47	26.5	30.6	25 to 35	78.7	8	17.0
11/01/2023	15:00	8	2	15	26	5	1	1	0	0	0	0	0	0	0	0	0	0	0	0	0	58	24.4	29.6	20 to 30	70.7	7	12.1
11/01/2023	16:00	2	5	22	34	6	0	0	0	0	0	0	0	0	0	0	0	0	0	0	0	69	25	29.4	20 to 30	81.2	6	8.7
11/01/2023	17:00	1	2	14	26	6	0	0	0	0	0	0	0	0	0	0	0	0	0	0	0	49	25.8	29.8	20 to 30	81.6	6	12.2
11/01/2023	18:00	0	2	9	34	13	2	0	0	0	0	0	0	0	0	0	0	0	0	0	0	60	27.6	32.3	25 to 35	78.3	15	25.0
11/01/2023	19:00	3	2	2	11	7	0	0	0	0	0	0	0	0	0	0	0	0	0	0	0	25	25.4	32.1	25 to 35	72.0	7	28.0
11/01/2023	20:00	1	1	2	6	6	1	0	0	0	0	0	0	0	0	0	0	0	0	0	0	17	27.4	33.3	25 to 35	70.6	7	41.2
11/01/2023	21:00	0	1	1	7	6	0	0	0	0	0	0	0	0	0	0	0	0	0	0	0	15	28.2	33.3	25 to 35	86.7	6	40.0
11/01/2023	22:00	0	0	2	5	2	1	0	0	0	0	0	0	0	0	0	0	0	0	0	0	10	28	32.5	20 to 30	70.0	3	30.0
11/01/2023	23:00	0	0	0	0	1	1	0	0	0	0	0	0	0	0	0	0	0	0	0	0	2	34.5	40	30 to 40	100.0	2	100.0
24 Hr Summary		31	30	134	316	112	15	4	0	0	0	0	0	0	0	0	0	0	0	0	642	26.2	31.6	20 to 30	70.1	131	20.4	



Incoming Histogram

Hall Lane coming from Long Stratton

from Wed-Oct-26-2022-02-00-AM to Wed-Feb-01-2023-02-59-PM

Date	Starting Hr:min	<15	15 to <20	20 to <25	25 to <30	30 to <35	35 to <40	40 to <45	45 to <50	50 to <55	55 to <60	60 to <65	65 to <70	70 to <75	75 to <80	80 to <85	85 to <90	90 to <95	95 to <100	100 to >105	Total Counts	Avg Speed (MPH)	85pet Speed	10MPH Pace	% in pace	# of Speeders	% Speeders	
12/01/2023	00:00	0	0	0	0	1	0	0	0	0	0	0	0	0	0	0	0	0	0	0	0	1	32	35	25 to 35	100.0	1	100.0
12/01/2023	01:00	0	0	0	0	0	0	0	0	0	0	0	0	0	0	0	0	0	0	0	0	0	0	0	*	*	*	*
12/01/2023	02:00	0	0	0	0	0	0	0	0	0	0	0	0	0	0	0	0	0	0	0	0	0	0	0	*	*	*	*
12/01/2023	03:00	0	0	0	0	0	0	0	0	0	0	0	0	0	0	0	0	0	0	0	0	0	0	0	*	*	*	*
12/01/2023	04:00	0	0	0	0	1	0	0	0	0	0	0	0	0	0	0	0	0	0	0	0	1	32	35	25 to 35	100.0	1	100.0
12/01/2023	05:00	0	0	0	0	2	0	0	0	0	0	0	0	0	0	0	0	0	0	0	0	2	32	35	25 to 35	100.0	2	100.0
12/01/2023	06:00	0	0	1	5	3	0	0	0	0	0	0	0	0	0	0	0	0	0	0	0	9	28.2	33.3	25 to 35	88.9	3	33.3
12/01/2023	07:00	0	0	5	23	4	1	0	0	0	0	0	0	0	0	0	0	0	0	0	0	33	27.5	30	20 to 30	84.8	5	15.2
12/01/2023	08:00	2	1	10	25	4	0	0	0	0	0	0	0	0	0	0	0	0	0	0	0	42	25.5	29.6	20 to 30	83.3	4	9.5
12/01/2023	09:00	2	4	10	21	7	3	0	0	0	0	0	0	0	0	0	0	0	0	0	0	47	26.1	32.1	20 to 30	66.0	10	21.3
12/01/2023	10:00	1	3	10	14	2	0	0	0	0	0	0	0	0	0	0	0	0	0	0	0	30	24.4	29.3	20 to 30	80.0	2	6.7
12/01/2023	11:00	1	2	12	11	1	0	0	0	0	0	0	0	0	0	0	0	0	0	0	0	27	23.9	28.6	20 to 30	85.2	1	3.7
12/01/2023	12:00	1	1	8	23	8	0	0	0	0	0	0	0	0	0	0	0	0	0	0	0	41	26.7	31.2	20 to 30	75.6	8	19.5
12/01/2023	13:00	2	5	10	21	9	1	0	0	0	0	0	0	0	0	0	0	0	0	0	0	48	25.7	31.7	20 to 30	64.6	10	20.8
12/01/2023	14:00	1	2	16	25	5	0	0	0	0	0	0	0	0	0	0	0	0	0	0	0	49	25.4	29.6	20 to 30	83.7	5	10.2
12/01/2023	15:00	2	7	17	28	11	2	0	0	0	0	0	0	0	0	0	0	0	0	0	0	67	25.7	31.4	20 to 30	67.2	13	19.4
12/01/2023	16:00	0	5	20	32	10	1	0	0	0	0	0	0	0	0	0	0	0	0	0	0	68	26	30.5	20 to 30	76.5	11	16.2
12/01/2023	17:00	2	2	16	31	10	1	1	0	0	0	0	0	0	0	0	0	0	0	0	0	63	26.5	31.5	20 to 30	74.6	12	19.0
12/01/2023	18:00	9	6	20	33	8	0	0	0	0	0	0	0	0	0	0	0	0	0	0	0	76	24	29.5	20 to 30	69.7	8	10.5
12/01/2023	19:00	3	5	15	9	6	3	0	0	0	0	0	0	0	0	0	0	0	0	0	0	41	24.4	32.5	20 to 30	58.5	9	22.0
12/01/2023	20:00	1	1	2	11	8	1	0	0	0	0	0	0	0	0	0	0	0	0	0	0	24	27.8	33.1	25 to 35	79.2	9	37.5
12/01/2023	21:00	1	0	1	10	2	1	1	0	0	0	0	0	0	0	0	0	0	0	0	0	16	28	35	25 to 35	75.0	4	25.0
12/01/2023	22:00	0	0	2	5	2	2	0	0	0	0	0	0	0	0	0	0	0	0	0	0	11	28.8	35	20 to 30	63.6	4	36.4
12/01/2023	23:00	0	0	3	3	1	0	0	0	0	0	0	0	0	0	0	0	0	0	0	0	7	25.9	30	20 to 30	85.7	1	14.3
24 Hr Summary		28	44	178	330	105	16	2	0	0	0	0	0	0	0	0	0	0	0	0	703	25.8	30.9	20 to 30	72.3	123	17.5	

Incoming Histogram

Hall Lane coming from Long Stratton

from Wed-Oct-26-2022-02-00-AM to Wed-Feb-01-2023-02-59-PM

Date	Starting Hr:min	<15	15 to <20	20 to <25	25 to <30	30 to <35	35 to <40	40 to <45	45 to <50	50 to <55	55 to <60	60 to <65	65 to <70	70 to <75	75 to <80	80 to <85	85 to <90	90 to <95	95 to <100	100 to >105	Total Counts	Avg Speed (MPH)	85pct Speed	10MPH Pace	% in pace	# of Speeders	% Speeders	
13/01/2023	00:00	0	1	1	3	0	0	0	0	0	0	0	0	0	0	0	0	0	0	0	0	5	24	28.3	20 to 30	80.0	*	*
13/01/2023	01:00	0	0	0	0	0	0	0	0	0	0	0	0	0	0	0	0	0	0	0	0	0	0	0	*	*	*	*
13/01/2023	02:00	0	0	0	0	0	0	0	0	0	0	0	0	0	0	0	0	0	0	0	0	0	0	*	*	*	*	
13/01/2023	03:00	0	0	0	0	0	0	0	0	0	0	0	0	0	0	0	0	0	0	0	0	0	0	*	*	*	*	
13/01/2023	04:00	0	0	0	0	1	0	0	1	0	0	0	0	0	0	0	0	0	0	0	0	2	39.5	50	25 to 35	50.0	2	100.0
13/01/2023	05:00	0	0	0	0	2	0	0	0	0	0	0	0	0	0	0	0	0	0	0	0	2	32.5	35	25 to 35	100.0	2	100.0
13/01/2023	06:00	0	0	0	5	1	2	0	0	0	0	0	0	0	0	0	0	0	0	0	0	8	30.1	37.5	25 to 35	75.0	3	37.5
13/01/2023	07:00	1	1	8	15	7	2	0	0	0	0	0	0	0	0	0	0	0	0	0	0	34	26.9	32.9	20 to 30	67.6	9	26.5
13/01/2023	08:00	3	2	12	29	4	0	0	0	0	0	0	0	0	0	0	0	0	0	0	0	50	25.1	29.3	20 to 30	82.0	4	8.0
13/01/2023	09:00	0	1	4	15	7	2	0	0	0	0	0	0	0	0	0	0	0	0	0	0	29	28.1	33.6	25 to 35	75.9	9	31.0
13/01/2023	10:00	2	2	10	22	8	1	0	0	0	0	0	0	0	0	0	0	0	0	0	0	45	26.1	31.2	20 to 30	71.1	9	20.0
13/01/2023	11:00	1	1	15	20	7	2	0	0	0	0	0	0	0	0	0	0	0	0	0	0	46	26.2	31.4	20 to 30	76.1	9	19.6
13/01/2023	12:00	2	2	13	26	5	0	1	0	0	0	0	0	0	0	0	0	0	0	0	0	49	25.8	29.8	20 to 30	79.6	6	12.2
13/01/2023	13:00	4	1	8	30	7	0	0	0	0	0	0	0	0	0	0	0	0	0	0	0	50	25.7	29.8	20 to 30	76.0	7	14.0
13/01/2023	14:00	0	2	10	27	6	1	0	0	0	0	0	0	0	0	0	0	0	0	0	0	46	26.7	30	20 to 30	80.4	7	15.2
13/01/2023	15:00	4	6	15	42	12	0	0	0	0	0	0	0	0	0	0	0	0	0	0	0	79	25.6	30	20 to 30	72.2	12	15.2
13/01/2023	16:00	1	4	24	44	11	3	0	0	0	0	0	0	0	0	0	0	0	0	0	0	87	26.3	30.5	20 to 30	78.2	14	16.1
13/01/2023	17:00	0	3	16	33	8	0	0	0	0	0	0	0	0	0	0	0	0	0	0	0	60	26.2	29.8	20 to 30	81.7	8	13.3
13/01/2023	18:00	1	3	16	32	13	2	0	0	0	0	0	0	0	0	0	0	0	0	0	0	67	26.7	31.9	20 to 30	71.6	15	22.4
13/01/2023	19:00	1	3	10	19	10	4	0	0	0	0	0	0	0	0	0	0	0	0	0	0	47	27.2	33.5	20 to 30	61.7	14	29.8
13/01/2023	20:00	0	0	1	8	0	0	0	0	0	0	0	0	0	0	0	0	0	0	0	0	9	26.6	29.4	20 to 30	100.0	*	*
13/01/2023	21:00	0	0	1	6	4	0	0	0	0	0	0	0	0	0	0	0	0	0	0	0	11	28.5	32.5	25 to 35	90.9	4	36.4
13/01/2023	22:00	0	0	1	9	5	1	0	0	0	0	0	0	0	0	0	0	0	0	0	0	16	29.1	34	25 to 35	87.5	6	37.5
13/01/2023	23:00	0	0	0	2	3	1	0	0	0	0	0	0	0	0	0	0	0	0	0	0	6	31.2	35	25 to 35	83.3	4	66.7
24 Hr Summary		20	32	165	387	121	21	1	1	0	0	0	0	0	0	0	0	0	0	0	748	26.5	31.3	20 to 30	73.8	144	19.3	

Incoming Histogram

Hall Lane coming from Long Stratton

from Wed-Oct-26-2022-02-00-AM to Wed-Feb-01-2023-02-59-PM

Date	Starting Hr:min	<15	15 to <20	20 to <25	25 to <30	30 to <35	35 to <40	40 to <45	45 to <50	50 to <55	55 to <60	60 to <65	65 to <70	70 to <75	75 to <80	80 to <85	85 to <90	90 to <95	95 to <100	100 to >105	Total Counts	Avg Speed (MPH)	85pet Speed	10MPH Pace	% in pace	# of Speeders	% Speeders	
14/01/2023	00:00	0	0	0	1	1	0	0	0	0	0	0	0	0	0	0	0	0	0	0	0	2	29.5	35	25 to 35	100.0	1	50.0
14/01/2023	01:00	0	0	0	0	0	0	0	0	0	0	0	0	0	0	0	0	0	0	0	0	0	0	0	*	*	*	*
14/01/2023	02:00	0	0	0	0	0	0	0	0	0	0	0	0	0	0	0	0	0	0	0	0	0	0	0	*	*	*	*
14/01/2023	03:00	0	0	0	0	0	0	0	0	0	0	0	0	0	0	0	0	0	0	0	0	0	0	0	*	*	*	*
14/01/2023	04:00	0	0	0	1	1	0	0	0	0	0	0	0	0	0	0	0	0	0	0	0	2	29.5	35	25 to 35	100.0	1	50.0
14/01/2023	05:00	0	1	1	0	2	0	0	0	0	0	0	0	0	0	0	0	0	0	0	0	4	26	32.5	15 to 25	50.0	2	50.0
14/01/2023	06:00	0	0	0	0	1	0	0	0	0	0	0	0	0	0	0	0	0	0	0	0	1	32	35	25 to 35	100.0	1	100.0
14/01/2023	07:00	1	0	0	4	0	0	0	0	0	0	0	0	0	0	0	0	0	0	0	0	5	24	28.8	20 to 30	80.0	*	*
14/01/2023	08:00	1	2	0	9	5	1	0	0	0	0	0	0	0	0	0	0	0	0	0	0	18	27.3	33	25 to 35	77.8	6	33.3
14/01/2023	09:00	2	1	7	16	5	1	0	0	0	0	0	0	0	0	0	0	0	0	0	0	32	25.9	31	20 to 30	71.9	6	18.8
14/01/2023	10:00	1	3	12	22	7	1	0	0	0	0	0	0	0	0	0	0	0	0	0	0	46	26	30.7	20 to 30	73.9	8	17.4
14/01/2023	11:00	3	1	15	16	9	1	0	0	0	0	0	0	0	0	0	0	0	0	0	0	45	25.6	31.7	20 to 30	68.9	10	22.2
14/01/2023	12:00	1	1	10	34	4	0	1	0	0	0	0	0	0	0	0	0	0	0	0	0	51	26.5	29.6	20 to 30	86.3	5	9.8
14/01/2023	13:00	0	0	11	22	7	1	0	0	0	0	0	0	0	0	0	0	0	0	0	0	41	27	31.4	20 to 30	80.5	8	19.5
14/01/2023	14:00	0	0	9	22	8	2	0	0	0	0	0	0	0	0	0	0	0	0	0	0	41	27.7	32.5	20 to 30	75.6	10	24.4
14/01/2023	15:00	2	1	13	27	3	3	0	0	0	0	0	0	0	0	0	0	0	0	0	0	49	26	29.8	20 to 30	81.6	6	12.2
14/01/2023	16:00	2	3	13	34	4	1	0	0	0	0	0	0	0	0	0	0	0	0	0	0	57	25.7	29.4	20 to 30	82.5	5	8.8
14/01/2023	17:00	0	6	11	17	12	0	0	0	0	0	0	0	0	0	0	0	0	0	0	0	46	26.1	32.1	25 to 35	63.0	12	26.1
14/01/2023	18:00	0	5	6	16	13	0	0	0	0	0	0	0	0	0	0	0	0	0	0	0	40	27	32.7	25 to 35	72.5	13	32.5
14/01/2023	19:00	0	0	2	12	8	0	0	0	0	0	0	0	0	0	0	0	0	0	0	0	22	28.7	33.1	25 to 35	90.9	8	36.4
14/01/2023	20:00	0	1	3	7	2	2	0	0	0	0	0	0	0	0	0	0	0	0	0	0	15	27.5	35	20 to 30	66.7	4	26.7
14/01/2023	21:00	0	1	2	6	2	0	0	0	0	0	0	0	0	0	0	0	0	0	0	0	11	26.2	30	20 to 30	72.7	2	18.2
14/01/2023	22:00	0	2	4	4	1	1	0	0	0	0	0	0	0	0	0	0	0	0	0	0	12	25	30	20 to 30	66.7	2	16.7
14/01/2023	23:00	0	0	3	6	2	0	0	0	0	0	0	0	0	0	0	0	0	0	0	0	11	26.7	30	20 to 30	81.8	2	18.2
24 Hr Summary		13	28	122	276	97	14	1	0	0	0	0	0	0	0	0	0	0	0	0	0	551	26.5	31.5	20 to 30	72.2	112	20.3

Incoming Histogram

Hall Lane coming from Long Stratton

from Wed-Oct-26-2022-02-00-AM to Wed-Feb-01-2023-02-59-PM

Date	Starting Hr:min	<15	15 to <20	20 to <25	25 to <30	30 to <35	35 to <40	40 to <45	45 to <50	50 to <55	55 to <60	60 to <65	65 to <70	70 to <75	75 to <80	80 to <85	85 to <90	90 to <95	95 to <100	100 to >105	Total Counts	Avg Speed (MPH)	85pet Speed	10MPH Pace	% in pace	# of Speeders	% Speeders	
15/01/2023	00:00	0	0	1	0	1	0	0	0	0	0	0	0	0	0	0	0	0	0	0	0	2	27	35	15 to 25	50.0	1	50.0
15/01/2023	01:00	0	0	0	1	0	1	0	0	0	0	0	0	0	0	0	0	0	0	0	0	2	32	40	20 to 30	50.0	1	50.0
15/01/2023	02:00	0	0	0	0	0	0	0	0	0	0	0	0	0	0	0	0	0	0	0	0	0	0	0	*	*	*	*
15/01/2023	03:00	0	0	0	0	1	0	0	0	0	0	0	0	0	0	0	0	0	0	0	0	1	32	35	25 to 35	100.0	1	100.0
15/01/2023	04:00	0	0	0	0	2	0	0	0	0	0	0	0	0	0	0	0	0	0	0	0	2	32	35	25 to 35	100.0	2	100.0
15/01/2023	05:00	0	0	2	0	0	0	0	0	0	0	0	0	0	0	0	0	0	0	0	0	2	22.5	25	15 to 25	100.0	*	*
15/01/2023	06:00	0	0	0	0	0	0	0	0	0	0	0	0	0	0	0	0	0	0	0	0	0	0	0	*	*	*	*
15/01/2023	07:00	1	0	0	1	0	1	0	0	0	0	0	0	0	0	0	0	0	0	0	0	3	25.3	40	5 to 15	33.3	1	33.3
15/01/2023	08:00	0	0	2	11	1	0	0	0	0	0	0	0	0	0	0	0	0	0	0	0	14	26.8	29.5	20 to 30	92.9	1	7.1
15/01/2023	09:00	1	1	3	6	1	0	1	0	0	0	0	0	0	0	0	0	0	0	0	0	13	25.6	30	20 to 30	69.2	2	15.4
15/01/2023	10:00	1	1	9	17	11	1	0	0	0	0	0	0	0	0	0	0	0	0	0	0	40	27	32.7	25 to 35	70.0	12	30.0
15/01/2023	11:00	2	1	10	27	6	3	0	0	0	0	0	0	0	0	0	0	0	0	0	0	49	26.7	31.7	20 to 30	75.5	9	18.4
15/01/2023	12:00	2	4	4	31	13	2	0	0	0	0	0	0	0	0	0	0	0	0	0	0	56	27.3	32.7	25 to 35	78.6	15	26.8
15/01/2023	13:00	4	2	9	24	9	0	0	0	0	0	0	0	0	0	0	0	0	0	0	0	48	25.6	31.1	20 to 30	68.8	9	18.8
15/01/2023	14:00	0	3	12	20	11	1	1	0	0	0	0	0	0	0	0	0	0	0	0	0	48	27.1	32.7	20 to 30	66.7	13	27.1
15/01/2023	15:00	3	0	14	20	11	0	0	0	0	0	0	0	0	0	0	0	0	0	0	0	48	26	31.8	20 to 30	70.8	11	22.9
15/01/2023	16:00	1	3	11	21	7	0	0	0	0	0	0	0	0	0	0	0	0	0	0	0	43	25.6	30.7	20 to 30	74.4	7	16.3
15/01/2023	17:00	0	0	2	11	8	2	0	0	0	0	0	0	0	0	0	0	0	0	0	0	23	29.3	34.4	25 to 35	82.6	10	43.5
15/01/2023	18:00	1	1	5	13	1	0	0	0	0	0	0	0	0	0	0	0	0	0	0	0	21	25.1	29.2	20 to 30	85.7	1	4.8
15/01/2023	19:00	0	0	6	5	6	3	2	0	0	0	0	0	0	0	0	0	0	0	0	0	22	30	38.3	20 to 30	50.0	11	50.0
15/01/2023	20:00	0	0	1	8	2	0	0	0	0	0	0	0	0	0	0	0	0	0	0	0	11	27.7	30	25 to 35	90.9	2	18.2
15/01/2023	21:00	0	1	0	3	1	0	0	0	0	0	0	0	0	0	0	0	0	0	0	0	5	26.2	30	25 to 35	80.0	1	20.0
15/01/2023	22:00	0	0	2	2	3	0	0	0	0	0	0	0	0	0	0	0	0	0	0	0	7	27.9	33.3	25 to 35	71.4	3	42.9
15/01/2023	23:00	0	0	0	1	1	0	0	0	0	0	0	0	0	0	0	0	0	0	0	0	2	29.5	35	25 to 35	100.0	1	50.0
24 Hr Summary		16	17	93	222	96	14	4	0	0	0	0	0	0	0	0	0	0	0	0	0	462	26.8	32.3	25 to 35	68.8	114	24.7

Incoming Histogram

Hall Lane coming from Long Stratton

from Wed-Oct-26-2022-02-00-AM to Wed-Feb-01-2023-02-59-PM

Date	Starting Hr:min	<15	15 to <20	20 to <25	25 to <30	30 to <35	35 to <40	40 to <45	45 to <50	50 to <55	55 to <60	60 to <65	65 to <70	70 to <75	75 to <80	80 to <85	85 to <90	90 to <95	95 to <100	100 to >105	Total Counts	Avg Speed (MPH)	85pct Speed	10MPH Pace	% in pace	# of Speeders	% Speeders	
16/01/2023	00:00	0	0	0	0	4	0	0	0	0	0	0	0	0	0	0	0	0	0	0	0	4	32.3	33.8	25 to 35	100.0	4	100.0
16/01/2023	01:00	0	0	0	0	0	0	0	0	0	0	0	0	0	0	0	0	0	0	0	0	0	0	0	*	*	*	*
16/01/2023	02:00	0	0	0	1	0	0	0	0	0	0	0	0	0	0	0	0	0	0	0	0	1	27	30	20 to 30	100.0	*	*
16/01/2023	03:00	0	0	0	0	0	0	0	0	0	0	0	0	0	0	0	0	0	0	0	0	0	0	0	*	*	*	*
16/01/2023	04:00	0	0	0	0	2	0	0	1	0	0	0	0	0	0	0	0	0	0	0	0	3	37	50	25 to 35	66.7	3	100.0
16/01/2023	05:00	0	0	0	1	2	3	0	0	0	0	0	0	0	0	0	0	0	0	0	0	6	33.7	38.3	30 to 40	83.3	5	83.3
16/01/2023	06:00	0	0	0	1	7	0	0	0	0	0	0	0	0	0	0	0	0	0	0	0	8	31.4	34.3	25 to 35	100.0	7	87.5
16/01/2023	07:00	0	0	4	19	11	3	0	0	0	0	0	0	0	0	0	0	0	0	0	0	37	29.1	33.6	25 to 35	81.1	14	37.8
16/01/2023	08:00	2	0	9	21	4	0	0	0	0	0	0	0	0	0	0	0	0	0	0	0	36	25.7	29.8	20 to 30	83.3	4	11.1
16/01/2023	09:00	2	1	7	14	12	2	1	0	0	0	0	0	0	0	0	0	0	0	0	0	39	27.6	33.8	25 to 35	66.7	15	38.5
16/01/2023	10:00	0	1	7	28	7	0	0	0	0	0	0	0	0	0	0	0	0	0	0	0	43	27.1	30.7	20 to 30	81.4	7	16.3
16/01/2023	11:00	2	2	12	22	4	1	0	0	0	0	0	0	0	0	0	0	0	0	0	0	43	25.3	29.8	20 to 30	79.1	5	11.6
16/01/2023	12:00	3	2	10	15	7	0	0	0	0	0	0	0	0	0	0	0	0	0	0	0	37	25.1	30.7	20 to 30	67.6	7	18.9
16/01/2023	13:00	2	4	11	17	9	1	0	0	0	0	0	0	0	0	0	0	0	0	0	0	44	25.5	31.7	20 to 30	63.6	10	22.7
16/01/2023	14:00	2	0	10	24	7	1	0	0	0	0	0	0	0	0	0	0	0	0	0	0	44	26.5	30.7	20 to 30	77.3	8	18.2
16/01/2023	15:00	2	10	16	37	11	2	0	0	0	0	0	0	0	0	0	0	0	0	0	0	78	25.5	30.5	20 to 30	67.9	13	16.7
16/01/2023	16:00	0	2	15	32	7	1	0	0	0	0	0	0	0	0	0	0	0	0	0	0	57	26.4	29.8	20 to 30	82.5	8	14.0
16/01/2023	17:00	4	5	20	31	13	1	0	0	0	0	0	0	0	0	0	0	0	0	0	0	74	25.5	31.2	20 to 30	68.9	14	18.9
16/01/2023	18:00	3	2	11	28	11	1	0	0	0	0	0	0	0	0	0	0	0	0	0	0	56	26.4	31.8	20 to 30	69.6	12	21.4
16/01/2023	19:00	0	2	14	16	7	3	0	0	0	0	0	0	0	0	0	0	0	0	0	0	42	26.7	32.9	20 to 30	71.4	10	23.8
16/01/2023	20:00	0	2	6	10	2	1	0	0	0	0	0	0	0	0	0	0	0	0	0	0	21	25.8	30	20 to 30	76.2	3	14.3
16/01/2023	21:00	0	0	2	4	3	0	0	0	0	0	0	0	0	0	0	0	0	0	0	0	9	27.7	33.3	25 to 35	77.8	3	33.3
16/01/2023	22:00	0	0	0	1	2	0	0	0	0	0	0	0	0	0	0	0	0	0	0	0	3	30.3	35	25 to 35	100.0	2	66.7
16/01/2023	23:00	0	0	0	3	2	0	0	0	0	0	0	0	0	0	0	0	0	0	0	0	5	29	32.5	25 to 35	100.0	2	40.0
24 Hr Summary		22	33	154	325	134	20	1	1	0	0	0	0	0	0	0	0	0	0	0	690	26.5	31.9	20 to 30	69.4	156	22.6	

Incoming Histogram

Hall Lane coming from Long Stratton

from Wed-Oct-26-2022-02-00-AM to Wed-Feb-01-2023-02-59-PM

Date	Starting Hr:min	<15	15 to <20	20 to <25	25 to <30	30 to <35	35 to <40	40 to <45	45 to <50	50 to <55	55 to <60	60 to <65	65 to <70	70 to <75	75 to <80	80 to <85	85 to <90	90 to <95	95 to <100	100 to >105	Total Counts	Avg Speed (MPH)	85pet Speed	10MPH Pace	% in pace	# of Speeders	% Speeders	
17/01/2023	00:00	0	0	0	2	0	1	0	0	0	0	0	0	0	0	0	0	0	0	0	0	3	30.3	40	20 to 30	66.7	1	33.3
17/01/2023	01:00	0	0	0	1	0	0	0	0	0	0	0	0	0	0	0	0	0	0	0	0	1	27	30	20 to 30	100.0	*	*
17/01/2023	02:00	0	0	0	0	0	0	0	0	0	0	0	0	0	0	0	0	0	0	0	0	0	0	0	*	*	*	*
17/01/2023	03:00	0	0	0	1	0	0	0	0	0	0	0	0	0	0	0	0	0	0	0	0	1	27	30	20 to 30	100.0	*	*
17/01/2023	04:00	0	0	0	2	1	0	0	0	0	0	0	0	0	0	0	0	0	0	0	0	3	28.7	35	25 to 35	100.0	1	33.3
17/01/2023	05:00	0	0	0	5	1	0	0	0	0	0	0	0	0	0	0	0	0	0	0	0	6	28	30	25 to 35	100.0	1	16.7
17/01/2023	06:00	0	0	1	4	1	2	0	0	0	0	0	0	0	0	0	0	0	0	0	0	8	29.6	37.5	20 to 30	62.5	3	37.5
17/01/2023	07:00	1	3	10	18	6	0	0	0	0	0	0	0	0	0	0	0	0	0	0	0	38	25.4	30	20 to 30	73.7	6	15.8
17/01/2023	08:00	0	0	1	3	0	0	0	0	0	0	0	0	0	0	0	0	0	0	0	0	4	26	28.3	20 to 30	100.0	*	*
17/01/2023	09:00	*	*	*	*	*	*	*	*	*	*	*	*	*	*	*	*	*	*	*	*	*	*	*	*	*	*	*
17/01/2023	10:00	*	*	*	*	*	*	*	*	*	*	*	*	*	*	*	*	*	*	*	*	*	*	*	*	*	*	*
17/01/2023	11:00	*	*	*	*	*	*	*	*	*	*	*	*	*	*	*	*	*	*	*	*	*	*	*	*	*	*	*
17/01/2023	12:00	*	*	*	*	*	*	*	*	*	*	*	*	*	*	*	*	*	*	*	*	*	*	*	*	*	*	*
17/01/2023	13:00	*	*	*	*	*	*	*	*	*	*	*	*	*	*	*	*	*	*	*	*	*	*	*	*	*	*	*
17/01/2023	14:00	*	*	*	*	*	*	*	*	*	*	*	*	*	*	*	*	*	*	*	*	*	*	*	*	*	*	*
17/01/2023	15:00	*	*	*	*	*	*	*	*	*	*	*	*	*	*	*	*	*	*	*	*	*	*	*	*	*	*	*
17/01/2023	16:00	*	*	*	*	*	*	*	*	*	*	*	*	*	*	*	*	*	*	*	*	*	*	*	*	*	*	*
17/01/2023	17:00	*	*	*	*	*	*	*	*	*	*	*	*	*	*	*	*	*	*	*	*	*	*	*	*	*	*	*
17/01/2023	18:00	*	*	*	*	*	*	*	*	*	*	*	*	*	*	*	*	*	*	*	*	*	*	*	*	*	*	*
17/01/2023	19:00	*	*	*	*	*	*	*	*	*	*	*	*	*	*	*	*	*	*	*	*	*	*	*	*	*	*	*
17/01/2023	20:00	*	*	*	*	*	*	*	*	*	*	*	*	*	*	*	*	*	*	*	*	*	*	*	*	*	*	*
17/01/2023	21:00	*	*	*	*	*	*	*	*	*	*	*	*	*	*	*	*	*	*	*	*	*	*	*	*	*	*	*
17/01/2023	22:00	*	*	*	*	*	*	*	*	*	*	*	*	*	*	*	*	*	*	*	*	*	*	*	*	*	*	*
17/01/2023	23:00	*	*	*	*	*	*	*	*	*	*	*	*	*	*	*	*	*	*	*	*	*	*	*	*	*	*	*
24 Hr Summary		1	3	12	36	9	3	0	0	0	0	0	0	0	0	0	0	0	0	0	0	64	26.7	31.1	20 to 30	75.0	12	18.8

Incoming Histogram

Hall Lane coming from Long Stratton

from Wed-Oct-26-2022-02-00-AM to Wed-Feb-01-2023-02-59-PM

Date	Starting Hr:min	<15	15 to <20	20 to <25	25 to <30	30 to <35	35 to <40	40 to <45	45 to <50	50 to <55	55 to <60	60 to <65	65 to <70	70 to <75	75 to <80	80 to <85	85 to <90	90 to <95	95 to <100	100 to >105	Total Counts	Avg Speed (MPH)	85pet Speed	10MPH Pace	% in pace	# of Speeders	% Speeders
18/01/2023	00:00	*	*	*	*	*	*	*	*	*	*	*	*	*	*	*	*	*	*	*	*	*	*	*	*	*	*
18/01/2023	01:00	*	*	*	*	*	*	*	*	*	*	*	*	*	*	*	*	*	*	*	*	*	*	*	*	*	*
18/01/2023	02:00	*	*	*	*	*	*	*	*	*	*	*	*	*	*	*	*	*	*	*	*	*	*	*	*	*	*
18/01/2023	03:00	*	*	*	*	*	*	*	*	*	*	*	*	*	*	*	*	*	*	*	*	*	*	*	*	*	*
18/01/2023	04:00	*	*	*	*	*	*	*	*	*	*	*	*	*	*	*	*	*	*	*	*	*	*	*	*	*	*
18/01/2023	05:00	*	*	*	*	*	*	*	*	*	*	*	*	*	*	*	*	*	*	*	*	*	*	*	*	*	*
18/01/2023	06:00	*	*	*	*	*	*	*	*	*	*	*	*	*	*	*	*	*	*	*	*	*	*	*	*	*	*
18/01/2023	07:00	*	*	*	*	*	*	*	*	*	*	*	*	*	*	*	*	*	*	*	*	*	*	*	*	*	*
18/01/2023	08:00	*	*	*	*	*	*	*	*	*	*	*	*	*	*	*	*	*	*	*	*	*	*	*	*	*	*
18/01/2023	09:00	*	*	*	*	*	*	*	*	*	*	*	*	*	*	*	*	*	*	*	*	*	*	*	*	*	*
18/01/2023	10:00	*	*	*	*	*	*	*	*	*	*	*	*	*	*	*	*	*	*	*	*	*	*	*	*	*	*
18/01/2023	11:00	*	*	*	*	*	*	*	*	*	*	*	*	*	*	*	*	*	*	*	*	*	*	*	*	*	*
18/01/2023	12:00	*	*	*	*	*	*	*	*	*	*	*	*	*	*	*	*	*	*	*	*	*	*	*	*	*	*
18/01/2023	13:00	*	*	*	*	*	*	*	*	*	*	*	*	*	*	*	*	*	*	*	*	*	*	*	*	*	*
18/01/2023	14:00	*	*	*	*	*	*	*	*	*	*	*	*	*	*	*	*	*	*	*	*	*	*	*	*	*	*
18/01/2023	15:00	*	*	*	*	*	*	*	*	*	*	*	*	*	*	*	*	*	*	*	*	*	*	*	*	*	*
18/01/2023	16:00	*	*	*	*	*	*	*	*	*	*	*	*	*	*	*	*	*	*	*	*	*	*	*	*	*	*
18/01/2023	17:00	*	*	*	*	*	*	*	*	*	*	*	*	*	*	*	*	*	*	*	*	*	*	*	*	*	*
18/01/2023	18:00	*	*	*	*	*	*	*	*	*	*	*	*	*	*	*	*	*	*	*	*	*	*	*	*	*	*
18/01/2023	19:00	*	*	*	*	*	*	*	*	*	*	*	*	*	*	*	*	*	*	*	*	*	*	*	*	*	*
18/01/2023	20:00	*	*	*	*	*	*	*	*	*	*	*	*	*	*	*	*	*	*	*	*	*	*	*	*	*	*
18/01/2023	21:00	*	*	*	*	*	*	*	*	*	*	*	*	*	*	*	*	*	*	*	*	*	*	*	*	*	*
18/01/2023	22:00	*	*	*	*	*	*	*	*	*	*	*	*	*	*	*	*	*	*	*	*	*	*	*	*	*	*
18/01/2023	23:00	*	*	*	*	*	*	*	*	*	*	*	*	*	*	*	*	*	*	*	*	*	*	*	*	*	*
24 Hr Summary		0	0	0	0	0	0	0	0	0	0	0	0	0	0	0	0	0	0	0	0	0	0	0	*	*	*

Incoming Histogram

Hall Lane coming from Long Stratton

from Wed-Oct-26-2022-02-00-AM to Wed-Feb-01-2023-02-59-PM

Date	Starting Hr:min	<15	15 to <20	20 to <25	25 to <30	30 to <35	35 to <40	40 to <45	45 to <50	50 to <55	55 to <60	60 to <65	65 to <70	70 to <75	75 to <80	80 to <85	85 to <90	90 to <95	95 to <100	100 to >105	Total Counts	Avg Speed (MPH)	85pet Speed	10MPH Pace	% in pace	# of Speeders	% Speeders
19/01/2023	00:00	*	*	*	*	*	*	*	*	*	*	*	*	*	*	*	*	*	*	*	*	*	*	*	*	*	*
19/01/2023	01:00	*	*	*	*	*	*	*	*	*	*	*	*	*	*	*	*	*	*	*	*	*	*	*	*	*	*
19/01/2023	02:00	*	*	*	*	*	*	*	*	*	*	*	*	*	*	*	*	*	*	*	*	*	*	*	*	*	*
19/01/2023	03:00	*	*	*	*	*	*	*	*	*	*	*	*	*	*	*	*	*	*	*	*	*	*	*	*	*	*
19/01/2023	04:00	*	*	*	*	*	*	*	*	*	*	*	*	*	*	*	*	*	*	*	*	*	*	*	*	*	*
19/01/2023	05:00	*	*	*	*	*	*	*	*	*	*	*	*	*	*	*	*	*	*	*	*	*	*	*	*	*	*
19/01/2023	06:00	*	*	*	*	*	*	*	*	*	*	*	*	*	*	*	*	*	*	*	*	*	*	*	*	*	*
19/01/2023	07:00	*	*	*	*	*	*	*	*	*	*	*	*	*	*	*	*	*	*	*	*	*	*	*	*	*	*
19/01/2023	08:00	*	*	*	*	*	*	*	*	*	*	*	*	*	*	*	*	*	*	*	*	*	*	*	*	*	*
19/01/2023	09:00	*	*	*	*	*	*	*	*	*	*	*	*	*	*	*	*	*	*	*	*	*	*	*	*	*	*
19/01/2023	10:00	*	*	*	*	*	*	*	*	*	*	*	*	*	*	*	*	*	*	*	*	*	*	*	*	*	*
19/01/2023	11:00	*	*	*	*	*	*	*	*	*	*	*	*	*	*	*	*	*	*	*	*	*	*	*	*	*	*
19/01/2023	12:00	*	*	*	*	*	*	*	*	*	*	*	*	*	*	*	*	*	*	*	*	*	*	*	*	*	*
19/01/2023	13:00	*	*	*	*	*	*	*	*	*	*	*	*	*	*	*	*	*	*	*	*	*	*	*	*	*	*
19/01/2023	14:00	*	*	*	*	*	*	*	*	*	*	*	*	*	*	*	*	*	*	*	*	*	*	*	*	*	*
19/01/2023	15:00	*	*	*	*	*	*	*	*	*	*	*	*	*	*	*	*	*	*	*	*	*	*	*	*	*	*
19/01/2023	16:00	*	*	*	*	*	*	*	*	*	*	*	*	*	*	*	*	*	*	*	*	*	*	*	*	*	*
19/01/2023	17:00	*	*	*	*	*	*	*	*	*	*	*	*	*	*	*	*	*	*	*	*	*	*	*	*	*	*
19/01/2023	18:00	*	*	*	*	*	*	*	*	*	*	*	*	*	*	*	*	*	*	*	*	*	*	*	*	*	*
19/01/2023	19:00	*	*	*	*	*	*	*	*	*	*	*	*	*	*	*	*	*	*	*	*	*	*	*	*	*	*
19/01/2023	20:00	*	*	*	*	*	*	*	*	*	*	*	*	*	*	*	*	*	*	*	*	*	*	*	*	*	*
19/01/2023	21:00	*	*	*	*	*	*	*	*	*	*	*	*	*	*	*	*	*	*	*	*	*	*	*	*	*	*
19/01/2023	22:00	*	*	*	*	*	*	*	*	*	*	*	*	*	*	*	*	*	*	*	*	*	*	*	*	*	*
19/01/2023	23:00	*	*	*	*	*	*	*	*	*	*	*	*	*	*	*	*	*	*	*	*	*	*	*	*	*	*
24 Hr Summary		0	0	0	0	0	0	0	0	0	0	0	0	0	0	0	0	0	0	0	0	0	0	0	*	*	*



Incoming Histogram

Hall Lane coming from Long Stratton

from Wed-Oct-26-2022-02-00-AM to Wed-Feb-01-2023-02-59-PM

Date	Starting Hr:min	<15	15 to <20	20 to <25	25 to <30	30 to <35	35 to <40	40 to <45	45 to <50	50 to <55	55 to <60	60 to <65	65 to <70	70 to <75	75 to <80	80 to <85	85 to <90	90 to <95	95 to <100	100 to >105	Total Counts	Avg Speed (MPH)	85pet Speed	10MPH Pace	% in pace	# of Speeders	% Speeders
20/01/2023	00:00	*	*	*	*	*	*	*	*	*	*	*	*	*	*	*	*	*	*	*	*	*	*	*	*	*	*
20/01/2023	01:00	*	*	*	*	*	*	*	*	*	*	*	*	*	*	*	*	*	*	*	*	*	*	*	*	*	*
20/01/2023	02:00	*	*	*	*	*	*	*	*	*	*	*	*	*	*	*	*	*	*	*	*	*	*	*	*	*	*
20/01/2023	03:00	*	*	*	*	*	*	*	*	*	*	*	*	*	*	*	*	*	*	*	*	*	*	*	*	*	*
20/01/2023	04:00	*	*	*	*	*	*	*	*	*	*	*	*	*	*	*	*	*	*	*	*	*	*	*	*	*	*
20/01/2023	05:00	*	*	*	*	*	*	*	*	*	*	*	*	*	*	*	*	*	*	*	*	*	*	*	*	*	*
20/01/2023	06:00	*	*	*	*	*	*	*	*	*	*	*	*	*	*	*	*	*	*	*	*	*	*	*	*	*	*
20/01/2023	07:00	*	*	*	*	*	*	*	*	*	*	*	*	*	*	*	*	*	*	*	*	*	*	*	*	*	*
20/01/2023	08:00	*	*	*	*	*	*	*	*	*	*	*	*	*	*	*	*	*	*	*	*	*	*	*	*	*	*
20/01/2023	09:00	*	*	*	*	*	*	*	*	*	*	*	*	*	*	*	*	*	*	*	*	*	*	*	*	*	*
20/01/2023	10:00	*	*	*	*	*	*	*	*	*	*	*	*	*	*	*	*	*	*	*	*	*	*	*	*	*	*
20/01/2023	11:00	*	*	*	*	*	*	*	*	*	*	*	*	*	*	*	*	*	*	*	*	*	*	*	*	*	*
20/01/2023	12:00	*	*	*	*	*	*	*	*	*	*	*	*	*	*	*	*	*	*	*	*	*	*	*	*	*	*
20/01/2023	13:00	*	*	*	*	*	*	*	*	*	*	*	*	*	*	*	*	*	*	*	*	*	*	*	*	*	*
20/01/2023	14:00	*	*	*	*	*	*	*	*	*	*	*	*	*	*	*	*	*	*	*	*	*	*	*	*	*	*
20/01/2023	15:00	*	*	*	*	*	*	*	*	*	*	*	*	*	*	*	*	*	*	*	*	*	*	*	*	*	*
20/01/2023	16:00	*	*	*	*	*	*	*	*	*	*	*	*	*	*	*	*	*	*	*	*	*	*	*	*	*	*
20/01/2023	17:00	*	*	*	*	*	*	*	*	*	*	*	*	*	*	*	*	*	*	*	*	*	*	*	*	*	*
20/01/2023	18:00	*	*	*	*	*	*	*	*	*	*	*	*	*	*	*	*	*	*	*	*	*	*	*	*	*	*
20/01/2023	19:00	*	*	*	*	*	*	*	*	*	*	*	*	*	*	*	*	*	*	*	*	*	*	*	*	*	*
20/01/2023	20:00	*	*	*	*	*	*	*	*	*	*	*	*	*	*	*	*	*	*	*	*	*	*	*	*	*	*
20/01/2023	21:00	*	*	*	*	*	*	*	*	*	*	*	*	*	*	*	*	*	*	*	*	*	*	*	*	*	*
20/01/2023	22:00	*	*	*	*	*	*	*	*	*	*	*	*	*	*	*	*	*	*	*	*	*	*	*	*	*	*
20/01/2023	23:00	*	*	*	*	*	*	*	*	*	*	*	*	*	*	*	*	*	*	*	*	*	*	*	*	*	*
24 Hr Summary		0	0	0	0	0	0	0	0	0	0	0	0	0	0	0	0	0	0	0	0	0	0	0	*	*	*

Incoming Histogram

Hall Lane coming from Long Stratton

from Wed-Oct-26-2022-02-00-AM to Wed-Feb-01-2023-02-59-PM

Date	Starting Hr:min	<15	15 to <20	20 to <25	25 to <30	30 to <35	35 to <40	40 to <45	45 to <50	50 to <55	55 to <60	60 to <65	65 to <70	70 to <75	75 to <80	80 to <85	85 to <90	90 to <95	95 to <100	100 to >105	Total Counts	Avg Speed (MPH)	85pet Speed	10MPH Pace	% in pace	# of Speeders	% Speeders
21/01/2023	00:00	*	*	*	*	*	*	*	*	*	*	*	*	*	*	*	*	*	*	*	*	*	*	*	*	*	*
21/01/2023	01:00	*	*	*	*	*	*	*	*	*	*	*	*	*	*	*	*	*	*	*	*	*	*	*	*	*	*
21/01/2023	02:00	*	*	*	*	*	*	*	*	*	*	*	*	*	*	*	*	*	*	*	*	*	*	*	*	*	*
21/01/2023	03:00	*	*	*	*	*	*	*	*	*	*	*	*	*	*	*	*	*	*	*	*	*	*	*	*	*	*
21/01/2023	04:00	*	*	*	*	*	*	*	*	*	*	*	*	*	*	*	*	*	*	*	*	*	*	*	*	*	*
21/01/2023	05:00	*	*	*	*	*	*	*	*	*	*	*	*	*	*	*	*	*	*	*	*	*	*	*	*	*	*
21/01/2023	06:00	*	*	*	*	*	*	*	*	*	*	*	*	*	*	*	*	*	*	*	*	*	*	*	*	*	*
21/01/2023	07:00	*	*	*	*	*	*	*	*	*	*	*	*	*	*	*	*	*	*	*	*	*	*	*	*	*	*
21/01/2023	08:00	*	*	*	*	*	*	*	*	*	*	*	*	*	*	*	*	*	*	*	*	*	*	*	*	*	*
21/01/2023	09:00	*	*	*	*	*	*	*	*	*	*	*	*	*	*	*	*	*	*	*	*	*	*	*	*	*	*
21/01/2023	10:00	*	*	*	*	*	*	*	*	*	*	*	*	*	*	*	*	*	*	*	*	*	*	*	*	*	*
21/01/2023	11:00	*	*	*	*	*	*	*	*	*	*	*	*	*	*	*	*	*	*	*	*	*	*	*	*	*	*
21/01/2023	12:00	*	*	*	*	*	*	*	*	*	*	*	*	*	*	*	*	*	*	*	*	*	*	*	*	*	*
21/01/2023	13:00	*	*	*	*	*	*	*	*	*	*	*	*	*	*	*	*	*	*	*	*	*	*	*	*	*	*
21/01/2023	14:00	*	*	*	*	*	*	*	*	*	*	*	*	*	*	*	*	*	*	*	*	*	*	*	*	*	*
21/01/2023	15:00	*	*	*	*	*	*	*	*	*	*	*	*	*	*	*	*	*	*	*	*	*	*	*	*	*	*
21/01/2023	16:00	*	*	*	*	*	*	*	*	*	*	*	*	*	*	*	*	*	*	*	*	*	*	*	*	*	*
21/01/2023	17:00	*	*	*	*	*	*	*	*	*	*	*	*	*	*	*	*	*	*	*	*	*	*	*	*	*	*
21/01/2023	18:00	*	*	*	*	*	*	*	*	*	*	*	*	*	*	*	*	*	*	*	*	*	*	*	*	*	*
21/01/2023	19:00	*	*	*	*	*	*	*	*	*	*	*	*	*	*	*	*	*	*	*	*	*	*	*	*	*	*
21/01/2023	20:00	*	*	*	*	*	*	*	*	*	*	*	*	*	*	*	*	*	*	*	*	*	*	*	*	*	*
21/01/2023	21:00	*	*	*	*	*	*	*	*	*	*	*	*	*	*	*	*	*	*	*	*	*	*	*	*	*	*
21/01/2023	22:00	*	*	*	*	*	*	*	*	*	*	*	*	*	*	*	*	*	*	*	*	*	*	*	*	*	*
21/01/2023	23:00	*	*	*	*	*	*	*	*	*	*	*	*	*	*	*	*	*	*	*	*	*	*	*	*	*	*
24 Hr Summary		0	0	0	0	0	0	0	0	0	0	0	0	0	0	0	0	0	0	0	0	0	0	0	*	*	*

Incoming Histogram

Hall Lane coming from Long Stratton

from Wed-Oct-26-2022-02-00-AM to Wed-Feb-01-2023-02-59-PM

Date	Starting Hr:min	<15	15 to <20	20 to <25	25 to <30	30 to <35	35 to <40	40 to <45	45 to <50	50 to <55	55 to <60	60 to <65	65 to <70	70 to <75	75 to <80	80 to <85	85 to <90	90 to <95	95 to <100	100 to >105	Total Counts	Avg Speed (MPH)	85pet Speed	10MPH Pace	% in pace	# of Speeders	% Speeders
22/01/2023	00:00	*	*	*	*	*	*	*	*	*	*	*	*	*	*	*	*	*	*	*	*	*	*	*	*	*	*
22/01/2023	01:00	*	*	*	*	*	*	*	*	*	*	*	*	*	*	*	*	*	*	*	*	*	*	*	*	*	*
22/01/2023	02:00	*	*	*	*	*	*	*	*	*	*	*	*	*	*	*	*	*	*	*	*	*	*	*	*	*	*
22/01/2023	03:00	*	*	*	*	*	*	*	*	*	*	*	*	*	*	*	*	*	*	*	*	*	*	*	*	*	*
22/01/2023	04:00	*	*	*	*	*	*	*	*	*	*	*	*	*	*	*	*	*	*	*	*	*	*	*	*	*	*
22/01/2023	05:00	*	*	*	*	*	*	*	*	*	*	*	*	*	*	*	*	*	*	*	*	*	*	*	*	*	*
22/01/2023	06:00	*	*	*	*	*	*	*	*	*	*	*	*	*	*	*	*	*	*	*	*	*	*	*	*	*	*
22/01/2023	07:00	*	*	*	*	*	*	*	*	*	*	*	*	*	*	*	*	*	*	*	*	*	*	*	*	*	*
22/01/2023	08:00	*	*	*	*	*	*	*	*	*	*	*	*	*	*	*	*	*	*	*	*	*	*	*	*	*	*
22/01/2023	09:00	*	*	*	*	*	*	*	*	*	*	*	*	*	*	*	*	*	*	*	*	*	*	*	*	*	*
22/01/2023	10:00	*	*	*	*	*	*	*	*	*	*	*	*	*	*	*	*	*	*	*	*	*	*	*	*	*	*
22/01/2023	11:00	*	*	*	*	*	*	*	*	*	*	*	*	*	*	*	*	*	*	*	*	*	*	*	*	*	*
22/01/2023	12:00	*	*	*	*	*	*	*	*	*	*	*	*	*	*	*	*	*	*	*	*	*	*	*	*	*	*
22/01/2023	13:00	*	*	*	*	*	*	*	*	*	*	*	*	*	*	*	*	*	*	*	*	*	*	*	*	*	*
22/01/2023	14:00	*	*	*	*	*	*	*	*	*	*	*	*	*	*	*	*	*	*	*	*	*	*	*	*	*	*
22/01/2023	15:00	*	*	*	*	*	*	*	*	*	*	*	*	*	*	*	*	*	*	*	*	*	*	*	*	*	*
22/01/2023	16:00	*	*	*	*	*	*	*	*	*	*	*	*	*	*	*	*	*	*	*	*	*	*	*	*	*	*
22/01/2023	17:00	*	*	*	*	*	*	*	*	*	*	*	*	*	*	*	*	*	*	*	*	*	*	*	*	*	*
22/01/2023	18:00	*	*	*	*	*	*	*	*	*	*	*	*	*	*	*	*	*	*	*	*	*	*	*	*	*	*
22/01/2023	19:00	*	*	*	*	*	*	*	*	*	*	*	*	*	*	*	*	*	*	*	*	*	*	*	*	*	*
22/01/2023	20:00	*	*	*	*	*	*	*	*	*	*	*	*	*	*	*	*	*	*	*	*	*	*	*	*	*	*
22/01/2023	21:00	*	*	*	*	*	*	*	*	*	*	*	*	*	*	*	*	*	*	*	*	*	*	*	*	*	*
22/01/2023	22:00	*	*	*	*	*	*	*	*	*	*	*	*	*	*	*	*	*	*	*	*	*	*	*	*	*	*
22/01/2023	23:00	*	*	*	*	*	*	*	*	*	*	*	*	*	*	*	*	*	*	*	*	*	*	*	*	*	*
24 Hr Summary		0	0	0	0	0	0	0	0	0	0	0	0	0	0	0	0	0	0	0	0	0	0	0	*	*	*

Incoming Histogram  
Hall Lane coming from Long Stratton

from Wed-Oct-26-2022-02-00-AM to Wed-Feb-01-2023-02-59-PM

Date	Starting Hr:min	<15	15 to <20	20 to <25	25 to <30	30 to <35	35 to <40	40 to <45	45 to <50	50 to <55	55 to <60	60 to <65	65 to <70	70 to <75	75 to <80	80 to <85	85 to <90	90 to <95	95 to <100	100 to >105	Total Counts	Avg Speed (MPH)	85pet Speed	10MPH Pace	% in pace	# of Speeders	% Speeders
23/01/2023	00:00	*	*	*	*	*	*	*	*	*	*	*	*	*	*	*	*	*	*	*	*	*	*	*	*	*	*
23/01/2023	01:00	*	*	*	*	*	*	*	*	*	*	*	*	*	*	*	*	*	*	*	*	*	*	*	*	*	*
23/01/2023	02:00	*	*	*	*	*	*	*	*	*	*	*	*	*	*	*	*	*	*	*	*	*	*	*	*	*	*
23/01/2023	03:00	*	*	*	*	*	*	*	*	*	*	*	*	*	*	*	*	*	*	*	*	*	*	*	*	*	*
23/01/2023	04:00	*	*	*	*	*	*	*	*	*	*	*	*	*	*	*	*	*	*	*	*	*	*	*	*	*	*
23/01/2023	05:00	*	*	*	*	*	*	*	*	*	*	*	*	*	*	*	*	*	*	*	*	*	*	*	*	*	*
23/01/2023	06:00	*	*	*	*	*	*	*	*	*	*	*	*	*	*	*	*	*	*	*	*	*	*	*	*	*	*
23/01/2023	07:00	*	*	*	*	*	*	*	*	*	*	*	*	*	*	*	*	*	*	*	*	*	*	*	*	*	*
23/01/2023	08:00	*	*	*	*	*	*	*	*	*	*	*	*	*	*	*	*	*	*	*	*	*	*	*	*	*	*
23/01/2023	09:00	*	*	*	*	*	*	*	*	*	*	*	*	*	*	*	*	*	*	*	*	*	*	*	*	*	*
23/01/2023	10:00	*	*	*	*	*	*	*	*	*	*	*	*	*	*	*	*	*	*	*	*	*	*	*	*	*	*
23/01/2023	11:00	*	*	*	*	*	*	*	*	*	*	*	*	*	*	*	*	*	*	*	*	*	*	*	*	*	*
23/01/2023	12:00	*	*	*	*	*	*	*	*	*	*	*	*	*	*	*	*	*	*	*	*	*	*	*	*	*	*
23/01/2023	13:00	*	*	*	*	*	*	*	*	*	*	*	*	*	*	*	*	*	*	*	*	*	*	*	*	*	*
23/01/2023	14:00	*	*	*	*	*	*	*	*	*	*	*	*	*	*	*	*	*	*	*	*	*	*	*	*	*	*
23/01/2023	15:00	*	*	*	*	*	*	*	*	*	*	*	*	*	*	*	*	*	*	*	*	*	*	*	*	*	*
23/01/2023	16:00	*	*	*	*	*	*	*	*	*	*	*	*	*	*	*	*	*	*	*	*	*	*	*	*	*	*
23/01/2023	17:00	*	*	*	*	*	*	*	*	*	*	*	*	*	*	*	*	*	*	*	*	*	*	*	*	*	*
23/01/2023	18:00	*	*	*	*	*	*	*	*	*	*	*	*	*	*	*	*	*	*	*	*	*	*	*	*	*	*
23/01/2023	19:00	*	*	*	*	*	*	*	*	*	*	*	*	*	*	*	*	*	*	*	*	*	*	*	*	*	*
23/01/2023	20:00	*	*	*	*	*	*	*	*	*	*	*	*	*	*	*	*	*	*	*	*	*	*	*	*	*	*
23/01/2023	21:00	*	*	*	*	*	*	*	*	*	*	*	*	*	*	*	*	*	*	*	*	*	*	*	*	*	*
23/01/2023	22:00	*	*	*	*	*	*	*	*	*	*	*	*	*	*	*	*	*	*	*	*	*	*	*	*	*	*
23/01/2023	23:00	*	*	*	*	*	*	*	*	*	*	*	*	*	*	*	*	*	*	*	*	*	*	*	*	*	*
24 Hr Summary		0	0	0	0	0	0	0	0	0	0	0	0	0	0	0	0	0	0	0	0	0	0	0	*	*	*

Incoming Histogram

Hall Lane coming from Long Stratton

from Wed-Oct-26-2022-02-00-AM to Wed-Feb-01-2023-02-59-PM

Date	Starting Hr:min	<15	15 to <20	20 to <25	25 to <30	30 to <35	35 to <40	40 to <45	45 to <50	50 to <55	55 to <60	60 to <65	65 to <70	70 to <75	75 to <80	80 to <85	85 to <90	90 to <95	95 to <100	100 to >105	Total Counts	Avg Speed (MPH)	85pet Speed	10MPH Pace	% in pace	# of Speeders	% Speeders
24/01/2023	00:00	*	*	*	*	*	*	*	*	*	*	*	*	*	*	*	*	*	*	*	*	*	*	*	*	*	*
24/01/2023	01:00	*	*	*	*	*	*	*	*	*	*	*	*	*	*	*	*	*	*	*	*	*	*	*	*	*	*
24/01/2023	02:00	*	*	*	*	*	*	*	*	*	*	*	*	*	*	*	*	*	*	*	*	*	*	*	*	*	*
24/01/2023	03:00	*	*	*	*	*	*	*	*	*	*	*	*	*	*	*	*	*	*	*	*	*	*	*	*	*	*
24/01/2023	04:00	*	*	*	*	*	*	*	*	*	*	*	*	*	*	*	*	*	*	*	*	*	*	*	*	*	*
24/01/2023	05:00	*	*	*	*	*	*	*	*	*	*	*	*	*	*	*	*	*	*	*	*	*	*	*	*	*	*
24/01/2023	06:00	*	*	*	*	*	*	*	*	*	*	*	*	*	*	*	*	*	*	*	*	*	*	*	*	*	*
24/01/2023	07:00	*	*	*	*	*	*	*	*	*	*	*	*	*	*	*	*	*	*	*	*	*	*	*	*	*	*
24/01/2023	08:00	*	*	*	*	*	*	*	*	*	*	*	*	*	*	*	*	*	*	*	*	*	*	*	*	*	*
24/01/2023	09:00	*	*	*	*	*	*	*	*	*	*	*	*	*	*	*	*	*	*	*	*	*	*	*	*	*	*
24/01/2023	10:00	*	*	*	*	*	*	*	*	*	*	*	*	*	*	*	*	*	*	*	*	*	*	*	*	*	*
24/01/2023	11:00	*	*	*	*	*	*	*	*	*	*	*	*	*	*	*	*	*	*	*	*	*	*	*	*	*	*
24/01/2023	12:00	*	*	*	*	*	*	*	*	*	*	*	*	*	*	*	*	*	*	*	*	*	*	*	*	*	*
24/01/2023	13:00	*	*	*	*	*	*	*	*	*	*	*	*	*	*	*	*	*	*	*	*	*	*	*	*	*	*
24/01/2023	14:00	*	*	*	*	*	*	*	*	*	*	*	*	*	*	*	*	*	*	*	*	*	*	*	*	*	*
24/01/2023	15:00	*	*	*	*	*	*	*	*	*	*	*	*	*	*	*	*	*	*	*	*	*	*	*	*	*	*
24/01/2023	16:00	*	*	*	*	*	*	*	*	*	*	*	*	*	*	*	*	*	*	*	*	*	*	*	*	*	*
24/01/2023	17:00	*	*	*	*	*	*	*	*	*	*	*	*	*	*	*	*	*	*	*	*	*	*	*	*	*	*
24/01/2023	18:00	*	*	*	*	*	*	*	*	*	*	*	*	*	*	*	*	*	*	*	*	*	*	*	*	*	*
24/01/2023	19:00	*	*	*	*	*	*	*	*	*	*	*	*	*	*	*	*	*	*	*	*	*	*	*	*	*	*
24/01/2023	20:00	*	*	*	*	*	*	*	*	*	*	*	*	*	*	*	*	*	*	*	*	*	*	*	*	*	*
24/01/2023	21:00	*	*	*	*	*	*	*	*	*	*	*	*	*	*	*	*	*	*	*	*	*	*	*	*	*	*
24/01/2023	22:00	*	*	*	*	*	*	*	*	*	*	*	*	*	*	*	*	*	*	*	*	*	*	*	*	*	*
24/01/2023	23:00	*	*	*	*	*	*	*	*	*	*	*	*	*	*	*	*	*	*	*	*	*	*	*	*	*	*
24 Hr Summary		0	0	0	0	0	0	0	0	0	0	0	0	0	0	0	0	0	0	0	0	0	0	0	*	*	*

Incoming Histogram

Hall Lane coming from Long Stratton

from Wed-Oct-26-2022-02-00-AM to Wed-Feb-01-2023-02-59-PM

Date	Starting Hr:min	<15	15 to <20	20 to <25	25 to <30	30 to <35	35 to <40	40 to <45	45 to <50	50 to <55	55 to <60	60 to <65	65 to <70	70 to <75	75 to <80	80 to <85	85 to <90	90 to <95	95 to <100	100 to >105	Total Counts	Avg Speed (MPH)	85pet Speed	10MPH Pace	% in pace	# of Speeders	% Speeders
25/01/2023	00:00	*	*	*	*	*	*	*	*	*	*	*	*	*	*	*	*	*	*	*	*	*	*	*	*	*	*
25/01/2023	01:00	*	*	*	*	*	*	*	*	*	*	*	*	*	*	*	*	*	*	*	*	*	*	*	*	*	*
25/01/2023	02:00	*	*	*	*	*	*	*	*	*	*	*	*	*	*	*	*	*	*	*	*	*	*	*	*	*	*
25/01/2023	03:00	*	*	*	*	*	*	*	*	*	*	*	*	*	*	*	*	*	*	*	*	*	*	*	*	*	*
25/01/2023	04:00	*	*	*	*	*	*	*	*	*	*	*	*	*	*	*	*	*	*	*	*	*	*	*	*	*	*
25/01/2023	05:00	*	*	*	*	*	*	*	*	*	*	*	*	*	*	*	*	*	*	*	*	*	*	*	*	*	*
25/01/2023	06:00	*	*	*	*	*	*	*	*	*	*	*	*	*	*	*	*	*	*	*	*	*	*	*	*	*	*
25/01/2023	07:00	*	*	*	*	*	*	*	*	*	*	*	*	*	*	*	*	*	*	*	*	*	*	*	*	*	*
25/01/2023	08:00	*	*	*	*	*	*	*	*	*	*	*	*	*	*	*	*	*	*	*	*	*	*	*	*	*	*
25/01/2023	09:00	*	*	*	*	*	*	*	*	*	*	*	*	*	*	*	*	*	*	*	*	*	*	*	*	*	*
25/01/2023	10:00	*	*	*	*	*	*	*	*	*	*	*	*	*	*	*	*	*	*	*	*	*	*	*	*	*	*
25/01/2023	11:00	*	*	*	*	*	*	*	*	*	*	*	*	*	*	*	*	*	*	*	*	*	*	*	*	*	*
25/01/2023	12:00	*	*	*	*	*	*	*	*	*	*	*	*	*	*	*	*	*	*	*	*	*	*	*	*	*	*
25/01/2023	13:00	*	*	*	*	*	*	*	*	*	*	*	*	*	*	*	*	*	*	*	*	*	*	*	*	*	*
25/01/2023	14:00	*	*	*	*	*	*	*	*	*	*	*	*	*	*	*	*	*	*	*	*	*	*	*	*	*	*
25/01/2023	15:00	*	*	*	*	*	*	*	*	*	*	*	*	*	*	*	*	*	*	*	*	*	*	*	*	*	*
25/01/2023	16:00	*	*	*	*	*	*	*	*	*	*	*	*	*	*	*	*	*	*	*	*	*	*	*	*	*	*
25/01/2023	17:00	*	*	*	*	*	*	*	*	*	*	*	*	*	*	*	*	*	*	*	*	*	*	*	*	*	*
25/01/2023	18:00	*	*	*	*	*	*	*	*	*	*	*	*	*	*	*	*	*	*	*	*	*	*	*	*	*	*
25/01/2023	19:00	*	*	*	*	*	*	*	*	*	*	*	*	*	*	*	*	*	*	*	*	*	*	*	*	*	*
25/01/2023	20:00	*	*	*	*	*	*	*	*	*	*	*	*	*	*	*	*	*	*	*	*	*	*	*	*	*	*
25/01/2023	21:00	*	*	*	*	*	*	*	*	*	*	*	*	*	*	*	*	*	*	*	*	*	*	*	*	*	*
25/01/2023	22:00	*	*	*	*	*	*	*	*	*	*	*	*	*	*	*	*	*	*	*	*	*	*	*	*	*	*
25/01/2023	23:00	*	*	*	*	*	*	*	*	*	*	*	*	*	*	*	*	*	*	*	*	*	*	*	*	*	*
24 Hr Summary		0	0	0	0	0	0	0	0	0	0	0	0	0	0	0	0	0	0	0	0	0	0	0	*	*	*

Incoming Histogram

Hall Lane coming from Long Stratton

from Wed-Oct-26-2022-02-00-AM to Wed-Feb-01-2023-02-59-PM

Date	Starting Hr:min	<15	15 to <20	20 to <25	25 to <30	30 to <35	35 to <40	40 to <45	45 to <50	50 to <55	55 to <60	60 to <65	65 to <70	70 to <75	75 to <80	80 to <85	85 to <90	90 to <95	95 to <100	100 to >105	Total Counts	Avg Speed (MPH)	85pet Speed	10MPH Pace	% in pace	# of Speeders	% Speeders
26/01/2023	00:00	*	*	*	*	*	*	*	*	*	*	*	*	*	*	*	*	*	*	*	*	*	*	*	*	*	*
26/01/2023	01:00	*	*	*	*	*	*	*	*	*	*	*	*	*	*	*	*	*	*	*	*	*	*	*	*	*	*
26/01/2023	02:00	*	*	*	*	*	*	*	*	*	*	*	*	*	*	*	*	*	*	*	*	*	*	*	*	*	*
26/01/2023	03:00	*	*	*	*	*	*	*	*	*	*	*	*	*	*	*	*	*	*	*	*	*	*	*	*	*	*
26/01/2023	04:00	*	*	*	*	*	*	*	*	*	*	*	*	*	*	*	*	*	*	*	*	*	*	*	*	*	*
26/01/2023	05:00	*	*	*	*	*	*	*	*	*	*	*	*	*	*	*	*	*	*	*	*	*	*	*	*	*	*
26/01/2023	06:00	*	*	*	*	*	*	*	*	*	*	*	*	*	*	*	*	*	*	*	*	*	*	*	*	*	*
26/01/2023	07:00	*	*	*	*	*	*	*	*	*	*	*	*	*	*	*	*	*	*	*	*	*	*	*	*	*	*
26/01/2023	08:00	*	*	*	*	*	*	*	*	*	*	*	*	*	*	*	*	*	*	*	*	*	*	*	*	*	*
26/01/2023	09:00	*	*	*	*	*	*	*	*	*	*	*	*	*	*	*	*	*	*	*	*	*	*	*	*	*	*
26/01/2023	10:00	*	*	*	*	*	*	*	*	*	*	*	*	*	*	*	*	*	*	*	*	*	*	*	*	*	*
26/01/2023	11:00	*	*	*	*	*	*	*	*	*	*	*	*	*	*	*	*	*	*	*	*	*	*	*	*	*	*
26/01/2023	12:00	*	*	*	*	*	*	*	*	*	*	*	*	*	*	*	*	*	*	*	*	*	*	*	*	*	*
26/01/2023	13:00	*	*	*	*	*	*	*	*	*	*	*	*	*	*	*	*	*	*	*	*	*	*	*	*	*	*
26/01/2023	14:00	*	*	*	*	*	*	*	*	*	*	*	*	*	*	*	*	*	*	*	*	*	*	*	*	*	*
26/01/2023	15:00	*	*	*	*	*	*	*	*	*	*	*	*	*	*	*	*	*	*	*	*	*	*	*	*	*	*
26/01/2023	16:00	*	*	*	*	*	*	*	*	*	*	*	*	*	*	*	*	*	*	*	*	*	*	*	*	*	*
26/01/2023	17:00	*	*	*	*	*	*	*	*	*	*	*	*	*	*	*	*	*	*	*	*	*	*	*	*	*	*
26/01/2023	18:00	*	*	*	*	*	*	*	*	*	*	*	*	*	*	*	*	*	*	*	*	*	*	*	*	*	*
26/01/2023	19:00	*	*	*	*	*	*	*	*	*	*	*	*	*	*	*	*	*	*	*	*	*	*	*	*	*	*
26/01/2023	20:00	*	*	*	*	*	*	*	*	*	*	*	*	*	*	*	*	*	*	*	*	*	*	*	*	*	*
26/01/2023	21:00	*	*	*	*	*	*	*	*	*	*	*	*	*	*	*	*	*	*	*	*	*	*	*	*	*	*
26/01/2023	22:00	*	*	*	*	*	*	*	*	*	*	*	*	*	*	*	*	*	*	*	*	*	*	*	*	*	*
26/01/2023	23:00	*	*	*	*	*	*	*	*	*	*	*	*	*	*	*	*	*	*	*	*	*	*	*	*	*	*
24 Hr Summary		0	0	0	0	0	0	0	0	0	0	0	0	0	0	0	0	0	0	0	0	0	0	0	*	*	*

Incoming Histogram

Hall Lane coming from Long Stratton

from Wed-Oct-26-2022-02-00-AM to Wed-Feb-01-2023-02-59-PM

Date	Starting Hr:min	<15	15 to <20	20 to <25	25 to <30	30 to <35	35 to <40	40 to <45	45 to <50	50 to <55	55 to <60	60 to <65	65 to <70	70 to <75	75 to <80	80 to <85	85 to <90	90 to <95	95 to <100	100 to >105	Total Counts	Avg Speed (MPH)	85pet Speed	10MPH Pace	% in pace	# of Speeders	% Speeders
27/01/2023	00:00	*	*	*	*	*	*	*	*	*	*	*	*	*	*	*	*	*	*	*	*	*	*	*	*	*	*
27/01/2023	01:00	*	*	*	*	*	*	*	*	*	*	*	*	*	*	*	*	*	*	*	*	*	*	*	*	*	*
27/01/2023	02:00	*	*	*	*	*	*	*	*	*	*	*	*	*	*	*	*	*	*	*	*	*	*	*	*	*	*
27/01/2023	03:00	*	*	*	*	*	*	*	*	*	*	*	*	*	*	*	*	*	*	*	*	*	*	*	*	*	*
27/01/2023	04:00	*	*	*	*	*	*	*	*	*	*	*	*	*	*	*	*	*	*	*	*	*	*	*	*	*	*
27/01/2023	05:00	*	*	*	*	*	*	*	*	*	*	*	*	*	*	*	*	*	*	*	*	*	*	*	*	*	*
27/01/2023	06:00	*	*	*	*	*	*	*	*	*	*	*	*	*	*	*	*	*	*	*	*	*	*	*	*	*	*
27/01/2023	07:00	*	*	*	*	*	*	*	*	*	*	*	*	*	*	*	*	*	*	*	*	*	*	*	*	*	*
27/01/2023	08:00	*	*	*	*	*	*	*	*	*	*	*	*	*	*	*	*	*	*	*	*	*	*	*	*	*	*
27/01/2023	09:00	*	*	*	*	*	*	*	*	*	*	*	*	*	*	*	*	*	*	*	*	*	*	*	*	*	*
27/01/2023	10:00	*	*	*	*	*	*	*	*	*	*	*	*	*	*	*	*	*	*	*	*	*	*	*	*	*	*
27/01/2023	11:00	*	*	*	*	*	*	*	*	*	*	*	*	*	*	*	*	*	*	*	*	*	*	*	*	*	*
27/01/2023	12:00	*	*	*	*	*	*	*	*	*	*	*	*	*	*	*	*	*	*	*	*	*	*	*	*	*	*
27/01/2023	13:00	*	*	*	*	*	*	*	*	*	*	*	*	*	*	*	*	*	*	*	*	*	*	*	*	*	*
27/01/2023	14:00	*	*	*	*	*	*	*	*	*	*	*	*	*	*	*	*	*	*	*	*	*	*	*	*	*	*
27/01/2023	15:00	*	*	*	*	*	*	*	*	*	*	*	*	*	*	*	*	*	*	*	*	*	*	*	*	*	*
27/01/2023	16:00	*	*	*	*	*	*	*	*	*	*	*	*	*	*	*	*	*	*	*	*	*	*	*	*	*	*
27/01/2023	17:00	*	*	*	*	*	*	*	*	*	*	*	*	*	*	*	*	*	*	*	*	*	*	*	*	*	*
27/01/2023	18:00	*	*	*	*	*	*	*	*	*	*	*	*	*	*	*	*	*	*	*	*	*	*	*	*	*	*
27/01/2023	19:00	*	*	*	*	*	*	*	*	*	*	*	*	*	*	*	*	*	*	*	*	*	*	*	*	*	*
27/01/2023	20:00	*	*	*	*	*	*	*	*	*	*	*	*	*	*	*	*	*	*	*	*	*	*	*	*	*	*
27/01/2023	21:00	*	*	*	*	*	*	*	*	*	*	*	*	*	*	*	*	*	*	*	*	*	*	*	*	*	*
27/01/2023	22:00	*	*	*	*	*	*	*	*	*	*	*	*	*	*	*	*	*	*	*	*	*	*	*	*	*	*
27/01/2023	23:00	*	*	*	*	*	*	*	*	*	*	*	*	*	*	*	*	*	*	*	*	*	*	*	*	*	*
24 Hr Summary		0	0	0	0	0	0	0	0	0	0	0	0	0	0	0	0	0	0	0	0	0	0	0	*	*	*



Incoming Histogram

Hall Lane coming from Long Stratton

from Wed-Oct-26-2022-02-00-AM to Wed-Feb-01-2023-02-59-PM

Date	Starting Hr:min	<15	15 to <20	20 to <25	25 to <30	30 to <35	35 to <40	40 to <45	45 to <50	50 to <55	55 to <60	60 to <65	65 to <70	70 to <75	75 to <80	80 to <85	85 to <90	90 to <95	95 to <100	100 to >105	Total Counts	Avg Speed (MPH)	85pet Speed	10MPH Pace	% in pace	# of Speeders	% Speeders
28/01/2023	00:00	*	*	*	*	*	*	*	*	*	*	*	*	*	*	*	*	*	*	*	*	*	*	*	*	*	*
28/01/2023	01:00	*	*	*	*	*	*	*	*	*	*	*	*	*	*	*	*	*	*	*	*	*	*	*	*	*	*
28/01/2023	02:00	*	*	*	*	*	*	*	*	*	*	*	*	*	*	*	*	*	*	*	*	*	*	*	*	*	*
28/01/2023	03:00	*	*	*	*	*	*	*	*	*	*	*	*	*	*	*	*	*	*	*	*	*	*	*	*	*	*
28/01/2023	04:00	*	*	*	*	*	*	*	*	*	*	*	*	*	*	*	*	*	*	*	*	*	*	*	*	*	*
28/01/2023	05:00	*	*	*	*	*	*	*	*	*	*	*	*	*	*	*	*	*	*	*	*	*	*	*	*	*	*
28/01/2023	06:00	*	*	*	*	*	*	*	*	*	*	*	*	*	*	*	*	*	*	*	*	*	*	*	*	*	*
28/01/2023	07:00	*	*	*	*	*	*	*	*	*	*	*	*	*	*	*	*	*	*	*	*	*	*	*	*	*	*
28/01/2023	08:00	*	*	*	*	*	*	*	*	*	*	*	*	*	*	*	*	*	*	*	*	*	*	*	*	*	*
28/01/2023	09:00	*	*	*	*	*	*	*	*	*	*	*	*	*	*	*	*	*	*	*	*	*	*	*	*	*	*
28/01/2023	10:00	*	*	*	*	*	*	*	*	*	*	*	*	*	*	*	*	*	*	*	*	*	*	*	*	*	*
28/01/2023	11:00	*	*	*	*	*	*	*	*	*	*	*	*	*	*	*	*	*	*	*	*	*	*	*	*	*	*
28/01/2023	12:00	*	*	*	*	*	*	*	*	*	*	*	*	*	*	*	*	*	*	*	*	*	*	*	*	*	*
28/01/2023	13:00	*	*	*	*	*	*	*	*	*	*	*	*	*	*	*	*	*	*	*	*	*	*	*	*	*	*
28/01/2023	14:00	*	*	*	*	*	*	*	*	*	*	*	*	*	*	*	*	*	*	*	*	*	*	*	*	*	*
28/01/2023	15:00	*	*	*	*	*	*	*	*	*	*	*	*	*	*	*	*	*	*	*	*	*	*	*	*	*	*
28/01/2023	16:00	*	*	*	*	*	*	*	*	*	*	*	*	*	*	*	*	*	*	*	*	*	*	*	*	*	*
28/01/2023	17:00	*	*	*	*	*	*	*	*	*	*	*	*	*	*	*	*	*	*	*	*	*	*	*	*	*	*
28/01/2023	18:00	*	*	*	*	*	*	*	*	*	*	*	*	*	*	*	*	*	*	*	*	*	*	*	*	*	*
28/01/2023	19:00	*	*	*	*	*	*	*	*	*	*	*	*	*	*	*	*	*	*	*	*	*	*	*	*	*	*
28/01/2023	20:00	*	*	*	*	*	*	*	*	*	*	*	*	*	*	*	*	*	*	*	*	*	*	*	*	*	*
28/01/2023	21:00	*	*	*	*	*	*	*	*	*	*	*	*	*	*	*	*	*	*	*	*	*	*	*	*	*	*
28/01/2023	22:00	*	*	*	*	*	*	*	*	*	*	*	*	*	*	*	*	*	*	*	*	*	*	*	*	*	*
28/01/2023	23:00	*	*	*	*	*	*	*	*	*	*	*	*	*	*	*	*	*	*	*	*	*	*	*	*	*	*
24 Hr Summary		0	0	0	0	0	0	0	0	0	0	0	0	0	0	0	0	0	0	0	0	0	0	0	*	*	*

Incoming Histogram

Hall Lane coming from Long Stratton

from Wed-Oct-26-2022-02-00-AM to Wed-Feb-01-2023-02-59-PM

Date	Starting Hr:min	<15	15 to <20	20 to <25	25 to <30	30 to <35	35 to <40	40 to <45	45 to <50	50 to <55	55 to <60	60 to <65	65 to <70	70 to <75	75 to <80	80 to <85	85 to <90	90 to <95	95 to <100	100 to >105	Total Counts	Avg Speed (MPH)	85pet Speed	10MPH Pace	% in pace	# of Speeders	% Speeders
29/01/2023	00:00	*	*	*	*	*	*	*	*	*	*	*	*	*	*	*	*	*	*	*	*	*	*	*	*	*	*
29/01/2023	01:00	*	*	*	*	*	*	*	*	*	*	*	*	*	*	*	*	*	*	*	*	*	*	*	*	*	*
29/01/2023	02:00	*	*	*	*	*	*	*	*	*	*	*	*	*	*	*	*	*	*	*	*	*	*	*	*	*	*
29/01/2023	03:00	*	*	*	*	*	*	*	*	*	*	*	*	*	*	*	*	*	*	*	*	*	*	*	*	*	*
29/01/2023	04:00	*	*	*	*	*	*	*	*	*	*	*	*	*	*	*	*	*	*	*	*	*	*	*	*	*	*
29/01/2023	05:00	*	*	*	*	*	*	*	*	*	*	*	*	*	*	*	*	*	*	*	*	*	*	*	*	*	*
29/01/2023	06:00	*	*	*	*	*	*	*	*	*	*	*	*	*	*	*	*	*	*	*	*	*	*	*	*	*	*
29/01/2023	07:00	*	*	*	*	*	*	*	*	*	*	*	*	*	*	*	*	*	*	*	*	*	*	*	*	*	*
29/01/2023	08:00	*	*	*	*	*	*	*	*	*	*	*	*	*	*	*	*	*	*	*	*	*	*	*	*	*	*
29/01/2023	09:00	*	*	*	*	*	*	*	*	*	*	*	*	*	*	*	*	*	*	*	*	*	*	*	*	*	*
29/01/2023	10:00	*	*	*	*	*	*	*	*	*	*	*	*	*	*	*	*	*	*	*	*	*	*	*	*	*	*
29/01/2023	11:00	*	*	*	*	*	*	*	*	*	*	*	*	*	*	*	*	*	*	*	*	*	*	*	*	*	*
29/01/2023	12:00	*	*	*	*	*	*	*	*	*	*	*	*	*	*	*	*	*	*	*	*	*	*	*	*	*	*
29/01/2023	13:00	*	*	*	*	*	*	*	*	*	*	*	*	*	*	*	*	*	*	*	*	*	*	*	*	*	*
29/01/2023	14:00	*	*	*	*	*	*	*	*	*	*	*	*	*	*	*	*	*	*	*	*	*	*	*	*	*	*
29/01/2023	15:00	*	*	*	*	*	*	*	*	*	*	*	*	*	*	*	*	*	*	*	*	*	*	*	*	*	*
29/01/2023	16:00	*	*	*	*	*	*	*	*	*	*	*	*	*	*	*	*	*	*	*	*	*	*	*	*	*	*
29/01/2023	17:00	*	*	*	*	*	*	*	*	*	*	*	*	*	*	*	*	*	*	*	*	*	*	*	*	*	*
29/01/2023	18:00	*	*	*	*	*	*	*	*	*	*	*	*	*	*	*	*	*	*	*	*	*	*	*	*	*	*
29/01/2023	19:00	*	*	*	*	*	*	*	*	*	*	*	*	*	*	*	*	*	*	*	*	*	*	*	*	*	*
29/01/2023	20:00	*	*	*	*	*	*	*	*	*	*	*	*	*	*	*	*	*	*	*	*	*	*	*	*	*	*
29/01/2023	21:00	*	*	*	*	*	*	*	*	*	*	*	*	*	*	*	*	*	*	*	*	*	*	*	*	*	*
29/01/2023	22:00	*	*	*	*	*	*	*	*	*	*	*	*	*	*	*	*	*	*	*	*	*	*	*	*	*	*
29/01/2023	23:00	*	*	*	*	*	*	*	*	*	*	*	*	*	*	*	*	*	*	*	*	*	*	*	*	*	*
24 Hr Summary		0	0	0	0	0	0	0	0	0	0	0	0	0	0	0	0	0	0	0	0	0	0	0	*	*	*

Incoming Histogram

Hall Lane coming from Long Stratton

from Wed-Oct-26-2022-02-00-AM to Wed-Feb-01-2023-02-59-PM

Date	Starting Hr:min	<15	15 to <20	20 to <25	25 to <30	30 to <35	35 to <40	40 to <45	45 to <50	50 to <55	55 to <60	60 to <65	65 to <70	70 to <75	75 to <80	80 to <85	85 to <90	90 to <95	95 to <100	100 to >105	Total Counts	Avg Speed (MPH)	85pet Speed	10MPH Pace	% in pace	# of Speeders	% Speeders
30/01/2023	00:00	*	*	*	*	*	*	*	*	*	*	*	*	*	*	*	*	*	*	*	*	*	*	*	*	*	*
30/01/2023	01:00	*	*	*	*	*	*	*	*	*	*	*	*	*	*	*	*	*	*	*	*	*	*	*	*	*	*
30/01/2023	02:00	*	*	*	*	*	*	*	*	*	*	*	*	*	*	*	*	*	*	*	*	*	*	*	*	*	*
30/01/2023	03:00	*	*	*	*	*	*	*	*	*	*	*	*	*	*	*	*	*	*	*	*	*	*	*	*	*	*
30/01/2023	04:00	*	*	*	*	*	*	*	*	*	*	*	*	*	*	*	*	*	*	*	*	*	*	*	*	*	*
30/01/2023	05:00	*	*	*	*	*	*	*	*	*	*	*	*	*	*	*	*	*	*	*	*	*	*	*	*	*	*
30/01/2023	06:00	*	*	*	*	*	*	*	*	*	*	*	*	*	*	*	*	*	*	*	*	*	*	*	*	*	*
30/01/2023	07:00	*	*	*	*	*	*	*	*	*	*	*	*	*	*	*	*	*	*	*	*	*	*	*	*	*	*
30/01/2023	08:00	*	*	*	*	*	*	*	*	*	*	*	*	*	*	*	*	*	*	*	*	*	*	*	*	*	*
30/01/2023	09:00	*	*	*	*	*	*	*	*	*	*	*	*	*	*	*	*	*	*	*	*	*	*	*	*	*	*
30/01/2023	10:00	*	*	*	*	*	*	*	*	*	*	*	*	*	*	*	*	*	*	*	*	*	*	*	*	*	*
30/01/2023	11:00	*	*	*	*	*	*	*	*	*	*	*	*	*	*	*	*	*	*	*	*	*	*	*	*	*	*
30/01/2023	12:00	*	*	*	*	*	*	*	*	*	*	*	*	*	*	*	*	*	*	*	*	*	*	*	*	*	*
30/01/2023	13:00	*	*	*	*	*	*	*	*	*	*	*	*	*	*	*	*	*	*	*	*	*	*	*	*	*	*
30/01/2023	14:00	*	*	*	*	*	*	*	*	*	*	*	*	*	*	*	*	*	*	*	*	*	*	*	*	*	*
30/01/2023	15:00	*	*	*	*	*	*	*	*	*	*	*	*	*	*	*	*	*	*	*	*	*	*	*	*	*	*
30/01/2023	16:00	*	*	*	*	*	*	*	*	*	*	*	*	*	*	*	*	*	*	*	*	*	*	*	*	*	*
30/01/2023	17:00	*	*	*	*	*	*	*	*	*	*	*	*	*	*	*	*	*	*	*	*	*	*	*	*	*	*
30/01/2023	18:00	*	*	*	*	*	*	*	*	*	*	*	*	*	*	*	*	*	*	*	*	*	*	*	*	*	*
30/01/2023	19:00	*	*	*	*	*	*	*	*	*	*	*	*	*	*	*	*	*	*	*	*	*	*	*	*	*	*
30/01/2023	20:00	*	*	*	*	*	*	*	*	*	*	*	*	*	*	*	*	*	*	*	*	*	*	*	*	*	*
30/01/2023	21:00	*	*	*	*	*	*	*	*	*	*	*	*	*	*	*	*	*	*	*	*	*	*	*	*	*	*
30/01/2023	22:00	*	*	*	*	*	*	*	*	*	*	*	*	*	*	*	*	*	*	*	*	*	*	*	*	*	*
30/01/2023	23:00	*	*	*	*	*	*	*	*	*	*	*	*	*	*	*	*	*	*	*	*	*	*	*	*	*	*
24 Hr Summary		0	0	0	0	0	0	0	0	0	0	0	0	0	0	0	0	0	0	0	0	0	0	0	*	*	*

Incoming Histogram

Hall Lane coming from Long Stratton

from Wed-Oct-26-2022-02-00-AM to Wed-Feb-01-2023-02-59-PM

Date	Starting Hr:min	<15	15 to <20	20 to <25	25 to <30	30 to <35	35 to <40	40 to <45	45 to <50	50 to <55	55 to <60	60 to <65	65 to <70	70 to <75	75 to <80	80 to <85	85 to <90	90 to <95	95 to <100	100 to >105	Total Counts	Avg Speed (MPH)	85pet Speed	10MPH Pace	% in pace	# of Speeders	% Speeders
31/01/2023	00:00	*	*	*	*	*	*	*	*	*	*	*	*	*	*	*	*	*	*	*	*	*	*	*	*	*	*
31/01/2023	01:00	*	*	*	*	*	*	*	*	*	*	*	*	*	*	*	*	*	*	*	*	*	*	*	*	*	*
31/01/2023	02:00	*	*	*	*	*	*	*	*	*	*	*	*	*	*	*	*	*	*	*	*	*	*	*	*	*	*
31/01/2023	03:00	*	*	*	*	*	*	*	*	*	*	*	*	*	*	*	*	*	*	*	*	*	*	*	*	*	*
31/01/2023	04:00	*	*	*	*	*	*	*	*	*	*	*	*	*	*	*	*	*	*	*	*	*	*	*	*	*	*
31/01/2023	05:00	*	*	*	*	*	*	*	*	*	*	*	*	*	*	*	*	*	*	*	*	*	*	*	*	*	*
31/01/2023	06:00	*	*	*	*	*	*	*	*	*	*	*	*	*	*	*	*	*	*	*	*	*	*	*	*	*	*
31/01/2023	07:00	*	*	*	*	*	*	*	*	*	*	*	*	*	*	*	*	*	*	*	*	*	*	*	*	*	*
31/01/2023	08:00	*	*	*	*	*	*	*	*	*	*	*	*	*	*	*	*	*	*	*	*	*	*	*	*	*	*
31/01/2023	09:00	*	*	*	*	*	*	*	*	*	*	*	*	*	*	*	*	*	*	*	*	*	*	*	*	*	*
31/01/2023	10:00	*	*	*	*	*	*	*	*	*	*	*	*	*	*	*	*	*	*	*	*	*	*	*	*	*	*
31/01/2023	11:00	*	*	*	*	*	*	*	*	*	*	*	*	*	*	*	*	*	*	*	*	*	*	*	*	*	*
31/01/2023	12:00	*	*	*	*	*	*	*	*	*	*	*	*	*	*	*	*	*	*	*	*	*	*	*	*	*	*
31/01/2023	13:00	*	*	*	*	*	*	*	*	*	*	*	*	*	*	*	*	*	*	*	*	*	*	*	*	*	*
31/01/2023	14:00	*	*	*	*	*	*	*	*	*	*	*	*	*	*	*	*	*	*	*	*	*	*	*	*	*	*
31/01/2023	15:00	*	*	*	*	*	*	*	*	*	*	*	*	*	*	*	*	*	*	*	*	*	*	*	*	*	*
31/01/2023	16:00	*	*	*	*	*	*	*	*	*	*	*	*	*	*	*	*	*	*	*	*	*	*	*	*	*	*
31/01/2023	17:00	*	*	*	*	*	*	*	*	*	*	*	*	*	*	*	*	*	*	*	*	*	*	*	*	*	*
31/01/2023	18:00	*	*	*	*	*	*	*	*	*	*	*	*	*	*	*	*	*	*	*	*	*	*	*	*	*	*
31/01/2023	19:00	*	*	*	*	*	*	*	*	*	*	*	*	*	*	*	*	*	*	*	*	*	*	*	*	*	*
31/01/2023	20:00	*	*	*	*	*	*	*	*	*	*	*	*	*	*	*	*	*	*	*	*	*	*	*	*	*	*
31/01/2023	21:00	*	*	*	*	*	*	*	*	*	*	*	*	*	*	*	*	*	*	*	*	*	*	*	*	*	*
31/01/2023	22:00	*	*	*	*	*	*	*	*	*	*	*	*	*	*	*	*	*	*	*	*	*	*	*	*	*	*
31/01/2023	23:00	*	*	*	*	*	*	*	*	*	*	*	*	*	*	*	*	*	*	*	*	*	*	*	*	*	*
24 Hr Summary		0	0	0	0	0	0	0	0	0	0	0	0	0	0	0	0	0	0	0	0	0	0	0	*	*	*

Incoming Histogram

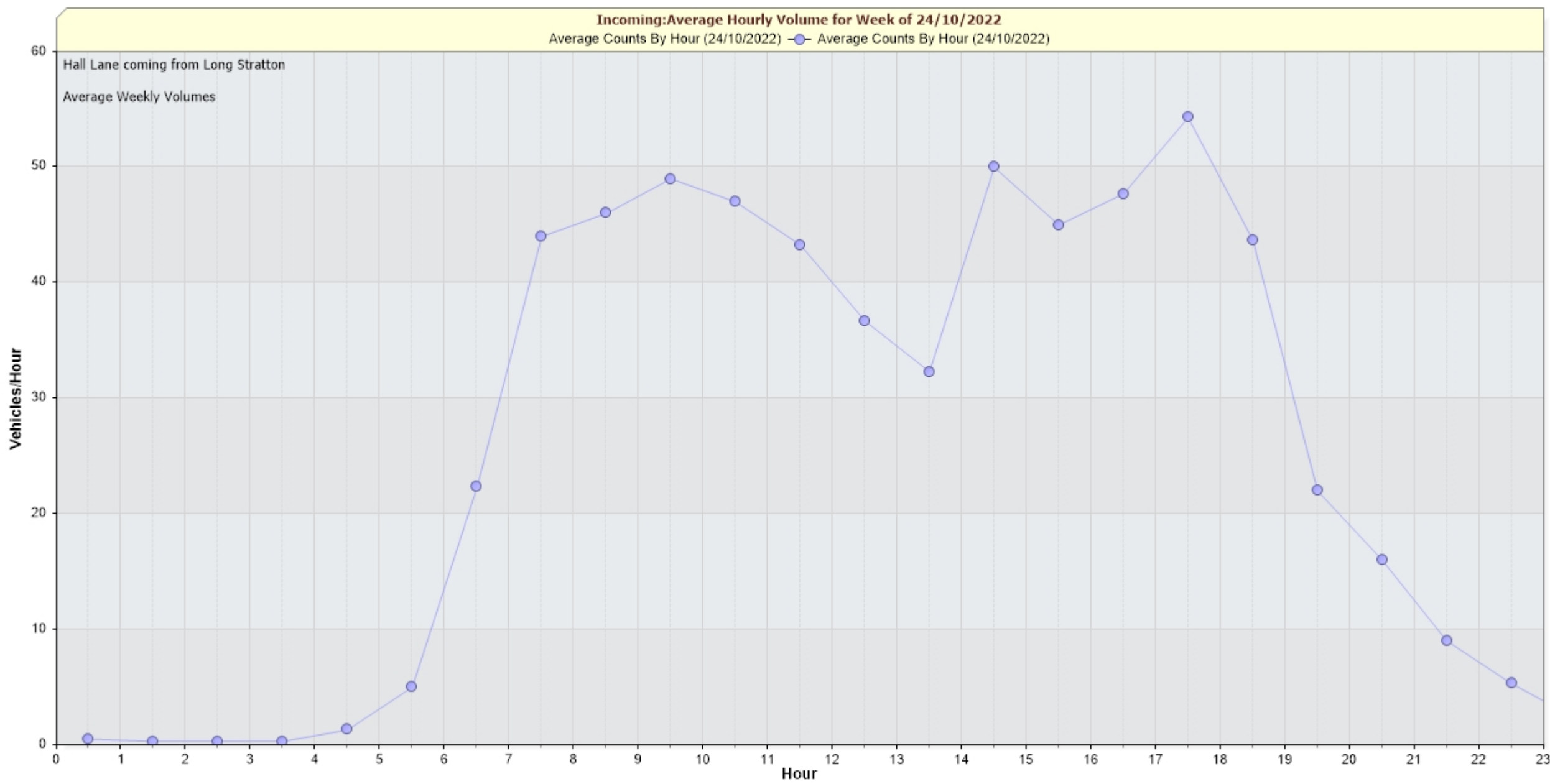
Hall Lane coming from Long Stratton

from Wed-Oct-26-2022-02-00-AM to Wed-Feb-01-2023-02-59-PM

Date	Starting Hr:min	<15	15 to <20	20 to <25	25 to <30	30 to <35	35 to <40	40 to <45	45 to <50	50 to <55	55 to <60	60 to <65	65 to <70	70 to <75	75 to <80	80 to <85	85 to <90	90 to <95	95 to <100	100 to >105	Total Counts	Avg Speed (MPH)	85pet Speed	10MPH Pace	% in pace	# of Speeders	% Speeders	
01/02/2023	00:00	*	*	*	*	*	*	*	*	*	*	*	*	*	*	*	*	*	*	*	*	*	*	*	*	*	*	
01/02/2023	01:00	*	*	*	*	*	*	*	*	*	*	*	*	*	*	*	*	*	*	*	*	*	*	*	*	*	*	
01/02/2023	02:00	*	*	*	*	*	*	*	*	*	*	*	*	*	*	*	*	*	*	*	*	*	*	*	*	*	*	
01/02/2023	03:00	*	*	*	*	*	*	*	*	*	*	*	*	*	*	*	*	*	*	*	*	*	*	*	*	*	*	
01/02/2023	04:00	*	*	*	*	*	*	*	*	*	*	*	*	*	*	*	*	*	*	*	*	*	*	*	*	*	*	
01/02/2023	05:00	*	*	*	*	*	*	*	*	*	*	*	*	*	*	*	*	*	*	*	*	*	*	*	*	*	*	
01/02/2023	06:00	*	*	*	*	*	*	*	*	*	*	*	*	*	*	*	*	*	*	*	*	*	*	*	*	*	*	
01/02/2023	07:00	*	*	*	*	*	*	*	*	*	*	*	*	*	*	*	*	*	*	*	*	*	*	*	*	*	*	
01/02/2023	08:00	*	*	*	*	*	*	*	*	*	*	*	*	*	*	*	*	*	*	*	*	*	*	*	*	*	*	
01/02/2023	09:00	*	*	*	*	*	*	*	*	*	*	*	*	*	*	*	*	*	*	*	*	*	*	*	*	*	*	
01/02/2023	10:00	*	*	*	*	*	*	*	*	*	*	*	*	*	*	*	*	*	*	*	*	*	*	*	*	*	*	
01/02/2023	11:00	*	*	*	*	*	*	*	*	*	*	*	*	*	*	*	*	*	*	*	*	*	*	*	*	*	*	
01/02/2023	12:00	*	*	*	*	*	*	*	*	*	*	*	*	*	*	*	*	*	*	*	*	*	*	*	*	*	*	
01/02/2023	13:00	*	*	*	*	*	*	*	*	*	*	*	*	*	*	*	*	*	*	*	*	*	*	*	*	*	*	
01/02/2023	14:00	0	0	0	0	0	0	0	0	0	0	0	0	0	0	0	0	0	0	0	0	0	0	0	*	*	*	
01/02/2023	15:00	*	*	*	*	*	*	*	*	*	*	*	*	*	*	*	*	*	*	*	*	*	*	*	*	*	*	*
01/02/2023	16:00	*	*	*	*	*	*	*	*	*	*	*	*	*	*	*	*	*	*	*	*	*	*	*	*	*	*	*
01/02/2023	17:00	*	*	*	*	*	*	*	*	*	*	*	*	*	*	*	*	*	*	*	*	*	*	*	*	*	*	*
01/02/2023	18:00	*	*	*	*	*	*	*	*	*	*	*	*	*	*	*	*	*	*	*	*	*	*	*	*	*	*	*
01/02/2023	19:00	*	*	*	*	*	*	*	*	*	*	*	*	*	*	*	*	*	*	*	*	*	*	*	*	*	*	*
01/02/2023	20:00	*	*	*	*	*	*	*	*	*	*	*	*	*	*	*	*	*	*	*	*	*	*	*	*	*	*	*
01/02/2023	21:00	*	*	*	*	*	*	*	*	*	*	*	*	*	*	*	*	*	*	*	*	*	*	*	*	*	*	*
01/02/2023	22:00	*	*	*	*	*	*	*	*	*	*	*	*	*	*	*	*	*	*	*	*	*	*	*	*	*	*	*
01/02/2023	23:00	*	*	*	*	*	*	*	*	*	*	*	*	*	*	*	*	*	*	*	*	*	*	*	*	*	*	*
24 Hr Summary		0	0	0	0	0	0	0	0	0	0	0	0	0	0	0	0	0	0	0	0	0	0	0	*	*	*	

Incoming:Average Hourly Volume for Week of 24/10/2022  
Average Counts By Hour (24/10/2022) — Average Counts By Hour (24/10/2022)

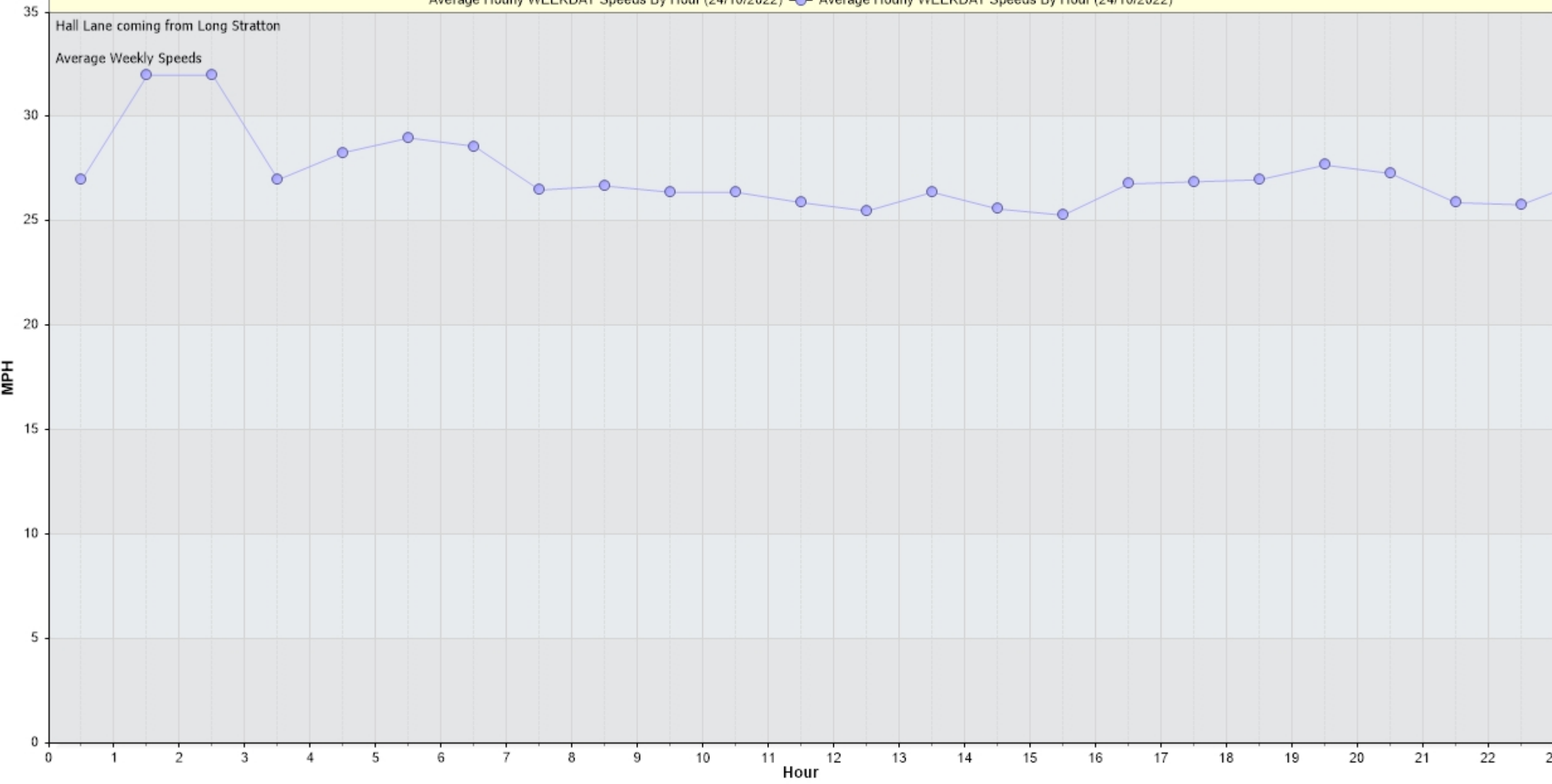
Hall Lane coming from Long Stratton  
Average Weekly Volumes



Incoming: Average Hourly WEEKDAY Speeds for Week of 24/10/2022

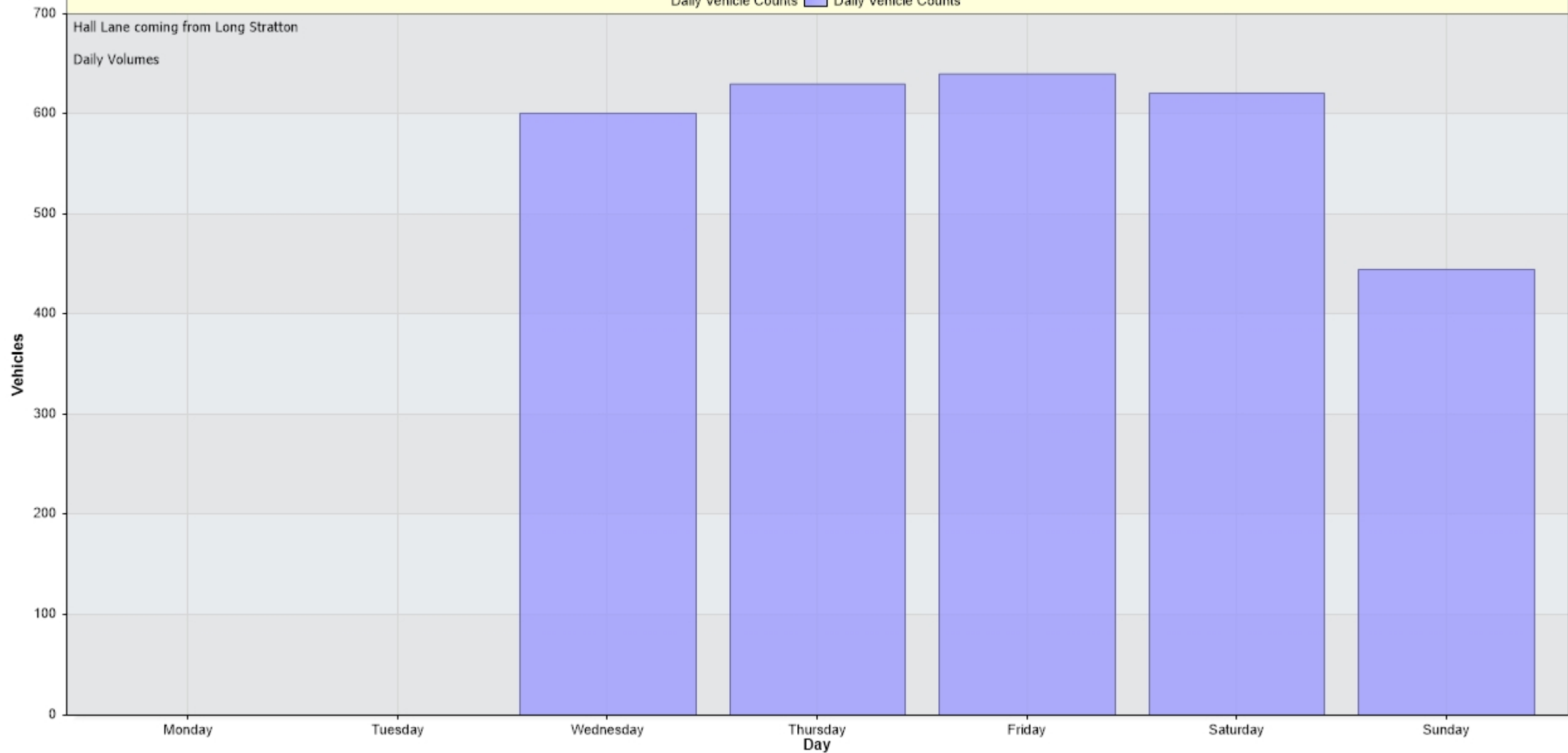
Average Hourly WEEKDAY Speeds By Hour (24/10/2022) — Average Hourly WEEKDAY Speeds By Hour (24/10/2022)

Hall Lane coming from Long Stratton  
Average Weekly Speeds



# Incoming: Daily Volume for Week of 24/10/2022

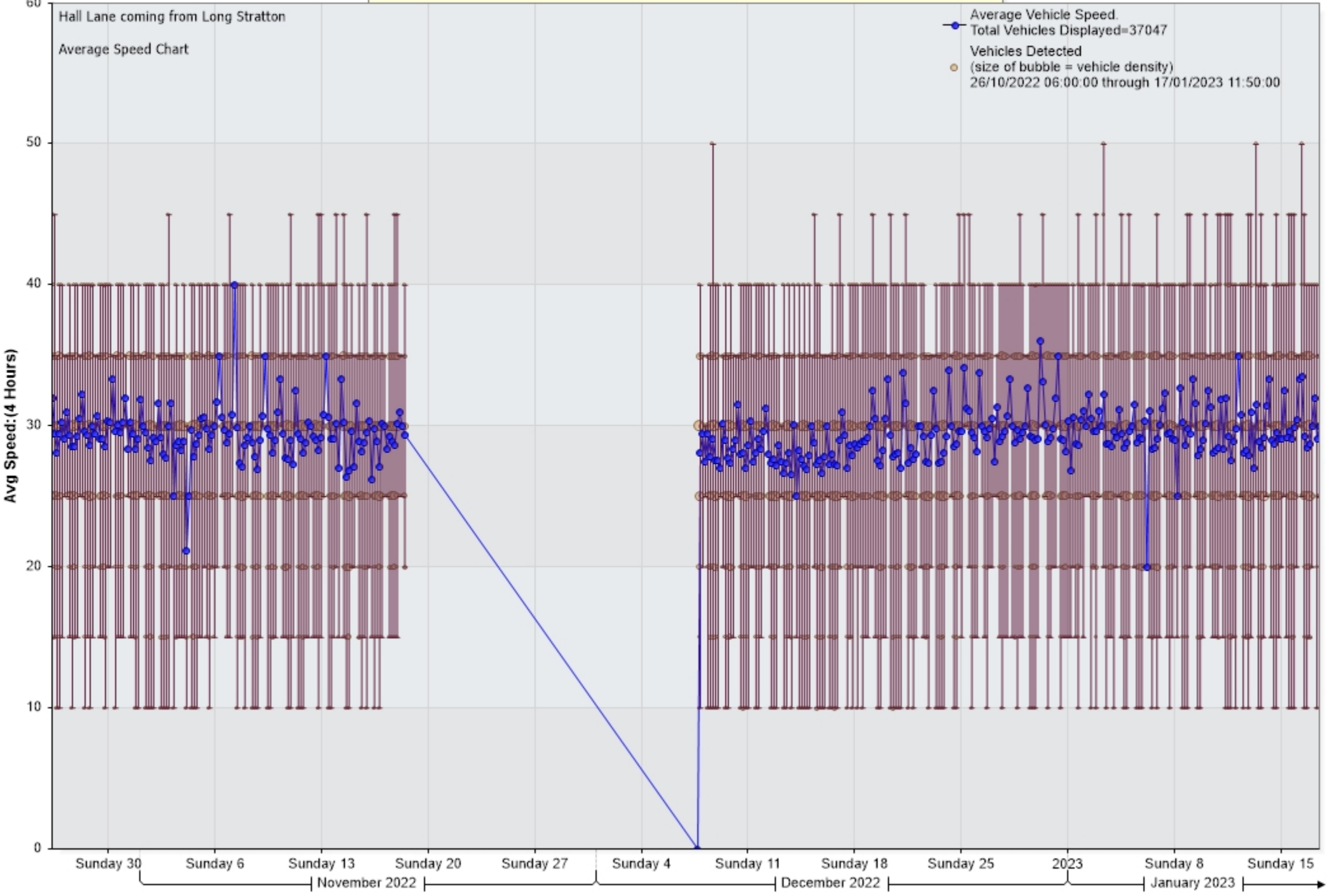
Daily Vehicle Counts ■ Daily Vehicle Counts





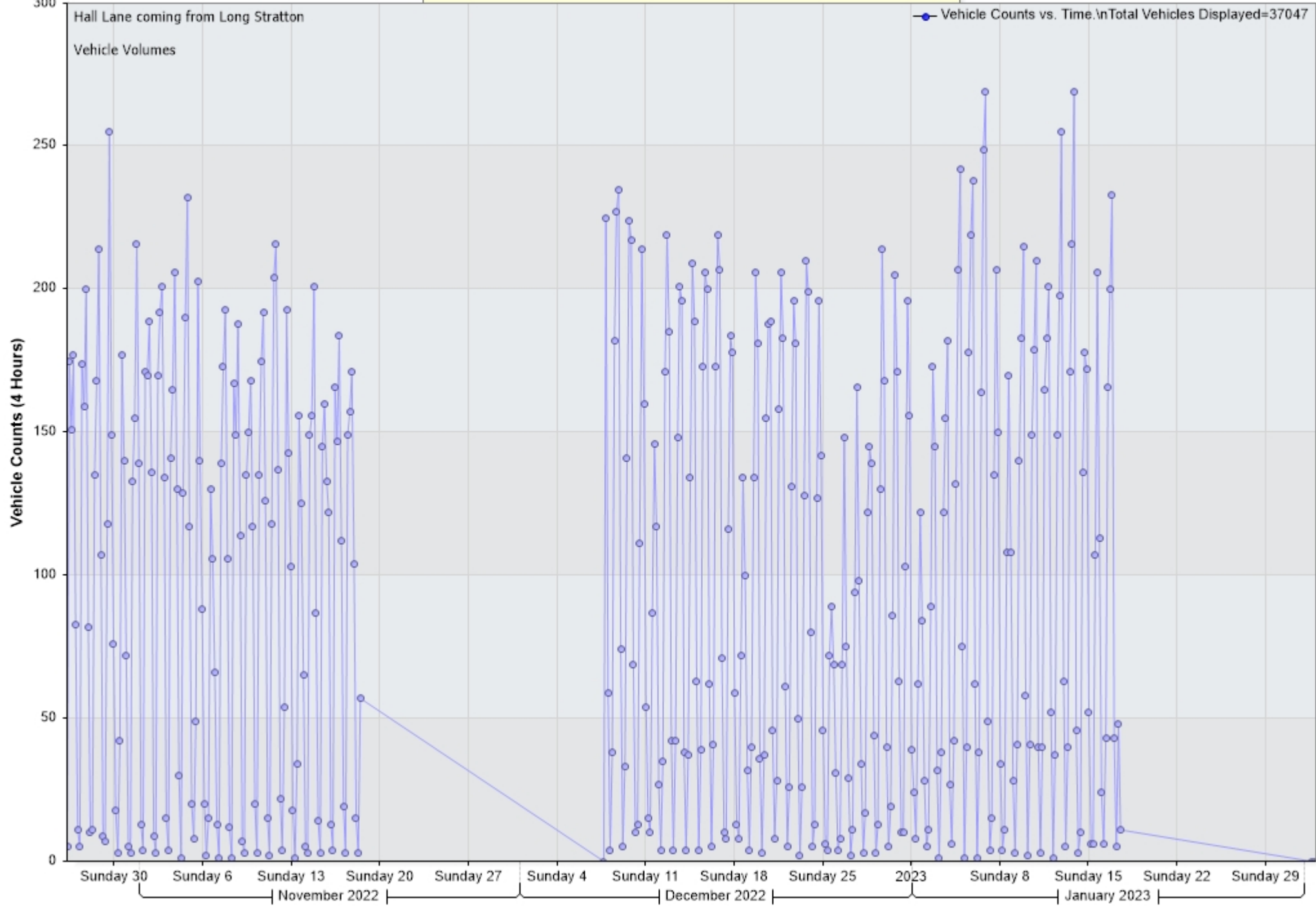
Zoom help

### Average Vehicle Speed (MPH) vs. Time [Hall Lane coming from Long Stratton:Incoming]



Zoom help

### Vehicle Counts vs. Time [Hall Lane coming from Long Stratton: Incoming]

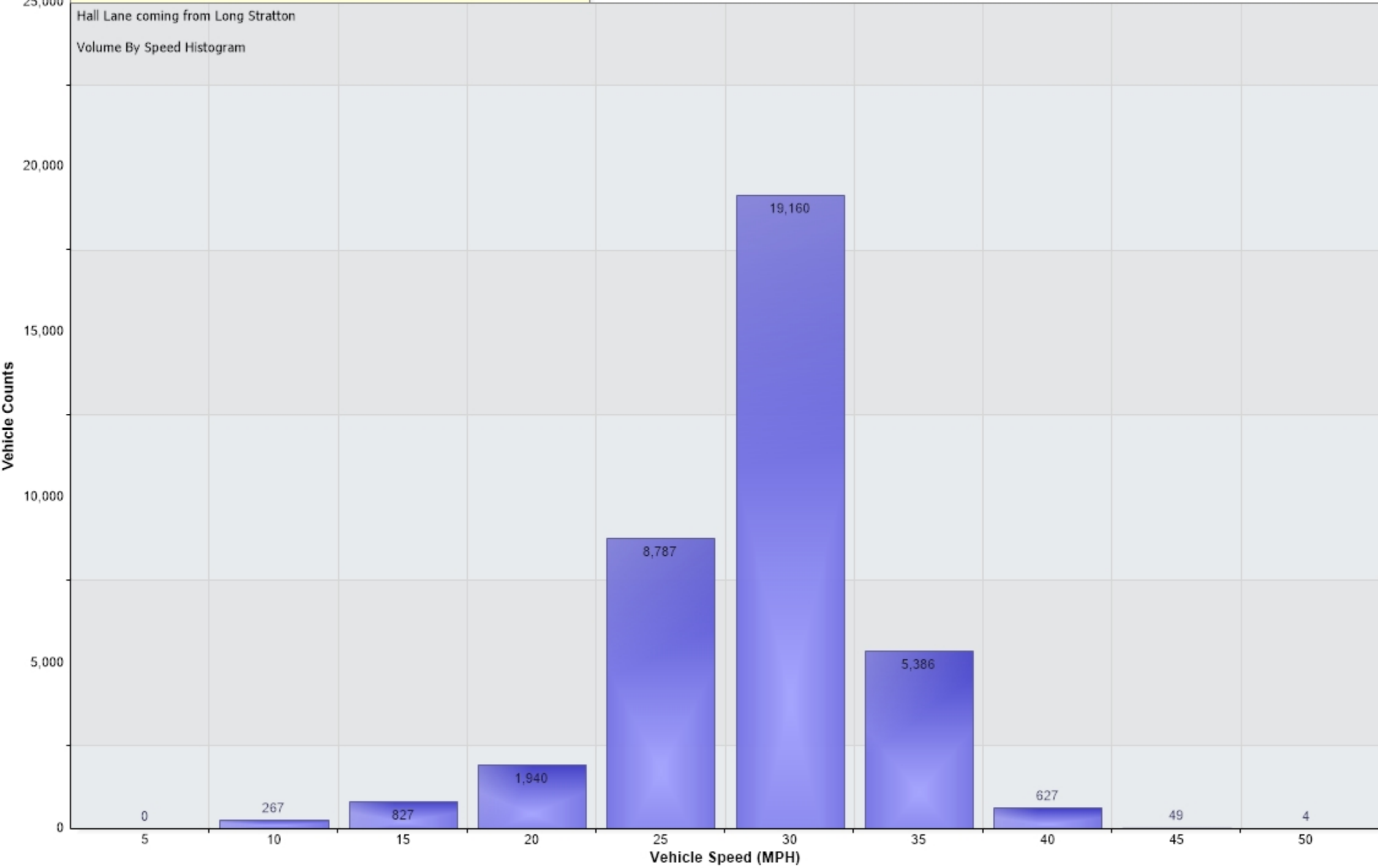


Vehicle Counts Vs. Speed [Hall Lane coming from Long Stratton: Incoming]

Hall Lane coming from Long Stratton

Volume By Speed Histogram

37,047 Counts



Percentile Counts Vs. Speed for [Hall Lane coming from Long Stratton: Incoming]

Hall Lane coming from Long Stratton  
85th Pct Speed=30.5 MPH  
Vehicles in data=37047  
26/10/2022 02:00:00 to 01/02/2023 14:59:59

