

For Project: Hall Lane leaving the village
 Project Notes: Outside number 6
 Location/Name: Incoming
 Report Generated: 13/01/2022 14:58
 Speed Intervals: 5 MPH
 Time Intervals: Instant
 Traffic Report From: 26/10/2021 22:00:00 through 13/01/2022 14:59:59
 85th Percentile Speed: 33.2 MPH
 85th Percentile Vehicles: 29573
 Max Speed: 55 MPH on 27/10/2021 21:20:00
 Total Vehicles: 34792
 AADT: 442

Volumes - weekly counts

Time	5 Day	7 Day
Average Daily	565	525
AM Peak 09:00	44	41
PM Peak 04:00	48	43

Speed

Speed Limit: 30
 85th Percentile Speed: 33.2
 Average Speed: 27.68

	Monday	Tuesday	Wednesday	Thursday	Friday	Saturday	Sunday
Count over limit	1467	1621	1674	1575	1699	1284	1213
% over limit	30.0	31.5	28.9	27.0	30.9	30.8	35.1
Avg Speeder	33.7	33.7	33.8	33.6	33.7	33.6	33.8

Day/Time Ending	85th pctl (MPH)	85th pctl cnts	Total Cnts	Max Speed	Avg Speeder	% Speeders
26/10/2021 11:00:00 PM	42.5	5	6	45	38.8	66.7%
27/10/2021 12:00:00 AM	40.0	3	3	40	35.0	66.7%
27/10/2021 01:00:00 AM	35.0	2	2	35	32.5	50.0%
27/10/2021 02:00:00 AM	40.0	1	1	40	37.5	100.0%
27/10/2021 03:00:00 AM	0.0	0	0	0	0.0	0.0%
27/10/2021 04:00:00 AM	0.0	0	0	0	0.0	0.0%
27/10/2021 05:00:00 AM	40.0	2	2	40	35.0	100.0%
27/10/2021 06:00:00 AM	40.0	5	6	45	39.2	50.0%
27/10/2021 07:00:00 AM	37.5	4	5	40	35.0	80.0%
27/10/2021 08:00:00 AM	33.3	18	21	40	33.2	33.3%
27/10/2021 09:00:00 AM	36.7	24	28	45	35.4	42.9%
27/10/2021 10:00:00 AM	34.2	30	35	40	33.4	45.7%
27/10/2021 11:00:00 AM	32.0	26	31	45	34.6	22.6%
27/10/2021 12:00:00 PM	30.8	29	34	35	32.5	17.6%
27/10/2021 01:00:00 PM	30.8	32	38	40	33.2	18.4%
27/10/2021 02:00:00 PM	31.9	38	45	40	33.5	22.2%
27/10/2021 03:00:00 PM	33.8	36	42	40	34.2	28.6%
27/10/2021 04:00:00 PM	32.1	29	34	40	33.1	23.5%
27/10/2021 05:00:00 PM	32.7	37	44	45	33.7	29.5%
27/10/2021 06:00:00 PM	32.5	46	54	45	34.4	24.1%
27/10/2021 07:00:00 PM	32.9	46	54	40	32.8	33.3%
27/10/2021 08:00:00 PM	36.7	18	21	45	35.0	47.6%
27/10/2021 09:00:00 PM	33.3	10	12	50	36.3	33.3%
27/10/2021 10:00:00 PM	35.0	5	6	55	39.2	50.0%
27/10/2021 11:00:00 PM	35.0	6	7	40	34.2	42.9%
28/10/2021 12:00:00 AM	40.0	3	3	40	34.2	100.0%
28/10/2021 01:00:00 AM	0.0	0	0	0	0.0	0.0%
28/10/2021 02:00:00 AM	0.0	0	0	0	0.0	0.0%
28/10/2021 03:00:00 AM	35.0	3	3	35	32.5	66.7%
28/10/2021 04:00:00 AM	35.0	1	1	35	32.5	100.0%
28/10/2021 05:00:00 AM	30.0	2	2	30	0.0	0.0%
28/10/2021 06:00:00 AM	35.0	6	7	40	33.8	57.1%
28/10/2021 07:00:00 AM	35.0	7	8	40	34.2	37.5%
28/10/2021 08:00:00 AM	30.0	11	13	35	32.5	15.4%
28/10/2021 09:00:00 AM	29.0	12	14	35	32.5	7.1%
28/10/2021 10:00:00 AM	25.0	27	32	30	0.0	0.0%
28/10/2021 11:00:00 AM	30.0	16	19	35	32.5	15.8%
28/10/2021 12:00:00 PM	28.5	29	34	35	32.5	2.9%
28/10/2021 01:00:00 PM	28.3	37	43	35	32.5	4.7%
28/10/2021 02:00:00 PM	29.3	27	32	40	33.8	12.5%
28/10/2021 03:00:00 PM	26.4	34	40	35	32.5	2.5%
28/10/2021 04:00:00 PM	28.5	31	37	35	32.5	8.1%
28/10/2021 05:00:00 PM	27.9	29	34	35	32.5	5.9%
28/10/2021 06:00:00 PM	30.6	38	45	35	32.5	17.8%
28/10/2021 07:00:00 PM	29.5	26	31	45	35.0	12.9%
28/10/2021 08:00:00 PM	32.5	26	30	40	33.2	23.3%
28/10/2021 09:00:00 PM	31.7	16	19	45	35.0	21.1%
28/10/2021 10:00:00 PM	35.0	4	5	40	35.0	40.0%
28/10/2021 11:00:00 PM	30.0	6	7	35	32.5	14.3%

29/10/2021 12:00:00 AM	30.0	2	2	30	0.0	0.0%
29/10/2021 01:00:00 AM	30.0	3	3	30	0.0	0.0%
29/10/2021 02:00:00 AM	25.0	1	1	25	0.0	0.0%
29/10/2021 03:00:00 AM	35.0	1	1	35	32.5	100.0%
29/10/2021 04:00:00 AM	30.0	1	1	30	0.0	0.0%
29/10/2021 05:00:00 AM	50.0	2	2	50	47.5	50.0%
29/10/2021 06:00:00 AM	35.0	4	5	40	35.0	40.0%
29/10/2021 07:00:00 AM	27.5	5	6	30	0.0	0.0%
29/10/2021 08:00:00 AM	28.8	9	11	35	32.5	9.1%
29/10/2021 09:00:00 AM	30.0	16	19	35	32.5	15.8%
29/10/2021 10:00:00 AM	28.3	25	29	35	32.5	3.4%
29/10/2021 11:00:00 AM	28.6	19	22	35	32.5	4.5%
29/10/2021 12:00:00 PM	28.3	26	30	35	32.5	3.3%
29/10/2021 01:00:00 PM	28.3	24	28	35	32.5	3.6%
29/10/2021 02:00:00 PM	27.0	34	40	30	0.0	0.0%
29/10/2021 03:00:00 PM	26.7	20	23	35	32.5	4.3%
29/10/2021 04:00:00 PM	28.3	31	37	35	32.5	5.4%
29/10/2021 05:00:00 PM	29.5	40	47	40	33.5	10.6%
29/10/2021 06:00:00 PM	31.2	35	41	35	32.5	19.5%
29/10/2021 07:00:00 PM	25.8	33	39	35	32.5	2.6%
29/10/2021 08:00:00 PM	29.4	32	38	35	32.5	10.5%
29/10/2021 09:00:00 PM	30.0	14	16	35	32.5	12.5%
29/10/2021 10:00:00 PM	30.0	15	18	40	34.2	16.7%
29/10/2021 11:00:00 PM	30.0	11	13	40	35.0	15.4%
30/10/2021 12:00:00 AM	33.3	5	6	35	32.5	50.0%
30/10/2021 01:00:00 AM	45.0	2	2	45	42.5	50.0%
30/10/2021 02:00:00 AM	40.0	3	3	40	37.5	33.3%
30/10/2021 03:00:00 AM	0.0	0	0	0	0.0	0.0%
30/10/2021 04:00:00 AM	0.0	0	0	0	0.0	0.0%
30/10/2021 05:00:00 AM	50.0	3	3	50	37.5	100.0%
30/10/2021 06:00:00 AM	25.0	1	1	25	0.0	0.0%
30/10/2021 07:00:00 AM	30.0	2	2	30	0.0	0.0%
30/10/2021 08:00:00 AM	30.0	3	4	35	32.5	25.0%
30/10/2021 09:00:00 AM	30.0	9	11	35	32.5	18.2%
30/10/2021 10:00:00 AM	30.0	11	13	35	32.5	15.4%
30/10/2021 11:00:00 AM	28.3	25	29	35	32.5	6.9%
30/10/2021 12:00:00 PM	32.5	20	23	40	35.0	17.4%
30/10/2021 01:00:00 PM	31.9	31	37	40	33.1	24.3%
30/10/2021 02:00:00 PM	33.0	33	39	40	33.3	30.8%
30/10/2021 03:00:00 PM	33.5	30	35	40	33.3	34.3%
30/10/2021 04:00:00 PM	34.1	36	42	40	33.3	47.6%
30/10/2021 05:00:00 PM	33.2	31	37	45	33.2	40.5%
30/10/2021 06:00:00 PM	34.7	33	39	45	33.8	59.0%
30/10/2021 07:00:00 PM	33.6	35	41	40	33.6	34.1%
30/10/2021 08:00:00 PM	34.5	20	24	45	34.3	58.3%
30/10/2021 09:00:00 PM	35.0	18	21	45	34.5	47.6%
30/10/2021 10:00:00 PM	35.0	10	12	45	34.6	58.3%
30/10/2021 11:00:00 PM	33.3	8	9	35	32.5	33.3%
31/10/2021 12:00:00 AM	38.3	11	13	40	36.3	61.5%
31/10/2021 01:00:00 AM	30.0	4	5	35	32.5	20.0%

31/10/2021 02:00:00 AM	35.0	4	5	40	33.8	80.0%
31/10/2021 03:00:00 AM	35.0	1	1	35	32.5	100.0%
31/10/2021 04:00:00 AM	0.0	0	0	0	0.0	0.0%
31/10/2021 05:00:00 AM	40.0	1	1	40	37.5	100.0%
31/10/2021 06:00:00 AM	0.0	0	0	0	0.0	0.0%
31/10/2021 07:00:00 AM	35.0	2	2	35	32.5	50.0%
31/10/2021 08:00:00 AM	30.0	3	4	35	32.5	25.0%
31/10/2021 09:00:00 AM	37.5	5	6	40	35.0	66.7%
31/10/2021 10:00:00 AM	35.0	6	7	40	34.2	42.9%
31/10/2021 11:00:00 AM	32.5	20	24	40	34.2	25.0%
31/10/2021 12:00:00 PM	34.2	23	27	45	34.7	33.3%
31/10/2021 01:00:00 PM	33.3	32	38	35	32.5	47.4%
31/10/2021 02:00:00 PM	33.8	32	38	45	34.2	39.5%
31/10/2021 03:00:00 PM	34.2	24	28	40	33.2	53.6%
31/10/2021 04:00:00 PM	35.0	22	26	40	34.3	42.3%
31/10/2021 05:00:00 PM	35.0	30	35	40	33.6	62.9%
31/10/2021 06:00:00 PM	33.2	38	45	45	33.9	31.1%
31/10/2021 07:00:00 PM	33.3	28	33	40	34.2	27.3%
31/10/2021 08:00:00 PM	34.0	20	23	40	33.0	47.8%
31/10/2021 09:00:00 PM	33.8	16	19	50	35.8	31.6%
31/10/2021 10:00:00 PM	31.7	14	17	40	33.8	23.5%
31/10/2021 11:00:00 PM	36.7	9	11	40	34.4	72.7%
01/11/2021 12:00:00 AM	33.3	5	6	35	32.5	50.0%
01/11/2021 01:00:00 AM	35.0	2	2	35	32.5	50.0%
01/11/2021 02:00:00 AM	40.0	3	3	40	35.0	66.7%
01/11/2021 03:00:00 AM	45.0	1	1	45	42.5	100.0%
01/11/2021 04:00:00 AM	0.0	0	0	0	0.0	0.0%
01/11/2021 05:00:00 AM	35.0	1	1	35	32.5	100.0%
01/11/2021 06:00:00 AM	40.0	1	1	40	37.5	100.0%
01/11/2021 07:00:00 AM	40.0	7	8	45	35.8	75.0%
01/11/2021 08:00:00 AM	37.5	3	4	40	35.8	75.0%
01/11/2021 09:00:00 AM	33.9	20	24	45	33.9	45.8%
01/11/2021 10:00:00 AM	33.9	33	39	40	33.0	51.3%
01/11/2021 11:00:00 AM	29.4	28	33	35	32.5	12.1%
01/11/2021 12:00:00 PM	28.8	35	41	35	32.5	7.3%
01/11/2021 01:00:00 PM	32.9	35	41	40	34.0	24.4%
01/11/2021 02:00:00 PM	32.5	36	42	40	33.5	23.8%
01/11/2021 03:00:00 PM	30.0	32	38	40	33.3	15.8%
01/11/2021 04:00:00 PM	32.5	40	47	40	33.3	25.5%
01/11/2021 05:00:00 PM	32.3	43	51	40	33.3	25.5%
01/11/2021 06:00:00 PM	33.3	42	49	40	33.5	30.6%
01/11/2021 07:00:00 PM	34.5	35	41	40	33.4	56.1%
01/11/2021 08:00:00 PM	33.9	41	48	45	35.7	29.2%
01/11/2021 09:00:00 PM	33.0	16	19	40	33.3	31.6%
01/11/2021 10:00:00 PM	35.0	18	21	50	36.1	33.3%
01/11/2021 11:00:00 PM	41.7	11	13	45	37.5	69.2%
02/11/2021 12:00:00 AM	37.5	8	9	40	35.8	33.3%
02/11/2021 01:00:00 AM	40.0	5	6	45	35.0	100.0%
02/11/2021 02:00:00 AM	35.0	1	1	35	32.5	100.0%
02/11/2021 03:00:00 AM	35.0	1	1	35	32.5	100.0%

02/11/2021 04:00:00 AM	35.0	1	1	35	32.5	100.0%
02/11/2021 05:00:00 AM	0.0	0	0	0	0.0	0.0%
02/11/2021 06:00:00 AM	35.0	1	1	35	32.5	100.0%
02/11/2021 07:00:00 AM	37.5	5	6	40	35.0	66.7%
02/11/2021 08:00:00 AM	37.5	6	7	40	35.0	57.1%
02/11/2021 09:00:00 AM	37.9	23	27	45	36.0	48.1%
02/11/2021 10:00:00 AM	32.9	38	45	40	33.2	31.1%
02/11/2021 11:00:00 AM	32.8	30	35	40	33.0	28.6%
02/11/2021 12:00:00 PM	31.9	29	34	35	32.5	23.5%
02/11/2021 01:00:00 PM	31.4	40	47	45	34.2	19.1%
02/11/2021 02:00:00 PM	31.9	34	40	40	33.1	22.5%
02/11/2021 03:00:00 PM	33.2	30	35	45	33.3	34.3%
02/11/2021 04:00:00 PM	30.6	41	48	35	32.5	16.7%
02/11/2021 05:00:00 PM	33.8	50	59	40	33.3	42.4%
02/11/2021 06:00:00 PM	34.0	53	62	45	33.7	41.9%
02/11/2021 07:00:00 PM	35.6	54	63	45	34.3	52.4%
02/11/2021 08:00:00 PM	34.3	38	45	45	33.7	55.6%
02/11/2021 09:00:00 PM	41.7	14	16	45	36.9	50.0%
02/11/2021 10:00:00 PM	35.0	12	14	45	35.4	50.0%
02/11/2021 11:00:00 PM	37.5	14	16	45	35.0	50.0%
03/11/2021 12:00:00 AM	40.0	6	7	50	36.7	85.7%
03/11/2021 01:00:00 AM	40.0	2	2	40	37.5	50.0%
03/11/2021 02:00:00 AM	0.0	0	0	0	0.0	0.0%
03/11/2021 03:00:00 AM	30.0	2	2	30	0.0	0.0%
03/11/2021 04:00:00 AM	45.0	1	1	45	42.5	100.0%
03/11/2021 05:00:00 AM	35.0	1	1	35	32.5	100.0%
03/11/2021 06:00:00 AM	35.0	2	2	35	32.5	50.0%
03/11/2021 07:00:00 AM	40.0	5	6	45	36.5	83.3%
03/11/2021 08:00:00 AM	35.0	8	9	40	33.3	66.7%
03/11/2021 09:00:00 AM	37.0	19	22	40	34.3	63.6%
03/11/2021 10:00:00 AM	34.6	39	46	40	34.2	39.1%
03/11/2021 11:00:00 AM	32.2	33	39	40	33.0	25.6%
03/11/2021 12:00:00 PM	33.5	28	33	40	32.9	42.4%
03/11/2021 01:00:00 PM	34.5	26	30	45	34.4	43.3%
03/11/2021 02:00:00 PM	33.3	31	37	40	33.8	32.4%
03/11/2021 03:00:00 PM	34.5	30	35	45	34.2	42.9%
03/11/2021 04:00:00 PM	33.5	37	43	45	34.0	30.2%
03/11/2021 05:00:00 PM	33.8	49	58	45	33.9	37.9%
03/11/2021 06:00:00 PM	30.6	46	54	40	33.1	16.7%
03/11/2021 07:00:00 PM	33.1	35	41	40	33.9	26.8%
03/11/2021 08:00:00 PM	35.8	33	39	45	35.6	33.3%
03/11/2021 09:00:00 PM	33.3	24	28	40	33.0	35.7%
03/11/2021 10:00:00 PM	36.7	17	20	45	34.4	65.0%
03/11/2021 11:00:00 PM	33.8	8	10	40	33.5	50.0%
04/11/2021 12:00:00 AM	35.0	8	9	40	33.5	55.6%
04/11/2021 01:00:00 AM	40.0	3	3	40	37.5	33.3%
04/11/2021 02:00:00 AM	0.0	0	0	0	0.0	0.0%
04/11/2021 03:00:00 AM	0.0	0	0	0	0.0	0.0%
04/11/2021 04:00:00 AM	0.0	0	0	0	0.0	0.0%
04/11/2021 05:00:00 AM	35.0	3	3	35	32.5	33.3%

04/11/2021 06:00:00 AM	45.0	1	1	45	42.5	100.0%
04/11/2021 07:00:00 AM	38.3	7	8	40	35.5	62.5%
04/11/2021 08:00:00 AM	32.5	3	4	35	32.5	50.0%
04/11/2021 09:00:00 AM	34.2	24	28	45	34.7	32.1%
04/11/2021 10:00:00 AM	33.8	33	39	40	33.5	38.5%
04/11/2021 11:00:00 AM	31.7	23	27	35	32.5	22.2%
04/11/2021 12:00:00 PM	29.7	29	34	35	32.5	11.8%
04/11/2021 01:00:00 PM	33.1	31	36	35	32.5	36.1%
04/11/2021 02:00:00 PM	33.3	31	37	40	32.8	43.2%
04/11/2021 03:00:00 PM	33.2	35	41	40	33.3	31.7%
04/11/2021 04:00:00 PM	30.6	41	48	35	32.5	16.7%
04/11/2021 05:00:00 PM	34.7	49	58	40	34.1	43.1%
04/11/2021 06:00:00 PM	35.6	48	56	45	34.8	39.3%
04/11/2021 07:00:00 PM	33.9	45	53	50	33.9	41.5%
04/11/2021 08:00:00 PM	34.1	33	39	40	33.3	48.7%
04/11/2021 09:00:00 PM	35.0	22	26	45	34.6	53.8%
04/11/2021 10:00:00 PM	35.0	10	12	45	34.6	58.3%
04/11/2021 11:00:00 PM	35.0	8	10	40	33.9	70.0%
05/11/2021 12:00:00 AM	35.0	5	6	45	37.5	33.3%
05/11/2021 01:00:00 AM	50.0	2	2	50	40.0	100.0%
05/11/2021 02:00:00 AM	30.0	2	2	30	0.0	0.0%
05/11/2021 03:00:00 AM	0.0	0	0	0	0.0	0.0%
05/11/2021 04:00:00 AM	35.0	2	2	35	32.5	50.0%
05/11/2021 05:00:00 AM	15.0	1	1	15	0.0	0.0%
05/11/2021 06:00:00 AM	50.0	2	2	50	42.5	100.0%
05/11/2021 07:00:00 AM	40.0	6	7	45	36.7	85.7%
05/11/2021 08:00:00 AM	35.0	3	3	35	32.5	33.3%
05/11/2021 09:00:00 AM	36.2	20	24	45	34.8	54.2%
05/11/2021 10:00:00 AM	35.0	35	41	45	34.4	51.2%
05/11/2021 11:00:00 AM	36.2	25	29	45	34.8	44.8%
05/11/2021 12:00:00 PM	32.2	33	39	40	33.0	25.6%
05/11/2021 01:00:00 PM	34.0	36	42	45	33.6	42.9%
05/11/2021 02:00:00 PM	33.0	32	38	40	33.3	31.6%
05/11/2021 03:00:00 PM	34.4	47	55	45	34.1	40.0%
05/11/2021 04:00:00 PM	33.2	43	51	40	32.8	39.2%
05/11/2021 05:00:00 PM	34.6	56	66	45	34.1	47.0%
05/11/2021 06:00:00 PM	33.8	52	61	40	33.6	36.1%
05/11/2021 07:00:00 PM	34.4	60	71	45	34.5	38.0%
05/11/2021 08:00:00 PM	35.0	36	42	45	34.4	42.9%
05/11/2021 09:00:00 PM	38.0	15	18	45	36.0	55.6%
05/11/2021 10:00:00 PM	35.0	17	20	40	34.2	45.0%
05/11/2021 11:00:00 PM	34.3	9	11	40	33.1	72.7%
06/11/2021 12:00:00 AM	35.0	5	6	45	35.8	50.0%
06/11/2021 01:00:00 AM	37.5	6	7	40	34.2	85.7%
06/11/2021 02:00:00 AM	45.0	3	3	45	40.0	66.7%
06/11/2021 03:00:00 AM	0.0	0	0	0	0.0	0.0%
06/11/2021 04:00:00 AM	0.0	0	0	0	0.0	0.0%
06/11/2021 05:00:00 AM	0.0	0	0	0	0.0	0.0%
06/11/2021 06:00:00 AM	45.0	2	2	45	37.5	100.0%
06/11/2021 07:00:00 AM	40.0	4	5	45	37.5	60.0%

06/11/2021 08:00:00 AM	40.0	3	3	40	37.5	66.7%
06/11/2021 09:00:00 AM	32.5	5	6	35	32.5	33.3%
06/11/2021 10:00:00 AM	33.3	22	26	40	33.8	30.8%
06/11/2021 11:00:00 AM	32.5	28	33	40	33.8	24.2%
06/11/2021 12:00:00 PM	32.8	30	35	40	33.0	28.6%
06/11/2021 01:00:00 PM	32.9	33	39	40	34.0	25.6%
06/11/2021 02:00:00 PM	32.7	32	38	45	33.3	31.6%
06/11/2021 03:00:00 PM	32.5	26	31	40	34.6	22.6%
06/11/2021 04:00:00 PM	29.8	45	53	35	32.5	13.2%
06/11/2021 05:00:00 PM	28.8	37	44	35	32.5	4.5%
06/11/2021 06:00:00 PM	32.3	38	45	40	32.9	26.7%
06/11/2021 07:00:00 PM	34.4	39	46	40	33.6	47.8%
06/11/2021 08:00:00 PM	34.5	25	29	40	33.6	48.3%
06/11/2021 09:00:00 PM	35.0	14	16	40	34.2	37.5%
06/11/2021 10:00:00 PM	37.5	8	10	45	36.5	50.0%
06/11/2021 11:00:00 PM	38.0	13	15	40	35.6	53.3%
07/11/2021 12:00:00 AM	35.0	9	11	45	35.4	63.6%
07/11/2021 01:00:00 AM	35.0	5	6	40	33.8	66.7%
07/11/2021 02:00:00 AM	35.0	5	6	40	35.0	33.3%
07/11/2021 03:00:00 AM	35.0	3	3	35	32.5	66.7%
07/11/2021 04:00:00 AM	0.0	0	0	0	0.0	0.0%
07/11/2021 05:00:00 AM	0.0	0	0	0	0.0	0.0%
07/11/2021 06:00:00 AM	35.0	1	1	35	32.5	100.0%
07/11/2021 07:00:00 AM	45.0	2	2	45	37.5	100.0%
07/11/2021 08:00:00 AM	35.0	3	4	40	34.2	75.0%
07/11/2021 09:00:00 AM	35.0	2	2	35	32.5	100.0%
07/11/2021 10:00:00 AM	35.0	9	11	40	34.2	54.5%
07/11/2021 11:00:00 AM	37.5	16	19	50	35.2	68.4%
07/11/2021 12:00:00 PM	33.3	23	27	45	34.4	29.6%
07/11/2021 01:00:00 PM	32.5	25	29	40	33.2	24.1%
07/11/2021 02:00:00 PM	38.3	30	35	45	34.9	77.1%
07/11/2021 03:00:00 PM	35.0	25	29	40	33.8	55.2%
07/11/2021 04:00:00 PM	33.9	28	33	45	34.2	36.4%
07/11/2021 05:00:00 PM	32.8	34	40	45	33.9	27.5%
07/11/2021 06:00:00 PM	34.5	42	49	40	33.5	49.0%
07/11/2021 07:00:00 PM	32.5	23	27	45	33.9	25.9%
07/11/2021 08:00:00 PM	38.0	20	23	45	36.4	39.1%
07/11/2021 09:00:00 PM	41.7	12	14	45	37.5	64.3%
07/11/2021 10:00:00 PM	38.3	8	10	45	36.1	70.0%
07/11/2021 11:00:00 PM	35.0	5	6	40	33.8	66.7%
08/11/2021 12:00:00 AM	33.3	5	6	35	32.5	50.0%
08/11/2021 01:00:00 AM	40.0	3	3	40	35.8	100.0%
08/11/2021 02:00:00 AM	35.0	3	3	35	32.5	33.3%
08/11/2021 03:00:00 AM	40.0	1	1	40	37.5	100.0%
08/11/2021 04:00:00 AM	50.0	1	1	50	47.5	100.0%
08/11/2021 05:00:00 AM	40.0	1	1	40	37.5	100.0%
08/11/2021 06:00:00 AM	0.0	0	0	0	0.0	0.0%
08/11/2021 07:00:00 AM	40.0	4	5	50	39.2	60.0%
08/11/2021 08:00:00 AM	37.5	6	7	40	34.5	71.4%
08/11/2021 09:00:00 AM	36.2	16	19	40	34.5	52.6%

08/11/2021 10:00:00 AM	33.0	29	34	40	33.0	32.4%
08/11/2021 11:00:00 AM	33.8	22	26	40	33.5	38.5%
08/11/2021 12:00:00 PM	30.0	17	20	45	35.8	15.0%
08/11/2021 01:00:00 PM	33.0	25	29	40	33.9	24.1%
08/11/2021 02:00:00 PM	32.5	37	43	45	33.4	25.6%
08/11/2021 03:00:00 PM	30.0	29	34	35	32.5	14.7%
08/11/2021 04:00:00 PM	32.0	37	43	40	34.4	18.6%
08/11/2021 05:00:00 PM	31.1	55	65	45	34.2	18.5%
08/11/2021 06:00:00 PM	34.7	51	60	45	34.4	43.3%
08/11/2021 07:00:00 PM	33.8	47	55	40	33.2	41.8%
08/11/2021 08:00:00 PM	33.1	42	50	45	33.3	36.0%
08/11/2021 09:00:00 PM	38.3	17	20	45	35.4	60.0%
08/11/2021 10:00:00 PM	32.5	11	13	40	34.2	23.1%
08/11/2021 11:00:00 PM	35.0	8	10	40	34.2	60.0%
09/11/2021 12:00:00 AM	35.0	5	6	40	34.2	50.0%
09/11/2021 01:00:00 AM	40.0	6	7	45	37.5	57.1%
09/11/2021 02:00:00 AM	35.0	1	1	35	32.5	100.0%
09/11/2021 03:00:00 AM	30.0	1	1	30	0.0	0.0%
09/11/2021 04:00:00 AM	0.0	0	0	0	0.0	0.0%
09/11/2021 05:00:00 AM	40.0	1	1	40	37.5	100.0%
09/11/2021 06:00:00 AM	40.0	1	1	40	37.5	100.0%
09/11/2021 07:00:00 AM	38.3	4	5	40	35.5	100.0%
09/11/2021 08:00:00 AM	33.3	6	7	35	32.5	42.9%
09/11/2021 09:00:00 AM	34.2	14	17	40	33.8	47.1%
09/11/2021 10:00:00 AM	34.7	36	42	40	33.8	47.6%
09/11/2021 11:00:00 AM	34.5	24	28	45	34.0	46.4%
09/11/2021 12:00:00 PM	32.0	27	32	40	33.9	21.9%
09/11/2021 01:00:00 PM	33.3	24	28	40	33.0	35.7%
09/11/2021 02:00:00 PM	32.5	29	34	40	33.1	26.5%
09/11/2021 03:00:00 PM	32.7	30	35	35	32.5	31.4%
09/11/2021 04:00:00 PM	31.9	38	45	40	33.5	22.2%
09/11/2021 05:00:00 PM	33.6	48	56	40	33.2	37.5%
09/11/2021 06:00:00 PM	32.7	37	43	40	32.9	27.9%
09/11/2021 07:00:00 PM	35.0	44	52	45	34.9	40.4%
09/11/2021 08:00:00 PM	34.1	39	46	40	34.1	34.8%
09/11/2021 09:00:00 PM	37.5	18	21	45	34.8	61.9%
09/11/2021 10:00:00 PM	37.5	15	18	45	34.6	77.8%
09/11/2021 11:00:00 PM	35.0	8	10	45	37.5	30.0%
10/11/2021 12:00:00 AM	35.0	8	9	40	33.3	66.7%
10/11/2021 01:00:00 AM	40.0	3	3	40	35.0	66.7%
10/11/2021 02:00:00 AM	0.0	0	0	0	0.0	0.0%
10/11/2021 03:00:00 AM	0.0	0	0	0	0.0	0.0%
10/11/2021 04:00:00 AM	35.0	1	1	35	32.5	100.0%
10/11/2021 05:00:00 AM	40.0	2	2	40	37.5	50.0%
10/11/2021 06:00:00 AM	40.0	1	1	40	37.5	100.0%
10/11/2021 07:00:00 AM	45.0	6	7	50	37.5	85.7%
10/11/2021 08:00:00 AM	40.0	7	8	50	38.5	62.5%
10/11/2021 09:00:00 AM	34.1	23	27	40	33.3	48.1%
10/11/2021 10:00:00 AM	33.6	39	46	40	33.8	32.6%
10/11/2021 11:00:00 AM	33.6	20	24	40	33.6	37.5%

10/11/2021 12:00:00 PM	32.5	29	34	40	33.1	26.5%
10/11/2021 01:00:00 PM	28.3	23	27	40	37.5	3.7%
10/11/2021 02:00:00 PM	25.0	27	32	35	32.5	6.3%
10/11/2021 03:00:00 PM	32.1	33	39	40	33.6	23.1%
10/11/2021 04:00:00 PM	31.0	33	39	40	33.9	17.9%
10/11/2021 05:00:00 PM	33.9	46	54	45	34.1	35.2%
10/11/2021 06:00:00 PM	32.0	50	59	40	35.2	18.6%
10/11/2021 07:00:00 PM	34.1	39	46	40	33.5	45.7%
10/11/2021 08:00:00 PM	36.0	32	38	45	34.5	57.9%
10/11/2021 09:00:00 PM	33.6	22	26	40	33.6	34.6%
10/11/2021 10:00:00 PM	32.5	11	13	40	34.2	23.1%
10/11/2021 11:00:00 PM	36.7	11	13	40	35.0	46.2%
11/11/2021 12:00:00 AM	35.0	6	7	40	35.0	28.6%
11/11/2021 01:00:00 AM	35.0	4	5	40	35.0	40.0%
11/11/2021 02:00:00 AM	30.0	1	1	30	0.0	0.0%
11/11/2021 03:00:00 AM	45.0	1	1	45	42.5	100.0%
11/11/2021 04:00:00 AM	0.0	0	0	0	0.0	0.0%
11/11/2021 05:00:00 AM	40.0	1	1	40	37.5	100.0%
11/11/2021 06:00:00 AM	40.0	3	3	40	35.0	66.7%
11/11/2021 07:00:00 AM	38.3	7	8	40	35.5	62.5%
11/11/2021 08:00:00 AM	30.0	3	4	35	32.5	25.0%
11/11/2021 09:00:00 AM	33.8	21	25	40	32.9	56.0%
11/11/2021 10:00:00 AM	34.1	40	47	45	33.7	44.7%
11/11/2021 11:00:00 AM	33.0	28	33	40	33.0	33.3%
11/11/2021 12:00:00 PM	32.0	25	29	40	33.3	20.7%
11/11/2021 01:00:00 PM	31.2	26	31	40	34.2	19.4%
11/11/2021 02:00:00 PM	32.8	36	42	40	33.4	26.2%
11/11/2021 03:00:00 PM	31.7	26	31	40	33.2	22.6%
11/11/2021 04:00:00 PM	30.0	27	32	40	35.5	15.6%
11/11/2021 05:00:00 PM	33.5	49	58	40	33.2	39.7%
11/11/2021 06:00:00 PM	32.5	43	51	40	34.2	23.5%
11/11/2021 07:00:00 PM	34.8	48	57	40	33.9	49.1%
11/11/2021 08:00:00 PM	35.0	31	37	45	35.4	37.8%
11/11/2021 09:00:00 PM	34.0	19	22	50	35.4	31.8%
11/11/2021 10:00:00 PM	40.0	14	16	45	36.8	43.8%
11/11/2021 11:00:00 PM	33.3	11	13	40	33.8	30.8%
12/11/2021 12:00:00 AM	33.3	12	14	35	32.5	42.9%
12/11/2021 01:00:00 AM	35.0	3	3	35	32.5	33.3%
12/11/2021 02:00:00 AM	45.0	2	2	45	37.5	100.0%
12/11/2021 03:00:00 AM	0.0	0	0	0	0.0	0.0%
12/11/2021 04:00:00 AM	35.0	1	1	35	32.5	100.0%
12/11/2021 05:00:00 AM	0.0	0	0	0	0.0	0.0%
12/11/2021 06:00:00 AM	50.0	1	1	50	47.5	100.0%
12/11/2021 07:00:00 AM	40.0	5	6	55	39.5	83.3%
12/11/2021 08:00:00 AM	37.5	5	6	40	35.0	66.7%
12/11/2021 09:00:00 AM	33.6	21	25	45	34.2	36.0%
12/11/2021 10:00:00 AM	34.2	42	50	50	34.0	48.0%
12/11/2021 11:00:00 AM	35.0	16	19	40	34.6	36.8%
12/11/2021 12:00:00 PM	34.1	26	30	40	33.3	43.3%
12/11/2021 01:00:00 PM	34.1	30	35	40	33.6	40.0%

12/11/2021 02:00:00 PM	33.6	28	33	40	34.0	30.3%
12/11/2021 03:00:00 PM	33.8	32	38	40	33.5	39.5%
12/11/2021 04:00:00 PM	34.4	36	42	40	33.5	47.6%
12/11/2021 05:00:00 PM	33.0	59	69	40	33.0	31.9%
12/11/2021 06:00:00 PM	33.7	45	53	40	33.6	35.8%
12/11/2021 07:00:00 PM	34.2	54	64	45	34.2	42.2%
12/11/2021 08:00:00 PM	34.0	33	39	40	33.3	46.2%
12/11/2021 09:00:00 PM	33.3	20	23	40	33.2	30.4%
12/11/2021 10:00:00 PM	35.0	14	17	40	34.6	41.2%
12/11/2021 11:00:00 PM	33.3	15	18	40	33.2	38.9%
13/11/2021 12:00:00 AM	38.3	7	8	40	35.0	75.0%
13/11/2021 01:00:00 AM	32.5	4	5	35	32.5	40.0%
13/11/2021 02:00:00 AM	40.0	3	3	40	37.5	33.3%
13/11/2021 03:00:00 AM	0.0	0	0	0	0.0	0.0%
13/11/2021 04:00:00 AM	25.0	1	1	25	0.0	0.0%
13/11/2021 05:00:00 AM	0.0	0	0	0	0.0	0.0%
13/11/2021 06:00:00 AM	35.0	2	2	35	32.5	100.0%
13/11/2021 07:00:00 AM	40.0	2	2	40	35.0	100.0%
13/11/2021 08:00:00 AM	40.0	6	7	45	36.3	57.1%
13/11/2021 09:00:00 AM	33.3	7	8	35	32.5	37.5%
13/11/2021 10:00:00 AM	31.7	12	14	35	32.5	21.4%
13/11/2021 11:00:00 AM	30.0	20	24	40	33.8	16.7%
13/11/2021 12:00:00 PM	28.7	21	25	30	0.0	0.0%
13/11/2021 01:00:00 PM	32.5	33	39	40	34.2	23.1%
13/11/2021 02:00:00 PM	30.8	29	34	35	32.5	17.6%
13/11/2021 03:00:00 PM	32.1	31	37	45	34.2	24.3%
13/11/2021 04:00:00 PM	33.6	19	22	40	33.1	36.4%
13/11/2021 05:00:00 PM	30.0	28	33	35	32.5	15.2%
13/11/2021 06:00:00 PM	32.0	33	39	45	35.0	20.5%
13/11/2021 07:00:00 PM	32.8	26	31	40	33.0	32.3%
13/11/2021 08:00:00 PM	32.5	32	38	40	33.0	28.9%
13/11/2021 09:00:00 PM	33.5	26	31	45	33.8	38.7%
13/11/2021 10:00:00 PM	36.7	10	12	40	34.4	66.7%
13/11/2021 11:00:00 PM	34.0	14	17	40	33.9	41.2%
14/11/2021 12:00:00 AM	31.7	9	11	35	32.5	27.3%
14/11/2021 01:00:00 AM	37.5	6	7	40	35.8	42.9%
14/11/2021 02:00:00 AM	33.3	4	5	35	32.5	60.0%
14/11/2021 03:00:00 AM	45.0	3	3	45	37.5	100.0%
14/11/2021 04:00:00 AM	40.0	1	1	40	37.5	100.0%
14/11/2021 05:00:00 AM	0.0	0	0	0	0.0	0.0%
14/11/2021 06:00:00 AM	25.0	1	1	25	0.0	0.0%
14/11/2021 07:00:00 AM	40.0	3	3	40	35.0	66.7%
14/11/2021 08:00:00 AM	30.0	3	4	50	47.5	25.0%
14/11/2021 09:00:00 AM	38.3	7	8	40	36.3	50.0%
14/11/2021 10:00:00 AM	35.0	7	8	40	33.8	50.0%
14/11/2021 11:00:00 AM	34.0	10	12	40	33.3	50.0%
14/11/2021 12:00:00 PM	33.6	19	22	40	33.1	36.4%
14/11/2021 01:00:00 PM	35.0	25	29	40	34.3	37.9%
14/11/2021 02:00:00 PM	32.0	34	40	35	32.5	25.0%
14/11/2021 03:00:00 PM	32.8	29	34	40	33.0	29.4%

14/11/2021 04:00:00 PM	30.0	37	44	40	34.6	15.9%
14/11/2021 05:00:00 PM	34.5	26	31	45	34.2	48.4%
14/11/2021 06:00:00 PM	33.9	42	50	40	33.4	46.0%
14/11/2021 07:00:00 PM	34.3	21	25	45	34.5	40.0%
14/11/2021 08:00:00 PM	38.3	12	14	45	35.6	57.1%
14/11/2021 09:00:00 PM	38.8	11	13	45	35.2	84.6%
14/11/2021 10:00:00 PM	32.5	8	9	35	32.5	22.2%
14/11/2021 11:00:00 PM	40.0	6	7	45	36.3	57.1%
15/11/2021 12:00:00 AM	35.0	3	3	35	32.5	33.3%
15/11/2021 01:00:00 AM	45.0	2	2	45	37.5	100.0%
15/11/2021 02:00:00 AM	35.0	2	2	35	32.5	100.0%
15/11/2021 03:00:00 AM	40.0	2	2	40	37.5	100.0%
15/11/2021 04:00:00 AM	0.0	0	0	0	0.0	0.0%
15/11/2021 05:00:00 AM	40.0	1	1	40	37.5	100.0%
15/11/2021 06:00:00 AM	40.0	3	3	40	35.8	100.0%
15/11/2021 07:00:00 AM	42.5	4	5	45	39.2	60.0%
15/11/2021 08:00:00 AM	35.0	3	4	40	35.0	50.0%
15/11/2021 09:00:00 AM	35.0	19	22	45	34.7	40.9%
15/11/2021 10:00:00 AM	35.0	31	37	40	33.9	56.8%
15/11/2021 11:00:00 AM	31.7	28	33	40	33.2	21.2%
15/11/2021 12:00:00 PM	33.3	14	17	40	34.5	29.4%
15/11/2021 01:00:00 PM	32.0	21	25	40	33.3	24.0%
15/11/2021 02:00:00 PM	30.8	44	52	40	34.2	17.3%
15/11/2021 03:00:00 PM	33.0	26	30	40	33.9	23.3%
15/11/2021 04:00:00 PM	33.5	32	38	45	33.5	39.5%
15/11/2021 05:00:00 PM	33.2	44	52	40	33.0	36.5%
15/11/2021 06:00:00 PM	33.2	51	60	40	33.6	30.0%
15/11/2021 07:00:00 PM	34.1	37	44	40	33.5	47.7%
15/11/2021 08:00:00 PM	34.3	37	43	50	34.7	41.9%
15/11/2021 09:00:00 PM	33.6	14	17	40	33.1	47.1%
15/11/2021 10:00:00 PM	33.0	11	13	35	32.5	38.5%
15/11/2021 11:00:00 PM	38.3	11	13	45	36.1	53.8%
16/11/2021 12:00:00 AM	37.5	7	8	40	35.0	50.0%
16/11/2021 01:00:00 AM	30.0	2	2	30	0.0	0.0%
16/11/2021 02:00:00 AM	0.0	0	0	0	0.0	0.0%
16/11/2021 03:00:00 AM	35.0	1	1	35	32.5	100.0%
16/11/2021 04:00:00 AM	0.0	0	0	0	0.0	0.0%
16/11/2021 05:00:00 AM	0.0	0	0	0	0.0	0.0%
16/11/2021 06:00:00 AM	50.0	3	3	50	37.5	100.0%
16/11/2021 07:00:00 AM	42.5	4	5	45	37.5	80.0%
16/11/2021 08:00:00 AM	35.0	7	8	45	34.5	62.5%
16/11/2021 09:00:00 AM	35.0	21	25	45	34.4	52.0%
16/11/2021 10:00:00 AM	34.0	31	36	40	33.1	47.2%
16/11/2021 11:00:00 AM	32.5	29	34	40	33.1	26.5%
16/11/2021 12:00:00 PM	26.0	20	24	30	0.0	0.0%
16/11/2021 01:00:00 PM	30.0	25	29	35	32.5	13.8%
16/11/2021 02:00:00 PM	32.1	31	36	40	33.1	22.2%
16/11/2021 03:00:00 PM	30.8	28	33	35	32.5	18.2%
16/11/2021 04:00:00 PM	32.5	31	37	40	33.5	27.0%
16/11/2021 05:00:00 PM	33.6	43	51	40	34.1	31.4%

16/11/2021 06:00:00 PM	32.0	42	49	40	33.0	22.4%
16/11/2021 07:00:00 PM	33.8	48	56	40	33.5	37.5%
16/11/2021 08:00:00 PM	33.9	45	53	45	33.3	47.2%
16/11/2021 09:00:00 PM	33.3	16	19	35	32.5	47.4%
16/11/2021 10:00:00 PM	**No Data**					
16/11/2021 11:00:00 PM	**No Data**					
					
01/12/2021 02:00:00 PM	27.5	5	6	30	0.0	0.0%
01/12/2021 03:00:00 PM	29.8	37	44	40	33.3	13.6%
01/12/2021 04:00:00 PM	30.0	34	40	40	34.2	15.0%
01/12/2021 05:00:00 PM	30.6	42	50	40	33.1	18.0%
01/12/2021 06:00:00 PM	31.7	51	60	40	32.9	21.7%
01/12/2021 07:00:00 PM	33.1	26	31	40	33.5	32.3%
01/12/2021 08:00:00 PM	33.0	19	22	40	33.3	27.3%
01/12/2021 09:00:00 PM	33.3	9	11	50	36.3	36.4%
01/12/2021 10:00:00 PM	30.0	5	6	35	32.5	16.7%
01/12/2021 11:00:00 PM	30.0	4	5	35	32.5	20.0%
02/12/2021 12:00:00 AM	30.0	2	2	30	0.0	0.0%
02/12/2021 01:00:00 AM	0.0	0	0	0	0.0	0.0%
02/12/2021 02:00:00 AM	35.0	2	2	35	32.5	100.0%
02/12/2021 03:00:00 AM	35.0	1	1	35	32.5	100.0%
02/12/2021 04:00:00 AM	0.0	0	0	0	0.0	0.0%
02/12/2021 05:00:00 AM	35.0	5	6	40	34.2	50.0%
02/12/2021 06:00:00 AM	30.0	3	4	35	32.5	25.0%
02/12/2021 07:00:00 AM	33.8	19	22	40	33.1	40.9%
02/12/2021 08:00:00 AM	32.1	62	73	40	33.4	23.3%
02/12/2021 09:00:00 AM	30.5	56	66	35	32.5	16.7%
02/12/2021 10:00:00 AM	29.8	48	56	35	32.5	12.5%
02/12/2021 11:00:00 AM	30.0	42	50	35	32.5	16.0%
02/12/2021 12:00:00 PM	31.0	33	39	40	33.9	17.9%
02/12/2021 01:00:00 PM	32.5	26	30	40	33.2	23.3%
02/12/2021 02:00:00 PM	30.0	27	32	40	33.5	15.6%
02/12/2021 03:00:00 PM	29.7	65	76	35	32.5	11.8%
02/12/2021 04:00:00 PM	32.5	48	56	40	33.2	25.0%
02/12/2021 05:00:00 PM	29.5	52	61	35	32.5	11.5%
02/12/2021 06:00:00 PM	29.8	39	46	40	34.2	13.0%
02/12/2021 07:00:00 PM	32.9	18	21	35	32.5	33.3%
02/12/2021 08:00:00 PM	32.5	20	24	35	32.5	33.3%
02/12/2021 09:00:00 PM	37.5	8	9	40	35.8	33.3%
02/12/2021 10:00:00 PM	32.5	6	7	35	32.5	28.6%
02/12/2021 11:00:00 PM	30.0	3	4	40	37.5	25.0%
03/12/2021 12:00:00 AM	40.0	2	2	40	37.5	50.0%
03/12/2021 01:00:00 AM	30.0	2	2	30	0.0	0.0%
03/12/2021 02:00:00 AM	0.0	0	0	0	0.0	0.0%
03/12/2021 03:00:00 AM	35.0	1	1	35	32.5	100.0%
03/12/2021 04:00:00 AM	0.0	0	0	0	0.0	0.0%
03/12/2021 05:00:00 AM	35.0	1	1	35	32.5	100.0%
03/12/2021 06:00:00 AM	28.8	4	5	30	0.0	0.0%
03/12/2021 07:00:00 AM	35.0	17	20	45	34.7	45.0%
03/12/2021 08:00:00 AM	32.5	43	51	35	32.5	31.4%

03/12/2021 09:00:00 AM	31.0	48	57	40	33.0	19.3%
03/12/2021 10:00:00 AM	29.5	33	39	35	32.5	10.3%
03/12/2021 11:00:00 AM	31.5	37	44	35	32.5	22.7%
03/12/2021 12:00:00 PM	29.3	37	44	35	32.5	6.8%
03/12/2021 01:00:00 PM	30.0	36	42	35	32.5	14.3%
03/12/2021 02:00:00 PM	32.5	58	68	45	33.7	25.0%
03/12/2021 03:00:00 PM	29.6	38	45	35	32.5	11.1%
03/12/2021 04:00:00 PM	32.9	40	47	40	32.8	31.9%
03/12/2021 05:00:00 PM	33.0	47	55	40	33.1	30.9%
03/12/2021 06:00:00 PM	29.8	41	48	35	32.5	12.5%
03/12/2021 07:00:00 PM	32.1	26	30	35	32.5	23.3%
03/12/2021 08:00:00 PM	31.7	23	27	40	34.5	18.5%
03/12/2021 09:00:00 PM	32.5	12	14	35	32.5	28.6%
03/12/2021 10:00:00 PM	29.0	6	7	30	0.0	0.0%
03/12/2021 11:00:00 PM	30.0	11	13	40	37.5	15.4%
04/12/2021 12:00:00 AM	35.0	1	1	35	32.5	100.0%
04/12/2021 01:00:00 AM	30.0	1	1	30	0.0	0.0%
04/12/2021 02:00:00 AM	30.0	3	4	35	32.5	25.0%
04/12/2021 03:00:00 AM	0.0	0	0	0	0.0	0.0%
04/12/2021 04:00:00 AM	0.0	0	0	0	0.0	0.0%
04/12/2021 05:00:00 AM	35.0	1	1	35	32.5	100.0%
04/12/2021 06:00:00 AM	35.0	5	6	45	35.0	66.7%
04/12/2021 07:00:00 AM	35.0	4	5	40	34.2	60.0%
04/12/2021 08:00:00 AM	33.6	14	17	40	33.1	47.1%
04/12/2021 09:00:00 AM	33.0	34	40	40	33.3	30.0%
04/12/2021 10:00:00 AM	30.7	36	42	35	32.5	16.7%
04/12/2021 11:00:00 AM	30.0	45	53	35	32.5	15.1%
04/12/2021 12:00:00 PM	33.3	51	60	40	34.5	25.0%
04/12/2021 01:00:00 PM	33.5	40	47	40	33.4	34.0%
04/12/2021 02:00:00 PM	32.3	42	49	35	32.5	26.5%
04/12/2021 03:00:00 PM	30.8	28	33	35	32.5	18.2%
04/12/2021 04:00:00 PM	32.9	24	28	40	33.1	28.6%
04/12/2021 05:00:00 PM	29.2	31	37	35	32.5	8.1%
04/12/2021 06:00:00 PM	31.9	36	42	40	33.1	21.4%
04/12/2021 07:00:00 PM	33.8	22	26	40	34.6	26.9%
04/12/2021 08:00:00 PM	33.3	18	21	40	33.2	33.3%
04/12/2021 09:00:00 PM	35.0	14	17	40	34.4	47.1%
04/12/2021 10:00:00 PM	35.0	7	8	40	33.5	62.5%
04/12/2021 11:00:00 PM	35.0	6	7	40	35.0	28.6%
05/12/2021 12:00:00 AM	32.0	14	17	35	32.5	29.4%
05/12/2021 01:00:00 AM	35.0	6	7	40	34.2	42.9%
05/12/2021 02:00:00 AM	35.0	1	1	35	32.5	100.0%
05/12/2021 03:00:00 AM	0.0	0	0	0	0.0	0.0%
05/12/2021 04:00:00 AM	0.0	0	0	0	0.0	0.0%
05/12/2021 05:00:00 AM	40.0	1	1	40	37.5	100.0%
05/12/2021 06:00:00 AM	30.0	2	2	30	0.0	0.0%
05/12/2021 07:00:00 AM	35.0	4	5	50	36.3	80.0%
05/12/2021 08:00:00 AM	35.0	6	7	40	34.2	42.9%
05/12/2021 09:00:00 AM	32.5	13	15	35	32.5	26.7%
05/12/2021 10:00:00 AM	34.3	37	43	40	33.6	41.9%

05/12/2021 11:00:00 AM	34.0	38	45	50	34.8	33.3%
05/12/2021 12:00:00 PM	31.2	42	49	40	33.1	18.4%
05/12/2021 01:00:00 PM	32.9	28	33	40	33.6	27.3%
05/12/2021 02:00:00 PM	33.1	26	30	40	33.1	30.0%
05/12/2021 03:00:00 PM	32.2	35	41	45	33.5	24.4%
05/12/2021 04:00:00 PM	33.8	23	27	40	34.6	25.9%
05/12/2021 05:00:00 PM	30.0	31	37	35	32.5	16.2%
05/12/2021 06:00:00 PM	33.3	19	22	40	34.5	22.7%
05/12/2021 07:00:00 PM	33.5	21	25	45	33.4	44.0%
05/12/2021 08:00:00 PM	33.3	15	18	40	34.5	27.8%
05/12/2021 09:00:00 PM	30.0	6	7	40	37.5	14.3%
05/12/2021 10:00:00 PM	35.0	5	6	40	34.2	50.0%
05/12/2021 11:00:00 PM	30.0	3	4	40	37.5	25.0%
06/12/2021 12:00:00 AM	30.0	1	1	30	0.0	0.0%
06/12/2021 01:00:00 AM	0.0	0	0	0	0.0	0.0%
06/12/2021 02:00:00 AM	0.0	0	0	0	0.0	0.0%
06/12/2021 03:00:00 AM	0.0	0	0	0	0.0	0.0%
06/12/2021 04:00:00 AM	30.0	1	1	30	0.0	0.0%
06/12/2021 05:00:00 AM	28.8	3	4	30	0.0	0.0%
06/12/2021 06:00:00 AM	28.8	5	6	30	0.0	0.0%
06/12/2021 07:00:00 AM	37.5	14	16	40	34.2	75.0%
06/12/2021 08:00:00 AM	33.1	52	61	40	33.0	32.8%
06/12/2021 09:00:00 AM	32.7	52	61	40	33.4	26.2%
06/12/2021 10:00:00 AM	31.4	50	59	40	32.9	20.3%
06/12/2021 11:00:00 AM	29.8	39	46	40	33.3	13.0%
06/12/2021 12:00:00 PM	30.6	48	57	40	33.5	17.5%
06/12/2021 01:00:00 PM	32.5	29	34	35	32.5	29.4%
06/12/2021 02:00:00 PM	29.5	34	40	40	35.0	10.0%
06/12/2021 03:00:00 PM	29.8	41	48	35	32.5	12.5%
06/12/2021 04:00:00 PM	31.2	41	48	40	33.1	18.8%
06/12/2021 05:00:00 PM	29.6	35	41	35	32.5	9.8%
06/12/2021 06:00:00 PM	31.0	27	32	40	33.3	18.8%
06/12/2021 07:00:00 PM	32.5	11	13	35	32.5	30.8%
06/12/2021 08:00:00 PM	34.2	14	17	40	33.8	47.1%
06/12/2021 09:00:00 PM	33.8	8	9	35	32.5	44.4%
06/12/2021 10:00:00 PM	32.5	3	4	35	32.5	50.0%
06/12/2021 11:00:00 PM	35.0	4	5	40	34.2	60.0%
07/12/2021 12:00:00 AM	30.0	5	6	35	32.5	16.7%
07/12/2021 01:00:00 AM	30.0	3	3	30	0.0	0.0%
07/12/2021 02:00:00 AM	35.0	1	1	35	32.5	100.0%
07/12/2021 03:00:00 AM	0.0	0	0	0	0.0	0.0%
07/12/2021 04:00:00 AM	35.0	1	1	35	32.5	100.0%
07/12/2021 05:00:00 AM	35.0	4	5	40	33.5	100.0%
07/12/2021 06:00:00 AM	35.0	6	7	40	33.8	57.1%
07/12/2021 07:00:00 AM	37.5	12	14	40	35.4	50.0%
07/12/2021 08:00:00 AM	32.6	51	60	40	32.8	30.0%
07/12/2021 09:00:00 AM	31.9	55	65	40	33.2	23.1%
07/12/2021 10:00:00 AM	30.6	47	55	40	33.1	16.4%
07/12/2021 11:00:00 AM	29.7	46	54	40	33.3	11.1%
07/12/2021 12:00:00 PM	30.0	38	45	40	33.2	15.6%

07/12/2021 01:00:00 PM	31.7	41	48	40	33.0	20.8%
07/12/2021 02:00:00 PM	32.5	35	41	40	33.5	24.4%
07/12/2021 03:00:00 PM	32.5	33	39	40	33.5	25.6%
07/12/2021 04:00:00 PM	30.7	42	50	40	33.6	18.0%
07/12/2021 05:00:00 PM	31.0	33	39	40	33.9	17.9%
07/12/2021 06:00:00 PM	29.8	37	43	40	33.5	11.6%
07/12/2021 07:00:00 PM	29.6	31	37	40	34.5	13.5%
07/12/2021 08:00:00 PM	33.6	16	19	40	33.1	42.1%
07/12/2021 09:00:00 PM	31.7	10	12	35	32.5	25.0%
07/12/2021 10:00:00 PM	37.5	6	7	40	35.8	42.9%
07/12/2021 11:00:00 PM	35.0	2	2	35	32.5	50.0%
08/12/2021 12:00:00 AM	30.0	1	1	30	0.0	0.0%
08/12/2021 01:00:00 AM	30.0	2	2	30	0.0	0.0%
08/12/2021 02:00:00 AM	35.0	1	1	35	32.5	100.0%
08/12/2021 03:00:00 AM	35.0	2	2	35	32.5	50.0%
08/12/2021 04:00:00 AM	40.0	2	2	40	35.0	100.0%
08/12/2021 05:00:00 AM	35.0	2	2	35	32.5	100.0%
08/12/2021 06:00:00 AM	37.5	6	7	40	37.5	28.6%
08/12/2021 07:00:00 AM	37.5	13	15	45	34.7	60.0%
08/12/2021 08:00:00 AM	33.7	57	67	40	33.5	35.8%
08/12/2021 09:00:00 AM	32.8	63	74	45	33.2	29.7%
08/12/2021 10:00:00 AM	33.9	46	54	40	33.8	35.2%
08/12/2021 11:00:00 AM	31.8	46	54	40	32.9	22.2%
08/12/2021 12:00:00 PM	32.3	36	42	35	32.5	26.2%
08/12/2021 01:00:00 PM	31.7	30	35	40	33.2	20.0%
08/12/2021 02:00:00 PM	32.9	37	44	40	32.8	34.1%
08/12/2021 03:00:00 PM	31.8	43	51	40	32.9	23.5%
08/12/2021 04:00:00 PM	32.8	39	46	50	34.6	26.1%
08/12/2021 05:00:00 PM	32.9	41	48	40	34.3	22.9%
08/12/2021 06:00:00 PM	32.8	44	52	40	34.0	25.0%
08/12/2021 07:00:00 PM	33.8	37	43	45	34.6	27.9%
08/12/2021 08:00:00 PM	33.3	18	21	45	33.9	33.3%
08/12/2021 09:00:00 PM	35.0	9	11	40	33.9	63.6%
08/12/2021 10:00:00 PM	35.0	7	8	40	33.5	62.5%
08/12/2021 11:00:00 PM	35.0	3	4	50	40.0	50.0%
09/12/2021 12:00:00 AM	35.0	1	1	35	32.5	100.0%
09/12/2021 01:00:00 AM	30.0	1	1	30	0.0	0.0%
09/12/2021 02:00:00 AM	35.0	1	1	35	32.5	100.0%
09/12/2021 03:00:00 AM	0.0	0	0	0	0.0	0.0%
09/12/2021 04:00:00 AM	40.0	1	1	40	37.5	100.0%
09/12/2021 05:00:00 AM	40.0	3	3	40	34.2	100.0%
09/12/2021 06:00:00 AM	40.0	3	4	45	40.0	50.0%
09/12/2021 07:00:00 AM	40.0	12	14	50	35.8	64.3%
09/12/2021 08:00:00 AM	33.2	47	55	40	33.4	30.9%
09/12/2021 09:00:00 AM	33.9	47	55	40	33.4	40.0%
09/12/2021 10:00:00 AM	33.0	47	55	40	33.1	30.9%
09/12/2021 11:00:00 AM	30.6	40	47	35	32.5	17.0%
09/12/2021 12:00:00 PM	32.8	43	51	45	34.4	25.5%
09/12/2021 01:00:00 PM	32.5	35	41	40	34.2	22.0%
09/12/2021 02:00:00 PM	33.3	37	43	40	32.8	37.2%

09/12/2021 03:00:00 PM	33.6	49	58	40	33.8	32.8%
09/12/2021 04:00:00 PM	32.5	48	56	40	32.8	26.8%
09/12/2021 05:00:00 PM	32.0	44	52	40	33.3	23.1%
09/12/2021 06:00:00 PM	32.2	48	56	40	33.8	21.4%
09/12/2021 07:00:00 PM	33.8	27	32	40	33.9	34.4%
09/12/2021 08:00:00 PM	29.3	15	18	35	32.5	11.1%
09/12/2021 09:00:00 PM	30.0	8	9	35	32.5	11.1%
09/12/2021 10:00:00 PM	29.3	24	28	45	35.8	10.7%
09/12/2021 11:00:00 PM	33.3	5	6	35	32.5	50.0%
10/12/2021 12:00:00 AM	40.0	1	1	40	37.5	100.0%
10/12/2021 01:00:00 AM	30.0	1	1	30	0.0	0.0%
10/12/2021 02:00:00 AM	40.0	2	2	40	35.0	100.0%
10/12/2021 03:00:00 AM	0.0	0	0	0	0.0	0.0%
10/12/2021 04:00:00 AM	0.0	0	0	0	0.0	0.0%
10/12/2021 05:00:00 AM	45.0	3	3	45	37.5	66.7%
10/12/2021 06:00:00 AM	35.0	4	5	40	34.2	60.0%
10/12/2021 07:00:00 AM	35.0	10	12	40	33.9	58.3%
10/12/2021 08:00:00 AM	33.3	46	54	40	33.3	33.3%
10/12/2021 09:00:00 AM	32.9	69	81	45	33.6	28.4%
10/12/2021 10:00:00 AM	31.4	41	48	40	33.6	18.8%
10/12/2021 11:00:00 AM	33.0	44	52	40	33.1	32.7%
10/12/2021 12:00:00 PM	31.8	38	45	35	32.5	24.4%
10/12/2021 01:00:00 PM	30.6	38	45	35	32.5	17.8%
10/12/2021 02:00:00 PM	33.2	36	42	45	33.7	31.0%
10/12/2021 03:00:00 PM	34.3	45	53	45	33.7	49.1%
10/12/2021 04:00:00 PM	33.5	53	62	45	33.7	33.9%
10/12/2021 05:00:00 PM	31.9	48	57	45	33.2	24.6%
10/12/2021 06:00:00 PM	34.3	36	42	45	33.8	45.2%
10/12/2021 07:00:00 PM	34.5	35	41	40	33.3	58.5%
10/12/2021 08:00:00 PM	33.9	26	31	45	33.4	51.6%
10/12/2021 09:00:00 PM	32.0	17	20	35	32.5	25.0%
10/12/2021 10:00:00 PM	31.7	8	10	35	32.5	30.0%
10/12/2021 11:00:00 PM	34.0	7	8	35	32.5	62.5%
11/12/2021 12:00:00 AM	37.5	6	7	40	35.8	42.9%
11/12/2021 01:00:00 AM	33.3	3	4	35	32.5	75.0%
11/12/2021 02:00:00 AM	35.0	3	3	35	32.5	66.7%
11/12/2021 03:00:00 AM	35.0	1	1	35	32.5	100.0%
11/12/2021 04:00:00 AM	0.0	0	0	0	0.0	0.0%
11/12/2021 05:00:00 AM	35.0	2	2	35	32.5	100.0%
11/12/2021 06:00:00 AM	35.0	1	1	35	32.5	100.0%
11/12/2021 07:00:00 AM	35.0	8	9	40	34.2	33.3%
11/12/2021 08:00:00 AM	33.8	13	15	40	33.5	33.3%
11/12/2021 09:00:00 AM	33.9	29	34	40	33.8	35.3%
11/12/2021 10:00:00 AM	32.8	45	53	40	32.8	32.1%
11/12/2021 11:00:00 AM	33.0	44	52	45	34.3	26.9%
11/12/2021 12:00:00 PM	31.9	49	58	40	32.9	24.1%
11/12/2021 01:00:00 PM	32.3	42	50	35	32.5	30.0%
11/12/2021 02:00:00 PM	32.9	37	43	40	32.9	30.2%
11/12/2021 03:00:00 PM	31.7	37	44	40	33.0	22.7%
11/12/2021 04:00:00 PM	31.0	48	57	55	34.3	19.3%

11/12/2021 05:00:00 PM	31.9	35	41	40	33.1	22.0%
11/12/2021 06:00:00 PM	34.2	30	35	45	34.5	42.9%
11/12/2021 07:00:00 PM	32.0	20	24	40	33.3	25.0%
11/12/2021 08:00:00 PM	30.0	11	13	40	35.0	15.4%
11/12/2021 09:00:00 PM	33.3	9	11	35	32.5	54.5%
11/12/2021 10:00:00 PM	30.0	6	7	35	32.5	14.3%
11/12/2021 11:00:00 PM	34.0	8	10	40	33.3	60.0%
12/12/2021 12:00:00 AM	40.0	3	3	40	35.0	66.7%
12/12/2021 01:00:00 AM	30.0	3	3	30	0.0	0.0%
12/12/2021 02:00:00 AM	35.0	2	2	35	32.5	50.0%
12/12/2021 03:00:00 AM	35.0	3	3	35	32.5	33.3%
12/12/2021 04:00:00 AM	35.0	1	1	35	32.5	100.0%
12/12/2021 05:00:00 AM	35.0	1	1	35	32.5	100.0%
12/12/2021 06:00:00 AM	40.0	2	2	40	35.0	100.0%
12/12/2021 07:00:00 AM	35.0	5	6	40	34.2	50.0%
12/12/2021 08:00:00 AM	35.0	3	3	35	32.5	33.3%
12/12/2021 09:00:00 AM	33.8	9	11	40	33.5	45.5%
12/12/2021 10:00:00 AM	32.5	28	33	35	32.5	30.3%
12/12/2021 11:00:00 AM	32.7	37	44	40	33.3	29.5%
12/12/2021 12:00:00 PM	33.1	45	53	40	33.4	30.2%
12/12/2021 01:00:00 PM	34.6	38	45	45	34.3	42.2%
12/12/2021 02:00:00 PM	32.5	20	24	35	32.5	33.3%
12/12/2021 03:00:00 PM	32.7	37	44	40	32.9	31.8%
12/12/2021 04:00:00 PM	32.7	38	45	40	32.9	31.1%
12/12/2021 05:00:00 PM	29.4	28	33	35	32.5	9.1%
12/12/2021 06:00:00 PM	33.8	16	19	40	33.1	47.4%
12/12/2021 07:00:00 PM	30.0	20	24	40	33.8	16.7%
12/12/2021 08:00:00 PM	37.5	12	14	50	36.1	50.0%
12/12/2021 09:00:00 PM	30.0	4	5	35	32.5	20.0%
12/12/2021 10:00:00 PM	35.0	5	6	40	34.2	50.0%
12/12/2021 11:00:00 PM	30.0	3	4	40	37.5	25.0%
13/12/2021 12:00:00 AM	35.0	3	3	35	32.5	33.3%
13/12/2021 01:00:00 AM	0.0	0	0	0	0.0	0.0%
13/12/2021 02:00:00 AM	0.0	0	0	0	0.0	0.0%
13/12/2021 03:00:00 AM	0.0	0	0	0	0.0	0.0%
13/12/2021 04:00:00 AM	40.0	3	3	40	34.2	100.0%
13/12/2021 05:00:00 AM	40.0	3	3	40	34.2	100.0%
13/12/2021 06:00:00 AM	30.0	3	4	35	32.5	25.0%
13/12/2021 07:00:00 AM	37.5	20	24	50	35.7	58.3%
13/12/2021 08:00:00 AM	32.5	49	58	45	34.3	24.1%
13/12/2021 09:00:00 AM	32.9	54	64	45	33.5	31.3%
13/12/2021 10:00:00 AM	31.2	38	45	40	33.1	20.0%
13/12/2021 11:00:00 AM	31.7	38	45	40	33.0	22.2%
13/12/2021 12:00:00 PM	32.9	38	45	35	32.5	37.8%
13/12/2021 01:00:00 PM	31.7	38	45	40	33.0	22.2%
13/12/2021 02:00:00 PM	32.7	33	39	35	32.5	33.3%
13/12/2021 03:00:00 PM	32.0	38	45	40	34.7	20.0%
13/12/2021 04:00:00 PM	31.8	43	51	40	32.9	23.5%
13/12/2021 05:00:00 PM	29.6	37	44	35	32.5	11.4%
13/12/2021 06:00:00 PM	33.0	38	45	40	32.8	35.6%

13/12/2021 07:00:00 PM	31.7	20	24	40	34.5	20.8%
13/12/2021 08:00:00 PM	30.0	11	13	40	35.0	15.4%
13/12/2021 09:00:00 PM	33.3	4	5	35	32.5	60.0%
13/12/2021 10:00:00 PM	30.0	8	9	35	32.5	11.1%
13/12/2021 11:00:00 PM	37.5	9	11	55	38.5	45.5%
14/12/2021 12:00:00 AM	25.0	3	3	25	0.0	0.0%
14/12/2021 01:00:00 AM	0.0	0	0	0	0.0	0.0%
14/12/2021 02:00:00 AM	0.0	0	0	0	0.0	0.0%
14/12/2021 03:00:00 AM	0.0	0	0	0	0.0	0.0%
14/12/2021 04:00:00 AM	0.0	0	0	0	0.0	0.0%
14/12/2021 05:00:00 AM	40.0	2	2	40	35.0	100.0%
14/12/2021 06:00:00 AM	35.0	5	6	40	35.0	33.3%
14/12/2021 07:00:00 AM	38.0	25	29	55	35.4	65.5%
14/12/2021 08:00:00 AM	33.5	43	51	40	33.3	39.2%
14/12/2021 09:00:00 AM	32.9	51	60	40	33.4	28.3%
14/12/2021 10:00:00 AM	31.5	46	54	40	33.0	20.4%
14/12/2021 11:00:00 AM	30.0	42	50	35	32.5	16.0%
14/12/2021 12:00:00 PM	31.7	40	47	45	33.5	21.3%
14/12/2021 01:00:00 PM	33.3	42	49	45	33.8	30.6%
14/12/2021 02:00:00 PM	33.5	32	38	40	33.7	34.2%
14/12/2021 03:00:00 PM	32.9	53	62	40	33.4	27.4%
14/12/2021 04:00:00 PM	32.9	45	53	40	32.8	34.0%
14/12/2021 05:00:00 PM	29.9	49	58	40	33.1	13.8%
14/12/2021 06:00:00 PM	32.9	45	53	40	33.1	30.2%
14/12/2021 07:00:00 PM	31.9	37	43	55	34.7	20.9%
14/12/2021 08:00:00 PM	34.6	24	28	45	33.8	53.6%
14/12/2021 09:00:00 PM	30.0	5	6	40	37.5	16.7%
14/12/2021 10:00:00 PM	35.0	8	9	40	35.0	22.2%
14/12/2021 11:00:00 PM	40.0	7	8	50	36.7	75.0%
15/12/2021 12:00:00 AM	30.0	4	5	35	32.5	20.0%
15/12/2021 01:00:00 AM	0.0	0	0	0	0.0	0.0%
15/12/2021 02:00:00 AM	45.0	2	2	45	40.0	100.0%
15/12/2021 03:00:00 AM	35.0	2	2	35	32.5	50.0%
15/12/2021 04:00:00 AM	0.0	0	0	0	0.0	0.0%
15/12/2021 05:00:00 AM	40.0	3	3	40	34.2	100.0%
15/12/2021 06:00:00 AM	35.0	9	11	40	33.8	72.7%
15/12/2021 07:00:00 AM	36.7	24	28	40	34.6	50.0%
15/12/2021 08:00:00 AM	32.8	49	58	40	32.8	32.8%
15/12/2021 09:00:00 AM	33.1	58	68	40	33.9	26.5%
15/12/2021 10:00:00 AM	32.8	45	53	35	32.5	34.0%
15/12/2021 11:00:00 AM	29.8	51	60	45	34.4	13.3%
15/12/2021 12:00:00 PM	29.7	33	39	35	32.5	12.8%
15/12/2021 01:00:00 PM	29.5	45	53	40	33.5	9.4%
15/12/2021 02:00:00 PM	32.8	31	36	40	33.0	27.8%
15/12/2021 03:00:00 PM	34.1	44	52	40	33.6	42.3%
15/12/2021 04:00:00 PM	32.5	37	44	35	32.5	31.8%
15/12/2021 05:00:00 PM	32.3	42	50	40	32.9	28.0%
15/12/2021 06:00:00 PM	33.3	48	56	40	33.8	28.6%
15/12/2021 07:00:00 PM	32.9	42	49	40	33.2	28.6%
15/12/2021 08:00:00 PM	34.0	20	23	40	33.9	30.4%

15/12/2021 09:00:00 PM	35.0	8	9	50	40.0	22.2%
15/12/2021 10:00:00 PM	35.0	8	10	40	35.8	30.0%
15/12/2021 11:00:00 PM	35.0	10	12	45	34.6	58.3%
16/12/2021 12:00:00 AM	35.0	2	2	35	32.5	50.0%
16/12/2021 01:00:00 AM	0.0	0	0	0	0.0	0.0%
16/12/2021 02:00:00 AM	0.0	0	0	0	0.0	0.0%
16/12/2021 03:00:00 AM	35.0	3	3	35	32.5	66.7%
16/12/2021 04:00:00 AM	40.0	2	2	40	35.0	100.0%
16/12/2021 05:00:00 AM	40.0	3	3	40	34.2	100.0%
16/12/2021 06:00:00 AM	35.0	7	8	40	33.5	62.5%
16/12/2021 07:00:00 AM	38.6	22	26	50	36.5	57.7%
16/12/2021 08:00:00 AM	33.1	44	52	40	33.1	34.6%
16/12/2021 09:00:00 AM	33.5	52	61	40	34.4	26.2%
16/12/2021 10:00:00 AM	30.0	48	56	35	32.5	14.3%
16/12/2021 11:00:00 AM	31.7	50	59	40	32.9	22.0%
16/12/2021 12:00:00 PM	34.0	43	51	45	34.0	39.2%
16/12/2021 01:00:00 PM	33.1	29	34	35	32.5	38.2%
16/12/2021 02:00:00 PM	32.5	30	35	40	33.8	22.9%
16/12/2021 03:00:00 PM	31.4	51	60	40	32.9	20.0%
16/12/2021 04:00:00 PM	29.8	42	50	35	32.5	14.0%
16/12/2021 05:00:00 PM	30.0	36	42	40	33.3	14.3%
16/12/2021 06:00:00 PM	30.6	48	56	40	33.1	16.1%
16/12/2021 07:00:00 PM	33.0	23	27	35	32.5	37.0%
16/12/2021 08:00:00 PM	30.0	9	11	40	35.0	18.2%
16/12/2021 09:00:00 PM	30.0	8	10	35	32.5	20.0%
16/12/2021 10:00:00 PM	31.7	8	10	35	32.5	30.0%
16/12/2021 11:00:00 PM	40.0	6	7	45	40.0	28.6%
17/12/2021 12:00:00 AM	30.0	3	4	40	37.5	25.0%
17/12/2021 01:00:00 AM	30.0	3	3	30	0.0	0.0%
17/12/2021 02:00:00 AM	25.0	1	1	25	0.0	0.0%
17/12/2021 03:00:00 AM	35.0	2	2	35	32.5	50.0%
17/12/2021 04:00:00 AM	0.0	0	0	0	0.0	0.0%
17/12/2021 05:00:00 AM	35.0	1	1	35	32.5	100.0%
17/12/2021 06:00:00 AM	35.0	7	8	40	33.5	62.5%
17/12/2021 07:00:00 AM	35.0	21	25	45	34.8	44.0%
17/12/2021 08:00:00 AM	33.9	31	37	45	33.7	45.9%
17/12/2021 09:00:00 AM	32.9	57	67	40	33.3	29.9%
17/12/2021 10:00:00 AM	33.3	37	43	40	33.8	27.9%
17/12/2021 11:00:00 AM	29.5	52	61	35	32.5	9.8%
17/12/2021 12:00:00 PM	30.8	42	49	40	33.8	16.3%
17/12/2021 01:00:00 PM	32.1	47	55	45	33.3	23.6%
17/12/2021 02:00:00 PM	32.9	45	53	40	33.1	30.2%
17/12/2021 03:00:00 PM	33.5	37	44	50	35.4	31.8%
17/12/2021 04:00:00 PM	32.0	42	50	40	33.3	24.0%
17/12/2021 05:00:00 PM	33.5	56	66	40	33.6	33.3%
17/12/2021 06:00:00 PM	32.1	35	41	40	33.6	22.0%
17/12/2021 07:00:00 PM	33.3	31	37	45	34.2	32.4%
17/12/2021 08:00:00 PM	33.1	19	22	35	32.5	36.4%
17/12/2021 09:00:00 PM	33.0	17	20	40	33.3	30.0%
17/12/2021 10:00:00 PM	31.7	8	10	35	32.5	30.0%

17/12/2021 11:00:00 PM	35.0	4	5	40	35.0	40.0%
18/12/2021 12:00:00 AM	30.0	4	5	35	32.5	20.0%
18/12/2021 01:00:00 AM	45.0	3	3	45	42.5	33.3%
18/12/2021 02:00:00 AM	35.0	2	2	35	32.5	50.0%
18/12/2021 03:00:00 AM	0.0	0	0	0	0.0	0.0%
18/12/2021 04:00:00 AM	0.0	0	0	0	0.0	0.0%
18/12/2021 05:00:00 AM	40.0	2	2	40	35.0	100.0%
18/12/2021 06:00:00 AM	50.0	3	3	50	39.2	100.0%
18/12/2021 07:00:00 AM	37.5	8	9	40	35.8	33.3%
18/12/2021 08:00:00 AM	33.3	23	27	40	33.8	29.6%
18/12/2021 09:00:00 AM	33.3	37	43	40	32.8	37.2%
18/12/2021 10:00:00 AM	33.0	41	48	40	32.8	33.3%
18/12/2021 11:00:00 AM	31.9	35	41	40	33.1	22.0%
18/12/2021 12:00:00 PM	31.7	59	69	40	33.2	20.3%
18/12/2021 01:00:00 PM	33.3	46	54	45	35.4	22.2%
18/12/2021 02:00:00 PM	32.5	42	49	35	32.5	28.6%
18/12/2021 03:00:00 PM	32.1	33	39	40	33.6	23.1%
18/12/2021 04:00:00 PM	30.7	39	46	40	33.1	17.4%
18/12/2021 05:00:00 PM	29.4	32	38	35	32.5	10.5%
18/12/2021 06:00:00 PM	29.1	38	45	35	32.5	8.9%
18/12/2021 07:00:00 PM	32.5	29	34	40	33.1	26.5%
18/12/2021 08:00:00 PM	29.5	21	25	35	32.5	12.0%
18/12/2021 09:00:00 PM	35.0	14	16	40	34.2	37.5%
18/12/2021 10:00:00 PM	32.5	8	9	35	32.5	22.2%
18/12/2021 11:00:00 PM	30.0	5	6	35	32.5	16.7%
19/12/2021 12:00:00 AM	28.3	4	5	30	0.0	0.0%
19/12/2021 01:00:00 AM	35.0	3	3	35	32.5	33.3%
19/12/2021 02:00:00 AM	0.0	0	0	0	0.0	0.0%
19/12/2021 03:00:00 AM	35.0	3	3	35	32.5	100.0%
19/12/2021 04:00:00 AM	0.0	0	0	0	0.0	0.0%
19/12/2021 05:00:00 AM	35.0	1	1	35	32.5	100.0%
19/12/2021 06:00:00 AM	40.0	3	3	40	37.5	33.3%
19/12/2021 07:00:00 AM	35.0	3	4	45	37.5	50.0%
19/12/2021 08:00:00 AM	35.0	7	8	45	37.5	25.0%
19/12/2021 09:00:00 AM	30.0	13	15	40	37.5	13.3%
19/12/2021 10:00:00 AM	32.9	25	29	40	33.1	27.6%
19/12/2021 11:00:00 AM	32.8	50	59	40	33.1	30.5%
19/12/2021 12:00:00 PM	32.5	40	47	40	32.9	27.7%
19/12/2021 01:00:00 PM	33.4	42	49	40	33.1	36.7%
19/12/2021 02:00:00 PM	32.9	26	31	40	33.6	29.0%
19/12/2021 03:00:00 PM	29.1	22	26	35	32.5	7.7%
19/12/2021 04:00:00 PM	31.7	20	24	35	32.5	25.0%
19/12/2021 05:00:00 PM	32.5	19	22	35	32.5	27.3%
19/12/2021 06:00:00 PM	30.0	20	24	35	32.5	16.7%
19/12/2021 07:00:00 PM	35.0	18	21	40	35.0	28.6%
19/12/2021 08:00:00 PM	31.7	11	13	35	32.5	23.1%
19/12/2021 09:00:00 PM	32.5	9	11	40	34.2	27.3%
19/12/2021 10:00:00 PM	30.0	11	13	35	32.5	15.4%
19/12/2021 11:00:00 PM	30.0	5	6	40	37.5	16.7%
20/12/2021 12:00:00 AM	30.0	2	2	30	0.0	0.0%

20/12/2021 01:00:00 AM	35.0	2	2	35	32.5	50.0%
20/12/2021 02:00:00 AM	0.0	0	0	0	0.0	0.0%
20/12/2021 03:00:00 AM	40.0	2	2	40	37.5	50.0%
20/12/2021 04:00:00 AM	0.0	0	0	0	0.0	0.0%
20/12/2021 05:00:00 AM	35.0	4	5	40	34.2	60.0%
20/12/2021 06:00:00 AM	37.5	8	9	40	35.0	44.4%
20/12/2021 07:00:00 AM	37.0	15	18	40	34.4	72.2%
20/12/2021 08:00:00 AM	32.3	34	40	35	32.5	27.5%
20/12/2021 09:00:00 AM	33.3	36	42	40	33.2	33.3%
20/12/2021 10:00:00 AM	33.0	46	54	40	33.9	25.9%
20/12/2021 11:00:00 AM	31.4	50	59	40	32.9	20.3%
20/12/2021 12:00:00 PM	33.3	41	48	40	34.0	27.1%
20/12/2021 01:00:00 PM	32.1	48	56	40	32.9	23.2%
20/12/2021 02:00:00 PM	32.9	45	53	40	33.5	28.3%
20/12/2021 03:00:00 PM	32.3	38	45	35	32.5	28.9%
20/12/2021 04:00:00 PM	31.9	28	33	35	32.5	24.2%
20/12/2021 05:00:00 PM	30.9	49	58	35	32.5	19.0%
20/12/2021 06:00:00 PM	31.7	42	50	40	33.4	22.0%
20/12/2021 07:00:00 PM	32.0	16	19	35	32.5	26.3%
20/12/2021 08:00:00 PM	34.0	17	20	50	35.4	35.0%
20/12/2021 09:00:00 PM	28.9	13	15	30	0.0	0.0%
20/12/2021 10:00:00 PM	33.3	8	10	45	35.0	40.0%
20/12/2021 11:00:00 PM	25.0	3	4	30	0.0	0.0%
21/12/2021 12:00:00 AM	35.0	3	3	35	32.5	33.3%
21/12/2021 01:00:00 AM	40.0	2	2	40	37.5	50.0%
21/12/2021 02:00:00 AM	0.0	0	0	0	0.0	0.0%
21/12/2021 03:00:00 AM	0.0	0	0	0	0.0	0.0%
21/12/2021 04:00:00 AM	35.0	1	1	35	32.5	100.0%
21/12/2021 05:00:00 AM	37.5	3	4	40	35.0	100.0%
21/12/2021 06:00:00 AM	30.0	5	6	35	32.5	16.7%
21/12/2021 07:00:00 AM	34.3	22	26	40	34.0	38.5%
21/12/2021 08:00:00 AM	34.1	39	46	40	33.1	56.5%
21/12/2021 09:00:00 AM	33.3	35	41	40	32.8	39.0%
21/12/2021 10:00:00 AM	33.1	34	40	40	33.9	27.5%
21/12/2021 11:00:00 AM	30.5	50	59	35	32.5	16.9%
21/12/2021 12:00:00 PM	31.7	45	53	40	34.5	18.9%
21/12/2021 01:00:00 PM	33.2	40	47	40	33.6	29.8%
21/12/2021 02:00:00 PM	33.3	39	46	45	33.4	37.0%
21/12/2021 03:00:00 PM	32.2	36	42	40	33.0	23.8%
21/12/2021 04:00:00 PM	32.7	39	46	35	32.5	32.6%
21/12/2021 05:00:00 PM	31.9	35	41	40	33.1	22.0%
21/12/2021 06:00:00 PM	30.0	43	51	40	33.1	15.7%
21/12/2021 07:00:00 PM	35.0	20	23	40	34.2	39.1%
21/12/2021 08:00:00 PM	35.0	14	16	40	33.9	43.8%
21/12/2021 09:00:00 PM	32.5	12	14	40	34.2	21.4%
21/12/2021 10:00:00 PM	30.0	8	9	35	32.5	11.1%
21/12/2021 11:00:00 PM	28.3	4	5	30	0.0	0.0%
22/12/2021 12:00:00 AM	35.0	1	1	35	32.5	100.0%
22/12/2021 01:00:00 AM	40.0	2	2	40	35.0	100.0%
22/12/2021 02:00:00 AM	0.0	0	0	0	0.0	0.0%

22/12/2021 03:00:00 AM	0.0	0	0	0	0.0	0.0%
22/12/2021 04:00:00 AM	28.3	3	4	30	0.0	0.0%
22/12/2021 05:00:00 AM	40.0	3	3	40	35.0	66.7%
22/12/2021 06:00:00 AM	32.5	5	6	35	32.5	33.3%
22/12/2021 07:00:00 AM	33.8	19	22	40	33.1	40.9%
22/12/2021 08:00:00 AM	32.5	37	43	40	33.5	23.3%
22/12/2021 09:00:00 AM	31.5	42	50	40	33.0	22.0%
22/12/2021 10:00:00 AM	29.9	47	55	35	32.5	12.7%
22/12/2021 11:00:00 AM	31.2	38	45	40	33.1	20.0%
22/12/2021 12:00:00 PM	29.3	45	53	40	33.8	7.5%
22/12/2021 01:00:00 PM	29.9	45	53	45	36.1	13.2%
22/12/2021 02:00:00 PM	32.5	40	47	40	32.9	27.7%
22/12/2021 03:00:00 PM	32.0	42	49	40	33.0	22.4%
22/12/2021 04:00:00 PM	29.3	44	52	40	33.8	7.7%
22/12/2021 05:00:00 PM	30.6	46	54	35	32.5	16.7%
22/12/2021 06:00:00 PM	33.4	33	39	40	32.8	43.6%
22/12/2021 07:00:00 PM	33.3	38	45	40	33.5	33.3%
22/12/2021 08:00:00 PM	35.0	14	16	45	35.0	37.5%
22/12/2021 09:00:00 PM	35.0	9	11	45	36.3	36.4%
22/12/2021 10:00:00 PM	35.0	7	8	40	33.5	62.5%
22/12/2021 11:00:00 PM	35.0	8	9	40	34.2	33.3%
23/12/2021 12:00:00 AM	35.0	5	6	40	35.0	33.3%
23/12/2021 01:00:00 AM	0.0	0	0	0	0.0	0.0%
23/12/2021 02:00:00 AM	35.0	2	2	35	32.5	50.0%
23/12/2021 03:00:00 AM	35.0	1	1	35	32.5	100.0%
23/12/2021 04:00:00 AM	35.0	2	2	35	32.5	100.0%
23/12/2021 05:00:00 AM	35.0	2	2	35	32.5	100.0%
23/12/2021 06:00:00 AM	33.3	3	4	35	32.5	75.0%
23/12/2021 07:00:00 AM	34.5	14	17	40	33.3	76.5%
23/12/2021 08:00:00 AM	34.5	27	32	50	34.5	46.9%
23/12/2021 09:00:00 AM	33.0	39	46	40	32.8	34.8%
23/12/2021 10:00:00 AM	33.3	44	52	40	34.3	26.9%
23/12/2021 11:00:00 AM	31.7	48	57	40	32.9	22.8%
23/12/2021 12:00:00 PM	31.8	54	64	40	32.8	23.4%
23/12/2021 01:00:00 PM	33.1	50	59	40	32.7	37.3%
23/12/2021 02:00:00 PM	32.7	43	51	45	33.5	29.4%
23/12/2021 03:00:00 PM	32.2	36	42	40	33.0	23.8%
23/12/2021 04:00:00 PM	32.2	40	47	40	33.4	23.4%
23/12/2021 05:00:00 PM	30.0	37	43	45	35.0	14.0%
23/12/2021 06:00:00 PM	33.0	34	40	40	33.3	30.0%
23/12/2021 07:00:00 PM	30.0	27	32	40	33.5	15.6%
23/12/2021 08:00:00 PM	30.0	20	24	40	35.0	16.7%
23/12/2021 09:00:00 PM	37.5	8	9	40	33.9	77.8%
23/12/2021 10:00:00 PM	32.5	8	9	35	32.5	22.2%
23/12/2021 11:00:00 PM	35.0	7	8	45	35.0	50.0%
24/12/2021 12:00:00 AM	25.0	4	5	30	0.0	0.0%
24/12/2021 01:00:00 AM	35.0	3	3	35	32.5	33.3%
24/12/2021 02:00:00 AM	35.0	1	1	35	32.5	100.0%
24/12/2021 03:00:00 AM	0.0	0	0	0	0.0	0.0%
24/12/2021 04:00:00 AM	40.0	2	2	40	37.5	100.0%

24/12/2021 05:00:00 AM	0.0	0	0	0	0.0	0.0%
24/12/2021 06:00:00 AM	35.0	3	4	40	34.2	75.0%
24/12/2021 07:00:00 AM	36.2	14	17	40	34.5	58.8%
24/12/2021 08:00:00 AM	34.1	25	29	40	33.3	44.8%
24/12/2021 09:00:00 AM	33.8	26	30	40	32.9	46.7%
24/12/2021 10:00:00 AM	33.0	33	39	40	33.3	30.8%
24/12/2021 11:00:00 AM	32.7	40	47	40	32.9	29.8%
24/12/2021 12:00:00 PM	33.0	57	67	40	33.0	32.8%
24/12/2021 01:00:00 PM	33.8	42	49	45	33.6	38.8%
24/12/2021 02:00:00 PM	31.0	46	54	35	32.5	18.5%
24/12/2021 03:00:00 PM	33.3	41	48	40	33.5	31.3%
24/12/2021 04:00:00 PM	34.0	40	47	40	33.6	40.4%
24/12/2021 05:00:00 PM	29.3	42	49	35	32.5	6.1%
24/12/2021 06:00:00 PM	34.3	30	35	45	35.2	31.4%
24/12/2021 07:00:00 PM	33.3	24	28	50	35.6	28.6%
24/12/2021 08:00:00 PM	33.8	12	14	40	33.5	35.7%
24/12/2021 09:00:00 PM	29.4	14	16	45	42.5	6.3%
24/12/2021 10:00:00 PM	30.0	11	13	35	32.5	15.4%
24/12/2021 11:00:00 PM	30.0	6	7	35	32.5	14.3%
25/12/2021 12:00:00 AM	30.0	1	1	30	0.0	0.0%
25/12/2021 01:00:00 AM	30.0	1	1	30	0.0	0.0%
25/12/2021 02:00:00 AM	25.0	1	1	25	0.0	0.0%
25/12/2021 03:00:00 AM	0.0	0	0	0	0.0	0.0%
25/12/2021 04:00:00 AM	0.0	0	0	0	0.0	0.0%
25/12/2021 05:00:00 AM	0.0	0	0	0	0.0	0.0%
25/12/2021 06:00:00 AM	40.0	3	3	40	34.2	100.0%
25/12/2021 07:00:00 AM	30.0	3	3	30	0.0	0.0%
25/12/2021 08:00:00 AM	35.0	3	4	40	35.0	50.0%
25/12/2021 09:00:00 AM	33.8	10	12	35	32.5	66.7%
25/12/2021 10:00:00 AM	31.7	8	10	35	32.5	30.0%
25/12/2021 11:00:00 AM	33.6	28	33	35	32.5	54.5%
25/12/2021 12:00:00 PM	34.1	21	25	45	33.7	52.0%
25/12/2021 01:00:00 PM	33.5	26	31	40	32.9	45.2%
25/12/2021 02:00:00 PM	34.4	22	26	45	34.8	42.3%
25/12/2021 03:00:00 PM	37.5	10	12	55	38.5	41.7%
25/12/2021 04:00:00 PM	32.5	13	15	35	32.5	26.7%
25/12/2021 05:00:00 PM	35.0	16	19	55	39.5	26.3%
25/12/2021 06:00:00 PM	31.7	15	18	40	33.8	22.2%
25/12/2021 07:00:00 PM	34.0	13	15	40	33.3	40.0%
25/12/2021 08:00:00 PM	33.6	9	11	35	32.5	63.6%
25/12/2021 09:00:00 PM	32.5	8	10	40	34.2	30.0%
25/12/2021 10:00:00 PM	35.0	4	5	45	35.8	60.0%
25/12/2021 11:00:00 PM	28.8	3	4	30	0.0	0.0%
26/12/2021 12:00:00 AM	37.5	4	5	40	35.0	80.0%
26/12/2021 01:00:00 AM	0.0	0	0	0	0.0	0.0%
26/12/2021 02:00:00 AM	0.0	0	0	0	0.0	0.0%
26/12/2021 03:00:00 AM	0.0	0	0	0	0.0	0.0%
26/12/2021 04:00:00 AM	0.0	0	0	0	0.0	0.0%
26/12/2021 05:00:00 AM	0.0	0	0	0	0.0	0.0%
26/12/2021 06:00:00 AM	30.0	1	1	30	0.0	0.0%

26/12/2021 07:00:00 AM	35.0	1	1	35	32.5	100.0%
26/12/2021 08:00:00 AM	35.0	3	4	40	34.2	75.0%
26/12/2021 09:00:00 AM	30.0	4	5	40	37.5	20.0%
26/12/2021 10:00:00 AM	35.0	14	16	40	33.3	75.0%
26/12/2021 11:00:00 AM	33.0	25	29	35	32.5	34.5%
26/12/2021 12:00:00 PM	33.5	26	31	40	33.3	38.7%
26/12/2021 01:00:00 PM	32.0	31	36	40	33.9	19.4%
26/12/2021 02:00:00 PM	33.3	18	21	35	32.5	42.9%
26/12/2021 03:00:00 PM	33.0	15	18	40	33.3	33.3%
26/12/2021 04:00:00 PM	30.0	15	18	40	34.2	16.7%
26/12/2021 05:00:00 PM	35.0	18	21	40	35.0	28.6%
26/12/2021 06:00:00 PM	31.7	14	16	35	32.5	18.8%
26/12/2021 07:00:00 PM	33.8	8	9	35	32.5	44.4%
26/12/2021 08:00:00 PM	32.5	13	15	40	34.2	20.0%
26/12/2021 09:00:00 PM	30.0	8	9	35	32.5	11.1%
26/12/2021 10:00:00 PM	30.0	8	9	40	37.5	11.1%
26/12/2021 11:00:00 PM	33.8	5	6	35	32.5	66.7%
27/12/2021 12:00:00 AM	35.0	2	2	35	32.5	50.0%
27/12/2021 01:00:00 AM	40.0	2	2	40	35.0	100.0%
27/12/2021 02:00:00 AM	0.0	0	0	0	0.0	0.0%
27/12/2021 03:00:00 AM	0.0	0	0	0	0.0	0.0%
27/12/2021 04:00:00 AM	0.0	0	0	0	0.0	0.0%
27/12/2021 05:00:00 AM	35.0	1	1	35	32.5	100.0%
27/12/2021 06:00:00 AM	35.0	2	2	35	32.5	100.0%
27/12/2021 07:00:00 AM	30.0	2	2	30	0.0	0.0%
27/12/2021 08:00:00 AM	38.3	5	6	40	36.3	66.7%
27/12/2021 09:00:00 AM	33.6	20	23	40	33.1	34.8%
27/12/2021 10:00:00 AM	34.4	17	20	40	33.4	55.0%
27/12/2021 11:00:00 AM	30.8	36	42	40	33.2	16.7%
27/12/2021 12:00:00 PM	30.8	41	48	40	33.8	16.7%
27/12/2021 01:00:00 PM	32.1	37	44	35	32.5	27.3%
27/12/2021 02:00:00 PM	32.5	32	38	40	33.5	26.3%
27/12/2021 03:00:00 PM	32.1	26	30	35	32.5	23.3%
27/12/2021 04:00:00 PM	33.8	18	21	40	33.1	42.9%
27/12/2021 05:00:00 PM	32.1	21	25	35	32.5	28.0%
27/12/2021 06:00:00 PM	33.8	20	24	40	34.6	29.2%
27/12/2021 07:00:00 PM	34.0	20	23	40	33.9	30.4%
27/12/2021 08:00:00 PM	33.8	9	11	40	33.5	45.5%
27/12/2021 09:00:00 PM	30.0	4	5	45	42.5	20.0%
27/12/2021 10:00:00 PM	35.0	8	9	45	37.5	22.2%
27/12/2021 11:00:00 PM	37.5	7	8	40	34.5	62.5%
28/12/2021 12:00:00 AM	40.0	1	1	40	37.5	100.0%
28/12/2021 01:00:00 AM	35.0	2	2	35	32.5	50.0%
28/12/2021 02:00:00 AM	25.0	2	2	25	0.0	0.0%
28/12/2021 03:00:00 AM	0.0	0	0	0	0.0	0.0%
28/12/2021 04:00:00 AM	40.0	1	1	40	37.5	100.0%
28/12/2021 05:00:00 AM	40.0	2	2	40	35.0	100.0%
28/12/2021 06:00:00 AM	33.3	3	4	35	32.5	75.0%
28/12/2021 07:00:00 AM	35.0	2	2	35	32.5	50.0%
28/12/2021 08:00:00 AM	38.3	7	8	40	36.3	50.0%

28/12/2021 09:00:00 AM	34.0	14	16	40	33.3	37.5%
28/12/2021 10:00:00 AM	32.5	25	29	35	32.5	27.6%
28/12/2021 11:00:00 AM	33.2	26	30	35	32.5	36.7%
28/12/2021 12:00:00 PM	32.5	29	34	35	32.5	29.4%
28/12/2021 01:00:00 PM	34.1	31	36	40	33.6	38.9%
28/12/2021 02:00:00 PM	32.5	40	47	35	32.5	29.8%
28/12/2021 03:00:00 PM	32.8	24	28	35	32.5	32.1%
28/12/2021 04:00:00 PM	33.0	23	27	40	33.9	25.9%
28/12/2021 05:00:00 PM	31.7	19	22	40	33.8	18.2%
28/12/2021 06:00:00 PM	33.0	15	18	40	33.3	33.3%
28/12/2021 07:00:00 PM	35.0	16	19	45	34.7	47.4%
28/12/2021 08:00:00 PM	28.8	4	5	30	0.0	0.0%
28/12/2021 09:00:00 PM	35.0	11	13	50	36.7	46.2%
28/12/2021 10:00:00 PM	35.0	7	8	45	37.5	25.0%
28/12/2021 11:00:00 PM	35.0	2	2	35	32.5	50.0%
29/12/2021 12:00:00 AM	35.0	6	7	40	35.0	28.6%
29/12/2021 01:00:00 AM	35.0	2	2	35	32.5	50.0%
29/12/2021 02:00:00 AM	0.0	0	0	0	0.0	0.0%
29/12/2021 03:00:00 AM	0.0	0	0	0	0.0	0.0%
29/12/2021 04:00:00 AM	40.0	2	2	40	37.5	50.0%
29/12/2021 05:00:00 AM	37.5	4	5	40	35.0	80.0%
29/12/2021 06:00:00 AM	35.0	4	5	40	34.2	60.0%
29/12/2021 07:00:00 AM	35.0	9	11	40	34.5	45.5%
29/12/2021 08:00:00 AM	33.0	15	18	40	33.3	33.3%
29/12/2021 09:00:00 AM	32.8	24	28	35	32.5	32.1%
29/12/2021 10:00:00 AM	32.3	37	43	35	32.5	25.6%
29/12/2021 11:00:00 AM	31.2	41	48	40	33.1	18.8%
29/12/2021 12:00:00 PM	29.7	42	50	40	33.3	12.0%
29/12/2021 01:00:00 PM	30.0	28	33	35	32.5	15.2%
29/12/2021 02:00:00 PM	32.8	37	44	35	32.5	36.4%
29/12/2021 03:00:00 PM	31.7	21	25	35	32.5	24.0%
29/12/2021 04:00:00 PM	33.3	31	36	40	34.2	25.0%
29/12/2021 05:00:00 PM	31.2	35	41	35	32.5	19.5%
29/12/2021 06:00:00 PM	33.6	33	39	40	34.3	28.2%
29/12/2021 07:00:00 PM	34.5	20	24	40	33.7	54.2%
29/12/2021 08:00:00 PM	32.5	19	22	35	32.5	27.3%
29/12/2021 09:00:00 PM	34.0	9	11	40	33.3	54.5%
29/12/2021 10:00:00 PM	37.5	8	9	40	35.0	44.4%
29/12/2021 11:00:00 PM	32.5	7	8	35	32.5	25.0%
30/12/2021 12:00:00 AM	30.0	13	15	35	32.5	13.3%
30/12/2021 01:00:00 AM	30.0	1	1	30	0.0	0.0%
30/12/2021 02:00:00 AM	0.0	0	0	0	0.0	0.0%
30/12/2021 03:00:00 AM	0.0	0	0	0	0.0	0.0%
30/12/2021 04:00:00 AM	40.0	2	2	40	37.5	100.0%
30/12/2021 05:00:00 AM	40.0	2	2	40	35.0	100.0%
30/12/2021 06:00:00 AM	32.5	4	5	35	32.5	40.0%
30/12/2021 07:00:00 AM	35.0	11	13	40	33.6	69.2%
30/12/2021 08:00:00 AM	33.0	14	17	40	33.3	35.3%
30/12/2021 09:00:00 AM	32.9	20	23	35	32.5	30.4%
30/12/2021 10:00:00 AM	32.5	36	42	40	33.5	23.8%

30/12/2021 11:00:00 AM	31.9	30	35	35	32.5	22.9%
30/12/2021 12:00:00 PM	31.2	54	64	40	32.9	20.3%
30/12/2021 01:00:00 PM	33.9	37	43	40	34.0	30.2%
30/12/2021 02:00:00 PM	31.5	44	52	40	33.0	21.2%
30/12/2021 03:00:00 PM	31.5	38	45	35	32.5	22.2%
30/12/2021 04:00:00 PM	30.0	31	36	35	32.5	13.9%
30/12/2021 05:00:00 PM	30.7	32	38	35	32.5	18.4%
30/12/2021 06:00:00 PM	33.3	23	27	40	33.0	37.0%
30/12/2021 07:00:00 PM	32.0	23	27	40	33.3	22.2%
30/12/2021 08:00:00 PM	33.0	16	19	45	34.2	31.6%
30/12/2021 09:00:00 PM	32.5	5	6	35	32.5	33.3%
30/12/2021 10:00:00 PM	45.0	3	3	45	42.5	33.3%
30/12/2021 11:00:00 PM	35.0	5	6	40	35.0	33.3%
31/12/2021 12:00:00 AM	40.0	4	5	45	40.0	40.0%
31/12/2021 01:00:00 AM	25.0	1	1	25	0.0	0.0%
31/12/2021 02:00:00 AM	0.0	0	0	0	0.0	0.0%
31/12/2021 03:00:00 AM	0.0	0	0	0	0.0	0.0%
31/12/2021 04:00:00 AM	40.0	2	2	40	37.5	50.0%
31/12/2021 05:00:00 AM	35.0	1	1	35	32.5	100.0%
31/12/2021 06:00:00 AM	40.0	1	1	40	37.5	100.0%
31/12/2021 07:00:00 AM	35.0	14	17	45	34.7	52.9%
31/12/2021 08:00:00 AM	36.7	18	21	45	35.6	38.1%
31/12/2021 09:00:00 AM	32.1	23	27	35	32.5	25.9%
31/12/2021 10:00:00 AM	32.0	26	30	40	33.3	20.0%
31/12/2021 11:00:00 AM	30.6	41	48	35	32.5	16.7%
31/12/2021 12:00:00 PM	30.0	42	49	35	32.5	14.3%
31/12/2021 01:00:00 PM	32.7	41	48	35	32.5	31.3%
31/12/2021 02:00:00 PM	32.8	32	38	40	33.4	28.9%
31/12/2021 03:00:00 PM	33.2	42	49	40	33.1	32.7%
31/12/2021 04:00:00 PM	33.3	33	39	40	32.8	41.0%
31/12/2021 05:00:00 PM	32.0	35	41	40	34.4	19.5%
31/12/2021 06:00:00 PM	34.2	26	31	45	35.0	32.3%
31/12/2021 07:00:00 PM	36.2	19	22	40	33.9	63.6%
31/12/2021 08:00:00 PM	34.2	14	16	45	33.9	43.8%
31/12/2021 09:00:00 PM	35.0	5	6	50	36.3	66.7%
31/12/2021 10:00:00 PM	28.8	4	5	30	0.0	0.0%
31/12/2021 11:00:00 PM	37.5	3	4	40	37.5	50.0%
01/01/2022 12:00:00 AM	30.0	2	2	30	0.0	0.0%
01/01/2022 01:00:00 AM	30.0	8	10	35	32.5	20.0%
01/01/2022 02:00:00 AM	29.0	5	6	30	0.0	0.0%
01/01/2022 03:00:00 AM	40.0	2	2	40	35.0	100.0%
01/01/2022 04:00:00 AM	40.0	3	3	40	37.5	33.3%
01/01/2022 05:00:00 AM	40.0	2	2	40	35.0	100.0%
01/01/2022 06:00:00 AM	0.0	0	0	0	0.0	0.0%
01/01/2022 07:00:00 AM	35.0	2	2	35	32.5	100.0%
01/01/2022 08:00:00 AM	35.0	2	2	35	32.5	50.0%
01/01/2022 09:00:00 AM	30.0	6	7	40	37.5	14.3%
01/01/2022 10:00:00 AM	33.3	22	26	40	33.0	38.5%
01/01/2022 11:00:00 AM	31.7	22	26	35	32.5	23.1%
01/01/2022 12:00:00 PM	33.2	28	33	40	32.9	36.4%

01/01/2022 01:00:00 PM	33.0	31	37	40	33.3	32.4%
01/01/2022 02:00:00 PM	33.2	29	34	35	32.5	41.2%
01/01/2022 03:00:00 PM	31.7	23	27	35	32.5	22.2%
01/01/2022 04:00:00 PM	32.0	18	21	35	32.5	23.8%
01/01/2022 05:00:00 PM	29.7	24	28	35	32.5	10.7%
01/01/2022 06:00:00 PM	33.6	19	22	35	32.5	50.0%
01/01/2022 07:00:00 PM	35.0	14	16	40	33.4	68.8%
01/01/2022 08:00:00 PM	33.0	11	13	35	32.5	38.5%
01/01/2022 09:00:00 PM	33.8	7	8	35	32.5	50.0%
01/01/2022 10:00:00 PM	30.0	5	6	35	32.5	16.7%
01/01/2022 11:00:00 PM	35.0	3	3	35	32.5	66.7%
02/01/2022 12:00:00 AM	32.5	5	6	35	32.5	33.3%
02/01/2022 01:00:00 AM	0.0	0	0	0	0.0	0.0%
02/01/2022 02:00:00 AM	0.0	0	0	0	0.0	0.0%
02/01/2022 03:00:00 AM	0.0	0	0	0	0.0	0.0%
02/01/2022 04:00:00 AM	40.0	1	1	40	37.5	100.0%
02/01/2022 05:00:00 AM	0.0	0	0	0	0.0	0.0%
02/01/2022 06:00:00 AM	40.0	3	3	40	37.5	66.7%
02/01/2022 07:00:00 AM	50.0	3	3	50	40.0	66.7%
02/01/2022 08:00:00 AM	35.0	5	6	40	35.0	33.3%
02/01/2022 09:00:00 AM	33.3	10	12	35	32.5	50.0%
02/01/2022 10:00:00 AM	33.9	23	27	40	33.4	40.7%
02/01/2022 11:00:00 AM	33.1	35	41	35	32.5	39.0%
02/01/2022 12:00:00 PM	33.8	39	46	40	33.7	37.0%
02/01/2022 01:00:00 PM	33.1	41	48	40	32.8	35.4%
02/01/2022 02:00:00 PM	32.3	31	37	35	32.5	29.7%
02/01/2022 03:00:00 PM	33.0	23	27	35	32.5	37.0%
02/01/2022 04:00:00 PM	32.0	23	27	50	35.0	22.2%
02/01/2022 05:00:00 PM	33.8	20	24	40	34.6	29.2%
02/01/2022 06:00:00 PM	34.2	17	20	45	34.4	40.0%
02/01/2022 07:00:00 PM	35.0	8	9	40	34.2	33.3%
02/01/2022 08:00:00 PM	36.7	8	10	40	36.3	40.0%
02/01/2022 09:00:00 PM	32.5	10	12	40	34.2	25.0%
02/01/2022 10:00:00 PM	28.8	3	4	30	0.0	0.0%
02/01/2022 11:00:00 PM	35.0	2	2	35	32.5	50.0%
03/01/2022 12:00:00 AM	45.0	3	3	45	37.5	66.7%
03/01/2022 01:00:00 AM	0.0	0	0	0	0.0	0.0%
03/01/2022 02:00:00 AM	30.0	1	1	30	0.0	0.0%
03/01/2022 03:00:00 AM	0.0	0	0	0	0.0	0.0%
03/01/2022 04:00:00 AM	40.0	3	3	40	35.0	66.7%
03/01/2022 05:00:00 AM	40.0	3	3	40	35.0	66.7%
03/01/2022 06:00:00 AM	32.5	3	4	35	32.5	50.0%
03/01/2022 07:00:00 AM	40.0	2	2	40	37.5	50.0%
03/01/2022 08:00:00 AM	37.5	6	7	40	34.5	71.4%
03/01/2022 09:00:00 AM	32.5	15	18	35	32.5	33.3%
03/01/2022 10:00:00 AM	31.4	35	41	40	33.1	19.5%
03/01/2022 11:00:00 AM	33.1	37	43	35	32.5	37.2%
03/01/2022 12:00:00 PM	32.7	38	45	40	33.3	28.9%
03/01/2022 01:00:00 PM	33.5	30	35	40	32.9	40.0%
03/01/2022 02:00:00 PM	30.8	32	38	40	33.2	18.4%

03/01/2022 03:00:00 PM	32.5	16	19	35	32.5	31.6%
03/01/2022 04:00:00 PM	32.9	21	25	40	33.1	32.0%
03/01/2022 05:00:00 PM	29.7	26	30	35	32.5	10.0%
03/01/2022 06:00:00 PM	32.5	20	23	40	33.5	21.7%
03/01/2022 07:00:00 PM	32.5	11	13	40	34.2	23.1%
03/01/2022 08:00:00 PM	37.5	8	9	40	33.9	77.8%
03/01/2022 09:00:00 PM	30.0	6	7	35	32.5	14.3%
03/01/2022 10:00:00 PM	32.5	3	4	35	32.5	50.0%
03/01/2022 11:00:00 PM	35.0	3	4	40	35.0	50.0%
04/01/2022 12:00:00 AM	0.0	0	0	0	0.0	0.0%
04/01/2022 01:00:00 AM	0.0	0	0	0	0.0	0.0%
04/01/2022 02:00:00 AM	35.0	1	1	35	32.5	100.0%
04/01/2022 03:00:00 AM	0.0	0	0	0	0.0	0.0%
04/01/2022 04:00:00 AM	0.0	0	0	0	0.0	0.0%
04/01/2022 05:00:00 AM	40.0	3	3	40	37.5	33.3%
04/01/2022 06:00:00 AM	35.0	4	5	40	35.0	40.0%
04/01/2022 07:00:00 AM	37.5	14	17	40	35.2	64.7%
04/01/2022 08:00:00 AM	32.9	43	51	40	33.1	31.4%
04/01/2022 09:00:00 AM	32.0	27	32	40	33.9	21.9%
04/01/2022 10:00:00 AM	31.2	35	41	35	32.5	19.5%
04/01/2022 11:00:00 AM	30.9	54	64	40	32.9	18.8%
04/01/2022 12:00:00 PM	31.2	31	37	35	32.5	21.6%
04/01/2022 01:00:00 PM	31.7	31	37	35	32.5	24.3%
04/01/2022 02:00:00 PM	32.5	36	42	40	33.5	23.8%
04/01/2022 03:00:00 PM	31.7	42	50	40	33.4	22.0%
04/01/2022 04:00:00 PM	31.9	26	31	35	32.5	25.8%
04/01/2022 05:00:00 PM	30.7	32	38	35	32.5	18.4%
04/01/2022 06:00:00 PM	32.7	33	39	40	32.9	30.8%
04/01/2022 07:00:00 PM	30.0	24	28	40	33.8	14.3%
04/01/2022 08:00:00 PM	40.0	11	13	45	35.6	61.5%
04/01/2022 09:00:00 PM	33.3	5	6	35	32.5	50.0%
04/01/2022 10:00:00 PM	33.3	5	6	35	32.5	50.0%
04/01/2022 11:00:00 PM	35.0	3	3	35	32.5	66.7%
05/01/2022 12:00:00 AM	40.0	3	3	40	35.0	66.7%
05/01/2022 01:00:00 AM	25.0	1	1	25	0.0	0.0%
05/01/2022 02:00:00 AM	0.0	0	0	0	0.0	0.0%
05/01/2022 03:00:00 AM	40.0	1	1	40	37.5	100.0%
05/01/2022 04:00:00 AM	0.0	0	0	0	0.0	0.0%
05/01/2022 05:00:00 AM	30.0	1	1	30	0.0	0.0%
05/01/2022 06:00:00 AM	37.5	8	9	40	35.8	33.3%
05/01/2022 07:00:00 AM	36.2	20	23	40	33.7	73.9%
05/01/2022 08:00:00 AM	32.7	48	56	40	33.2	26.8%
05/01/2022 09:00:00 AM	32.5	60	71	40	32.7	29.6%
05/01/2022 10:00:00 AM	29.7	48	57	40	34.6	12.3%
05/01/2022 11:00:00 AM	31.9	31	37	40	33.1	24.3%
05/01/2022 12:00:00 PM	31.7	39	46	40	33.0	21.7%
05/01/2022 01:00:00 PM	29.8	39	46	40	34.2	13.0%
05/01/2022 02:00:00 PM	33.6	29	34	40	33.3	38.2%
05/01/2022 03:00:00 PM	33.3	29	34	40	33.4	32.4%
05/01/2022 04:00:00 PM	32.1	44	52	35	32.5	26.9%

05/01/2022 05:00:00 PM	32.1	39	46	35	32.5	26.1%
05/01/2022 06:00:00 PM	31.0	44	52	45	35.3	17.3%
05/01/2022 07:00:00 PM	29.7	23	27	35	32.5	11.1%
05/01/2022 08:00:00 PM	34.4	16	19	55	35.0	52.6%
05/01/2022 09:00:00 PM	35.0	7	8	40	35.0	25.0%
05/01/2022 10:00:00 PM	42.5	8	9	45	38.5	55.6%
05/01/2022 11:00:00 PM	33.8	4	5	35	32.5	80.0%
06/01/2022 12:00:00 AM	35.0	1	1	35	32.5	100.0%
06/01/2022 01:00:00 AM	0.0	0	0	0	0.0	0.0%
06/01/2022 02:00:00 AM	0.0	0	0	0	0.0	0.0%
06/01/2022 03:00:00 AM	35.0	1	1	35	32.5	100.0%
06/01/2022 04:00:00 AM	0.0	0	0	0	0.0	0.0%
06/01/2022 05:00:00 AM	40.0	1	1	40	37.5	100.0%
06/01/2022 06:00:00 AM	32.5	5	6	35	32.5	33.3%
06/01/2022 07:00:00 AM	36.7	19	22	45	34.3	63.6%
06/01/2022 08:00:00 AM	33.5	44	52	45	33.8	38.5%
06/01/2022 09:00:00 AM	33.0	57	67	40	32.7	34.3%
06/01/2022 10:00:00 AM	29.7	46	54	35	32.5	11.1%
06/01/2022 11:00:00 AM	30.0	42	50	40	33.1	16.0%
06/01/2022 12:00:00 PM	32.7	40	47	40	32.9	29.8%
06/01/2022 01:00:00 PM	30.0	29	34	35	32.5	14.7%
06/01/2022 02:00:00 PM	33.8	39	46	40	33.8	34.8%
06/01/2022 03:00:00 PM	33.0	28	33	40	33.0	33.3%
06/01/2022 04:00:00 PM	32.5	42	50	40	32.8	30.0%
06/01/2022 05:00:00 PM	32.9	38	45	40	33.2	31.1%
06/01/2022 06:00:00 PM	32.5	33	39	45	34.7	23.1%
06/01/2022 07:00:00 PM	32.5	26	30	35	32.5	26.7%
06/01/2022 08:00:00 PM	30.0	12	14	35	32.5	14.3%
06/01/2022 09:00:00 PM	29.0	5	6	30	0.0	0.0%
06/01/2022 10:00:00 PM	33.8	13	15	40	33.5	33.3%
06/01/2022 11:00:00 PM	37.5	4	5	40	35.0	80.0%
07/01/2022 12:00:00 AM	35.0	3	3	35	32.5	100.0%
07/01/2022 01:00:00 AM	0.0	0	0	0	0.0	0.0%
07/01/2022 02:00:00 AM	0.0	0	0	0	0.0	0.0%
07/01/2022 03:00:00 AM	35.0	1	1	35	32.5	100.0%
07/01/2022 04:00:00 AM	0.0	0	0	0	0.0	0.0%
07/01/2022 05:00:00 AM	40.0	2	2	40	35.0	100.0%
07/01/2022 06:00:00 AM	30.0	4	5	35	32.5	20.0%
07/01/2022 07:00:00 AM	35.0	18	21	40	33.5	71.4%
07/01/2022 08:00:00 AM	33.4	49	58	40	33.5	34.5%
07/01/2022 09:00:00 AM	33.8	42	50	55	35.1	34.0%
07/01/2022 10:00:00 AM	33.0	46	54	40	33.1	31.5%
07/01/2022 11:00:00 AM	32.0	29	34	40	33.9	20.6%
07/01/2022 12:00:00 PM	31.8	43	51	40	32.9	23.5%
07/01/2022 01:00:00 PM	33.8	31	37	40	33.5	40.5%
07/01/2022 02:00:00 PM	34.1	24	28	40	33.3	46.4%
07/01/2022 03:00:00 PM	33.6	33	39	40	33.1	41.0%
07/01/2022 04:00:00 PM	33.1	41	48	40	33.2	31.3%
07/01/2022 05:00:00 PM	33.8	39	46	40	33.8	34.8%
07/01/2022 06:00:00 PM	32.7	37	44	40	33.3	29.5%

07/01/2022 07:00:00 PM	34.1	35	41	45	34.2	36.6%
07/01/2022 08:00:00 PM	36.2	18	21	40	34.5	47.6%
07/01/2022 09:00:00 PM	38.3	14	16	45	35.0	62.5%
07/01/2022 10:00:00 PM	35.0	7	8	45	35.8	37.5%
07/01/2022 11:00:00 PM	35.0	7	8	40	35.0	25.0%
08/01/2022 12:00:00 AM	37.5	4	5	40	34.5	100.0%
08/01/2022 01:00:00 AM	0.0	0	0	0	0.0	0.0%
08/01/2022 02:00:00 AM	30.0	1	1	30	0.0	0.0%
08/01/2022 03:00:00 AM	30.0	1	1	30	0.0	0.0%
08/01/2022 04:00:00 AM	0.0	0	0	0	0.0	0.0%
08/01/2022 05:00:00 AM	35.0	2	2	35	32.5	100.0%
08/01/2022 06:00:00 AM	35.0	2	2	35	32.5	100.0%
08/01/2022 07:00:00 AM	34.0	9	11	40	33.3	54.5%
08/01/2022 08:00:00 AM	35.0	14	16	40	33.8	50.0%
08/01/2022 09:00:00 AM	33.6	27	32	40	34.0	31.3%
08/01/2022 10:00:00 AM	30.8	32	38	40	33.2	18.4%
08/01/2022 11:00:00 AM	32.5	34	40	40	33.5	25.0%
08/01/2022 12:00:00 PM	33.3	45	53	45	33.3	37.7%
08/01/2022 01:00:00 PM	33.6	30	35	40	33.3	37.1%
08/01/2022 02:00:00 PM	32.7	34	40	35	32.5	32.5%
08/01/2022 03:00:00 PM	31.2	20	23	35	32.5	17.4%
08/01/2022 04:00:00 PM	32.9	18	21	35	32.5	33.3%
08/01/2022 05:00:00 PM	33.5	34	40	40	33.2	37.5%
08/01/2022 06:00:00 PM	34.4	21	25	45	34.2	48.0%
08/01/2022 07:00:00 PM	35.0	22	26	40	33.9	53.8%
08/01/2022 08:00:00 PM	30.0	15	18	35	32.5	16.7%
08/01/2022 09:00:00 PM	33.8	14	17	40	34.2	35.3%
08/01/2022 10:00:00 PM	35.0	5	6	45	37.5	33.3%
08/01/2022 11:00:00 PM	35.0	6	7	40	35.0	28.6%
09/01/2022 12:00:00 AM	45.0	3	3	45	39.2	100.0%
09/01/2022 01:00:00 AM	35.0	1	1	35	32.5	100.0%
09/01/2022 02:00:00 AM	35.0	3	3	35	32.5	33.3%
09/01/2022 03:00:00 AM	35.0	1	1	35	32.5	100.0%
09/01/2022 04:00:00 AM	40.0	2	2	40	35.0	100.0%
09/01/2022 05:00:00 AM	40.0	1	1	40	37.5	100.0%
09/01/2022 06:00:00 AM	35.0	2	2	35	32.5	50.0%
09/01/2022 07:00:00 AM	35.0	2	2	35	32.5	50.0%
09/01/2022 08:00:00 AM	35.0	5	6	40	33.5	83.3%
09/01/2022 09:00:00 AM	34.3	13	15	40	33.1	53.3%
09/01/2022 10:00:00 AM	33.0	25	29	35	32.5	34.5%
09/01/2022 11:00:00 AM	32.9	39	46	40	33.2	30.4%
09/01/2022 12:00:00 PM	32.7	39	46	40	33.3	28.3%
09/01/2022 01:00:00 PM	31.7	39	46	40	33.0	21.7%
09/01/2022 02:00:00 PM	33.5	24	28	40	33.0	39.3%
09/01/2022 03:00:00 PM	34.4	23	27	45	34.2	44.4%
09/01/2022 04:00:00 PM	32.5	26	30	40	34.2	20.0%
09/01/2022 05:00:00 PM	33.9	27	32	40	33.8	37.5%
09/01/2022 06:00:00 PM	32.5	18	21	35	32.5	28.6%
09/01/2022 07:00:00 PM	33.0	18	21	40	33.3	28.6%
09/01/2022 08:00:00 PM	30.0	9	11	35	32.5	18.2%

09/01/2022 09:00:00 PM	35.0	8	9	40	34.2	33.3%
09/01/2022 10:00:00 PM	30.0	10	12	35	32.5	16.7%
09/01/2022 11:00:00 PM	25.0	3	3	25	0.0	0.0%
10/01/2022 12:00:00 AM	30.0	2	2	30	0.0	0.0%
10/01/2022 01:00:00 AM	25.0	1	1	25	0.0	0.0%
10/01/2022 02:00:00 AM	30.0	1	1	30	0.0	0.0%
10/01/2022 03:00:00 AM	0.0	0	0	0	0.0	0.0%
10/01/2022 04:00:00 AM	0.0	0	0	0	0.0	0.0%
10/01/2022 05:00:00 AM	40.0	3	4	45	37.5	100.0%
10/01/2022 06:00:00 AM	33.3	6	7	35	32.5	42.9%
10/01/2022 07:00:00 AM	35.0	23	27	40	33.9	51.9%
10/01/2022 08:00:00 AM	32.3	50	59	40	33.2	25.4%
10/01/2022 09:00:00 AM	31.7	53	62	40	32.9	21.0%
10/01/2022 10:00:00 AM	32.7	43	51	40	32.8	31.4%
10/01/2022 11:00:00 AM	33.0	37	44	40	32.8	36.4%
10/01/2022 12:00:00 PM	32.8	27	32	40	33.0	31.3%
10/01/2022 01:00:00 PM	33.2	28	33	40	32.9	36.4%
10/01/2022 02:00:00 PM	34.1	31	36	40	33.6	38.9%
10/01/2022 03:00:00 PM	32.3	44	52	40	33.3	25.0%
10/01/2022 04:00:00 PM	32.7	42	50	40	32.8	32.0%
10/01/2022 05:00:00 PM	32.9	33	39	40	32.9	33.3%
10/01/2022 06:00:00 PM	33.7	37	43	45	33.4	39.5%
10/01/2022 07:00:00 PM	35.0	12	14	50	35.6	57.1%
10/01/2022 08:00:00 PM	33.8	19	22	45	35.0	27.3%
10/01/2022 09:00:00 PM	35.0	6	7	45	37.5	28.6%
10/01/2022 10:00:00 PM	28.3	8	10	35	32.5	10.0%
10/01/2022 11:00:00 PM	45.0	3	3	45	35.8	100.0%
11/01/2022 12:00:00 AM	35.0	2	2	35	32.5	50.0%
11/01/2022 01:00:00 AM	0.0	0	0	0	0.0	0.0%
11/01/2022 02:00:00 AM	35.0	1	1	35	32.5	100.0%
11/01/2022 03:00:00 AM	0.0	0	0	0	0.0	0.0%
11/01/2022 04:00:00 AM	0.0	0	0	0	0.0	0.0%
11/01/2022 05:00:00 AM	40.0	2	2	40	35.0	100.0%
11/01/2022 06:00:00 AM	32.5	6	7	35	32.5	28.6%
11/01/2022 07:00:00 AM	37.1	22	26	40	34.7	61.5%
11/01/2022 08:00:00 AM	33.8	60	70	40	33.9	31.4%
11/01/2022 09:00:00 AM	33.5	44	52	50	34.3	32.7%
11/01/2022 10:00:00 AM	32.0	39	46	40	33.0	23.9%
11/01/2022 11:00:00 AM	33.6	37	44	50	34.3	38.6%
11/01/2022 12:00:00 PM	32.0	40	47	40	33.0	23.4%
11/01/2022 01:00:00 PM	32.5	30	35	40	33.8	22.9%
11/01/2022 02:00:00 PM	32.9	31	37	40	32.9	35.1%
11/01/2022 03:00:00 PM	32.8	31	37	40	33.4	29.7%
11/01/2022 04:00:00 PM	33.1	43	51	40	33.1	35.3%
11/01/2022 05:00:00 PM	34.1	28	33	40	33.6	42.4%
11/01/2022 06:00:00 PM	33.8	40	47	45	34.8	27.7%
11/01/2022 07:00:00 PM	33.3	27	32	40	33.4	34.4%
11/01/2022 08:00:00 PM	35.0	8	9	45	35.8	33.3%
11/01/2022 09:00:00 PM	32.5	8	10	40	34.2	30.0%
11/01/2022 10:00:00 PM	37.5	8	9	40	34.2	66.7%

11/01/2022 11:00:00 PM	45.0	1	1	45	42.5	100.0%
12/01/2022 12:00:00 AM	30.0	1	1	30	0.0	0.0%
12/01/2022 01:00:00 AM	35.0	2	2	35	32.5	100.0%
12/01/2022 02:00:00 AM	40.0	2	2	40	37.5	50.0%
12/01/2022 03:00:00 AM	35.0	1	1	35	32.5	100.0%
12/01/2022 04:00:00 AM	0.0	0	0	0	0.0	0.0%
12/01/2022 05:00:00 AM	40.0	2	2	40	37.5	50.0%
12/01/2022 06:00:00 AM	35.0	8	10	45	36.3	40.0%
12/01/2022 07:00:00 AM	36.7	16	19	50	35.8	47.4%
12/01/2022 08:00:00 AM	32.8	56	66	35	32.5	34.8%
12/01/2022 09:00:00 AM	31.4	57	67	45	33.7	19.4%
12/01/2022 10:00:00 AM	31.1	39	46	35	32.5	19.6%
12/01/2022 11:00:00 AM	29.8	37	44	40	34.2	13.6%
12/01/2022 12:00:00 PM	29.7	38	45	35	32.5	11.1%
12/01/2022 01:00:00 PM	30.0	36	42	40	33.3	14.3%
12/01/2022 02:00:00 PM	34.5	26	31	40	33.8	48.4%
12/01/2022 03:00:00 PM	33.3	47	55	40	34.3	25.5%
12/01/2022 04:00:00 PM	31.8	44	52	40	32.9	23.1%
12/01/2022 05:00:00 PM	33.1	41	48	40	33.2	31.3%
12/01/2022 06:00:00 PM	33.0	37	44	50	34.4	29.5%
12/01/2022 07:00:00 PM	34.4	24	28	50	34.6	42.9%
12/01/2022 08:00:00 PM	34.3	20	23	45	34.2	39.1%
12/01/2022 09:00:00 PM	29.3	9	11	40	37.5	9.1%
12/01/2022 10:00:00 PM	35.0	9	11	40	33.9	63.6%
12/01/2022 11:00:00 PM	35.0	4	5	40	33.8	80.0%
13/01/2022 12:00:00 AM	30.0	2	2	30	0.0	0.0%
13/01/2022 01:00:00 AM	45.0	1	1	45	42.5	100.0%
13/01/2022 02:00:00 AM	0.0	0	0	0	0.0	0.0%
13/01/2022 03:00:00 AM	35.0	1	1	35	32.5	100.0%
13/01/2022 04:00:00 AM	0.0	0	0	0	0.0	0.0%
13/01/2022 05:00:00 AM	40.0	3	3	40	35.0	66.7%
13/01/2022 06:00:00 AM	30.0	3	4	35	32.5	25.0%
13/01/2022 07:00:00 AM	36.0	22	26	40	34.6	46.2%
13/01/2022 08:00:00 AM	29.9	56	66	40	34.2	13.6%
13/01/2022 09:00:00 AM	31.9	58	68	40	33.2	22.1%
13/01/2022 10:00:00 AM	31.7	46	54	40	33.4	20.4%
13/01/2022 11:00:00 AM	29.5	48	57	40	33.3	10.5%
13/01/2022 12:00:00 PM	30.7	37	43	35	32.5	16.3%
13/01/2022 01:00:00 PM	32.7	32	38	40	32.9	31.6%
13/01/2022 02:00:00 PM	32.5	38	45	35	32.5	31.1%
13/01/2022 03:00:00 PM	30.0	21	25	35	32.5	16.0%

Day/Time Ending	85th pctl (MPH)	85th pctl cnts	Total Cnts	Max Speed	Avg Speeder	% Speeders
27/10/2021 12:00:00 AM	42.5	8	9	45	37.5	66.7%
28/10/2021 12:00:00 AM	33.4	446	525	55	34.1	31.0%
29/10/2021 12:00:00 AM	29.5	389	458	45	33.3	12.0%
30/10/2021 12:00:00 AM	29.1	405	476	50	33.3	9.0%
31/10/2021 12:00:00 AM	33.8	374	440	50	33.9	37.0%
01/11/2021 12:00:00 AM	34.1	341	401	50	33.8	41.6%
02/11/2021 12:00:00 AM	33.5	490	576	50	34.1	31.4%
03/11/2021 12:00:00 AM	34.0	524	616	50	34.0	38.8%
04/11/2021 12:00:00 AM	34.0	482	567	45	34.0	37.4%
05/11/2021 12:00:00 AM	33.8	484	569	50	33.8	37.3%
06/11/2021 12:00:00 AM	34.5	538	633	50	34.2	42.5%
07/11/2021 12:00:00 AM	33.5	422	497	45	34.1	31.2%
08/11/2021 12:00:00 AM	35.0	325	382	50	34.5	46.9%
09/11/2021 12:00:00 AM	33.7	466	548	50	34.1	33.4%
10/11/2021 12:00:00 AM	34.1	458	539	45	34.0	38.8%
11/11/2021 12:00:00 AM	33.8	464	546	50	34.3	31.9%
12/11/2021 12:00:00 AM	33.8	477	561	50	34.0	34.6%
13/11/2021 12:00:00 AM	34.2	495	582	55	33.9	41.1%
14/11/2021 12:00:00 AM	32.8	370	435	45	33.7	26.9%
15/11/2021 12:00:00 AM	34.4	317	373	50	34.2	39.4%
16/11/2021 12:00:00 AM	34.0	445	523	50	34.0	37.1%
17/11/2021 12:00:00 AM	33.2	426	501	50	33.5	32.3%
18/11/2021 12:00:00 AM	**No Data**					
19/11/2021 12:00:00 AM	**No Data**					
20/11/2021 12:00:00 AM						
					
21/11/2021 12:00:00 AM						
22/11/2021 12:00:00 AM						
23/11/2021 12:00:00 AM						
24/11/2021 12:00:00 AM						
25/11/2021 12:00:00 AM						
26/11/2021 12:00:00 AM						
27/11/2021 12:00:00 AM						
28/11/2021 12:00:00 AM						
29/11/2021 12:00:00 AM						
30/11/2021 12:00:00 AM						
01/12/2021 12:00:00 AM						
02/12/2021 12:00:00 AM	31.5	235	277	50	33.5	20.2%
03/12/2021 12:00:00 AM	31.4	584	687	40	33.1	19.8%
04/12/2021 12:00:00 AM	31.6	562	661	45	33.1	21.2%
05/12/2021 12:00:00 AM	32.6	477	561	45	33.4	26.4%
06/12/2021 12:00:00 AM	33.2	362	426	50	33.9	29.3%
07/12/2021 12:00:00 AM	32.0	517	608	40	33.2	22.5%
08/12/2021 12:00:00 AM	32.0	551	648	40	33.4	22.2%
09/12/2021 12:00:00 AM	33.2	583	686	50	33.7	30.5%
10/12/2021 12:00:00 AM	33.0	584	687	50	33.7	28.7%
11/12/2021 12:00:00 AM	33.4	613	721	45	33.5	34.5%
12/12/2021 12:00:00 AM	32.8	484	570	55	33.4	29.8%
13/12/2021 12:00:00 AM	33.2	364	428	50	33.4	32.2%

14/12/2021 12:00:00 AM	32.8	531	625	55	33.6	27.5%
15/12/2021 12:00:00 AM	33.0	604	711	55	33.7	29.5%
16/12/2021 12:00:00 AM	33.0	612	720	50	33.6	29.3%
17/12/2021 12:00:00 AM	32.7	567	667	50	33.6	26.5%
18/12/2021 12:00:00 AM	32.9	599	705	50	33.6	28.2%
19/12/2021 12:00:00 AM	32.2	521	613	50	33.5	23.7%
20/12/2021 12:00:00 AM	32.6	352	414	45	33.4	26.8%
21/12/2021 12:00:00 AM	32.7	548	645	50	33.4	27.0%
22/12/2021 12:00:00 AM	33.0	526	619	45	33.4	29.7%
23/12/2021 12:00:00 AM	32.0	571	672	45	33.5	22.6%
24/12/2021 12:00:00 AM	32.9	551	648	50	33.4	29.8%
25/12/2021 12:00:00 AM	33.1	510	600	50	33.6	31.0%
26/12/2021 12:00:00 AM	34.0	224	263	55	33.9	43.0%
27/12/2021 12:00:00 AM	33.3	227	267	40	33.4	32.6%
28/12/2021 12:00:00 AM	33.2	327	385	45	33.6	30.1%
29/12/2021 12:00:00 AM	33.3	308	362	50	33.5	33.4%
30/12/2021 12:00:00 AM	32.7	441	519	40	33.3	27.6%
31/12/2021 12:00:00 AM	32.5	434	511	45	33.4	26.2%
01/01/2022 12:00:00 AM	33.1	423	498	50	33.7	30.3%
02/01/2022 12:00:00 AM	33.0	289	340	40	32.9	33.8%
03/01/2022 12:00:00 AM	33.6	308	362	50	33.7	35.6%
04/01/2022 12:00:00 AM	32.9	318	374	40	33.2	30.2%
05/01/2022 12:00:00 AM	32.6	465	547	45	33.4	26.5%
06/01/2022 12:00:00 AM	32.8	540	635	55	33.6	27.2%
07/01/2022 12:00:00 AM	32.8	527	620	45	33.3	29.2%
08/01/2022 12:00:00 AM	33.8	524	617	55	33.7	36.5%
09/01/2022 12:00:00 AM	33.5	388	457	45	33.5	34.8%
10/01/2022 12:00:00 AM	33.2	337	396	45	33.3	32.3%
11/01/2022 12:00:00 AM	33.2	509	599	50	33.4	32.9%
12/01/2022 12:00:00 AM	33.5	507	597	50	33.8	33.5%
13/01/2022 12:00:00 AM	32.9	558	656	50	33.8	27.7%
13/01/2022 02:59:59 PM	31.9	366	431	45	33.4	22.0%

Incoming Weekly Counts
Hall Lane leaving the village
Outside number 6

from Tue-Oct-26-2021-10-00-PM to Thu-Jan-13-2022-02-59-PM

	25/10/2021	to	31/10/2021							
	Monday	Tuesday	Wednesday	Thursday	Friday	Saturday	Sunday	Week	Weekend	Week Day 85%
Hour	25/10/2021	26/10/2021	27/10/2021	28/10/2021	29/10/2021	30/10/2021	31/10/2021	Day Avg	Avg	Avg Speed
0 - 1	*	*	2	0	3	2	5	1.67	3.5	32.5
1 - 2	*	*	1	0	1	3	5	0.67	4	32.5
2 - 3	*	*	0	3	1	0	1	1.33	0.5	35
3 - 4	*	*	0	1	1	0	0	0.67	0	32.5
4 - 5	*	*	2	2	2	3	1	2	2	40
5 - 6	*	*	6	7	5	1	0	6	0.5	36.67
6 - 7	*	*	5	8	6	2	2	6.33	2	33.33
7 - 8	*	*	21	13	11	4	4	15	4	30.7
8 - 9	*	*	28	14	19	11	6	20.33	8.5	31.9
9 - 10	*	*	35	32	29	13	7	32	10	29.17
10 - 11	*	*	31	19	22	29	24	24	26.5	30.2
11 - 12	*	*	34	34	30	23	27	32.67	25	29.2
12 - 13	*	*	38	43	28	37	38	36.33	37.5	29.13
13 - 14	*	*	45	32	40	39	38	39	38.5	29.4
14 - 15	*	*	42	40	23	35	28	35	31.5	28.97
15 - 16	*	*	34	37	37	42	26	36	34	29.63
16 - 17	*	*	44	34	47	37	35	41.67	36	30.03
17 - 18	*	*	54	45	41	39	45	46.67	42	31.43
18 - 19	*	*	54	31	39	41	33	41.33	37	29.4
19 - 20	*	*	21	30	38	24	23	29.67	23.5	32.87
20 - 21	*	*	12	19	16	21	19	15.67	20	31.67
21 - 22	*	*	6	5	18	12	17	9.67	14.5	33.33
22 - 23	*	6	7	7	13	9	11	8.25	10	34.38
23 - 24	*	3	3	2	6	13	6	3.5	9.5	35.83
Totals	0	9	525	458	476	440	401			
% of Total	0%	0.39%	22.74%	19.84%	20.61%	19.06%	17.37%			

Incoming Weekly Counts
Hall Lane leaving the village
Outside number 6

from Tue-Oct-26-2021-10-00-PM to Thu-Jan-13-2022-02-59-PM

	01/11/2021	to	07/11/2021							
	Monday	Tuesday	Wednesday	Thursday	Friday	Saturday	Sunday	Week	Weekend	Week Day 85%
Hour	01/11/2021	02/11/2021	03/11/2021	04/11/2021	05/11/2021	06/11/2021	07/11/2021	Day Avg	Avg	Avg Speed
0 - 1	2	6	2	3	2	7	6	3	6.5	41
1 - 2	3	1	0	0	2	3	6	1.2	4.5	35
2 - 3	1	1	2	0	0	0	3	0.8	1.5	36.67
3 - 4	0	1	1	0	2	0	0	0.8	0	38.33
4 - 5	1	0	1	3	1	0	0	1.2	0	30
5 - 6	1	1	2	1	2	2	1	1.4	1.5	41
6 - 7	8	6	6	8	7	5	2	7	3.5	39.16
7 - 8	4	7	9	4	3	3	4	5.4	3.5	35.5
8 - 9	24	27	22	28	24	6	2	25	4	35.84
9 - 10	39	45	46	39	41	26	11	42	18.5	34.04
10 - 11	33	35	39	27	29	33	19	32.6	26	32.46
11 - 12	41	34	33	34	39	35	27	36.2	31	31.22
12 - 13	41	47	30	36	42	39	29	39.2	34	33.18
13 - 14	42	40	37	37	38	38	35	38.8	36.5	32.8
14 - 15	38	35	35	41	55	31	29	40.8	30	33.06
15 - 16	47	48	43	48	51	53	33	47.4	43	32.08
16 - 17	51	59	58	58	66	44	40	58.4	42	33.84
17 - 18	49	62	54	56	61	45	49	56.4	47	33.46
18 - 19	41	63	41	53	71	46	27	53.8	36.5	34.3
19 - 20	48	45	39	39	42	29	23	42.6	26	34.62
20 - 21	19	16	28	26	18	16	14	21.4	15	36.2
21 - 22	21	14	20	12	20	10	10	17.4	10	35.34
22 - 23	13	16	10	10	11	15	6	12	10.5	36.46
23 - 24	9	7	9	6	6	11	6	7.4	8.5	36.5
Totals	576	616	567	569	633	497	382			
% of Total	15%	16.04%	14.77%	14.82%	16.48%	12.94%	9.95%			

	08/11/2021	to	14/11/2021							
	Monday	Tuesday	Wednesday	Thursday	Friday	Saturday	Sunday	Week	Weekend	Week Day 85%
Hour	08/11/2021	09/11/2021	10/11/2021	11/11/2021	12/11/2021	13/11/2021	14/11/2021	Day Avg	Avg	Avg Speed
0 - 1	3	7	3	5	3	5	7	4.2	6	38
1 - 2	3	1	0	1	2	3	5	1.4	4	36.25
2 - 3	1	1	0	1	0	0	3	0.6	1.5	38.33
3 - 4	1	0	1	0	1	1	1	0.6	1	40
4 - 5	1	1	2	1	0	0	0	1	0	40
5 - 6	0	1	1	3	1	2	1	1.2	1.5	42.5
6 - 7	5	5	7	8	6	2	3	6.2	2.5	40.32
7 - 8	7	7	8	4	6	7	4	6.4	5.5	35.66
8 - 9	19	17	27	25	25	8	8	22.6	8	34.38
9 - 10	34	42	46	47	50	14	8	43.8	11	33.92
10 - 11	26	28	24	33	19	24	12	26	18	33.98
11 - 12	20	32	34	29	30	25	22	29	23.5	32.12
12 - 13	29	28	27	31	35	39	29	30	34	31.98
13 - 14	43	34	32	42	33	34	40	36.8	37	31.28
14 - 15	34	35	39	31	38	37	34	35.4	35.5	32.06
15 - 16	43	45	39	32	42	22	44	40.2	33	31.86
16 - 17	65	56	54	58	69	33	31	60.4	32	33.02
17 - 18	60	43	59	51	53	39	50	53.2	44.5	33.12
18 - 19	55	52	46	57	64	31	25	54.8	28	34.38
19 - 20	50	46	38	37	39	38	14	42	26	34.44
20 - 21	20	21	26	22	23	31	13	22.4	22	35.34
21 - 22	13	18	13	16	17	12	9	15.4	10.5	35.5
22 - 23	10	10	13	13	18	17	7	12.8	12	34.66
23 - 24	6	9	7	14	8	11	3	8.8	7	35.32
Totals	548	539	546	561	582	435	373			
% of Total	15.29%	15.04%	15.23%	15.65%	16.24%	12.14%	10.41%			

	15/11/2021	to	21/11/2021							
	Monday	Tuesday	Wednesday	Thursday	Friday	Saturday	Sunday	Week	Weekend	Week Day 85%
Hour	15/11/2021	16/11/2021	17/11/2021	18/11/2021	19/11/2021	20/11/2021	21/11/2021	Day Avg	Avg	Avg Speed
0 - 1	2	2	0	0	0	0	0	0.8	0	37.5
1 - 2	2	0	0	0	0	0	0	0.4	0	35
2 - 3	2	1	0	0	0	0	0	0.6	0	37.5
3 - 4	0	0	0	0	0	0	0	0	0	0
4 - 5	1	0	0	0	0	0	0	0.2	0	40
5 - 6	3	3	0	0	0	0	0	1.2	0	45
6 - 7	5	5	0	0	0	0	0	2	0	42.5
7 - 8	4	8	0	0	0	0	0	2.4	0	35
8 - 9	22	25	0	0	0	0	0	9.4	0	35
9 - 10	37	36	0	0	0	0	0	14.6	0	34.5
10 - 11	33	34	0	0	0	0	0	13.4	0	32.1
11 - 12	17	24	0	0	0	0	0	8.2	0	29.65
12 - 13	25	29	0	0	0	0	0	10.8	0	31
13 - 14	52	36	0	0	0	0	0	17.6	0	31.45
14 - 15	30	33	0	0	0	0	0	12.6	0	31.9
15 - 16	38	37	0	0	0	0	0	15	0	33
16 - 17	52	51	0	0	0	0	0	20.6	0	33.4
17 - 18	60	49	0	0	0	0	0	21.8	0	32.6
18 - 19	44	56	0	0	0	0	0	20	0	33.95
19 - 20	43	53	0	0	0	0	0	19.2	0	34.1
20 - 21	17	19	0	0	0	0	0	7.2	0	33.45
21 - 22	13	0	0	0	0	0	0	2.6	0	33
22 - 23	13	0	0	0	0	0	0	2.6	0	38.3
23 - 24	8	0	0	0	0	0	0	1.6	0	37.5
Totals	523	501	0	0	0	0	0			
% of Total	51.07%	48.93%	0%	0%	0%	0%	0%			

	22/11/2021	to	28/11/2021							
	Monday	Tuesday	Wednesday	Thursday	Friday	Saturday	Sunday	Week	Weekend	Week Day 85%
Hour	22/11/2021	23/11/2021	24/11/2021	25/11/2021	26/11/2021	27/11/2021	28/11/2021	Day Avg	Avg	Avg Speed
0 - 1	0	0	0	0	0	0	0	0	0	0
1 - 2	0	0	0	0	0	0	0	0	0	0
2 - 3	0	0	0	0	0	0	0	0	0	0
3 - 4	0	0	0	0	0	0	0	0	0	0
4 - 5	0	0	0	0	0	0	0	0	0	0
5 - 6	0	0	0	0	0	0	0	0	0	0
6 - 7	0	0	0	0	0	0	0	0	0	0
7 - 8	0	0	0	0	0	0	0	0	0	0
8 - 9	0	0	0	0	0	0	0	0	0	0
9 - 10	0	0	0	0	0	0	0	0	0	0
10 - 11	0	0	0	0	0	0	0	0	0	0
11 - 12	0	0	0	0	0	0	0	0	0	0
12 - 13	0	0	0	0	0	0	0	0	0	0
13 - 14	0	0	0	0	0	0	0	0	0	0
14 - 15	0	0	0	0	0	0	0	0	0	0
15 - 16	0	0	0	0	0	0	0	0	0	0
16 - 17	0	0	0	0	0	0	0	0	0	0
17 - 18	0	0	0	0	0	0	0	0	0	0
18 - 19	0	0	0	0	0	0	0	0	0	0
19 - 20	0	0	0	0	0	0	0	0	0	0
20 - 21	0	0	0	0	0	0	0	0	0	0
21 - 22	0	0	0	0	0	0	0	0	0	0
22 - 23	0	0	0	0	0	0	0	0	0	0
23 - 24	0	0	0	0	0	0	0	0	0	0
Totals	0	0	0	0	0	0	0			
% of Total	0%	0%	0%	0%	0%	0%	0%			

Hour	29/11/2021 Monday 29/11/2021	to Tuesday 30/11/2021	05/12/2021 Wednesday 01/12/2021	Thursday 02/12/2021	Friday 03/12/2021	Saturday 04/12/2021	Sunday 05/12/2021	Week Day Avg	Weekend Avg	Week Day 85% Avg Speed
0 - 1	0	0	0	0	2	1	7	0.4	4	30
1 - 2	0	0	0	2	0	4	1	0.4	2.5	35
2 - 3	0	0	0	1	1	0	0	0.4	0	35
3 - 4	0	0	0	0	0	0	0	0	0	0
4 - 5	0	0	0	6	1	1	1	1.4	1	35
5 - 6	0	0	0	4	5	6	2	1.8	4	29.4
6 - 7	0	0	0	22	20	5	5	8.4	5	34.4
7 - 8	0	0	0	73	51	17	7	24.8	12	32.3
8 - 9	0	0	0	66	57	40	15	24.6	27.5	30.75
9 - 10	0	0	0	56	39	42	43	19	42.5	29.65
10 - 11	0	0	0	50	44	53	45	18.8	49	30.75
11 - 12	0	0	0	39	44	60	49	16.6	54.5	30.15
12 - 13	0	0	0	30	42	47	33	14.4	40	31.25
13 - 14	0	0	6	32	68	49	30	21.2	39.5	30
14 - 15	0	0	44	76	45	33	41	33	37	29.7
15 - 16	0	0	40	56	47	28	27	28.6	27.5	31.8
16 - 17	0	0	50	61	55	37	37	33.2	37	31.03
17 - 18	0	0	60	46	48	42	22	30.8	32	30.43
18 - 19	0	0	31	21	30	26	25	16.4	25.5	32.7
19 - 20	0	0	22	24	27	21	18	14.6	19.5	32.4
20 - 21	0	0	11	9	14	17	7	6.8	12	34.43
21 - 22	0	0	6	7	7	8	6	4	7	30.5
22 - 23	0	0	5	4	13	7	4	4.4	5.5	30
23 - 24	0	0	2	2	1	17	1	1	9	35
Totals	0	0	277	687	661	561	426			
% of Total	0%	0%	10.6%	26.3%	25.31%	21.48%	16.31%			

	06/12/2021	to	12/12/2021							
	Monday	Tuesday	Wednesday	Thursday	Friday	Saturday	Sunday	Week	Weekend	Week Day 85%
Hour	06/12/2021	07/12/2021	08/12/2021	09/12/2021	10/12/2021	11/12/2021	12/12/2021	Day Avg	Avg	Avg Speed
0 - 1	0	3	2	1	1	4	3	1.4	3.5	30
1 - 2	0	1	1	1	2	3	2	1	2.5	36.25
2 - 3	0	0	2	0	0	1	3	0.4	2	35
3 - 4	1	1	2	1	0	0	1	1	0.5	36.25
4 - 5	4	5	2	3	3	2	1	3.4	1.5	36.76
5 - 6	6	7	7	4	5	1	2	5.8	1.5	35.26
6 - 7	16	14	15	14	12	9	6	14.2	7.5	37.5
7 - 8	61	60	67	55	54	15	3	59.4	9	33.18
8 - 9	61	65	74	55	81	34	11	67.2	22.5	32.84
9 - 10	59	55	54	55	48	53	33	54.2	43	32.06
10 - 11	46	54	54	47	52	52	44	50.6	48	30.98
11 - 12	57	45	42	51	45	58	53	48	55.5	31.5
12 - 13	34	48	35	41	45	50	45	40.6	47.5	31.8
13 - 14	40	41	44	43	42	43	24	42	33.5	32.28
14 - 15	48	39	51	58	53	44	44	49.8	44	32.4
15 - 16	48	50	46	56	62	57	45	52.4	51	32.14
16 - 17	41	39	48	52	57	41	33	47.4	37	31.48
17 - 18	32	43	52	56	42	35	19	45	27	32.02
18 - 19	13	37	43	32	41	24	24	33.2	24	32.84
19 - 20	17	19	21	18	31	13	14	21.2	13.5	32.86
20 - 21	9	12	11	9	20	11	5	12.2	8	32.5
21 - 22	4	7	8	28	10	7	6	11.4	6.5	33.2
22 - 23	5	2	4	6	8	10	4	5	7	34.46
23 - 24	6	1	1	1	7	3	3	3.2	3	34.5
Totals	608	648	686	687	721	570	428			
% of Total	13.98%	14.9%	15.78%	15.8%	16.58%	13.11%	9.84%			

	13/12/2021	to	19/12/2021							
	Monday	Tuesday	Wednesday	Thursday	Friday	Saturday	Sunday	Week	Weekend	Week Day 85%
Hour	13/12/2021	14/12/2021	15/12/2021	16/12/2021	17/12/2021	18/12/2021	19/12/2021	Day Avg	Avg	Avg Speed
0 - 1	0	0	0	0	3	3	3	0.6	3	30
1 - 2	0	0	2	0	1	2	0	0.6	1	35
2 - 3	0	0	2	3	2	0	3	1.4	1.5	35
3 - 4	3	0	0	2	0	0	0	1	0	40
4 - 5	3	2	3	3	1	2	1	2.4	1.5	39
5 - 6	4	6	11	8	8	3	3	7.4	3	34
6 - 7	24	29	28	26	25	9	4	26.4	6.5	37.16
7 - 8	58	51	58	52	37	27	8	51.2	17.5	33.16
8 - 9	64	60	68	61	67	43	15	64	29	33.06
9 - 10	45	54	53	56	43	48	29	50.2	38.5	31.76
10 - 11	45	50	60	59	61	41	59	55	50	30.54
11 - 12	45	47	39	51	49	69	47	46.2	58	31.82
12 - 13	45	49	53	34	55	54	49	47.2	51.5	31.94
13 - 14	39	38	36	35	53	49	31	40.2	40	32.88
14 - 15	45	62	52	60	44	39	26	52.6	32.5	32.78
15 - 16	51	53	44	50	50	46	24	49.6	35	31.8
16 - 17	44	58	50	42	66	38	22	52	30	31.06
17 - 18	45	53	56	56	41	45	24	50.2	34.5	32.38
18 - 19	24	43	49	27	37	34	21	36	27.5	32.56
19 - 20	13	28	23	11	22	25	13	19.4	19	32.34
20 - 21	5	6	9	10	20	16	11	10	13.5	32.26
21 - 22	9	9	10	10	10	9	13	9.6	11	32.68
22 - 23	11	8	12	7	5	6	6	8.6	6	37.5
23 - 24	3	5	2	4	5	5	2	3.8	3.5	30
Totals	625	711	720	667	705	613	414			
% of Total	14.03%	15.96%	16.16%	14.97%	15.82%	13.76%	9.29%			

	20/12/2021	to	26/12/2021							
	Monday	Tuesday	Wednesday	Thursday	Friday	Saturday	Sunday	Week	Weekend	Week Day 85%
Hour	20/12/2021	21/12/2021	22/12/2021	23/12/2021	24/12/2021	25/12/2021	26/12/2021	Day Avg	Avg	Avg Speed
0 - 1	2	2	2	0	3	1	0	1.8	0.5	37.5
1 - 2	0	0	0	2	1	1	0	0.6	0.5	35
2 - 3	2	0	0	1	0	0	0	0.6	0	37.5
3 - 4	0	1	4	2	2	0	0	1.8	0	34.58
4 - 5	5	4	3	2	0	0	0	2.8	0	36.88
5 - 6	9	6	6	4	4	3	1	5.8	2	33.66
6 - 7	18	26	22	17	17	3	1	20	2	35.16
7 - 8	40	46	43	32	29	4	4	38	4	33.5
8 - 9	42	41	50	46	30	12	5	41.8	8.5	32.98
9 - 10	54	40	55	52	39	10	16	48	13	32.46
10 - 11	59	59	45	57	47	33	29	53.4	31	31.5
11 - 12	48	53	53	64	67	25	31	57	28	31.82
12 - 13	56	47	53	59	49	31	36	52.8	33.5	32.42
13 - 14	53	46	47	51	54	26	21	50.2	23.5	32.48
14 - 15	45	42	49	42	48	12	18	45.2	15	32.4
15 - 16	33	46	52	47	47	15	18	45	16.5	32.02
16 - 17	58	41	54	43	49	19	21	49	20	30.54
17 - 18	50	51	39	40	35	18	16	43	17	32.48
18 - 19	19	23	45	32	28	15	9	29.4	12	32.72
19 - 20	20	16	16	24	14	11	15	18	13	33.56
20 - 21	15	14	11	9	16	10	9	13	9.5	32.66
21 - 22	10	9	8	9	13	5	9	9.8	7	32.16
22 - 23	4	5	9	8	7	4	6	6.6	5	30.66
23 - 24	3	1	6	5	1	5	2	3.2	3.5	32
Totals	645	619	672	648	600	263	267			
% of Total	17.37%	16.67%	18.09%	17.45%	16.16%	7.08%	7.19%			

	27/12/2021	to	02/01/2022							
	Monday	Tuesday	Wednesday	Thursday	Friday	Saturday	Sunday	Week	Weekend	Week Day 85%
Hour	27/12/2021	28/12/2021	29/12/2021	30/12/2021	31/12/2021	01/01/2022	02/01/2022	Day Avg	Avg	Avg Speed
0 - 1	2	2	2	1	1	10	0	1.6	5	33
1 - 2	0	2	0	0	0	6	0	0.4	3	25
2 - 3	0	0	0	0	0	2	0	0	1	0
3 - 4	0	1	2	2	2	3	1	1.4	2	40
4 - 5	1	2	5	2	1	2	0	2.2	1	37.5
5 - 6	2	4	5	5	1	0	3	3.4	1.5	35.16
6 - 7	2	2	11	13	17	2	3	9	2.5	34
7 - 8	6	8	18	17	21	2	6	14	4	35.86
8 - 9	23	16	28	23	27	7	12	23.4	9.5	33.08
9 - 10	20	29	43	42	30	26	27	32.8	26.5	32.74
10 - 11	42	30	48	35	48	26	41	40.6	33.5	31.54
11 - 12	48	34	50	64	49	33	46	49	39.5	30.84
12 - 13	44	36	33	43	48	37	48	40.8	42.5	32.56
13 - 14	38	47	44	52	38	34	37	43.8	35.5	32.42
14 - 15	30	28	25	45	49	27	27	35.4	27	32.26
15 - 16	21	27	36	36	39	21	27	31.8	24	32.68
16 - 17	25	22	41	38	41	28	24	33.4	26	31.54
17 - 18	24	18	39	27	31	22	20	27.8	21	33.58
18 - 19	23	19	24	27	22	16	9	23	12.5	34.34
19 - 20	11	5	22	19	16	13	10	14.6	11.5	32.46
20 - 21	5	13	11	6	6	8	12	8.2	10	33.3
21 - 22	9	8	9	3	5	6	4	6.8	5	36.26
22 - 23	8	2	8	6	4	3	2	5.6	2.5	35.5
23 - 24	1	7	15	5	2	6	3	6	4.5	35
Totals	385	362	519	511	498	340	362			
% of Total	12.93%	12.16%	17.43%	17.16%	16.73%	11.42%	12.16%			

	03/01/2022	to	09/01/2022							
	Monday	Tuesday	Wednesday	Thursday	Friday	Saturday	Sunday	Week	Weekend	Week Day 85%
Hour	03/01/2022	04/01/2022	05/01/2022	06/01/2022	07/01/2022	08/01/2022	09/01/2022	Day Avg	Avg	Avg Speed
0 - 1	0	0	1	0	0	0	1	0.2	0.5	25
1 - 2	1	1	0	0	0	1	3	0.4	2	32.5
2 - 3	0	0	1	1	1	1	1	0.6	1	36.67
3 - 4	3	0	0	0	0	0	2	0.6	1	40
4 - 5	3	3	1	1	2	2	1	2	1.5	38
5 - 6	4	5	9	6	5	2	2	5.8	2	33.5
6 - 7	2	17	23	22	21	11	2	17	6.5	37.08
7 - 8	7	51	56	52	58	16	6	44.8	11	34
8 - 9	18	32	71	67	50	32	15	47.6	23.5	32.76
9 - 10	41	41	57	54	54	38	29	49.4	33.5	31
10 - 11	43	64	37	50	34	40	46	45.6	43	31.58
11 - 12	45	37	46	47	51	53	46	45.2	49.5	32.02
12 - 13	35	37	46	34	37	35	46	37.8	40.5	31.76
13 - 14	38	42	34	46	28	40	28	37.6	34	32.96
14 - 15	19	50	34	33	39	23	27	35	25	32.82
15 - 16	25	31	52	50	48	21	30	41.2	25.5	32.5
16 - 17	30	38	46	45	46	40	32	41	36	31.84
17 - 18	23	39	52	39	44	25	21	39.4	23	32.28
18 - 19	13	28	27	30	41	26	21	27.8	23.5	31.76
19 - 20	9	13	19	14	21	18	11	15.2	14.5	35.62
20 - 21	7	6	8	6	16	17	9	8.6	13	33.12
21 - 22	4	6	9	15	8	6	12	8.4	9	35.42
22 - 23	4	3	5	5	8	7	3	5	5	35.26
23 - 24	0	3	1	3	5	3	2	2.4	2.5	36.88
Totals	374	547	635	620	617	457	396			
% of Total	10.26%	15%	17.42%	17%	16.92%	12.53%	10.86%			

	10/01/2022	to	16/01/2022							
	Monday	Tuesday	Wednesday	Thursday	Friday	Saturday	Sunday	Week	Weekend	Week Day 85%
Hour	10/01/2022	11/01/2022	12/01/2022	13/01/2022	14/01/2022	15/01/2022	16/01/2022	Day Avg	Avg	Avg Speed
0 - 1	1	0	2	1	*	*	*	1	0	35
1 - 2	1	1	2	0	*	*	*	1	0	35
2 - 3	0	0	1	1	*	*	*	0.5	0	35
3 - 4	0	0	0	0	*	*	*	0	0	0
4 - 5	4	2	2	3	*	*	*	2.75	0	40
5 - 6	7	7	10	4	*	*	*	7	0	32.7
6 - 7	27	26	19	26	*	*	*	24.5	0	36.2
7 - 8	59	70	66	66	*	*	*	65.25	0	32.2
8 - 9	62	52	67	68	*	*	*	62.25	0	32.12
9 - 10	51	46	46	54	*	*	*	49.25	0	31.88
10 - 11	44	44	44	57	*	*	*	47.25	0	31.48
11 - 12	32	47	45	43	*	*	*	41.75	0	31.3
12 - 13	33	35	42	38	*	*	*	37	0	32.1
13 - 14	36	37	31	45	*	*	*	37.25	0	33.5
14 - 15	52	37	55	25	*	*	*	42.25	0	32.1
15 - 16	50	51	52	*	*	*	*	51	0	32.53
16 - 17	39	33	48	*	*	*	*	40	0	33.37
17 - 18	43	47	44	*	*	*	*	44.67	0	33.5
18 - 19	14	32	28	*	*	*	*	24.67	0	34.23
19 - 20	22	9	23	*	*	*	*	18	0	34.37
20 - 21	7	10	11	*	*	*	*	9.33	0	32.27
21 - 22	10	9	11	*	*	*	*	10	0	33.6
22 - 23	3	1	5	*	*	*	*	3	0	41.67
23 - 24	2	1	2	*	*	*	*	1.67	0	31.67
Totals	599	597	656	431	0	0	0			
% of Total	26.24%	26.15%	28.73%	18.88%	0%	0%	0%			

Incoming Monthly Counts
Hall Lane leaving the village
Outside number 6

from Tue-Oct-26-2021-10-00-PM to Thu-Jan-13-2022-02-59-PM

Hour	Oct 2021							Week Day Avg	Weekend Avg	Week Day 85% Avg Speed
	Monday	Tuesday	Wednesday	Thursday	Friday	Saturday	Sunday			
0 - 1	*	*	2	0	3	2	5	1.67	3.5	32.5
1 - 2	*	*	1	0	1	3	5	0.67	4	32.5
2 - 3	*	*	0	3	1	0	1	1.33	0.5	35
3 - 4	*	*	0	1	1	0	0	0.67	0	32.5
4 - 5	*	*	2	2	2	3	1	2	2	40
5 - 6	*	*	6	7	5	1	0	6	0.5	36.67
6 - 7	*	*	5	8	6	2	2	6.33	2	33.33
7 - 8	*	*	21	13	11	4	4	15	4	30.7
8 - 9	*	*	28	14	19	11	6	20.33	8.5	31.9
9 - 10	*	*	35	32	29	13	7	32	10	29.17
10 - 11	*	*	31	19	22	29	24	24	26.5	30.2
11 - 12	*	*	34	34	30	23	27	32.67	25	29.2
12 - 13	*	*	38	43	28	37	38	36.33	37.5	29.13
13 - 14	*	*	45	32	40	39	38	39	38.5	29.4
14 - 15	*	*	42	40	23	35	28	35	31.5	28.97
15 - 16	*	*	34	37	37	42	26	36	34	29.63
16 - 17	*	*	44	34	47	37	35	41.67	36	30.03
17 - 18	*	*	54	45	41	39	45	46.67	42	31.43
18 - 19	*	*	54	31	39	41	33	41.33	37	29.4
19 - 20	*	*	21	30	38	24	23	29.67	23.5	32.87
20 - 21	*	*	12	19	16	21	19	15.67	20	31.67
21 - 22	*	*	6	5	18	12	17	9.67	14.5	33.33
22 - 23	*	6	7	7	13	9	11	8.25	10	34.38
23 - 24	*	3	3	2	6	13	6	3.5	9.5	35.83
Totals	0	9	525	458	476	440	401			
% of Total	0%	0.39%	22.74%	19.84%	20.61%	19.06%	17.37%			

Incoming Monthly Counts
Hall Lane leaving the village
Outside number 6

from Tue-Oct-26-2021-10-00-PM to Thu-Jan-13-2022-02-59-PM

Hour	Nov 2021							Week	Weekend	Week Day 85%
	Monday	Tuesday	Wednesday	Thursday	Friday	Saturday	Sunday	Day Avg	Avg	Avg Speed
0 - 1	7	15	5	8	5	12	13	8	12.5	38
1 - 2	8	2	0	1	4	6	11	3	8.5	33.75
2 - 3	4	3	2	1	0	0	6	2	3	37.5
3 - 4	1	1	2	0	3	1	1	1.4	1	41.25
4 - 5	3	1	3	4	1	0	0	2.4	0	34
5 - 6	4	5	3	4	3	4	2	3.8	3	41.66
6 - 7	18	16	13	16	13	7	5	15.2	6	40.5
7 - 8	15	22	17	8	9	10	8	14.2	9	36.26
8 - 9	65	69	49	53	49	14	10	57	12	35.08
9 - 10	110	123	92	86	91	40	19	100.4	29.5	34.16
10 - 11	92	97	63	60	48	57	31	72	44	33.26
11 - 12	78	90	67	63	69	60	49	73.4	54.5	31.42
12 - 13	95	104	57	67	77	78	58	80	68	32.66
13 - 14	137	110	69	79	71	72	75	93.2	73.5	32.44
14 - 15	102	103	74	72	93	68	63	88.8	65.5	32.76
15 - 16	128	130	82	80	93	75	77	102.6	76	32.3
16 - 17	168	166	112	116	135	77	71	139.4	74	33.64
17 - 18	169	154	113	107	114	84	99	131.4	91.5	33.26
18 - 19	140	171	87	110	135	77	52	128.6	64.5	34.3
19 - 20	141	144	77	76	81	67	37	103.8	52	34.54
20 - 21	56	56	54	48	41	47	27	51	37	34.92
21 - 22	47	32	33	28	37	22	19	35.4	20.5	35.88
22 - 23	36	26	23	23	29	32	13	27.4	22.5	36.3
23 - 24	23	16	16	20	14	22	9	17.8	15.5	36.44
Totals	1647	1656	1113	1130	1215	932	755			
% of Total	19.5%	19.6%	13.17%	13.38%	14.38%	11.03%	8.94%			

Incoming Monthly Counts
Hall Lane leaving the village
Outside number 6

from Tue-Oct-26-2021-10-00-PM to Thu-Jan-13-2022-02-59-PM

Hour	Dec 2021							Week Day Avg	Weekend Avg	Week Day 85% Avg Speed
	Monday	Tuesday	Wednesday	Thursday	Friday	Saturday	Sunday			
0 - 1	4	7	6	2	10	9	13	5.8	11	32.84
1 - 2	0	3	3	5	4	10	3	3	6.5	37.2
2 - 3	2	0	4	5	3	1	6	2.8	3.5	35.33
3 - 4	4	3	8	7	4	0	1	5.2	0.5	37.92
4 - 5	13	13	13	16	6	5	3	12.2	4	36.6
5 - 6	21	23	29	25	23	13	8	24.2	10.5	35.02
6 - 7	60	71	76	92	91	26	16	78	21	36.2
7 - 8	165	165	186	229	192	63	22	187.4	42.5	33.32
8 - 9	190	182	220	251	262	129	46	221	87.5	32.82
9 - 10	178	178	205	261	199	153	121	204.2	137	32.08
10 - 11	192	193	207	248	252	179	177	218.4	178	31.2
11 - 12	198	179	184	269	254	212	180	216.8	196	31.52
12 - 13	179	180	174	207	239	182	163	195.8	172.5	32.04
13 - 14	170	172	177	213	255	167	106	197.4	136.5	32.56
14 - 15	168	171	221	281	239	128	129	216	128.5	32.28
15 - 16	153	176	218	245	245	146	114	207.4	130	32.24
16 - 17	168	160	243	236	268	135	113	215	124	31.16
17 - 18	151	165	246	225	197	140	81	196.8	110.5	32.42
18 - 19	79	122	192	139	158	99	79	138	89	33.12
19 - 20	61	68	104	96	110	70	60	87.8	65	33.44
20 - 21	34	45	53	43	76	54	32	50.2	43	33.36
21 - 22	32	33	41	57	45	29	34	41.6	31.5	32.68
22 - 23	28	17	38	31	37	27	20	30.2	23.5	35.08
23 - 24	13	14	26	17	16	30	8	17.2	19	34.06
Totals	2263	2340	2874	3200	3185	2007	1535			
% of Total	13%	13.45%	16.51%	18.39%	18.3%	11.53%	8.82%			

Hour	Jan 2022							Week Day Avg	Weekend Avg	Week Day 85% Avg Speed
	Monday	Tuesday	Wednesday	Thursday	Friday	Saturday	Sunday			
0 - 1	1	0	3	1	0	10	1	1	5.5	35
1 - 2	2	2	2	0	0	7	3	1.2	5	35
2 - 3	0	0	2	2	1	3	1	1	2	36.67
3 - 4	3	0	0	0	0	3	3	0.6	3	40
4 - 5	7	5	3	4	2	4	1	4.2	2.5	39
5 - 6	11	12	19	10	5	2	5	11.4	3.5	32.94
6 - 7	29	43	42	48	21	13	5	36.6	9	36.26
7 - 8	66	121	122	118	58	18	12	97	15	33
8 - 9	80	84	138	135	50	39	27	97.4	33	32.7
9 - 10	92	87	103	108	54	64	56	88.8	60	31.54
10 - 11	87	108	81	107	34	66	87	83.4	76.5	31.74
11 - 12	77	84	91	90	51	86	92	78.6	89	31.7
12 - 13	68	72	88	72	37	72	94	67.4	83	32.18
13 - 14	74	79	65	91	28	74	65	67.4	69.5	33.4
14 - 15	71	87	89	58	39	50	54	68.8	52	32.78
15 - 16	75	82	104	50	48	42	57	71.8	49.5	32.7
16 - 17	69	71	94	45	46	68	56	65	62	32.82
17 - 18	66	86	96	39	44	47	41	66.2	44	32.86
18 - 19	27	60	55	30	41	42	30	42.6	36	33.28
19 - 20	31	22	42	14	21	31	21	26	26	34.98
20 - 21	14	16	19	6	16	25	21	14.2	23	32.76
21 - 22	14	15	20	15	8	12	16	14.4	14	34.86
22 - 23	7	4	10	5	8	10	5	6.8	7.5	36.36
23 - 24	2	4	3	3	5	9	5	3.4	7	35.5
Totals	973	1144	1291	1051	617	797	758			
% of Total	14.67%	17.25%	19.47%	15.85%	9.3%	12.02%	11.43%			

Incoming Weekly Speeds
Hall Lane leaving the village
Outside number 6

from Tue-Oct-26-2021-10-00-PM to Thu-Jan-13-2022-02-59-PM

	25/10/2021	to	31/10/2021							
	Monday	Tuesday	Wednesday	Thursday	Friday	Saturday	Sunday	Week	Weekend	Week Day 85%
Hour	25/10/2021	26/10/2021	27/10/2021	28/10/2021	29/10/2021	30/10/2021	31/10/2021	Day Avg	Avg	Avg Speed
0 - 1	*	*	29.5	0	25.33	32	26	27	27.71	32.5
1 - 2	*	*	37	0	22	30.33	32	29.5	31.38	32.5
2 - 3	*	*	0	30.33	32	0	32	30.75	32	35
3 - 4	*	*	0	32	27	0	0	29.5	0	32.5
4 - 5	*	*	34.5	24.5	34.5	37	37	31.17	37	40
5 - 6	*	*	32.83	29.86	29	22	0	30.61	22	36.67
6 - 7	*	*	32	29.75	21.33	24.5	29.5	27.68	27	33.33
7 - 8	*	*	28.67	25.23	25	27	26	26.78	26.5	30.7
8 - 9	*	*	30.07	23.86	23.58	25.73	32	26.62	27.94	31.9
9 - 10	*	*	27.89	19.56	23.1	23.69	28.43	23.67	25.35	29.17
10 - 11	*	*	25.42	23.58	22	23.62	27.62	23.89	25.43	30.2
11 - 12	*	*	23.85	24.06	22.4	25.61	28.26	23.48	27.04	29.2
12 - 13	*	*	25.84	22.63	23.5	26.92	29.55	23.97	28.25	29.13
13 - 14	*	*	26.64	23.19	23.05	26.21	28.55	24.47	27.36	29.4
14 - 15	*	*	27.76	20.8	20.7	27.03	30.07	23.56	28.38	28.97
15 - 16	*	*	26.65	22.92	23	29.19	27.69	24.12	28.62	29.63
16 - 17	*	*	26.52	21.91	25	27.59	30.83	24.7	29.17	30.03
17 - 18	*	*	27.13	25.24	25.2	30.79	27.76	25.96	29.17	31.43
18 - 19	*	*	27.98	24.61	22.36	27.56	26.97	25.37	27.3	29.4
19 - 20	*	*	30.1	25.23	25.58	30.58	28.78	26.53	29.7	32.87
20 - 21	*	*	28.75	24.74	24.06	29.9	28.21	25.53	29.1	31.67
21 - 22	*	*	32.83	26	26.39	30.75	27.76	27.66	29	33.33
22 - 23	*	33.67	30	25	26.38	27.67	31.64	28.18	29.85	34.38
23 - 24	*	32	33.67	27.5	28	31.85	27.83	30	30.58	35.83
Totals	0	65.7	645.6	552.5	600.5	617.5	644.6			
% of Total	0%	2.1%	20.65%	17.67%	19.21%	19.75%	20.62%			

Incoming Weekly Speeds
Hall Lane leaving the village
Outside number 6

from Tue-Oct-26-2021-10-00-PM to Thu-Jan-13-2022-02-59-PM

	01/11/2021	to	07/11/2021							
	Monday	Tuesday	Wednesday	Thursday	Friday	Saturday	Sunday	Week	Weekend	Week Day 85%
Hour	01/11/2021	02/11/2021	03/11/2021	04/11/2021	05/11/2021	06/11/2021	07/11/2021	Day Avg	Avg	Avg Speed
0 - 1	29.5	34.67	32	30.33	39.5	32.71	31.17	33.4	32	41
1 - 2	32	32	0	0	27	35.33	27.83	30.33	30.33	35
2 - 3	42	32	24.5	0	0	0	25.33	30.75	25.33	36.67
3 - 4	0	32	42	0	27	0	0	32	0	38.33
4 - 5	32	0	32	28.67	12	0	0	27	0	30
5 - 6	37	32	29.5	42	42	37	32	36.29	35.33	41
6 - 7	33.38	31.17	34.83	31.38	34.86	33	37	33.09	34.14	39.16
7 - 8	33.25	31.43	30.56	29.75	29	33.67	30.75	30.89	32	35.5
8 - 9	28.38	30.96	31.27	28.11	30.5	28	32	29.79	29	35.84
9 - 10	28.9	27.11	29.09	28.97	30.59	27.92	29.82	28.9	28.49	34.04
10 - 11	21.76	24.8	25.95	25.52	29.93	26.48	31.42	25.49	28.29	32.46
11 - 12	21.85	25.68	28.94	25.21	26.56	27.34	27	25.51	27.19	31.22
12 - 13	26.41	25.21	28.3	28.39	28.31	27.51	26.21	27.18	26.96	33.18
13 - 14	24.6	24.33	28.38	27.7	28.03	26.95	32.49	26.53	29.6	32.8
14 - 15	25.37	26.11	27.97	28.17	28.09	25.68	30.52	27.24	28.02	33.06
15 - 16	25.96	25.9	28.21	25.75	28.8	25.17	27.55	26.92	26.08	32.08
16 - 17	26.9	28.92	29.1	28.67	29.3	24.5	28.08	28.64	26.2	33.84
17 - 18	27.12	28.9	26.43	28.54	27.62	26.64	29.53	27.77	28.15	33.46
18 - 19	30.07	29.92	27.61	28.13	28.24	28.48	28.19	28.8	28.37	34.3
19 - 20	28.94	29.96	28.69	30	29.55	28.93	30.17	29.42	29.48	34.62
20 - 21	28.26	31.19	28.71	30.35	31.33	29.44	33.64	29.84	31.4	36.2
21 - 22	28.86	30.71	31.35	30	28.6	31.1	32.6	29.83	31.85	35.34
22 - 23	34	30	30.1	29.6	31.27	30.47	31.17	31.05	30.67	36.46
23 - 24	29.33	34.86	29.78	30.33	31.33	31.55	27	30.97	29.94	36.5
Totals	676	679.9	685.3	615.6	679.3	617.7	661.4			
% of Total	14.65%	14.73%	14.85%	13.34%	14.72%	13.38%	14.33%			

Incoming Weekly Speeds
Hall Lane leaving the village
Outside number 6

from Tue-Oct-26-2021-10-00-PM to Thu-Jan-13-2022-02-59-PM

	08/11/2021	to	14/11/2021							
	Monday	Tuesday	Wednesday	Thursday	Friday	Saturday	Sunday	Week	Weekend	Week Day 85%
Hour	08/11/2021	09/11/2021	10/11/2021	11/11/2021	12/11/2021	13/11/2021	14/11/2021	Day Avg	Avg	Avg Speed
0 - 1	35.33	32.71	30.33	28	27	29	30.57	30.81	29.92	38
1 - 2	27	32	0	27	37	28.67	29	30.57	28.87	36.25
2 - 3	37	27	0	42	0	0	37	35.33	37	38.33
3 - 4	47	0	32	0	32	22	37	37	29.5	40
4 - 5	37	37	29.5	37	0	0	0	34	0	40
5 - 6	0	37	37	32	47	32	22	36.17	28.67	42.5
6 - 7	33	35.2	35.57	32	37	34.5	32	34.45	33	40.32
7 - 8	31.29	28.57	34.12	26	32	31.43	30.75	30.88	31.18	35.66
8 - 9	30	29.76	27.44	29.64	26.56	28.38	30.25	28.51	29.31	34.38
9 - 10	28.09	29.81	28.28	29.45	30.14	26.07	29.5	29.22	27.32	33.92
10 - 11	28.42	29.14	28.38	27.09	28.53	25.79	29.58	28.25	27.06	33.98
11 - 12	23.15	25.91	27.38	26.03	28.2	24.64	27.45	26.37	25.96	32.12
12 - 13	26.21	28.5	23.59	26.1	28.31	27.44	28.86	26.63	28.04	31.98
13 - 14	24.79	27.38	22.44	25.38	27.61	26.15	26.02	25.5	26.08	31.28
14 - 15	25.26	26.54	26.36	25.77	28.45	26.38	28	26.53	27.15	32.06
15 - 16	25.79	26.49	27	25.91	28.88	27.64	25.32	26.85	26.09	31.86
16 - 17	23.57	26.96	28.91	28.91	27.81	26.42	28.81	27.15	27.58	33.02
17 - 18	28.92	26.65	25.78	27.37	28.15	28.08	29.58	27.41	28.92	33.12
18 - 19	28.36	29.31	29.24	29.4	29.09	27.1	29.72	29.08	28.27	34.38
19 - 20	27.6	28.61	31.08	29.68	28.79	28.24	31	29.04	28.98	34.44
20 - 21	31.1	31.1	28.62	28.73	28.09	28.55	33.62	29.44	30.05	35.34
21 - 22	26.08	31.94	27.92	31.19	27.71	31.17	26.44	29.18	29.14	35.5
22 - 23	30.1	29.1	29.46	27.54	28.61	28.59	32	28.88	29.58	34.66
23 - 24	29.5	30.44	28	28.43	32.62	28.18	28.67	29.68	28.29	35.32
Totals	684.6	687.1	638.4	670.5	669.5	616.3	683.2			
% of Total	14.72%	14.78%	13.73%	14.42%	14.4%	13.25%	14.69%			

	15/11/2021	to	21/11/2021							
	Monday	Tuesday	Wednesday	Thursday	Friday	Saturday	Sunday	Week	Weekend	Week Day 85%
Hour	15/11/2021	16/11/2021	17/11/2021	18/11/2021	19/11/2021	20/11/2021	21/11/2021	Day Avg	Avg	Avg Speed
0 - 1	37	24.5	0	0	0	0	0	30.75	0	37.5
1 - 2	32	0	0	0	0	0	0	32	0	35
2 - 3	37	32	0	0	0	0	0	35.33	0	37.5
3 - 4	0	0	0	0	0	0	0	0	0	0
4 - 5	37	0	0	0	0	0	0	37	0	40
5 - 6	35.33	37	0	0	0	0	0	36.17	0	45
6 - 7	34	35	0	0	0	0	0	34.5	0	42.5
7 - 8	29.5	31.5	0	0	0	0	0	30.83	0	35
8 - 9	29.27	30.04	0	0	0	0	0	29.68	0	35
9 - 10	30.24	29.78	0	0	0	0	0	30.01	0	34.5
10 - 11	25.94	23.21	0	0	0	0	0	24.55	0	32.1
11 - 12	28.12	19.62	0	0	0	0	0	23.15	0	29.65
12 - 13	25.36	22.38	0	0	0	0	0	23.76	0	31
13 - 14	25.27	26.25	0	0	0	0	0	25.67	0	31.45
14 - 15	25.87	22	0	0	0	0	0	23.84	0	31.9
15 - 16	27.11	25.59	0	0	0	0	0	26.36	0	33
16 - 17	27.27	27.75	0	0	0	0	0	27.5	0	33.4
17 - 18	27.68	26.06	0	0	0	0	0	26.95	0	32.6
18 - 19	29.3	27.82	0	0	0	0	0	28.47	0	33.95
19 - 20	29.47	28.91	0	0	0	0	0	29.16	0	34.1
20 - 21	28.59	28.32	0	0	0	0	0	28.44	0	33.45
21 - 22	28.38	0	0	0	0	0	0	28.38	0	33
22 - 23	31.69	0	0	0	0	0	0	31.69	0	38.3
23 - 24	28.88	0	0	0	0	0	0	28.88	0	37.5
Totals	690.4	497.6	0	0	0	0	0			
% of Total	58.11%	41.89%	0%	0%	0%	0%	0%			

	22/11/2021	to	28/11/2021							
	Monday	Tuesday	Wednesday	Thursday	Friday	Saturday	Sunday	Week	Weekend	Week Day 85%
Hour	22/11/2021	23/11/2021	24/11/2021	25/11/2021	26/11/2021	27/11/2021	28/11/2021	Day Avg	Avg	Avg Speed
0 - 1	0	0	0	0	0	0	0	0	0	0
1 - 2	0	0	0	0	0	0	0	0	0	0
2 - 3	0	0	0	0	0	0	0	0	0	0
3 - 4	0	0	0	0	0	0	0	0	0	0
4 - 5	0	0	0	0	0	0	0	0	0	0
5 - 6	0	0	0	0	0	0	0	0	0	0
6 - 7	0	0	0	0	0	0	0	0	0	0
7 - 8	0	0	0	0	0	0	0	0	0	0
8 - 9	0	0	0	0	0	0	0	0	0	0
9 - 10	0	0	0	0	0	0	0	0	0	0
10 - 11	0	0	0	0	0	0	0	0	0	0
11 - 12	0	0	0	0	0	0	0	0	0	0
12 - 13	0	0	0	0	0	0	0	0	0	0
13 - 14	0	0	0	0	0	0	0	0	0	0
14 - 15	0	0	0	0	0	0	0	0	0	0
15 - 16	0	0	0	0	0	0	0	0	0	0
16 - 17	0	0	0	0	0	0	0	0	0	0
17 - 18	0	0	0	0	0	0	0	0	0	0
18 - 19	0	0	0	0	0	0	0	0	0	0
19 - 20	0	0	0	0	0	0	0	0	0	0
20 - 21	0	0	0	0	0	0	0	0	0	0
21 - 22	0	0	0	0	0	0	0	0	0	0
22 - 23	0	0	0	0	0	0	0	0	0	0
23 - 24	0	0	0	0	0	0	0	0	0	0
Totals	0	0	0	0	0	0	0			
% of Total	0%	0%	0%	0%	0%	0%	0%			

	29/11/2021	to	05/12/2021							
	Monday	Tuesday	Wednesday	Thursday	Friday	Saturday	Sunday	Week	Weekend	Week Day 85%
Hour	29/11/2021	30/11/2021	01/12/2021	02/12/2021	03/12/2021	04/12/2021	05/12/2021	Day Avg	Avg	Avg Speed
0 - 1	0	0	0	0	27	27	30	27	29.62	30
1 - 2	0	0	0	32	0	27	32	32	28	35
2 - 3	0	0	0	32	32	0	0	32	0	35
3 - 4	0	0	0	0	0	0	0	0	0	0
4 - 5	0	0	0	29.5	32	32	37	29.86	34.5	35
5 - 6	0	0	0	28.25	26	31.17	27	27	30.12	29.4
6 - 7	0	0	0	28.86	29.85	31	34.2	29.33	32.6	34.4
7 - 8	0	0	0	26.44	28.33	28.59	28.43	27.22	28.54	32.3
8 - 9	0	0	0	25.95	26.74	26.52	26.8	26.32	26.6	30.75
9 - 10	0	0	0	25.54	25.59	26.55	28.02	25.56	27.29	29.65
10 - 11	0	0	0	25.96	25.7	25.64	28.04	25.84	26.74	30.75
11 - 12	0	0	0	26.67	25.36	27.95	26.29	25.98	27.2	30.15
12 - 13	0	0	0	26.67	25.86	28.74	28.42	26.19	28.61	31.25
13 - 14	0	0	24.17	27.12	27.78	27.22	27.47	27.38	27.32	30
14 - 15	0	0	25.25	25.76	25.76	26.67	27.2	25.62	26.96	29.7
15 - 16	0	0	26.1	27.07	27.17	26.82	28	26.83	27.4	31.8
16 - 17	0	0	26.2	23.97	27.29	24.81	24.97	25.74	24.89	31.03
17 - 18	0	0	26.57	25.15	25.85	26.24	27.18	25.92	26.56	30.43
18 - 19	0	0	28.19	26.67	27.27	27.19	28.8	27.46	27.98	32.7
19 - 20	0	0	25.41	27	26.85	28.24	28.22	26.47	28.23	32.4
20 - 21	0	0	28	29.89	27.43	29.24	27.29	28.26	28.67	34.43
21 - 22	0	0	28.17	28.57	25.57	30.25	28.67	27.4	29.57	30.5
22 - 23	0	0	28.2	29.5	28	28.43	27	28.32	27.91	30
23 - 24	0	0	27	32	32	27.53	27	30	27.5	35
Totals	0	0	293.3	610.8	605.7	614.5	628			
% of Total	0%	0%	10.66%	22.19%	22.01%	22.33%	22.82%			

	06/12/2021	to	12/12/2021							
	Monday	Tuesday	Wednesday	Thursday	Friday	Saturday	Sunday	Week	Weekend	Week Day 85%
Hour	06/12/2021	07/12/2021	08/12/2021	09/12/2021	10/12/2021	11/12/2021	12/12/2021	Day Avg	Avg	Avg Speed
0 - 1	0	24	27	27	27	27	24	25.71	25.71	30
1 - 2	0	32	32	32	34.5	30.33	29.5	33	30	36.25
2 - 3	0	0	27	0	0	32	28.67	27	29.5	35
3 - 4	27	32	34.5	37	0	0	32	33	32	36.25
4 - 5	27.25	33.2	32	33.67	33.67	32	32	31.82	32	36.76
5 - 6	25.5	29.86	28.43	32	29	32	34.5	28.76	33.67	35.26
6 - 7	31.88	29.93	30.73	32.5	30.42	29.44	28.67	31.13	29.13	37.5
7 - 8	28.49	27.82	29.13	27.96	28.2	28.53	27	28.35	28.28	33.18
8 - 9	27.56	26.82	27.32	28.62	28.02	27.94	30	27.65	28.44	32.84
9 - 10	26.2	25.58	27.63	27.42	26.81	27.98	27.27	26.72	27.71	32.06
10 - 11	26.7	24.7	26.8	24.09	27.9	27.38	27.95	26.06	27.65	30.98
11 - 12	25.98	25.4	27.81	26.8	27.07	26.79	28.08	26.57	27.41	31.5
12 - 13	27.5	24.79	24.97	27.95	27.09	27.24	29	26.42	28.07	31.8
13 - 14	25.55	26.83	28.3	28.53	26.93	27.67	26.62	27.26	27.3	32.28
14 - 15	26.25	27.51	27.04	28.07	29.51	27.34	27.68	27.73	27.51	32.4
15 - 16	26.17	25.62	27.28	26.32	27.66	26.51	27.13	26.65	26.78	32.14
16 - 17	25.71	26.74	28.04	26.69	27.6	27.44	25.18	27.02	26.43	31.48
17 - 18	25.84	25.44	26.75	27.05	29.12	29.66	28.32	26.89	29.19	32.02
18 - 19	27.15	24.65	28	28.19	30.49	28.29	25.08	27.84	26.69	32.84
19 - 20	28.29	28.79	28.38	24.06	29.68	28.46	31.29	28.08	29.93	32.86
20 - 21	26	25.5	30.82	24.33	27.25	29	24	26.93	27.44	32.5
21 - 22	25.75	30.71	30.88	23.07	28.8	24.14	27	26.3	25.46	33.2
22 - 23	31.2	29.5	33.25	27	30.25	29.2	29.5	30.08	29.29	34.46
23 - 24	24.5	27	32	37	29.14	30.33	28.67	27.94	29.5	34.5
Totals	566.5	634.2	695.9	657.5	636	656.5	679.3			
% of Total	12.52%	14.01%	15.38%	14.53%	14.05%	14.51%	15.01%			

	13/12/2021	to	19/12/2021							
	Monday	Tuesday	Wednesday	Thursday	Friday	Saturday	Sunday	Week	Weekend	Week Day 85%
Hour	13/12/2021	14/12/2021	15/12/2021	16/12/2021	17/12/2021	18/12/2021	19/12/2021	Day Avg	Avg	Avg Speed
0 - 1	0	0	0	0	22	32	27	22	29.5	30
1 - 2	0	0	39.5	0	22	29.5	0	33.67	29.5	35
2 - 3	0	0	29.5	28.67	29.5	0	32	29.14	32	35
3 - 4	34	0	0	34.5	0	0	0	34.2	0	40
4 - 5	33.67	34.5	33.67	34	32	34.5	32	33.75	33.67	39
5 - 6	25.75	28.67	30.64	30.12	30.12	38.67	30.33	29.57	34.5	34
6 - 7	31.38	31.97	28.68	31.23	28.4	29.89	30.75	30.34	30.15	37.16
7 - 8	28.03	29.04	28.69	28.08	29.68	26.67	27.12	28.63	26.77	33.16
8 - 9	28.2	27.28	27.97	27.38	27.1	28.51	25.47	27.59	27.72	33.06
9 - 10	27.09	27.54	27.34	25.95	27.93	27.9	26.93	27.13	27.53	31.76
10 - 11	25.87	25.64	26	26.49	24.79	26.44	27.24	25.75	26.91	30.54
11 - 12	27.6	26	25	28.69	26.61	26.36	27.7	26.87	26.91	31.82
12 - 13	26.84	26.9	24.4	28.47	27.15	27.15	28.22	26.61	27.66	31.94
13 - 14	27.18	28.82	26.94	28.06	27.77	26.88	28.58	27.76	27.54	32.88
14 - 15	26.73	27.35	28.65	26.7	28.48	26.85	24.12	27.54	25.75	32.78
15 - 16	27.31	27.45	27.07	25.96	26.1	26.57	27.29	26.78	26.81	31.8
16 - 17	26.43	26.34	26.46	26.74	27.11	24.66	26.82	26.64	25.45	31.06
17 - 18	27.16	27.77	27.3	26.73	27.02	24.67	24.08	27.2	24.46	32.38
18 - 19	25.5	26.81	28.12	27.78	28.24	27.56	28.24	27.43	27.82	32.56
19 - 20	25.23	29.96	26.74	28.09	27.91	24.28	23.62	27.89	24.05	32.34
20 - 21	29	22.83	27.67	25.6	28.05	29.12	26.55	26.96	28.07	32.26
21 - 22	26.44	26.44	29.2	27.1	27.7	27.67	24.46	27.42	25.77	32.68
22 - 23	30.64	33.88	30.83	29.14	29	27	26.17	30.86	26.58	37.5
23 - 24	18.67	28	29.5	29.5	28.2	25.2	22	27.05	24.29	30
Totals	578.7	563.2	629.9	625	632.7	618.2	596.6			
% of Total	13.63%	13.27%	14.84%	14.73%	14.91%	14.57%	14.06%			

	20/12/2021	to	26/12/2021							
	Monday	Tuesday	Wednesday	Thursday	Friday	Saturday	Sunday	Week	Weekend	Week Day 85%
Hour	20/12/2021	21/12/2021	22/12/2021	23/12/2021	24/12/2021	25/12/2021	26/12/2021	Day Avg	Avg	Avg Speed
0 - 1	29.5	32	34.5	0	28.67	27	0	30.89	27	37.5
1 - 2	0	0	0	29.5	32	22	0	30.33	22	35
2 - 3	32	0	0	32	0	0	0	32	0	37.5
3 - 4	0	32	26	32	37	0	0	30.44	0	34.58
4 - 5	31.2	34.5	30.33	32	0	0	0	32.07	0	36.88
5 - 6	30.44	24.67	27.83	29.75	32	33.67	27	28.83	32	33.66
6 - 7	31.67	27.77	28.32	31	30.35	23.67	32	29.58	25.75	35.16
7 - 8	27.33	30.39	27.44	28.94	28.1	30.75	32	28.48	31.38	33.5
8 - 9	28.33	28.59	26.86	27.74	28.73	29.67	27	27.96	28.88	32.98
9 - 10	26.93	25.98	26.71	28.19	28.31	28.2	31.31	27.22	30.12	32.46
10 - 11	25.95	27.22	27.18	27.11	27.74	29.73	28	27	28.92	31.5
11 - 12	27.31	26.81	25.13	27.42	28.21	29.44	28.55	27.05	28.95	31.82
12 - 13	26.93	28.19	26.92	27.42	28.76	27.55	26.22	27.6	26.84	32.42
13 - 14	27.23	28.46	26.74	27.49	25.63	28.81	28.33	27.07	28.6	32.48
14 - 15	27.93	25.26	26.51	27.12	27.35	30.75	28.83	26.85	29.6	32.4
15 - 16	26.36	27.46	25.13	26.11	27.51	26.47	27.22	26.49	26.88	32.02
16 - 17	25.78	26.95	25.43	27	25.2	28.21	28.19	26	28.2	30.54
17 - 18	25.26	26.02	27.9	28	28.63	26.94	26.56	26.98	26.76	32.48
18 - 19	25.68	28.39	28.04	26.66	27.57	29.4	27.11	27.4	28.54	32.72
19 - 20	28.4	29.62	28.69	27.25	28.21	29.91	26.67	28.33	28.04	33.56
20 - 21	24.8	23.93	29	31.56	26	28.6	23.11	26.55	26	32.66
21 - 22	28.5	24.44	31	26	26.85	32	24.89	27.27	27.43	32.16
22 - 23	23.5	25.2	28.78	31	27.86	27	29.5	27.94	28.5	30.66
23 - 24	23.67	32	28.67	23.2	27	33	29.5	26.12	32	32
Totals	604.6	616	612.9	654.4	627.7	602.8	531.9			
% of Total	14.22%	14.49%	14.42%	15.4%	14.77%	14.18%	12.51%			

	27/12/2021	to	02/01/2022							
	Monday	Tuesday	Wednesday	Thursday	Friday	Saturday	Sunday	Week	Weekend	Week Day 85%
Hour	27/12/2021	28/12/2021	29/12/2021	30/12/2021	31/12/2021	01/01/2022	02/01/2022	Day Avg	Avg	Avg Speed
0 - 1	34.5	29.5	29.5	27	22	25.7	0	29.5	25.7	33
1 - 2	0	19.5	0	0	0	26.17	0	19.5	26.17	25
2 - 3	0	0	0	0	0	34.5	0	0	34.5	0
3 - 4	0	37	32	37	32	27	37	34.14	29.5	40
4 - 5	32	34.5	33	34.5	32	34.5	0	33.36	34.5	37.5
5 - 6	32	30.75	31	28	37	0	33.67	30.53	33.67	35.16
6 - 7	27	29.5	29.91	30.62	30.12	32	32	30.04	32	34
7 - 8	32.83	30.75	27.61	28.06	29.33	29.5	29.5	29.04	29.5	35.86
8 - 9	27.57	29.44	27.96	27.43	28.15	25.57	27.5	28.03	26.79	33.08
9 - 10	29.85	27.24	27.33	27.21	26.53	28.27	28.41	27.45	28.34	32.74
10 - 11	26.4	27.93	26.52	27.34	25.96	27.27	27.85	26.71	27.63	31.54
11 - 12	25.77	26.71	26.84	26.53	25.84	28.91	27.59	26.33	28.14	30.84
12 - 13	26.3	28.75	26.15	27.95	27.98	27.05	27.62	27.45	27.38	32.56
13 - 14	28.32	27.09	27.95	26.79	28.32	27.91	26.78	27.62	27.32	32.42
14 - 15	26.1	27.75	27.48	26.53	27.8	26.07	27.74	27.14	26.91	32.26
15 - 16	28.43	27.41	27.58	25.44	27.67	27.43	26.44	27.2	26.88	32.68
16 - 17	27.84	26.55	26.2	26.53	26.66	25.93	28.71	26.68	27.21	31.54
17 - 18	27.88	27.94	27.31	28.41	28.84	29.27	28.1	28.04	28.71	33.58
18 - 19	28.13	30.47	29.25	25.93	30.27	30.62	27.22	28.64	29.4	34.34
19 - 20	27.45	26	27.05	28.47	29.31	29.23	29	27.9	29.13	32.46
20 - 21	30.4	29.46	29.82	28.67	32.83	29	26.25	30.05	27.35	33.3
21 - 22	29.44	27.75	30.33	32.33	26.2	27.17	27	29.06	27.1	36.26
22 - 23	31.38	29.5	27.62	29.67	30.75	30.67	29.5	29.71	30.2	35.5
23 - 24	37	27.14	26.53	29	19.5	26.33	32	26.97	28.22	35
Totals	616.6	658.7	624.8	629.3	625	656.2	579.8			
% of Total	14.04%	15%	14.23%	14.33%	14.24%	14.95%	13.21%			

	03/01/2022	to	09/01/2022							
	Monday	Tuesday	Wednesday	Thursday	Friday	Saturday	Sunday	Week	Weekend	Week Day 85%
Hour	03/01/2022	04/01/2022	05/01/2022	06/01/2022	07/01/2022	08/01/2022	09/01/2022	Day Avg	Avg	Avg Speed
0 - 1	0	0	22	0	0	0	32	22	32	25
1 - 2	27	32	0	0	0	27	28.67	29.5	28.25	32.5
2 - 3	0	0	37	32	32	27	32	33.67	29.5	36.67
3 - 4	32	0	0	0	0	0	34.5	32	34.5	40
4 - 5	32	30.33	27	37	34.5	32	37	32	33.67	38
5 - 6	29.5	28.2	28.22	25.33	26.2	32	29.5	27.45	30.75	33.5
6 - 7	32	31.88	30.91	30.82	30.67	29.27	29.5	31.05	29.31	37.08
7 - 8	31.29	28.33	26.95	28.98	28.66	29.75	32.17	28.31	30.41	34
8 - 9	26.89	27.41	27.42	27.25	28.42	26.88	28.73	27.54	27.47	32.76
9 - 10	26.66	26.17	26.3	26.63	26.54	26.63	26.34	26.46	26.51	31
10 - 11	28.16	24.41	27.81	26.6	24.88	27.33	27.74	26.22	27.55	31.58
11 - 12	27.4	27.14	27.07	26.79	27.02	28.57	27.09	27.08	27.88	32.02
12 - 13	27.49	26.51	25.33	25.97	29.05	27.83	25.76	26.8	26.65	31.76
13 - 14	27.16	26.86	27.56	27.74	29.29	28.33	27.71	27.62	28.07	32.96
14 - 15	25.05	26.88	27.94	28.18	28.28	26.57	26.81	27.45	26.7	32.82
15 - 16	27.24	27.74	27.12	27.02	27.35	28.38	27.07	27.26	27.61	32.5
16 - 17	25.17	26.47	25.8	27.98	28.63	28.17	28.97	26.95	28.53	31.84
17 - 18	26.83	28	26.33	27.31	27.98	30	26.9	27.28	28.59	32.28
18 - 19	24.77	26.14	24.78	26.43	27.41	30.12	27.62	26.19	29	31.76
19 - 20	31.56	31.69	30.58	26.86	29.1	25.22	25.27	29.79	25.24	35.62
20 - 21	24.14	29.67	28.88	26.17	31.5	26.94	26.56	28.81	26.81	33.12
21 - 22	29.5	29.5	32.22	27.8	29	30.5	22.25	29.38	25	35.42
22 - 23	29.5	30.67	31	33.2	27	25.57	22.33	29.88	24.6	35.26
23 - 24	0	30.33	32	32.33	34	38.67	27	32.5	34	36.88
Totals	591.5	596.3	620.1	598.4	607.6	632.8	679.5			
% of Total	13.67%	13.78%	14.33%	13.83%	14.04%	14.63%	15.71%			

	10/01/2022	to	16/01/2022							
	Monday	Tuesday	Wednesday	Thursday	Friday	Saturday	Sunday	Week	Weekend	Week Day 85%
Hour	10/01/2022	11/01/2022	12/01/2022	13/01/2022	14/01/2022	15/01/2022	16/01/2022	Day Avg	Avg	Avg Speed
0 - 1	22	0	32	42	*	*	*	32	*	35
1 - 2	27	32	32	0	*	*	*	30.75	*	35
2 - 3	0	0	32	32	*	*	*	32	*	35
3 - 4	0	0	0	0	*	*	*	*	*	0
4 - 5	37	34.5	27	32	*	*	*	33.36	*	40
5 - 6	27.86	27.71	26.1	27	*	*	*	27.07	*	32.7
6 - 7	28.63	30.65	28.63	29.31	*	*	*	29.35	*	36.2
7 - 8	27.59	28.14	28.33	26.5	*	*	*	27.65	*	32.2
8 - 9	26.65	28.56	27.22	26.85	*	*	*	27.26	*	32.12
9 - 10	27.37	27.17	27.3	27.22	*	*	*	27.27	*	31.88
10 - 11	28.18	29	25.7	25.26	*	*	*	26.92	*	31.48
11 - 12	26.31	27.74	26.29	25.91	*	*	*	26.6	*	31.3
12 - 13	28.12	27.54	25.1	27.66	*	*	*	27.01	*	32.1
13 - 14	28.53	28.62	28.74	26.04	*	*	*	27.85	*	33.5
14 - 15	26.73	27.54	26.76	25.48	*	*	*	26.73	*	32.1
15 - 16	27.66	28.12	26.15	*	*	*	*	27.3	*	32.53
16 - 17	28.08	29.15	27.73	*	*	*	*	28.23	*	33.37
17 - 18	28.26	27.11	27.27	*	*	*	*	27.53	*	33.5
18 - 19	30.71	28.34	29.5	*	*	*	*	29.23	*	34.23
19 - 20	28.36	27	29.22	*	*	*	*	28.5	*	34.37
20 - 21	27.86	28.6	26.36	*	*	*	*	27.54	*	32.27
21 - 22	23.3	31.44	30.73	*	*	*	*	28.47	*	33.6
22 - 23	35.33	42	32.2	*	*	*	*	34.33	*	41.67
23 - 24	29.5	27	24.5	*	*	*	*	27	*	31.67
Totals	621.1	617.8	646.8	373.3	0	0	0			
% of Total	27.49%	27.35%	28.63%	16.53%	0%	0%	0%			

Incoming Monthly Speeds
Hall Lane leaving the village
Outside number 6

from Tue-Oct-26-2021-10-00-PM to Thu-Jan-13-2022-02-59-PM

Hour	Oct 2021							Week Day Avg	Weekend Avg	Week Day 85% Avg Speed
	Monday	Tuesday	Wednesday	Thursday	Friday	Saturday	Sunday			
0 - 1	*	*	29.5	0	25.33	32	26	27	27.71	32.5
1 - 2	*	*	37	0	22	30.33	32	29.5	31.38	32.5
2 - 3	*	*	0	30.33	32	0	32	30.75	32	35
3 - 4	*	*	0	32	27	0	0	29.5	0	32.5
4 - 5	*	*	34.5	24.5	34.5	37	37	31.17	37	40
5 - 6	*	*	32.83	29.86	29	22	0	30.61	22	36.67
6 - 7	*	*	32	29.75	21.33	24.5	29.5	27.68	27	33.33
7 - 8	*	*	28.67	25.23	25	27	26	26.78	26.5	30.7
8 - 9	*	*	30.07	23.86	23.58	25.73	32	26.62	27.94	31.9
9 - 10	*	*	27.89	19.56	23.1	23.69	28.43	23.67	25.35	29.17
10 - 11	*	*	25.42	23.58	22	23.62	27.62	23.89	25.43	30.2
11 - 12	*	*	23.85	24.06	22.4	25.61	28.26	23.48	27.04	29.2
12 - 13	*	*	25.84	22.63	23.5	26.92	29.55	23.97	28.25	29.13
13 - 14	*	*	26.64	23.19	23.05	26.21	28.55	24.47	27.36	29.4
14 - 15	*	*	27.76	20.8	20.7	27.03	30.07	23.56	28.38	28.97
15 - 16	*	*	26.65	22.92	23	29.19	27.69	24.12	28.62	29.63
16 - 17	*	*	26.52	21.91	25	27.59	30.83	24.7	29.17	30.03
17 - 18	*	*	27.13	25.24	25.2	30.79	27.76	25.96	29.17	31.43
18 - 19	*	*	27.98	24.61	22.36	27.56	26.97	25.37	27.3	29.4
19 - 20	*	*	30.1	25.23	25.58	30.58	28.78	26.53	29.7	32.87
20 - 21	*	*	28.75	24.74	24.06	29.9	28.21	25.53	29.1	31.67
21 - 22	*	*	32.83	26	26.39	30.75	27.76	27.66	29	33.33
22 - 23	*	33.67	30	25	26.38	27.67	31.64	28.18	29.85	34.38
23 - 24	*	32	33.67	27.5	28	31.85	27.83	30	30.58	35.83

Incoming Monthly Speeds
Hall Lane leaving the village
Outside number 6

from Tue-Oct-26-2021-10-00-PM to Thu-Jan-13-2022-02-59-PM

Hour	Nov 2021							Week	Weekend	Week Day 85%
	Monday	Tuesday	Wednesday	Thursday	Friday	Saturday	Sunday	Day Avg	Avg	Avg Speed
0 - 1	34.14	32.4	31	28.88	32	31.17	30.85	31.78	31	38
1 - 2	30.12	32	0	27	32	32	28.36	30.67	29.65	33.75
2 - 3	38.25	30.33	24.5	42	0	0	31.17	33.5	31.17	37.5
3 - 4	47	32	37	0	28.67	22	37	34.14	29.5	41.25
4 - 5	35.33	37	30.33	30.75	12	0	0	30.75	0	34
5 - 6	35.75	36	32	34.5	43.67	34.5	27	36.21	32	41.66
6 - 7	33.44	33.62	35.23	31.69	35.85	33.43	34	33.83	33.67	40.5
7 - 8	31.33	30.55	32.24	27.88	31	32.1	30.75	30.87	31.5	36.26
8 - 9	29.15	30.33	29.16	28.83	28.49	28.21	30.6	29.27	29.21	35.08
9 - 10	29.1	28.81	28.68	29.23	30.34	27.27	29.68	29.2	28.05	34.16
10 - 11	25.14	25.49	26.87	26.38	29.38	26.19	30.71	26.31	27.78	33.26
11 - 12	23.55	24.14	28.15	25.59	27.28	26.22	27.2	25.59	26.66	31.42
12 - 13	26.07	25.31	26.07	27.33	28.31	27.47	27.53	26.51	27.5	32.66
13 - 14	24.91	25.9	25.62	26.47	27.83	26.57	29.04	25.96	27.83	32.44
14 - 15	25.48	24.94	27.12	27.14	28.24	26.06	29.16	26.48	27.55	32.76
15 - 16	26.24	26.02	27.63	25.81	28.84	25.89	26.27	26.81	26.09	32.3
16 - 17	25.73	27.9	29.01	28.79	28.54	25.32	28.39	27.83	26.8	33.64
17 - 18	27.96	27.37	26.09	27.98	27.87	27.31	29.56	27.49	28.52	33.26
18 - 19	29.16	29.05	28.47	28.79	28.64	27.92	28.92	28.86	28.33	34.3
19 - 20	28.62	29.14	29.87	29.84	29.19	28.54	30.49	29.22	29.23	34.54
20 - 21	29.38	30.18	28.67	29.6	29.51	28.85	33.63	29.47	30.59	34.92
21 - 22	27.96	31.41	30	30.68	28.19	31.14	29.68	29.44	30.46	35.88
22 - 23	32.08	29.65	29.74	28.43	29.62	29.47	31.62	30.09	30.09	36.3
23 - 24	29.22	32.38	29	29	32.07	29.86	27.56	30.15	29.19	36.44

Incoming Monthly Speeds
Hall Lane leaving the village
Outside number 6

from Tue-Oct-26-2021-10-00-PM to Thu-Jan-13-2022-02-59-PM

Page 2

Hour	Dec 2021							Week Day Avg	Weekend Avg	Week Day 85% Avg Speed
	Monday	Tuesday	Wednesday	Thursday	Friday	Saturday	Sunday			
0 - 1	32	27.86	30.33	27	25.5	28.67	27.92	28.07	28.23	32.84
1 - 2	0	23.67	37	31	30.75	28	30.33	30.67	28.54	37.2
2 - 3	32	0	28.25	30	30.33	32	30.33	29.86	30.57	35.33
3 - 4	32.25	33.67	29.62	34.86	34.5	0	32	32.65	32	37.92
4 - 5	30.62	34	32.38	32.06	32.83	33	33.67	32.31	33.25	36.6
5 - 6	28.29	28.35	29.59	29.64	29.61	33.54	30.12	29.14	32.24	35.02
6 - 7	31.45	29.96	29.16	30.73	29.67	29.23	31.12	30.15	29.95	36.2
7 - 8	28.21	29.05	28.46	27.65	28.63	27.89	28.41	28.36	28.02	33.32
8 - 9	27.95	27.6	27.5	27.35	27.6	27.85	27.15	27.58	27.67	32.82
9 - 10	27.06	26.53	27.24	26.82	27.07	27.58	27.99	26.94	27.76	32.08
10 - 11	26.21	26.22	26.58	26.19	26.37	27.08	27.75	26.31	27.41	31.2
11 - 12	26.62	26.22	26.18	27.22	26.75	27.29	27.57	26.66	27.42	31.52
12 - 13	26.86	27.04	25.61	27.7	27.41	27.65	28.04	26.98	27.83	32.04
13 - 14	27.06	27.77	27.38	27.57	27.26	27.49	27.77	27.41	27.6	32.56
14 - 15	26.8	26.94	27	26.77	27.83	27.34	26.97	27.08	27.15	32.28
15 - 16	26.9	26.93	26.56	26.25	27.22	26.58	27.39	26.76	26.93	32.24
16 - 17	26.24	26.62	26.44	26.03	26.83	26.04	25.99	26.44	26.02	31.16
17 - 18	26.36	26.64	27.1	26.92	27.76	26.68	26.41	27	26.58	32.42
18 - 19	26.58	27.02	28.23	27.09	28.8	27.92	27.33	27.73	27.66	33.12
19 - 20	27.52	29.26	27.15	26.93	28.39	27.13	27.55	27.79	27.32	33.44
20 - 21	26.56	25.8	29.11	27.91	27.67	29.04	25.34	27.53	27.66	33.36
21 - 22	27.84	27.12	29.98	25.4	27.2	28.28	25.76	27.34	26.92	32.68
22 - 23	29.93	30.29	29.58	29.35	28.89	28.19	28	29.51	28.11	35.08
23 - 24	23.92	27.79	27.5	28.24	27.69	28.33	27	27.19	28.05	34.06

Hour	Jan 2022							Week Day Avg	Weekend Avg	Week Day 85% Avg Speed
	Monday	Tuesday	Wednesday	Thursday	Friday	Saturday	Sunday			
0 - 1	22	0	28.67	42	0	25.7	32	30	26.27	35
1 - 2	27	32	32	0	0	26.29	28.67	30.33	27	35
2 - 3	0	0	34.5	32	32	32	32	33	32	36.67
3 - 4	32	0	0	0	0	27	35.33	32	31.17	40
4 - 5	34.86	32	27	33.25	34.5	33.25	37	32.71	34	39
5 - 6	28.45	27.92	27.11	26	26.2	32	32	27.26	32	32.94
6 - 7	28.86	31.14	29.88	30	30.67	29.69	31	30.14	30.06	36.26
7 - 8	27.98	28.22	27.7	27.59	28.66	29.72	30.83	27.96	30.17	33
8 - 9	26.7	28.12	27.33	27.05	28.42	26.64	28.19	27.4	27.27	32.7
9 - 10	27.05	26.7	26.75	26.93	26.54	27.3	27.34	26.82	27.32	31.54
10 - 11	28.17	26.28	26.67	25.89	24.88	27.3	27.79	26.53	27.58	31.74
11 - 12	26.95	27.48	26.68	26.37	27.02	28.7	27.34	26.88	27.99	31.7
12 - 13	27.79	27.01	25.22	26.86	29.05	27.43	26.71	26.89	27.02	32.18
13 - 14	27.82	27.68	28.12	26.9	29.29	28.14	27.18	27.72	27.69	33.4
14 - 15	26.28	27.16	27.21	27.02	28.28	26.3	27.28	27.1	26.81	32.78
15 - 16	27.52	27.98	26.63	27.02	27.35	27.9	26.77	27.28	27.25	32.7
16 - 17	26.81	27.72	26.79	27.98	28.63	27.25	28.86	27.42	27.98	32.82
17 - 18	27.76	27.51	26.76	27.31	27.98	29.66	27.49	27.38	28.65	32.86
18 - 19	27.85	27.32	27.18	26.43	27.41	30.31	27.5	27.24	29.14	33.28
19 - 20	29.29	29.77	29.83	26.86	29.1	26.9	27.05	29.25	26.96	34.98
20 - 21	26	29	27.42	26.17	31.5	27.6	26.38	28.31	27.04	32.76
21 - 22	25.07	30.67	31.4	27.8	29	28.83	23.44	29	25.75	34.86
22 - 23	32	33.5	31.6	33.2	27	27.1	25.2	31.06	26.47	36.36
23 - 24	29.5	29.5	27	32.33	34	30.44	30	30.88	30.29	35.5

Incoming Weekly EightyFifthSpeeds
Hall Lane leaving the village
Outside number 6

from Tue-Oct-26-2021-10-00-PM to Thu-Jan-13-2022-02-59-PM

	25/10/2021	to	31/10/2021							
	Monday	Tuesday	Wednesday	Thursday	Friday	Saturday	Sunday	Week	Weekend	Week Day 85%
Hour	25/10/2021	26/10/2021	27/10/2021	28/10/2021	29/10/2021	30/10/2021	31/10/2021	Day Avg	Avg	Avg Speed
0 - 1	*	*	35	0	30	45	30	32.5	37.5	32.5
1 - 2	*	*	40	0	25	40	35	32.5	37.5	32.5
2 - 3	*	*	0	35	35	0	35	35	35	35
3 - 4	*	*	0	35	30	0	0	32.5	0	32.5
4 - 5	*	*	40	30	50	50	40	40	45	40
5 - 6	*	*	40	35	35	25	0	36.67	25	36.67
6 - 7	*	*	37.5	35	27.5	30	35	33.33	32.5	33.33
7 - 8	*	*	33.3	30	28.8	30	30	30.7	30	30.7
8 - 9	*	*	36.7	29	30	30	37.5	31.9	33.75	31.9
9 - 10	*	*	34.2	25	28.3	30	35	29.17	32.5	29.17
10 - 11	*	*	32	30	28.6	28.3	32.5	30.2	30.4	30.2
11 - 12	*	*	30.8	28.5	28.3	32.5	34.2	29.2	33.35	29.2
12 - 13	*	*	30.8	28.3	28.3	31.9	33.3	29.13	32.6	29.13
13 - 14	*	*	31.9	29.3	27	33	33.8	29.4	33.4	29.4
14 - 15	*	*	33.8	26.4	26.7	33.5	34.2	28.97	33.85	28.97
15 - 16	*	*	32.1	28.5	28.3	34.1	35	29.63	34.55	29.63
16 - 17	*	*	32.7	27.9	29.5	33.2	35	30.03	34.1	30.03
17 - 18	*	*	32.5	30.6	31.2	34.7	33.2	31.43	33.95	31.43
18 - 19	*	*	32.9	29.5	25.8	33.6	33.3	29.4	33.45	29.4
19 - 20	*	*	36.7	32.5	29.4	34.5	34	32.87	34.25	32.87
20 - 21	*	*	33.3	31.7	30	35	33.8	31.67	34.4	31.67
21 - 22	*	*	35	35	30	35	31.7	33.33	33.35	33.33
22 - 23	*	42.5	35	30	30	33.3	36.7	34.38	35	34.38
23 - 24	*	40	40	30	33.3	38.3	33.3	35.83	35.8	35.83
Totals	0	82.5	766.2	672.2	726	750.9	751.5			
% of Total	0%	2.2%	20.44%	17.93%	19.36%	20.03%	20.04%			

	01/11/2021	to	07/11/2021							
	Monday	Tuesday	Wednesday	Thursday	Friday	Saturday	Sunday	Week	Weekend	Week Day 85%
Hour	01/11/2021	02/11/2021	03/11/2021	04/11/2021	05/11/2021	06/11/2021	07/11/2021	Day Avg	Avg	Avg Speed
0 - 1	35	40	40	40	50	37.5	35	41	36.25	41
1 - 2	40	35	0	0	30	45	35	35	40	35
2 - 3	45	35	30	0	0	0	35	36.67	35	36.67
3 - 4	0	35	45	0	35	0	0	38.33	0	38.33
4 - 5	35	0	35	35	15	0	0	30	0	30
5 - 6	40	35	35	45	50	45	35	41	40	41
6 - 7	40	37.5	40	38.3	40	40	45	39.16	42.5	39.16
7 - 8	37.5	37.5	35	32.5	35	40	35	35.5	37.5	35.5
8 - 9	33.9	37.9	37	34.2	36.2	32.5	35	35.84	33.75	35.84
9 - 10	33.9	32.9	34.6	33.8	35	33.3	35	34.04	34.15	34.04
10 - 11	29.4	32.8	32.2	31.7	36.2	32.5	37.5	32.46	35	32.46
11 - 12	28.8	31.9	33.5	29.7	32.2	32.8	33.3	31.22	33.05	31.22
12 - 13	32.9	31.4	34.5	33.1	34	32.9	32.5	33.18	32.7	33.18
13 - 14	32.5	31.9	33.3	33.3	33	32.7	38.3	32.8	35.5	32.8
14 - 15	30	33.2	34.5	33.2	34.4	32.5	35	33.06	33.75	33.06
15 - 16	32.5	30.6	33.5	30.6	33.2	29.8	33.9	32.08	31.85	32.08
16 - 17	32.3	33.8	33.8	34.7	34.6	28.8	32.8	33.84	30.8	33.84
17 - 18	33.3	34	30.6	35.6	33.8	32.3	34.5	33.46	33.4	33.46
18 - 19	34.5	35.6	33.1	33.9	34.4	34.4	32.5	34.3	33.45	34.3
19 - 20	33.9	34.3	35.8	34.1	35	34.5	38	34.62	36.25	34.62
20 - 21	33	41.7	33.3	35	38	35	41.7	36.2	38.35	36.2
21 - 22	35	35	36.7	35	35	37.5	38.3	35.34	37.9	35.34
22 - 23	41.7	37.5	33.8	35	34.3	38	35	36.46	36.5	36.46
23 - 24	37.5	40	35	35	35	35	33.3	36.5	34.15	36.5
Totals	807.6	809.5	805.2	728.7	809.3	742	786.6			
% of Total	14.71%	14.75%	14.67%	13.28%	14.74%	13.52%	14.33%			

Incoming Weekly EightyFifthSpeeds
Hall Lane leaving the village
Outside number 6

from Tue-Oct-26-2021-10-00-PM to Thu-Jan-13-2022-02-59-PM

	08/11/2021	to	14/11/2021							
	Monday	Tuesday	Wednesday	Thursday	Friday	Saturday	Sunday	Week	Weekend	Week Day 85%
Hour	08/11/2021	09/11/2021	10/11/2021	11/11/2021	12/11/2021	13/11/2021	14/11/2021	Day Avg	Avg	Avg Speed
0 - 1	40	40	40	35	35	32.5	37.5	38	35	38
1 - 2	35	35	0	30	45	40	33.3	36.25	36.65	36.25
2 - 3	40	30	0	45	0	0	45	38.33	45	38.33
3 - 4	50	0	35	0	35	25	40	40	32.5	40
4 - 5	40	40	40	40	0	0	0	40	0	40
5 - 6	0	40	40	40	50	35	25	42.5	30	42.5
6 - 7	40	38.3	45	38.3	40	40	40	40.32	40	40.32
7 - 8	37.5	33.3	40	30	37.5	40	30	35.66	35	35.66
8 - 9	36.2	34.2	34.1	33.8	33.6	33.3	38.3	34.38	35.8	34.38
9 - 10	33	34.7	33.6	34.1	34.2	31.7	35	33.92	33.35	33.92
10 - 11	33.8	34.5	33.6	33	35	30	34	33.98	32	33.98
11 - 12	30	32	32.5	32	34.1	28.7	33.6	32.12	31.15	32.12
12 - 13	33	33.3	28.3	31.2	34.1	32.5	35	31.98	33.75	31.98
13 - 14	32.5	32.5	25	32.8	33.6	30.8	32	31.28	31.4	31.28
14 - 15	30	32.7	32.1	31.7	33.8	32.1	32.8	32.06	32.45	32.06
15 - 16	32	31.9	31	30	34.4	33.6	30	31.86	31.8	31.86
16 - 17	31.1	33.6	33.9	33.5	33	30	34.5	33.02	32.25	33.02
17 - 18	34.7	32.7	32	32.5	33.7	32	33.9	33.12	32.95	33.12
18 - 19	33.8	35	34.1	34.8	34.2	32.8	34.3	34.38	33.55	34.38
19 - 20	33.1	34.1	36	35	34	32.5	38.3	34.44	35.4	34.44
20 - 21	38.3	37.5	33.6	34	33.3	33.5	38.8	35.34	36.15	35.34
21 - 22	32.5	37.5	32.5	40	35	36.7	32.5	35.5	34.6	35.5
22 - 23	35	35	36.7	33.3	33.3	34	40	34.66	37	34.66
23 - 24	35	35	35	33.3	38.3	31.7	35	35.32	33.35	35.32
Totals	816.5	802.8	764	793.3	790.1	728.4	808.8			
% of Total	14.83%	14.59%	13.88%	14.41%	14.36%	13.23%	14.7%			

	15/11/2021	to	21/11/2021							
	Monday	Tuesday	Wednesday	Thursday	Friday	Saturday	Sunday	Week	Weekend	Week Day 85%
Hour	15/11/2021	16/11/2021	17/11/2021	18/11/2021	19/11/2021	20/11/2021	21/11/2021	Day Avg	Avg	Avg Speed
0 - 1	45	30	0	0	0	0	0	37.5	0	37.5
1 - 2	35	0	0	0	0	0	0	35	0	35
2 - 3	40	35	0	0	0	0	0	37.5	0	37.5
3 - 4	0	0	0	0	0	0	0	0	0	0
4 - 5	40	0	0	0	0	0	0	40	0	40
5 - 6	40	50	0	0	0	0	0	45	0	45
6 - 7	42.5	42.5	0	0	0	0	0	42.5	0	42.5
7 - 8	35	35	0	0	0	0	0	35	0	35
8 - 9	35	35	0	0	0	0	0	35	0	35
9 - 10	35	34	0	0	0	0	0	34.5	0	34.5
10 - 11	31.7	32.5	0	0	0	0	0	32.1	0	32.1
11 - 12	33.3	26	0	0	0	0	0	29.65	0	29.65
12 - 13	32	30	0	0	0	0	0	31	0	31
13 - 14	30.8	32.1	0	0	0	0	0	31.45	0	31.45
14 - 15	33	30.8	0	0	0	0	0	31.9	0	31.9
15 - 16	33.5	32.5	0	0	0	0	0	33	0	33
16 - 17	33.2	33.6	0	0	0	0	0	33.4	0	33.4
17 - 18	33.2	32	0	0	0	0	0	32.6	0	32.6
18 - 19	34.1	33.8	0	0	0	0	0	33.95	0	33.95
19 - 20	34.3	33.9	0	0	0	0	0	34.1	0	34.1
20 - 21	33.6	33.3	0	0	0	0	0	33.45	0	33.45
21 - 22	33	0	0	0	0	0	0	33	0	33
22 - 23	38.3	0	0	0	0	0	0	38.3	0	38.3
23 - 24	37.5	0	0	0	0	0	0	37.5	0	37.5
Totals	819	612	0	0	0	0	0			
% of Total	57.23%	42.77%	0%	0%	0%	0%	0%			

	22/11/2021	to	28/11/2021							
	Monday	Tuesday	Wednesday	Thursday	Friday	Saturday	Sunday	Week	Weekend	Week Day 85%
Hour	22/11/2021	23/11/2021	24/11/2021	25/11/2021	26/11/2021	27/11/2021	28/11/2021	Day Avg	Avg	Avg Speed
0 - 1	0	0	0	0	0	0	0	0	0	0
1 - 2	0	0	0	0	0	0	0	0	0	0
2 - 3	0	0	0	0	0	0	0	0	0	0
3 - 4	0	0	0	0	0	0	0	0	0	0
4 - 5	0	0	0	0	0	0	0	0	0	0
5 - 6	0	0	0	0	0	0	0	0	0	0
6 - 7	0	0	0	0	0	0	0	0	0	0
7 - 8	0	0	0	0	0	0	0	0	0	0
8 - 9	0	0	0	0	0	0	0	0	0	0
9 - 10	0	0	0	0	0	0	0	0	0	0
10 - 11	0	0	0	0	0	0	0	0	0	0
11 - 12	0	0	0	0	0	0	0	0	0	0
12 - 13	0	0	0	0	0	0	0	0	0	0
13 - 14	0	0	0	0	0	0	0	0	0	0
14 - 15	0	0	0	0	0	0	0	0	0	0
15 - 16	0	0	0	0	0	0	0	0	0	0
16 - 17	0	0	0	0	0	0	0	0	0	0
17 - 18	0	0	0	0	0	0	0	0	0	0
18 - 19	0	0	0	0	0	0	0	0	0	0
19 - 20	0	0	0	0	0	0	0	0	0	0
20 - 21	0	0	0	0	0	0	0	0	0	0
21 - 22	0	0	0	0	0	0	0	0	0	0
22 - 23	0	0	0	0	0	0	0	0	0	0
23 - 24	0	0	0	0	0	0	0	0	0	0
Totals	0	0	0	0	0	0	0			
% of Total	0%	0%	0%	0%	0%	0%	0%			

Hour	29/11/2021 Monday 29/11/2021	to Tuesday 30/11/2021	05/12/2021 Wednesday 01/12/2021	Thursday 02/12/2021	Friday 03/12/2021	Saturday 04/12/2021	Sunday 05/12/2021	Week Day Avg	Weekend Avg	Week Day 85% Avg Speed
0 - 1	0	0	0	0	30	30	35	30	32.5	30
1 - 2	0	0	0	35	0	30	35	35	32.5	35
2 - 3	0	0	0	35	35	0	0	35	0	35
3 - 4	0	0	0	0	0	0	0	0	0	0
4 - 5	0	0	0	35	35	35	40	35	37.5	35
5 - 6	0	0	0	30	28.8	35	30	29.4	32.5	29.4
6 - 7	0	0	0	33.8	35	35	35	34.4	35	34.4
7 - 8	0	0	0	32.1	32.5	33.6	35	32.3	34.3	32.3
8 - 9	0	0	0	30.5	31	33	32.5	30.75	32.75	30.75
9 - 10	0	0	0	29.8	29.5	30.7	34.3	29.65	32.5	29.65
10 - 11	0	0	0	30	31.5	30	34	30.75	32	30.75
11 - 12	0	0	0	31	29.3	33.3	31.2	30.15	32.25	30.15
12 - 13	0	0	0	32.5	30	33.5	32.9	31.25	33.2	31.25
13 - 14	0	0	27.5	30	32.5	32.3	33.1	30	32.7	30
14 - 15	0	0	29.8	29.7	29.6	30.8	32.2	29.7	31.5	29.7
15 - 16	0	0	30	32.5	32.9	32.9	33.8	31.8	33.35	31.8
16 - 17	0	0	30.6	29.5	33	29.2	30	31.03	29.6	31.03
17 - 18	0	0	31.7	29.8	29.8	31.9	33.3	30.43	32.6	30.43
18 - 19	0	0	33.1	32.9	32.1	33.8	33.5	32.7	33.65	32.7
19 - 20	0	0	33	32.5	31.7	33.3	33.3	32.4	33.3	32.4
20 - 21	0	0	33.3	37.5	32.5	35	30	34.43	32.5	34.43
21 - 22	0	0	30	32.5	29	35	35	30.5	35	30.5
22 - 23	0	0	30	30	30	35	30	30	32.5	30
23 - 24	0	0	30	40	35	32	30	35	31	35
Totals	0	0	339	711.6	695.7	720.3	729.1			
% of Total	0%	0%	10.61%	22.27%	21.77%	22.54%	22.82%			

	06/12/2021	to	12/12/2021							
	Monday	Tuesday	Wednesday	Thursday	Friday	Saturday	Sunday	Week	Weekend	Week Day 85%
Hour	06/12/2021	07/12/2021	08/12/2021	09/12/2021	10/12/2021	11/12/2021	12/12/2021	Day Avg	Avg	Avg Speed
0 - 1	0	30	30	30	30	33.3	30	30	31.65	30
1 - 2	0	35	35	35	40	35	35	36.25	35	36.25
2 - 3	0	0	35	0	0	35	35	35	35	35
3 - 4	30	35	40	40	0	0	35	36.25	35	36.25
4 - 5	28.8	35	35	40	45	35	35	36.76	35	36.76
5 - 6	28.8	35	37.5	40	35	35	40	35.26	37.5	35.26
6 - 7	37.5	37.5	37.5	40	35	35	35	37.5	35	37.5
7 - 8	33.1	32.6	33.7	33.2	33.3	33.8	35	33.18	34.4	33.18
8 - 9	32.7	31.9	32.8	33.9	32.9	33.9	33.8	32.84	33.85	32.84
9 - 10	31.4	30.6	33.9	33	31.4	32.8	32.5	32.06	32.65	32.06
10 - 11	29.8	29.7	31.8	30.6	33	33	32.7	30.98	32.85	30.98
11 - 12	30.6	30	32.3	32.8	31.8	31.9	33.1	31.5	32.5	31.5
12 - 13	32.5	31.7	31.7	32.5	30.6	32.3	34.6	31.8	33.45	31.8
13 - 14	29.5	32.5	32.9	33.3	33.2	32.9	32.5	32.28	32.7	32.28
14 - 15	29.8	32.5	31.8	33.6	34.3	31.7	32.7	32.4	32.2	32.4
15 - 16	31.2	30.7	32.8	32.5	33.5	31	32.7	32.14	31.85	32.14
16 - 17	29.6	31	32.9	32	31.9	31.9	29.4	31.48	30.65	31.48
17 - 18	31	29.8	32.8	32.2	34.3	34.2	33.8	32.02	34	32.02
18 - 19	32.5	29.6	33.8	33.8	34.5	32	30	32.84	31	32.84
19 - 20	34.2	33.6	33.3	29.3	33.9	30	37.5	32.86	33.75	32.86
20 - 21	33.8	31.7	35	30	32	33.3	30	32.5	31.65	32.5
21 - 22	32.5	37.5	35	29.3	31.7	30	35	33.2	32.5	33.2
22 - 23	35	35	35	33.3	34	34	30	34.46	32	34.46
23 - 24	30	30	35	40	37.5	40	35	34.5	37.5	34.5
Totals	664.3	747.9	816.5	780.3	748.8	767	805.3			
% of Total	12.46%	14.03%	15.32%	14.64%	14.05%	14.39%	15.11%			

	13/12/2021	to	19/12/2021							
	Monday	Tuesday	Wednesday	Thursday	Friday	Saturday	Sunday	Week	Weekend	Week Day 85%
Hour	13/12/2021	14/12/2021	15/12/2021	16/12/2021	17/12/2021	18/12/2021	19/12/2021	Day Avg	Avg	Avg Speed
0 - 1	0	0	0	0	30	45	35	30	40	30
1 - 2	0	0	45	0	25	35	0	35	35	35
2 - 3	0	0	35	35	35	0	35	35	35	35
3 - 4	40	0	0	40	0	0	0	40	0	40
4 - 5	40	40	40	40	35	40	35	39	37.5	39
5 - 6	30	35	35	35	35	50	40	34	45	34
6 - 7	37.5	38	36.7	38.6	35	37.5	35	37.16	36.25	37.16
7 - 8	32.5	33.5	32.8	33.1	33.9	33.3	35	33.16	34.15	33.16
8 - 9	32.9	32.9	33.1	33.5	32.9	33.3	30	33.06	31.65	33.06
9 - 10	31.2	31.5	32.8	30	33.3	33	32.9	31.76	32.95	31.76
10 - 11	31.7	30	29.8	31.7	29.5	31.9	32.8	30.54	32.35	30.54
11 - 12	32.9	31.7	29.7	34	30.8	31.7	32.5	31.82	32.1	31.82
12 - 13	31.7	33.3	29.5	33.1	32.1	33.3	33.4	31.94	33.35	31.94
13 - 14	32.7	33.5	32.8	32.5	32.9	32.5	32.9	32.88	32.7	32.88
14 - 15	32	32.9	34.1	31.4	33.5	32.1	29.1	32.78	30.6	32.78
15 - 16	31.8	32.9	32.5	29.8	32	30.7	31.7	31.8	31.2	31.8
16 - 17	29.6	29.9	32.3	30	33.5	29.4	32.5	31.06	30.95	31.06
17 - 18	33	32.9	33.3	30.6	32.1	29.1	30	32.38	29.55	32.38
18 - 19	31.7	31.9	32.9	33	33.3	32.5	35	32.56	33.75	32.56
19 - 20	30	34.6	34	30	33.1	29.5	31.7	32.34	30.6	32.34
20 - 21	33.3	30	35	30	33	35	32.5	32.26	33.75	32.26
21 - 22	30	35	35	31.7	31.7	32.5	30	32.68	31.25	32.68
22 - 23	37.5	40	35	40	35	30	30	37.5	30	37.5
23 - 24	25	30	35	30	30	28.3	30	30	29.15	30
Totals	687	669.5	751.3	733	747.6	745.6	722			
% of Total	13.59%	13.24%	14.86%	14.5%	14.79%	14.75%	14.28%			

	20/12/2021	to	26/12/2021							
	Monday	Tuesday	Wednesday	Thursday	Friday	Saturday	Sunday	Week	Weekend	Week Day 85%
Hour	20/12/2021	21/12/2021	22/12/2021	23/12/2021	24/12/2021	25/12/2021	26/12/2021	Day Avg	Avg	Avg Speed
0 - 1	35	40	40	0	35	30	0	37.5	30	37.5
1 - 2	0	0	0	35	35	25	0	35	25	35
2 - 3	40	0	0	35	0	0	0	37.5	0	37.5
3 - 4	0	35	28.3	35	40	0	0	34.58	0	34.58
4 - 5	35	37.5	40	35	0	0	0	36.88	0	36.88
5 - 6	37.5	30	32.5	33.3	35	40	30	33.66	35	33.66
6 - 7	37	34.3	33.8	34.5	36.2	30	35	35.16	32.5	35.16
7 - 8	32.3	34.1	32.5	34.5	34.1	35	35	33.5	35	33.5
8 - 9	33.3	33.3	31.5	33	33.8	33.8	30	32.98	31.9	32.98
9 - 10	33	33.1	29.9	33.3	33	31.7	35	32.46	33.35	32.46
10 - 11	31.4	30.5	31.2	31.7	32.7	33.6	33	31.5	33.3	31.5
11 - 12	33.3	31.7	29.3	31.8	33	34.1	33.5	31.82	33.8	31.82
12 - 13	32.1	33.2	29.9	33.1	33.8	33.5	32	32.42	32.75	32.42
13 - 14	32.9	33.3	32.5	32.7	31	34.4	33.3	32.48	33.85	32.48
14 - 15	32.3	32.2	32	32.2	33.3	37.5	33	32.4	35.25	32.4
15 - 16	31.9	32.7	29.3	32.2	34	32.5	30	32.02	31.25	32.02
16 - 17	30.9	31.9	30.6	30	29.3	35	35	30.54	35	30.54
17 - 18	31.7	30	33.4	33	34.3	31.7	31.7	32.48	31.7	32.48
18 - 19	32	35	33.3	30	33.3	34	33.8	32.72	33.9	32.72
19 - 20	34	35	35	30	33.8	33.6	32.5	33.56	33.05	33.56
20 - 21	28.9	32.5	35	37.5	29.4	32.5	30	32.66	31.25	32.66
21 - 22	33.3	30	35	32.5	30	35	30	32.16	32.5	32.16
22 - 23	25	28.3	35	35	30	28.8	33.8	30.66	31.3	30.66
23 - 24	35	35	35	25	30	37.5	35	32	36.25	32
Totals	727.8	728.6	725	755.3	730	699.2	621.6			
% of Total	14.59%	14.61%	14.54%	15.14%	14.64%	14.02%	12.46%			

	27/12/2021	to	02/01/2022							
	Monday	Tuesday	Wednesday	Thursday	Friday	Saturday	Sunday	Week	Weekend	Week Day 85%
Hour	27/12/2021	28/12/2021	29/12/2021	30/12/2021	31/12/2021	01/01/2022	02/01/2022	Day Avg	Avg	Avg Speed
0 - 1	40	35	35	30	25	30	0	33	30	33
1 - 2	0	25	0	0	0	29	0	25	29	25
2 - 3	0	0	0	0	0	40	0	0	40	0
3 - 4	0	40	40	40	40	40	40	40	40	40
4 - 5	35	40	37.5	40	35	40	0	37.5	40	37.5
5 - 6	35	33.3	35	32.5	40	0	40	35.16	40	35.16
6 - 7	30	35	35	35	35	35	50	34	42.5	34
7 - 8	38.3	38.3	33	33	36.7	35	35	35.86	35	35.86
8 - 9	33.6	34	32.8	32.9	32.1	30	33.3	33.08	31.65	33.08
9 - 10	34.4	32.5	32.3	32.5	32	33.3	33.9	32.74	33.6	32.74
10 - 11	30.8	33.2	31.2	31.9	30.6	31.7	33.1	31.54	32.4	31.54
11 - 12	30.8	32.5	29.7	31.2	30	33.2	33.8	30.84	33.5	30.84
12 - 13	32.1	34.1	30	33.9	32.7	33	33.1	32.56	33.05	32.56
13 - 14	32.5	32.5	32.8	31.5	32.8	33.2	32.3	32.42	32.75	32.42
14 - 15	32.1	32.8	31.7	31.5	33.2	31.7	33	32.26	32.35	32.26
15 - 16	33.8	33	33.3	30	33.3	32	32	32.68	32	32.68
16 - 17	32.1	31.7	31.2	30.7	32	29.7	33.8	31.54	31.75	31.54
17 - 18	33.8	33	33.6	33.3	34.2	33.6	34.2	33.58	33.9	33.58
18 - 19	34	35	34.5	32	36.2	35	35	34.34	35	34.34
19 - 20	33.8	28.8	32.5	33	34.2	33	36.7	32.46	34.85	32.46
20 - 21	30	35	34	32.5	35	33.8	32.5	33.3	33.15	33.3
21 - 22	35	35	37.5	45	28.8	30	28.8	36.26	29.4	36.26
22 - 23	37.5	35	32.5	35	37.5	35	35	35.5	35	35.5
23 - 24	40	35	30	40	30	32.5	45	35	38.75	35
Totals	714.6	779.7	735.1	747.4	736.3	769.7	710.5			
% of Total	13.76%	15.01%	14.15%	14.39%	14.18%	14.82%	13.68%			

	03/01/2022	to	09/01/2022							
	Monday	Tuesday	Wednesday	Thursday	Friday	Saturday	Sunday	Week	Weekend	Week Day 85%
Hour	03/01/2022	04/01/2022	05/01/2022	06/01/2022	07/01/2022	08/01/2022	09/01/2022	Day Avg	Avg	Avg Speed
0 - 1	0	0	25	0	0	0	35	25	35	25
1 - 2	30	35	0	0	0	30	35	32.5	32.5	32.5
2 - 3	0	0	40	35	35	30	35	36.67	32.5	36.67
3 - 4	40	0	0	0	0	0	40	40	40	40
4 - 5	40	40	30	40	40	35	40	38	37.5	38
5 - 6	32.5	35	37.5	32.5	30	35	35	33.5	35	33.5
6 - 7	40	37.5	36.2	36.7	35	34	35	37.08	34.5	37.08
7 - 8	37.5	32.9	32.7	33.5	33.4	35	35	34	35	34
8 - 9	32.5	32	32.5	33	33.8	33.6	34.3	32.76	33.95	32.76
9 - 10	31.4	31.2	29.7	29.7	33	30.8	33	31	31.9	31
10 - 11	33.1	30.9	31.9	30	32	32.5	32.9	31.58	32.7	31.58
11 - 12	32.7	31.2	31.7	32.7	31.8	33.3	32.7	32.02	33	32.02
12 - 13	33.5	31.7	29.8	30	33.8	33.6	31.7	31.76	32.65	31.76
13 - 14	30.8	32.5	33.6	33.8	34.1	32.7	33.5	32.96	33.1	32.96
14 - 15	32.5	31.7	33.3	33	33.6	31.2	34.4	32.82	32.8	32.82
15 - 16	32.9	31.9	32.1	32.5	33.1	32.9	32.5	32.5	32.7	32.5
16 - 17	29.7	30.7	32.1	32.9	33.8	33.5	33.9	31.84	33.7	31.84
17 - 18	32.5	32.7	31	32.5	32.7	34.4	32.5	32.28	33.45	32.28
18 - 19	32.5	30	29.7	32.5	34.1	35	33	31.76	34	31.76
19 - 20	37.5	40	34.4	30	36.2	30	30	35.62	30	35.62
20 - 21	30	33.3	35	29	38.3	33.8	35	33.12	34.4	33.12
21 - 22	32.5	33.3	42.5	33.8	35	35	30	35.42	32.5	35.42
22 - 23	35	35	33.8	37.5	35	35	25	35.26	30	35.26
23 - 24	0	40	35	35	37.5	45	30	36.88	37.5	36.88
Totals	709.1	708.5	729.5	695.6	721.2	741.3	804.4			
% of Total	13.88%	13.87%	14.28%	13.61%	14.11%	14.51%	15.74%			

	10/01/2022	to	16/01/2022							
	Monday	Tuesday	Wednesday	Thursday	Friday	Saturday	Sunday	Week	Weekend	Week Day 85%
Hour	10/01/2022	11/01/2022	12/01/2022	13/01/2022	14/01/2022	15/01/2022	16/01/2022	Day Avg	Avg	Avg Speed
0 - 1	25	0	35	45	*	*	*	35	0	35
1 - 2	30	35	40	0	*	*	*	35	0	35
2 - 3	0	0	35	35	*	*	*	35	0	35
3 - 4	0	0	0	0	*	*	*	0	0	0
4 - 5	40	40	40	40	*	*	*	40	0	40
5 - 6	33.3	32.5	35	30	*	*	*	32.7	0	32.7
6 - 7	35	37.1	36.7	36	*	*	*	36.2	0	36.2
7 - 8	32.3	33.8	32.8	29.9	*	*	*	32.2	0	32.2
8 - 9	31.7	33.5	31.4	31.9	*	*	*	32.12	0	32.12
9 - 10	32.7	32	31.1	31.7	*	*	*	31.88	0	31.88
10 - 11	33	33.6	29.8	29.5	*	*	*	31.48	0	31.48
11 - 12	32.8	32	29.7	30.7	*	*	*	31.3	0	31.3
12 - 13	33.2	32.5	30	32.7	*	*	*	32.1	0	32.1
13 - 14	34.1	32.9	34.5	32.5	*	*	*	33.5	0	33.5
14 - 15	32.3	32.8	33.3	30	*	*	*	32.1	0	32.1
15 - 16	32.7	33.1	31.8	*	*	*	*	32.53	0	32.53
16 - 17	32.9	34.1	33.1	*	*	*	*	33.37	0	33.37
17 - 18	33.7	33.8	33	*	*	*	*	33.5	0	33.5
18 - 19	35	33.3	34.4	*	*	*	*	34.23	0	34.23
19 - 20	33.8	35	34.3	*	*	*	*	34.37	0	34.37
20 - 21	35	32.5	29.3	*	*	*	*	32.27	0	32.27
21 - 22	28.3	37.5	35	*	*	*	*	33.6	0	33.6
22 - 23	45	45	35	*	*	*	*	41.67	0	41.67
23 - 24	35	30	30	*	*	*	*	31.67	0	31.67
Totals	736.8	722	770.2	434.9	0	0	0			
% of Total	27.66%	27.1%	28.91%	16.33%	0%	0%	0%			

Incoming Monthly EightyFifthSpeeds
Hall Lane leaving the village
Outside number 6

from Tue-Oct-26-2021-10-00-PM to Thu-Jan-13-2022-02-59-PM

Hour	Oct 2021							Week Day Avg	Weekend Avg	Week Day 85% Avg Speed
	Monday	Tuesday	Wednesday	Thursday	Friday	Saturday	Sunday			
0 - 1	*	*	35	0	30	45	30	32.5	37.5	32.5
1 - 2	*	*	40	0	25	40	35	32.5	37.5	32.5
2 - 3	*	*	0	35	35	0	35	35	35	35
3 - 4	*	*	0	35	30	0	0	32.5	0	32.5
4 - 5	*	*	40	30	50	50	40	40	45	40
5 - 6	*	*	40	35	35	25	0	36.67	25	36.67
6 - 7	*	*	37.5	35	27.5	30	35	33.33	32.5	33.33
7 - 8	*	*	33.3	30	28.8	30	30	30.7	30	30.7
8 - 9	*	*	36.7	29	30	30	37.5	31.9	33.75	31.9
9 - 10	*	*	34.2	25	28.3	30	35	29.17	32.5	29.17
10 - 11	*	*	32	30	28.6	28.3	32.5	30.2	30.4	30.2
11 - 12	*	*	30.8	28.5	28.3	32.5	34.2	29.2	33.35	29.2
12 - 13	*	*	30.8	28.3	28.3	31.9	33.3	29.13	32.6	29.13
13 - 14	*	*	31.9	29.3	27	33	33.8	29.4	33.4	29.4
14 - 15	*	*	33.8	26.4	26.7	33.5	34.2	28.97	33.85	28.97
15 - 16	*	*	32.1	28.5	28.3	34.1	35	29.63	34.55	29.63
16 - 17	*	*	32.7	27.9	29.5	33.2	35	30.03	34.1	30.03
17 - 18	*	*	32.5	30.6	31.2	34.7	33.2	31.43	33.95	31.43
18 - 19	*	*	32.9	29.5	25.8	33.6	33.3	29.4	33.45	29.4
19 - 20	*	*	36.7	32.5	29.4	34.5	34	32.87	34.25	32.87
20 - 21	*	*	33.3	31.7	30	35	33.8	31.67	34.4	31.67
21 - 22	*	*	35	35	30	35	31.7	33.33	33.35	33.33
22 - 23	*	42.5	35	30	30	33.3	36.7	34.38	35	34.38
23 - 24	*	40	40	30	33.3	38.3	33.3	35.83	35.8	35.83

Incoming Monthly EightyFifthSpeeds
Hall Lane leaving the village
Outside number 6

from Tue-Oct-26-2021-10-00-PM to Thu-Jan-13-2022-02-59-PM

Hour	Nov 2021							Week Day Avg	Weekend Avg	Week Day 85% Avg Speed
	Monday	Tuesday	Wednesday	Thursday	Friday	Saturday	Sunday			
0 - 1	40	40	37.5	37.5	35	35	36.7	38	35.85	38
1 - 2	35	35	0	30	35	40	33.8	33.75	36.9	33.75
2 - 3	40	35	30	45	0	0	40	37.5	40	37.5
3 - 4	50	35	45	0	35	25	40	41.25	32.5	41.25
4 - 5	40	40	40	35	15	0	0	34	0	34
5 - 6	38.3	40	40	40	50	35	35	41.66	35	41.66
6 - 7	41.7	40	42.5	38.3	40	40	40	40.5	40	40.5
7 - 8	38	35	37.5	33.3	37.5	38.3	40	36.26	39.15	36.26
8 - 9	34.8	36.7	35	33.9	35	33	36.7	35.08	34.85	35.08
9 - 10	34.2	33.9	34.1	34	34.6	32.8	35	34.16	33.9	34.16
10 - 11	31.9	33.1	33.1	32.5	35.7	31.7	36	33.26	33.85	33.26
11 - 12	29.8	30.4	33.1	30.6	33.2	30.6	33.5	31.42	32.05	31.42
12 - 13	32.6	31.8	32.5	32.6	33.8	32.7	33.5	32.66	33.1	32.66
13 - 14	31.9	32.2	31.8	33.1	33.2	32.1	35	32.44	33.55	32.44
14 - 15	31	32.5	33.6	32.6	34.1	32.7	34	32.76	33.35	32.76
15 - 16	32.9	31.7	32.7	30.5	33.7	31.4	32.7	32.3	32.05	32.3
16 - 17	32.6	33.7	33.9	34.2	33.8	29.4	33.8	33.64	31.6	33.64
17 - 18	33.9	33.1	31.2	34.3	33.8	32.2	34.2	33.26	33.2	33.26
18 - 19	34.1	34.6	33.8	34.5	34.5	33.8	33.5	34.3	33.65	34.3
19 - 20	33.7	34.1	35.9	34.6	34.4	33.6	37.5	34.54	35.55	34.54
20 - 21	34.7	36	33.4	34.7	35.8	33.9	40	34.92	36.95	34.92
21 - 22	33.6	37.5	35	38.3	35	38	36.7	35.88	37.35	35.88
22 - 23	39.4	36.7	36.2	35	34.2	36.4	37.5	36.3	36.95	36.3
23 - 24	37	38.3	35	33.6	38.3	34.4	33.8	36.44	34.1	36.44

Hour	Dec 2021							Week Day Avg	Weekend Avg	Week Day 85% Avg Speed
	Monday	Tuesday	Wednesday	Thursday	Friday	Saturday	Sunday			
0 - 1	35	35	35	30	29.2	35	33.3	32.84	34.15	32.84
1 - 2	0	35	45	33.8	35	32.5	35	37.2	33.75	37.2
2 - 3	40	0	32.5	33.8	35	35	33.8	35.33	34.4	35.33
3 - 4	35	40	37.5	38.8	38.3	0	35	37.92	35	37.92
4 - 5	35	38	37.5	37.5	35	35	40	36.6	37.5	36.6
5 - 6	34	34.4	36	34.5	36.2	40	37.5	35.02	38.75	35.02
6 - 7	37.3	36.2	35.5	36.2	35.8	35	40	36.2	37.5	36.2
7 - 8	33	33.7	33.1	33.2	33.6	33.9	35	33.32	34.45	33.32
8 - 9	33.1	32.9	32.6	32.8	32.7	33.5	33.1	32.82	33.3	32.82
9 - 10	32.5	31.8	32.4	31.8	31.9	32.4	33.7	32.08	33.05	32.08
10 - 11	31	30.9	31.1	31.4	31.6	32.5	33.1	31.2	32.8	31.2
11 - 12	32.2	31.6	29.9	32.5	31.4	32.7	32.7	31.52	32.7	31.52
12 - 13	32.1	33	29.9	33	32.2	33.2	33.5	32.04	33.35	32.04
13 - 14	32.3	33	32.6	32.4	32.5	32.8	33	32.56	32.9	32.56
14 - 15	31.6	32.5	32.4	31.7	33.2	32.3	32.2	32.28	32.25	32.28
15 - 16	32.1	32.6	31.7	31.6	33.2	31.6	32.6	32.24	32.1	32.24
16 - 17	30.4	30.9	31.7	30.5	32.3	30.3	31.1	31.16	30.7	31.16
17 - 18	32.6	31.7	32.9	31.9	33	32	32.5	32.42	32.25	32.42
18 - 19	32.6	33	33.5	32.6	33.9	33	33.2	33.12	33.1	33.12
19 - 20	34.1	34.2	33.1	32.2	33.6	32.6	33.8	33.44	33.2	33.44
20 - 21	32.1	33.3	34.7	34.1	32.6	34.4	31.2	33.36	32.8	33.36
21 - 22	32.9	33.8	35	31.1	30.6	33.9	33.3	32.68	33.6	32.68
22 - 23	37	35	34.1	35	34.3	33.6	35	35.08	34.3	35.08
23 - 24	32.5	33.3	32	37.5	35	34.4	32.5	34.06	33.45	34.06

Hour	Jan 2022							Week Day Avg	Weekend Avg	Week Day 85% Avg Speed
	Monday	Tuesday	Wednesday	Thursday	Friday	Saturday	Sunday			
0 - 1	25	0	35	45	0	30	35	35	32.5	35
1 - 2	30	35	40	0	0	29.2	35	35	32.1	35
2 - 3	0	0	40	35	35	40	35	36.67	37.5	36.67
3 - 4	40	0	0	0	0	40	40	40	40	40
4 - 5	40	37.5	40	37.5	40	35	40	39	37.5	39
5 - 6	33	33.3	36.7	31.7	30	35	37.5	32.94	36.25	32.94
6 - 7	36	37.7	36.4	36.2	35	34.3	35	36.26	34.65	36.26
7 - 8	33.1	33.3	32.8	32.4	33.4	34.3	35	33	34.65	33
8 - 9	31.9	33.1	32.1	32.6	33.8	33.6	33.8	32.7	33.7	32.7
9 - 10	32.3	31.7	30.4	30.3	33	32.3	33.4	31.54	32.85	31.54
10 - 11	33.1	32.6	31.2	29.8	32	32.1	33	31.74	32.55	31.74
11 - 12	32.8	31.7	30.4	31.8	31.8	33.3	33.3	31.7	33.3	31.7
12 - 13	33.3	32	29.9	31.9	33.8	33.3	32.6	32.18	32.95	32.18
13 - 14	32.9	32.8	34.1	33.1	34.1	33	32.9	33.4	32.95	33.4
14 - 15	32.4	32.5	33.3	32.1	33.6	31	33.7	32.78	32.35	32.78
15 - 16	33	32.9	32	32.5	33.1	32.5	31.7	32.7	32.1	32.7
16 - 17	32	32.8	32.6	32.9	33.8	32.5	34.2	32.82	33.35	32.82
17 - 18	33.2	33.2	32.7	32.5	32.7	34	33.3	32.86	33.65	32.86
18 - 19	34.4	32.5	32.9	32.5	34.1	35	33.6	33.28	34.3	33.28
19 - 20	34.4	40	34.3	30	36.2	31.9	35	34.98	33.45	34.98
20 - 21	32.5	34	30	29	38.3	33.8	33.8	32.76	33.8	32.76
21 - 22	31.7	35	38.8	33.8	35	32.5	30	34.86	31.25	34.86
22 - 23	40	35	34.3	37.5	35	33.3	30	36.36	31.65	36.36
23 - 24	35	35	35	35	37.5	40	35	35.5	37.5	35.5

Starting Hour	Count	Average Speed of all Traffic	Violator Counts	Average Speed of Violators
00:00:00	0	N/A	N/A	N/A
01:00:00	0	N/A	N/A	N/A
02:00:00	0	N/A	N/A	N/A
03:00:00	0	N/A	N/A	N/A
04:00:00	0	N/A	N/A	N/A
05:00:00	0	N/A	N/A	N/A
06:00:00	0	N/A	N/A	N/A
07:00:00	0	N/A	N/A	N/A
08:00:00	0	N/A	N/A	N/A
09:00:00	0	N/A	N/A	N/A
10:00:00	0	N/A	N/A	N/A
11:00:00	0	N/A	N/A	N/A
12:00:00	0	N/A	N/A	N/A
13:00:00	0	N/A	N/A	N/A
14:00:00	0	N/A	N/A	N/A
15:00:00	0	N/A	N/A	N/A
16:00:00	0	N/A	N/A	N/A
17:00:00	0	N/A	N/A	N/A
18:00:00	0	N/A	N/A	N/A
19:00:00	0	N/A	N/A	N/A
20:00:00	0	N/A	N/A	N/A
21:00:00	0	N/A	N/A	N/A
22:00:00	6	34.2	4	38.8
23:00:00	3	32.5	2	35.0
00:00:00	2	30.0	1	32.5
01:00:00	1	37.5	1	37.5
02:00:00	0	N/A	N/A	N/A
03:00:00	0	N/A	N/A	N/A
04:00:00	1	37.5	1	37.5
05:00:00	7	33.2	4	37.5
06:00:00	4	31.3	3	34.2
07:00:00	20	19.6	7	33.9
08:00:00	25	23.5	10	35.5
09:00:00	36	21.2	18	33.3
10:00:00	33	19.5	8	35.0
11:00:00	34	15.3	5	32.5
12:00:00	37	17.1	8	33.1
13:00:00	46	16.2	10	33.5
14:00:00	40	18.8	12	34.2
15:00:00	35	17.8	8	33.1
16:00:00	42	16.3	13	33.7
17:00:00	55	16.1	11	34.8
18:00:00	55	13.7	19	32.8
19:00:00	24	21.8	11	34.8
20:00:00	11	26.4	3	37.5
21:00:00	6	34.2	4	37.5
22:00:00	8	26.6	3	34.2
23:00:00	3	34.2	3	34.2
00:00:00	0	N/A	N/A	N/A
01:00:00	0	N/A	N/A	N/A
02:00:00	3	30.8	2	32.5

Starting Hour	Count	Average Speed of all Traffic	Violator Counts	Average Speed of Violators
03:00:00	1	32.5	1	32.5
04:00:00	1	27.5	0	0.0
05:00:00	7	28.2	3	32.5
06:00:00	8	23.8	3	35.8
07:00:00	13	21.7	3	32.5
08:00:00	14	22.3	1	32.5
09:00:00	31	14.7	0	0.0
10:00:00	20	17.0	3	32.5
11:00:00	31	15.6	1	32.5
12:00:00	40	15.4	2	32.5
13:00:00	37	15.4	4	33.8
14:00:00	37	13.8	1	32.5
15:00:00	40	15.9	3	32.5
16:00:00	35	16.6	2	32.5
17:00:00	45	18.0	8	32.5
18:00:00	29	19.6	3	32.5
19:00:00	31	16.9	7	33.9
20:00:00	20	23.0	5	35.5
21:00:00	6	25.0	2	35.0
22:00:00	7	21.4	1	32.5
23:00:00	2	13.8	0	0.0
00:00:00	3	25.8	0	0.0
01:00:00	1	22.5	0	0.0
02:00:00	1	32.5	1	32.5
03:00:00	0	N/A	N/A	N/A
04:00:00	3	32.5	1	47.5
05:00:00	5	29.5	2	35.0
06:00:00	3	20.8	0	0.0
07:00:00	14	16.3	1	32.5
08:00:00	17	15.9	3	32.5
09:00:00	28	15.6	1	32.5
10:00:00	24	16.9	1	32.5
11:00:00	30	16.3	1	32.5
12:00:00	27	16.9	1	32.5
13:00:00	41	12.9	0	0.0
14:00:00	22	16.0	1	32.5
15:00:00	34	17.2	2	32.5
16:00:00	49	13.4	5	33.5
17:00:00	41	15.2	8	32.5
18:00:00	38	12.8	1	32.5
19:00:00	37	15.9	4	32.5
20:00:00	18	16.7	2	32.5
21:00:00	21	16.8	3	34.2
22:00:00	11	21.1	1	32.5
23:00:00	7	25.0	4	33.8
00:00:00	3	29.2	1	42.5
01:00:00	3	30.8	1	37.5
02:00:00	0	N/A	N/A	N/A
03:00:00	0	N/A	N/A	N/A
04:00:00	3	37.5	3	37.5
05:00:00	1	22.5	0	0.0

Starting Hour	Count	Average Speed of all Traffic	Violator Counts	Average Speed of Violators
06:00:00	2	25.0	0	0.0
07:00:00	4	27.5	1	32.5
08:00:00	9	22.8	1	32.5
09:00:00	14	22.1	3	32.5
10:00:00	27	15.3	2	32.5
11:00:00	20	21.3	4	35.0
12:00:00	38	17.2	9	33.1
13:00:00	41	17.0	10	33.0
14:00:00	37	21.3	14	33.6
15:00:00	40	18.3	17	33.4
16:00:00	35	16.5	17	33.1
17:00:00	42	17.1	22	33.9
18:00:00	41	16.9	16	33.4
19:00:00	26	18.2	14	34.3
20:00:00	20	20.6	10	34.5
21:00:00	10	32.0	6	35.0
22:00:00	12	25.6	4	32.5
23:00:00	13	24.2	8	36.3
00:00:00	5	26.5	1	32.5
01:00:00	5	32.5	4	33.8
02:00:00	1	32.5	1	32.5
03:00:00	0	N/A	N/A	N/A
04:00:00	1	37.5	1	37.5
05:00:00	0	N/A	N/A	N/A
06:00:00	2	30.0	1	32.5
07:00:00	4	20.6	1	32.5
08:00:00	4	31.3	2	35.0
09:00:00	8	31.3	5	34.5
10:00:00	24	19.0	5	34.5
11:00:00	25	23.4	9	34.7
12:00:00	38	18.0	17	32.5
13:00:00	39	18.3	16	34.1
14:00:00	27	23.6	16	33.1
15:00:00	24	23.9	8	34.4
16:00:00	36	18.6	22	33.2
17:00:00	45	17.6	15	34.8
18:00:00	36	16.0	10	34.0
19:00:00	22	21.6	12	32.9
20:00:00	19	22.8	6	35.8
21:00:00	17	22.2	4	33.8
22:00:00	10	27.3	7	33.9
23:00:00	8	28.1	3	34.2
00:00:00	3	30.8	2	32.5
01:00:00	3	32.5	2	35.0
02:00:00	1	42.5	1	42.5
03:00:00	0	N/A	N/A	N/A
04:00:00	1	32.5	1	32.5
05:00:00	1	37.5	1	37.5
06:00:00	8	30.3	6	35.8
07:00:00	3	32.5	2	35.0
08:00:00	22	25.1	12	34.2

Starting Hour	Count	Average Speed of all Traffic	Violator Counts	Average Speed of Violators
09:00:00	38	17.2	20	33.0
10:00:00	37	15.5	4	32.5
11:00:00	36	13.1	3	32.5
12:00:00	44	16.5	10	34.0
13:00:00	41	17.8	7	33.9
14:00:00	38	18.9	9	33.1
15:00:00	44	17.8	10	33.5
16:00:00	51	16.0	13	32.9
17:00:00	54	16.2	16	33.8
18:00:00	38	19.1	22	33.2
19:00:00	49	14.9	14	34.6
20:00:00	22	21.1	8	35.6
21:00:00	19	21.6	5	37.5
22:00:00	15	30.2	11	36.6
23:00:00	9	26.7	3	35.8
00:00:00	6	29.6	6	35.0
01:00:00	1	32.5	1	32.5
02:00:00	1	32.5	1	32.5
03:00:00	1	32.5	1	32.5
04:00:00	0	N/A	N/A	N/A
05:00:00	1	32.5	1	32.5
06:00:00	6	31.7	4	35.0
07:00:00	4	33.8	3	35.8
08:00:00	27	20.3	12	35.4
09:00:00	45	15.1	16	33.8
10:00:00	37	17.2	10	33.0
11:00:00	33	15.5	7	32.5
12:00:00	45	17.2	9	33.1
13:00:00	40	18.9	10	34.0
14:00:00	36	17.7	12	33.3
15:00:00	46	12.8	7	32.5
16:00:00	54	16.4	23	33.2
17:00:00	62	17.0	27	33.8
18:00:00	70	16.8	32	34.4
19:00:00	43	17.6	26	33.5
20:00:00	20	26.6	9	36.9
21:00:00	15	24.7	8	35.0
22:00:00	14	26.1	8	35.0
23:00:00	9	30.6	6	36.7
00:00:00	2	32.5	1	37.5
01:00:00	0	N/A	N/A	N/A
02:00:00	2	25.0	0	0.0
03:00:00	1	42.5	1	42.5
04:00:00	1	32.5	1	32.5
05:00:00	1	32.5	1	32.5
06:00:00	7	23.9	5	36.5
07:00:00	7	20.4	4	32.5
08:00:00	21	26.3	15	34.5
09:00:00	47	18.2	18	34.2
10:00:00	35	18.4	9	33.1
11:00:00	36	18.8	15	32.8

Starting Hour	Count	Average Speed of all Traffic	Violator Counts	Average Speed of Violators
12:00:00	30	21.4	12	33.8
13:00:00	38	18.3	14	34.3
14:00:00	33	20.8	13	34.4
15:00:00	41	16.5	11	33.9
16:00:00	59	15.0	26	33.8
17:00:00	55	12.5	8	33.1
18:00:00	43	17.9	10	33.5
19:00:00	38	18.3	14	35.4
20:00:00	30	18.8	10	33.5
21:00:00	21	28.9	14	34.3
22:00:00	10	27.8	5	33.5
23:00:00	8	30.0	4	33.8
00:00:00	4	31.3	2	35.0
01:00:00	0	N/A	N/A	N/A
02:00:00	0	N/A	N/A	N/A
03:00:00	0	N/A	N/A	N/A
04:00:00	3	29.2	1	32.5
05:00:00	1	42.5	1	42.5
06:00:00	8	31.9	5	35.5
07:00:00	4	23.1	2	32.5
08:00:00	24	20.3	8	33.8
09:00:00	41	17.0	16	34.1
10:00:00	27	20.3	6	32.5
11:00:00	35	16.0	3	32.5
12:00:00	32	16.6	10	32.5
13:00:00	38	18.5	20	32.8
14:00:00	40	17.4	11	33.4
15:00:00	50	14.7	8	32.5
16:00:00	57	16.4	26	33.8
17:00:00	55	16.1	21	35.1
18:00:00	53	17.8	22	33.9
19:00:00	39	15.8	18	33.3
20:00:00	31	21.1	17	34.3
21:00:00	10	30.0	5	35.5
22:00:00	12	26.3	9	33.6
23:00:00	6	30.8	2	37.5
00:00:00	2	40.0	2	40.0
01:00:00	2	27.5	0	0.0
02:00:00	0	N/A	N/A	N/A
03:00:00	2	27.5	1	32.5
04:00:00	1	12.5	0	0.0
05:00:00	2	42.5	2	42.5
06:00:00	7	35.4	6	36.7
07:00:00	1	32.5	1	32.5
08:00:00	24	24.3	12	35.0
09:00:00	40	18.8	20	34.3
10:00:00	28	21.3	15	34.8
11:00:00	40	17.6	9	33.1
12:00:00	40	15.3	19	33.6
13:00:00	36	18.4	11	33.4
14:00:00	58	16.4	20	34.0

Starting Hour	Count	Average Speed of all Traffic	Violator Counts	Average Speed of Violators
15:00:00	52	14.4	21	33.0
16:00:00	62	17.3	31	34.0
17:00:00	59	16.0	21	33.9
18:00:00	73	13.9	26	34.6
19:00:00	48	15.7	21	34.2
20:00:00	18	26.5	10	36.0
21:00:00	21	27.0	10	34.0
22:00:00	10	22.3	7	33.2
23:00:00	7	27.9	4	35.0
00:00:00	7	33.2	6	34.2
01:00:00	3	35.8	2	40.0
02:00:00	0	N/A	N/A	N/A
03:00:00	0	N/A	N/A	N/A
04:00:00	0	N/A	N/A	N/A
05:00:00	2	37.5	2	37.5
06:00:00	4	31.3	2	35.0
07:00:00	4	36.3	3	39.2
08:00:00	6	23.8	2	32.5
09:00:00	21	17.1	7	33.9
10:00:00	34	18.4	7	33.2
11:00:00	36	20.0	11	33.4
12:00:00	40	18.1	10	33.5
13:00:00	37	19.2	13	33.7
14:00:00	33	22.5	7	34.6
15:00:00	49	13.2	6	32.5
16:00:00	49	12.0	3	32.5
17:00:00	44	16.1	12	32.9
18:00:00	41	19.3	17	33.7
19:00:00	33	20.5	17	33.7
20:00:00	17	21.5	8	33.8
21:00:00	10	27.3	4	37.5
22:00:00	15	25.8	8	35.0
23:00:00	11	31.6	7	34.6
00:00:00	6	33.3	4	36.3
01:00:00	7	28.9	3	34.2
02:00:00	3	25.8	2	32.5
03:00:00	0	N/A	N/A	N/A
04:00:00	0	N/A	N/A	N/A
05:00:00	1	32.5	1	32.5
06:00:00	2	37.5	2	37.5
07:00:00	4	31.3	3	34.2
08:00:00	1	32.5	1	32.5
09:00:00	11	27.3	6	34.2
10:00:00	19	25.1	14	35.0
11:00:00	24	24.0	8	34.4
12:00:00	32	18.6	7	33.2
13:00:00	33	21.8	24	34.8
14:00:00	29	23.4	16	34.4
15:00:00	32	18.1	12	34.2
16:00:00	42	15.9	14	33.6
17:00:00	49	19.0	23	33.6

Starting Hour	Count	Average Speed of all Traffic	Violator Counts	Average Speed of Violators
18:00:00	28	19.4	8	33.8
19:00:00	24	25.6	9	36.4
20:00:00	14	23.6	9	37.5
21:00:00	9	27.8	6	35.0
22:00:00	6	33.3	4	36.3
23:00:00	7	28.2	4	32.5
00:00:00	2	37.5	2	37.5
01:00:00	3	29.2	2	32.5
02:00:00	2	32.5	1	37.5
03:00:00	1	47.5	1	47.5
04:00:00	1	37.5	1	37.5
05:00:00	0	N/A	N/A	N/A
06:00:00	5	33.5	3	39.2
07:00:00	6	31.7	4	35.0
08:00:00	18	27.2	10	34.5
09:00:00	33	17.6	12	32.9
10:00:00	28	18.4	10	33.5
11:00:00	16	20.5	3	35.8
12:00:00	27	16.3	6	33.3
13:00:00	46	16.7	11	33.9
14:00:00	35	18.3	5	32.5
15:00:00	46	15.3	9	34.2
16:00:00	61	13.0	10	34.5
17:00:00	58	16.7	25	34.1
18:00:00	57	16.6	24	33.5
19:00:00	51	17.0	18	33.3
20:00:00	19	25.5	11	34.3
21:00:00	16	23.9	6	35.8
22:00:00	11	26.8	6	34.2
23:00:00	5	30.5	3	34.2
00:00:00	8	32.5	4	37.5
01:00:00	1	32.5	1	32.5
02:00:00	1	27.5	0	0.0
03:00:00	0	N/A	N/A	N/A
04:00:00	1	37.5	1	37.5
05:00:00	1	37.5	1	37.5
06:00:00	5	29.0	5	35.5
07:00:00	4	28.8	2	32.5
08:00:00	19	24.1	9	33.6
09:00:00	41	17.4	20	33.8
10:00:00	29	21.5	13	34.0
11:00:00	29	20.1	7	33.9
12:00:00	29	18.5	9	33.1
13:00:00	37	18.0	10	33.0
14:00:00	30	18.3	11	32.5
15:00:00	40	18.3	10	33.5
16:00:00	62	15.8	20	33.3
17:00:00	41	14.3	12	32.9
18:00:00	51	18.0	18	34.2
19:00:00	49	17.3	18	34.7
20:00:00	24	20.8	14	34.6

Starting Hour	Count	Average Speed of all Traffic	Violator Counts	Average Speed of Violators
21:00:00	18	23.5	14	35.0
22:00:00	10	27.3	4	36.3
23:00:00	10	27.3	6	33.3
00:00:00	3	30.8	2	35.0
01:00:00	0	N/A	N/A	N/A
02:00:00	0	N/A	N/A	N/A
03:00:00	1	32.5	1	32.5
04:00:00	2	30.0	1	37.5
05:00:00	1	37.5	1	37.5
06:00:00	7	36.1	6	37.5
07:00:00	8	26.3	5	38.5
08:00:00	25	18.5	11	33.4
09:00:00	45	16.5	16	33.8
10:00:00	23	21.6	8	33.1
11:00:00	35	18.9	10	33.5
12:00:00	28	16.1	2	35.0
13:00:00	30	12.3	1	32.5
14:00:00	39	16.2	10	33.5
15:00:00	41	17.0	7	33.9
16:00:00	48	16.3	15	34.5
17:00:00	58	15.0	14	34.6
18:00:00	49	16.6	19	33.6
19:00:00	43	17.8	24	34.4
20:00:00	23	20.0	8	33.8
21:00:00	17	21.9	5	33.5
22:00:00	9	26.1	4	33.8
23:00:00	11	21.4	4	36.3
00:00:00	5	28.5	2	35.0
01:00:00	1	27.5	0	0.0
02:00:00	1	42.5	1	42.5
03:00:00	0	N/A	N/A	N/A
04:00:00	1	37.5	1	37.5
05:00:00	1	32.5	1	32.5
06:00:00	10	32.5	6	35.8
07:00:00	4	20.6	1	32.5
08:00:00	22	21.4	12	32.9
09:00:00	46	16.7	20	33.8
10:00:00	34	18.2	13	32.9
11:00:00	30	19.8	7	33.2
12:00:00	32	18.3	6	34.2
13:00:00	37	19.1	11	33.4
14:00:00	35	16.6	7	33.2
15:00:00	32	19.5	5	35.5
16:00:00	55	15.0	21	33.0
17:00:00	53	17.0	13	34.0
18:00:00	56	16.2	28	34.1
19:00:00	36	19.7	13	35.2
20:00:00	26	24.1	9	35.3
21:00:00	17	26.5	7	36.8
22:00:00	12	23.3	3	34.2
23:00:00	15	29.2	7	32.5

Starting Hour	Count	Average Speed of all Traffic	Violator Counts	Average Speed of Violators
00:00:00	3	27.5	1	32.5
01:00:00	2	37.5	2	37.5
02:00:00	0	N/A	N/A	N/A
03:00:00	1	32.5	1	32.5
04:00:00	0	N/A	N/A	N/A
05:00:00	1	47.5	1	47.5
06:00:00	6	37.5	5	39.5
07:00:00	5	32.5	3	35.8
08:00:00	24	22.8	10	34.0
09:00:00	51	14.8	23	34.0
10:00:00	18	24.6	8	34.4
11:00:00	29	21.6	13	33.3
12:00:00	34	21.0	12	33.3
13:00:00	33	19.9	10	34.5
14:00:00	39	18.7	15	33.5
15:00:00	39	20.1	20	33.5
16:00:00	69	12.9	20	33.0
17:00:00	54	15.3	20	33.3
18:00:00	60	16.3	26	34.0
19:00:00	44	19.3	22	33.6
20:00:00	26	19.6	6	33.3
21:00:00	16	23.6	7	34.6
22:00:00	20	23.3	8	33.1
23:00:00	7	32.5	5	34.5
00:00:00	5	31.5	3	34.2
01:00:00	4	28.8	1	37.5
02:00:00	0	N/A	N/A	N/A
03:00:00	1	22.5	0	0.0
04:00:00	0	N/A	N/A	N/A
05:00:00	2	32.5	2	32.5
06:00:00	1	37.5	1	37.5
07:00:00	6	33.3	5	35.5
08:00:00	10	20.3	3	32.5
09:00:00	14	22.1	3	32.5
10:00:00	21	17.6	4	33.8
11:00:00	27	15.7	0	0.0
12:00:00	35	17.7	9	34.2
13:00:00	38	16.0	6	32.5
14:00:00	35	21.4	9	34.2
15:00:00	25	20.3	8	33.1
16:00:00	30	16.0	5	32.5
17:00:00	39	14.1	5	33.5
18:00:00	33	19.8	13	34.0
19:00:00	35	14.3	10	33.0
20:00:00	32	18.4	12	33.8
21:00:00	14	28.8	8	33.8
22:00:00	17	24.7	8	34.4
23:00:00	12	21.0	3	32.5
00:00:00	6	30.0	2	35.0
01:00:00	6	30.8	4	33.8
02:00:00	3	37.5	3	37.5

Starting Hour	Count	Average Speed of all Traffic	Violator Counts	Average Speed of Violators
03:00:00	1	37.5	1	37.5
04:00:00	0	N/A	N/A	N/A
05:00:00	1	22.5	0	0.0
06:00:00	3	32.5	2	35.0
07:00:00	4	31.3	1	47.5
08:00:00	7	25.7	3	35.8
09:00:00	8	31.3	5	34.5
10:00:00	11	26.4	5	32.5
11:00:00	23	20.5	9	33.6
12:00:00	23	25.9	9	34.2
13:00:00	45	15.7	12	32.9
14:00:00	31	21.3	8	33.1
15:00:00	44	16.9	9	34.2
16:00:00	35	21.1	14	34.3
17:00:00	48	15.8	23	33.4
18:00:00	27	20.3	10	33.5
19:00:00	15	30.7	9	36.4
20:00:00	12	31.0	10	35.0
21:00:00	9	28.6	3	34.2
22:00:00	7	31.8	4	36.3
23:00:00	4	28.8	1	32.5
00:00:00	2	37.5	2	37.5
01:00:00	2	32.5	2	32.5
02:00:00	2	37.5	2	37.5
03:00:00	0	N/A	N/A	N/A
04:00:00	1	37.5	1	37.5
05:00:00	2	37.5	2	37.5
06:00:00	5	32.5	3	35.8
07:00:00	3	35.8	2	40.0
08:00:00	21	22.4	9	33.6
09:00:00	38	18.9	22	34.3
10:00:00	35	15.1	7	33.2
11:00:00	15	21.2	4	35.0
12:00:00	24	22.3	7	33.2
13:00:00	55	15.8	9	34.2
14:00:00	28	20.7	7	33.9
15:00:00	36	17.2	13	33.7
16:00:00	53	15.8	21	33.0
17:00:00	58	15.3	16	33.8
18:00:00	46	13.6	20	33.0
19:00:00	45	19.7	21	34.9
20:00:00	17	24.1	7	33.2
21:00:00	13	22.3	6	32.5
22:00:00	13	30.0	7	36.1
23:00:00	9	29.2	4	35.0
00:00:00	1	27.5	0	0.0
01:00:00	1	22.5	0	0.0
02:00:00	1	32.5	1	32.5
03:00:00	0	N/A	N/A	N/A
04:00:00	0	N/A	N/A	N/A
05:00:00	3	37.5	3	37.5

Starting Hour	Count	Average Speed of all Traffic	Violator Counts	Average Speed of Violators
06:00:00	4	33.8	3	35.8
07:00:00	8	29.7	6	35.8
08:00:00	22	24.8	11	34.8
09:00:00	37	17.4	17	33.1
10:00:00	32	20.3	11	33.0
11:00:00	29	13.9	0	0.0
12:00:00	29	15.4	4	32.5
13:00:00	31	20.2	8	33.1
14:00:00	37	16.1	6	32.5
15:00:00	32	19.0	9	33.6
16:00:00	55	15.5	16	34.1
17:00:00	47	15.9	12	32.9
18:00:00	56	16.6	20	33.5
19:00:00	52	15.8	23	32.9
20:00:00	24	19.0	12	33.3
21:00:00	0	N/A	N/A	N/A
22:00:00	0	N/A	N/A	N/A
23:00:00	0	N/A	N/A	N/A
00:00:00	0	N/A	N/A	N/A
01:00:00	0	N/A	N/A	N/A
02:00:00	0	N/A	N/A	N/A
03:00:00	0	N/A	N/A	N/A
04:00:00	0	N/A	N/A	N/A
05:00:00	0	N/A	N/A	N/A
06:00:00	0	N/A	N/A	N/A
07:00:00	0	N/A	N/A	N/A
08:00:00	0	N/A	N/A	N/A
09:00:00	0	N/A	N/A	N/A
10:00:00	0	N/A	N/A	N/A
11:00:00	0	N/A	N/A	N/A
12:00:00	0	N/A	N/A	N/A
13:00:00	0	N/A	N/A	N/A
14:00:00	0	N/A	N/A	N/A
15:00:00	0	N/A	N/A	N/A
16:00:00	0	N/A	N/A	N/A
17:00:00	0	N/A	N/A	N/A
18:00:00	0	N/A	N/A	N/A
19:00:00	0	N/A	N/A	N/A
20:00:00	0	N/A	N/A	N/A
21:00:00	0	N/A	N/A	N/A
22:00:00	0	N/A	N/A	N/A
23:00:00	0	N/A	N/A	N/A
00:00:00	0	N/A	N/A	N/A
01:00:00	0	N/A	N/A	N/A
02:00:00	0	N/A	N/A	N/A
03:00:00	0	N/A	N/A	N/A
04:00:00	0	N/A	N/A	N/A
05:00:00	0	N/A	N/A	N/A
06:00:00	0	N/A	N/A	N/A
07:00:00	0	N/A	N/A	N/A
08:00:00	0	N/A	N/A	N/A

Starting Hour	Count	Average Speed of all Traffic	Violator Counts	Average Speed of Violators
09:00:00	0	N/A	N/A	N/A
10:00:00	0	N/A	N/A	N/A
11:00:00	0	N/A	N/A	N/A
12:00:00	0	N/A	N/A	N/A
13:00:00	0	N/A	N/A	N/A
14:00:00	0	N/A	N/A	N/A
15:00:00	0	N/A	N/A	N/A
16:00:00	0	N/A	N/A	N/A
17:00:00	0	N/A	N/A	N/A
18:00:00	0	N/A	N/A	N/A
19:00:00	0	N/A	N/A	N/A
20:00:00	0	N/A	N/A	N/A
21:00:00	0	N/A	N/A	N/A
22:00:00	0	N/A	N/A	N/A
23:00:00	0	N/A	N/A	N/A
00:00:00	0	N/A	N/A	N/A
01:00:00	0	N/A	N/A	N/A
02:00:00	0	N/A	N/A	N/A
03:00:00	0	N/A	N/A	N/A
04:00:00	0	N/A	N/A	N/A
05:00:00	0	N/A	N/A	N/A
06:00:00	0	N/A	N/A	N/A
07:00:00	0	N/A	N/A	N/A
08:00:00	0	N/A	N/A	N/A
09:00:00	0	N/A	N/A	N/A
10:00:00	0	N/A	N/A	N/A
11:00:00	0	N/A	N/A	N/A
12:00:00	0	N/A	N/A	N/A
13:00:00	0	N/A	N/A	N/A
14:00:00	0	N/A	N/A	N/A
15:00:00	0	N/A	N/A	N/A
16:00:00	0	N/A	N/A	N/A
17:00:00	0	N/A	N/A	N/A
18:00:00	0	N/A	N/A	N/A
19:00:00	0	N/A	N/A	N/A
20:00:00	0	N/A	N/A	N/A
21:00:00	0	N/A	N/A	N/A
22:00:00	0	N/A	N/A	N/A
23:00:00	0	N/A	N/A	N/A
00:00:00	0	N/A	N/A	N/A
01:00:00	0	N/A	N/A	N/A
02:00:00	0	N/A	N/A	N/A
03:00:00	0	N/A	N/A	N/A
04:00:00	0	N/A	N/A	N/A
05:00:00	0	N/A	N/A	N/A
06:00:00	0	N/A	N/A	N/A
07:00:00	0	N/A	N/A	N/A
08:00:00	0	N/A	N/A	N/A
09:00:00	0	N/A	N/A	N/A
10:00:00	0	N/A	N/A	N/A
11:00:00	0	N/A	N/A	N/A

Starting Hour	Count	Average Speed of all Traffic	Violator Counts	Average Speed of Violators
12:00:00	0	N/A	N/A	N/A
13:00:00	0	N/A	N/A	N/A
14:00:00	0	N/A	N/A	N/A
15:00:00	0	N/A	N/A	N/A
16:00:00	0	N/A	N/A	N/A
17:00:00	0	N/A	N/A	N/A
18:00:00	0	N/A	N/A	N/A
19:00:00	0	N/A	N/A	N/A
20:00:00	0	N/A	N/A	N/A
21:00:00	0	N/A	N/A	N/A
22:00:00	0	N/A	N/A	N/A
23:00:00	0	N/A	N/A	N/A
00:00:00	0	N/A	N/A	N/A
01:00:00	0	N/A	N/A	N/A
02:00:00	0	N/A	N/A	N/A
03:00:00	0	N/A	N/A	N/A
04:00:00	0	N/A	N/A	N/A
05:00:00	0	N/A	N/A	N/A
06:00:00	0	N/A	N/A	N/A
07:00:00	0	N/A	N/A	N/A
08:00:00	0	N/A	N/A	N/A
09:00:00	0	N/A	N/A	N/A
10:00:00	0	N/A	N/A	N/A
11:00:00	0	N/A	N/A	N/A
12:00:00	0	N/A	N/A	N/A
13:00:00	0	N/A	N/A	N/A
14:00:00	0	N/A	N/A	N/A
15:00:00	0	N/A	N/A	N/A
16:00:00	0	N/A	N/A	N/A
17:00:00	0	N/A	N/A	N/A
18:00:00	0	N/A	N/A	N/A
19:00:00	0	N/A	N/A	N/A
20:00:00	0	N/A	N/A	N/A
21:00:00	0	N/A	N/A	N/A
22:00:00	0	N/A	N/A	N/A
23:00:00	0	N/A	N/A	N/A
00:00:00	0	N/A	N/A	N/A
01:00:00	0	N/A	N/A	N/A
02:00:00	0	N/A	N/A	N/A
03:00:00	0	N/A	N/A	N/A
04:00:00	0	N/A	N/A	N/A
05:00:00	0	N/A	N/A	N/A
06:00:00	0	N/A	N/A	N/A
07:00:00	0	N/A	N/A	N/A
08:00:00	0	N/A	N/A	N/A
09:00:00	0	N/A	N/A	N/A
10:00:00	0	N/A	N/A	N/A
11:00:00	0	N/A	N/A	N/A
12:00:00	0	N/A	N/A	N/A
13:00:00	0	N/A	N/A	N/A
14:00:00	0	N/A	N/A	N/A

Starting Hour	Count	Average Speed of all Traffic	Violator Counts	Average Speed of Violators
15:00:00	0	N/A	N/A	N/A
16:00:00	0	N/A	N/A	N/A
17:00:00	0	N/A	N/A	N/A
18:00:00	0	N/A	N/A	N/A
19:00:00	0	N/A	N/A	N/A
20:00:00	0	N/A	N/A	N/A
21:00:00	0	N/A	N/A	N/A
22:00:00	0	N/A	N/A	N/A
23:00:00	0	N/A	N/A	N/A
00:00:00	0	N/A	N/A	N/A
01:00:00	0	N/A	N/A	N/A
02:00:00	0	N/A	N/A	N/A
03:00:00	0	N/A	N/A	N/A
04:00:00	0	N/A	N/A	N/A
05:00:00	0	N/A	N/A	N/A
06:00:00	0	N/A	N/A	N/A
07:00:00	0	N/A	N/A	N/A
08:00:00	0	N/A	N/A	N/A
09:00:00	0	N/A	N/A	N/A
10:00:00	0	N/A	N/A	N/A
11:00:00	0	N/A	N/A	N/A
12:00:00	0	N/A	N/A	N/A
13:00:00	0	N/A	N/A	N/A
14:00:00	0	N/A	N/A	N/A
15:00:00	0	N/A	N/A	N/A
16:00:00	0	N/A	N/A	N/A
17:00:00	0	N/A	N/A	N/A
18:00:00	0	N/A	N/A	N/A
19:00:00	0	N/A	N/A	N/A
20:00:00	0	N/A	N/A	N/A
21:00:00	0	N/A	N/A	N/A
22:00:00	0	N/A	N/A	N/A
23:00:00	0	N/A	N/A	N/A
00:00:00	0	N/A	N/A	N/A
01:00:00	0	N/A	N/A	N/A
02:00:00	0	N/A	N/A	N/A
03:00:00	0	N/A	N/A	N/A
04:00:00	0	N/A	N/A	N/A
05:00:00	0	N/A	N/A	N/A
06:00:00	0	N/A	N/A	N/A
07:00:00	0	N/A	N/A	N/A
08:00:00	0	N/A	N/A	N/A
09:00:00	0	N/A	N/A	N/A
10:00:00	0	N/A	N/A	N/A
11:00:00	0	N/A	N/A	N/A
12:00:00	0	N/A	N/A	N/A
13:00:00	0	N/A	N/A	N/A
14:00:00	0	N/A	N/A	N/A
15:00:00	0	N/A	N/A	N/A
16:00:00	0	N/A	N/A	N/A
17:00:00	0	N/A	N/A	N/A

Starting Hour	Count	Average Speed of all Traffic	Violator Counts	Average Speed of Violators
18:00:00	0	N/A	N/A	N/A
19:00:00	0	N/A	N/A	N/A
20:00:00	0	N/A	N/A	N/A
21:00:00	0	N/A	N/A	N/A
22:00:00	0	N/A	N/A	N/A
23:00:00	0	N/A	N/A	N/A
00:00:00	0	N/A	N/A	N/A
01:00:00	0	N/A	N/A	N/A
02:00:00	0	N/A	N/A	N/A
03:00:00	0	N/A	N/A	N/A
04:00:00	0	N/A	N/A	N/A
05:00:00	0	N/A	N/A	N/A
06:00:00	0	N/A	N/A	N/A
07:00:00	0	N/A	N/A	N/A
08:00:00	0	N/A	N/A	N/A
09:00:00	0	N/A	N/A	N/A
10:00:00	0	N/A	N/A	N/A
11:00:00	0	N/A	N/A	N/A
12:00:00	0	N/A	N/A	N/A
13:00:00	0	N/A	N/A	N/A
14:00:00	0	N/A	N/A	N/A
15:00:00	0	N/A	N/A	N/A
16:00:00	0	N/A	N/A	N/A
17:00:00	0	N/A	N/A	N/A
18:00:00	0	N/A	N/A	N/A
19:00:00	0	N/A	N/A	N/A
20:00:00	0	N/A	N/A	N/A
21:00:00	0	N/A	N/A	N/A
22:00:00	0	N/A	N/A	N/A
23:00:00	0	N/A	N/A	N/A
00:00:00	0	N/A	N/A	N/A
01:00:00	0	N/A	N/A	N/A
02:00:00	0	N/A	N/A	N/A
03:00:00	0	N/A	N/A	N/A
04:00:00	0	N/A	N/A	N/A
05:00:00	0	N/A	N/A	N/A
06:00:00	0	N/A	N/A	N/A
07:00:00	0	N/A	N/A	N/A
08:00:00	0	N/A	N/A	N/A
09:00:00	0	N/A	N/A	N/A
10:00:00	0	N/A	N/A	N/A
11:00:00	0	N/A	N/A	N/A
12:00:00	0	N/A	N/A	N/A
13:00:00	0	N/A	N/A	N/A
14:00:00	0	N/A	N/A	N/A
15:00:00	0	N/A	N/A	N/A
16:00:00	0	N/A	N/A	N/A
17:00:00	0	N/A	N/A	N/A
18:00:00	0	N/A	N/A	N/A
19:00:00	0	N/A	N/A	N/A
20:00:00	0	N/A	N/A	N/A

Starting Hour	Count	Average Speed of all Traffic	Violator Counts	Average Speed of Violators
21:00:00	0	N/A	N/A	N/A
22:00:00	0	N/A	N/A	N/A
23:00:00	0	N/A	N/A	N/A
00:00:00	0	N/A	N/A	N/A
01:00:00	0	N/A	N/A	N/A
02:00:00	0	N/A	N/A	N/A
03:00:00	0	N/A	N/A	N/A
04:00:00	0	N/A	N/A	N/A
05:00:00	0	N/A	N/A	N/A
06:00:00	0	N/A	N/A	N/A
07:00:00	0	N/A	N/A	N/A
08:00:00	0	N/A	N/A	N/A
09:00:00	0	N/A	N/A	N/A
10:00:00	0	N/A	N/A	N/A
11:00:00	0	N/A	N/A	N/A
12:00:00	0	N/A	N/A	N/A
13:00:00	0	N/A	N/A	N/A
14:00:00	0	N/A	N/A	N/A
15:00:00	0	N/A	N/A	N/A
16:00:00	0	N/A	N/A	N/A
17:00:00	0	N/A	N/A	N/A
18:00:00	0	N/A	N/A	N/A
19:00:00	0	N/A	N/A	N/A
20:00:00	0	N/A	N/A	N/A
21:00:00	0	N/A	N/A	N/A
22:00:00	0	N/A	N/A	N/A
23:00:00	0	N/A	N/A	N/A
00:00:00	0	N/A	N/A	N/A
01:00:00	0	N/A	N/A	N/A
02:00:00	0	N/A	N/A	N/A
03:00:00	0	N/A	N/A	N/A
04:00:00	0	N/A	N/A	N/A
05:00:00	0	N/A	N/A	N/A
06:00:00	0	N/A	N/A	N/A
07:00:00	0	N/A	N/A	N/A
08:00:00	0	N/A	N/A	N/A
09:00:00	0	N/A	N/A	N/A
10:00:00	0	N/A	N/A	N/A
11:00:00	0	N/A	N/A	N/A
12:00:00	0	N/A	N/A	N/A
13:00:00	0	N/A	N/A	N/A
14:00:00	0	N/A	N/A	N/A
15:00:00	0	N/A	N/A	N/A
16:00:00	0	N/A	N/A	N/A
17:00:00	0	N/A	N/A	N/A
18:00:00	0	N/A	N/A	N/A
19:00:00	0	N/A	N/A	N/A
20:00:00	0	N/A	N/A	N/A
21:00:00	0	N/A	N/A	N/A
22:00:00	0	N/A	N/A	N/A
23:00:00	0	N/A	N/A	N/A

Starting Hour	Count	Average Speed of all Traffic	Violator Counts	Average Speed of Violators
00:00:00	0	N/A	N/A	N/A
01:00:00	0	N/A	N/A	N/A
02:00:00	0	N/A	N/A	N/A
03:00:00	0	N/A	N/A	N/A
04:00:00	0	N/A	N/A	N/A
05:00:00	0	N/A	N/A	N/A
06:00:00	0	N/A	N/A	N/A
07:00:00	0	N/A	N/A	N/A
08:00:00	0	N/A	N/A	N/A
09:00:00	0	N/A	N/A	N/A
10:00:00	0	N/A	N/A	N/A
11:00:00	0	N/A	N/A	N/A
12:00:00	0	N/A	N/A	N/A
13:00:00	0	N/A	N/A	N/A
14:00:00	0	N/A	N/A	N/A
15:00:00	0	N/A	N/A	N/A
16:00:00	0	N/A	N/A	N/A
17:00:00	0	N/A	N/A	N/A
18:00:00	0	N/A	N/A	N/A
19:00:00	0	N/A	N/A	N/A
20:00:00	0	N/A	N/A	N/A
21:00:00	0	N/A	N/A	N/A
22:00:00	0	N/A	N/A	N/A
23:00:00	0	N/A	N/A	N/A
00:00:00	0	N/A	N/A	N/A
01:00:00	0	N/A	N/A	N/A
02:00:00	0	N/A	N/A	N/A
03:00:00	0	N/A	N/A	N/A
04:00:00	0	N/A	N/A	N/A
05:00:00	0	N/A	N/A	N/A
06:00:00	0	N/A	N/A	N/A
07:00:00	0	N/A	N/A	N/A
08:00:00	0	N/A	N/A	N/A
09:00:00	0	N/A	N/A	N/A
10:00:00	0	N/A	N/A	N/A
11:00:00	0	N/A	N/A	N/A
12:00:00	0	N/A	N/A	N/A
13:00:00	0	N/A	N/A	N/A
14:00:00	0	N/A	N/A	N/A
15:00:00	0	N/A	N/A	N/A
16:00:00	0	N/A	N/A	N/A
17:00:00	0	N/A	N/A	N/A
18:00:00	0	N/A	N/A	N/A
19:00:00	0	N/A	N/A	N/A
20:00:00	0	N/A	N/A	N/A
21:00:00	0	N/A	N/A	N/A
22:00:00	0	N/A	N/A	N/A
23:00:00	0	N/A	N/A	N/A
00:00:00	0	N/A	N/A	N/A
01:00:00	0	N/A	N/A	N/A
02:00:00	0	N/A	N/A	N/A

Starting Hour	Count	Average Speed of all Traffic	Violator Counts	Average Speed of Violators
03:00:00	0	N/A	N/A	N/A
04:00:00	0	N/A	N/A	N/A
05:00:00	0	N/A	N/A	N/A
06:00:00	0	N/A	N/A	N/A
07:00:00	0	N/A	N/A	N/A
08:00:00	0	N/A	N/A	N/A
09:00:00	0	N/A	N/A	N/A
10:00:00	0	N/A	N/A	N/A
11:00:00	0	N/A	N/A	N/A
12:00:00	0	N/A	N/A	N/A
13:00:00	2	11.3	0	0.0
14:00:00	44	15.5	6	33.3
15:00:00	42	12.9	6	34.2
16:00:00	50	15.2	9	33.1
17:00:00	57	14.7	11	33.0
18:00:00	34	19.3	11	33.4
19:00:00	23	19.0	6	33.3
20:00:00	12	26.9	5	35.5
21:00:00	6	19.2	1	32.5
22:00:00	5	23.0	1	32.5
23:00:00	1	27.5	0	0.0
00:00:00	1	27.5	0	0.0
01:00:00	1	32.5	1	32.5
02:00:00	2	32.5	2	32.5
03:00:00	0	N/A	N/A	N/A
04:00:00	6	30.0	3	34.2
05:00:00	3	29.2	1	32.5
06:00:00	22	21.4	9	33.1
07:00:00	68	13.6	17	33.4
08:00:00	66	12.0	11	32.5
09:00:00	57	12.9	7	32.5
10:00:00	49	12.9	7	32.5
11:00:00	43	15.3	8	33.8
12:00:00	30	20.4	6	33.3
13:00:00	30	18.2	5	32.5
14:00:00	71	12.0	10	33.0
15:00:00	60	13.0	14	33.2
16:00:00	60	13.1	7	32.5
17:00:00	52	12.5	6	34.2
18:00:00	19	22.6	6	32.5
19:00:00	22	18.5	9	32.5
20:00:00	13	20.6	3	35.8
21:00:00	7	25.0	2	32.5
22:00:00	4	30.0	1	37.5
23:00:00	2	32.5	1	37.5
00:00:00	2	27.5	0	0.0
01:00:00	0	N/A	N/A	N/A
02:00:00	1	32.5	1	32.5
03:00:00	0	N/A	N/A	N/A
04:00:00	1	32.5	1	32.5
05:00:00	5	26.5	0	0.0

Starting Hour	Count	Average Speed of all Traffic	Violator Counts	Average Speed of Violators
06:00:00	20	27.3	9	34.7
07:00:00	46	13.5	14	32.5
08:00:00	57	13.6	10	33.0
09:00:00	40	14.5	7	32.5
10:00:00	42	14.9	10	32.5
11:00:00	48	14.0	3	32.5
12:00:00	41	15.8	6	32.5
13:00:00	65	12.8	16	33.4
14:00:00	47	14.6	5	33.5
15:00:00	48	16.2	15	32.8
16:00:00	54	14.9	17	33.1
17:00:00	52	14.5	7	32.5
18:00:00	30	17.3	7	32.5
19:00:00	24	20.6	5	34.5
20:00:00	15	23.2	3	32.5
21:00:00	8	27.5	1	32.5
22:00:00	12	20.2	1	37.5
23:00:00	3	32.5	2	35.0
00:00:00	1	27.5	0	0.0
01:00:00	4	27.5	1	32.5
02:00:00	0	N/A	N/A	N/A
03:00:00	0	N/A	N/A	N/A
04:00:00	1	32.5	1	32.5
05:00:00	6	31.7	4	35.0
06:00:00	5	31.5	3	34.2
07:00:00	16	23.6	8	33.1
08:00:00	37	16.5	9	33.6
09:00:00	44	15.3	10	32.5
10:00:00	50	14.3	7	32.5
11:00:00	57	15.4	15	34.2
12:00:00	52	14.8	14	33.9
13:00:00	49	14.1	14	32.5
14:00:00	35	16.9	8	32.5
15:00:00	28	21.9	8	33.1
16:00:00	35	15.9	2	32.5
17:00:00	42	15.7	9	33.1
18:00:00	27	20.1	7	34.6
19:00:00	22	21.4	8	33.1
20:00:00	15	24.3	7	34.6
21:00:00	10	26.3	6	33.3
22:00:00	8	28.1	2	35.0
23:00:00	15	18.0	4	32.5
00:00:00	9	27.2	4	33.8
01:00:00	1	32.5	1	32.5
02:00:00	0	N/A	N/A	N/A
03:00:00	0	N/A	N/A	N/A
04:00:00	1	37.5	1	37.5
05:00:00	2	27.5	0	0.0
06:00:00	5	28.0	4	36.3
07:00:00	6	29.2	3	34.2
08:00:00	15	23.2	3	32.5

Starting Hour	Count	Average Speed of all Traffic	Violator Counts	Average Speed of Violators
09:00:00	39	15.8	16	33.4
10:00:00	47	15.2	15	33.8
11:00:00	47	16.1	12	34.6
12:00:00	37	14.7	9	33.6
13:00:00	27	17.7	9	33.1
14:00:00	40	16.3	8	33.8
15:00:00	28	18.4	9	34.2
16:00:00	37	14.7	5	32.5
17:00:00	25	21.2	5	33.5
18:00:00	26	21.1	12	33.8
19:00:00	17	25.4	5	34.5
20:00:00	8	21.3	1	37.5
21:00:00	6	29.2	3	34.2
22:00:00	4	27.5	1	37.5
23:00:00	1	27.5	0	0.0
00:00:00	0	N/A	N/A	N/A
01:00:00	0	N/A	N/A	N/A
02:00:00	0	N/A	N/A	N/A
03:00:00	1	27.5	0	0.0
04:00:00	3	18.3	0	0.0
05:00:00	7	22.1	0	0.0
06:00:00	15	25.3	11	33.9
07:00:00	55	15.7	19	33.3
08:00:00	65	13.0	16	33.1
09:00:00	57	14.9	13	33.3
10:00:00	48	13.6	6	32.5
11:00:00	57	13.7	10	34.0
12:00:00	33	17.5	10	32.5
13:00:00	39	16.4	5	34.5
14:00:00	50	12.0	6	32.5
15:00:00	50	14.9	8	33.1
16:00:00	38	15.3	3	32.5
17:00:00	35	17.2	8	33.1
18:00:00	13	22.5	3	32.5
19:00:00	18	25.6	9	33.6
20:00:00	8	24.1	3	32.5
21:00:00	5	27.5	3	32.5
22:00:00	5	26.0	3	34.2
23:00:00	6	25.0	1	32.5
00:00:00	3	16.7	0	0.0
01:00:00	1	32.5	1	32.5
02:00:00	0	N/A	N/A	N/A
03:00:00	1	32.5	1	32.5
04:00:00	4	25.6	4	33.8
05:00:00	8	30.6	5	33.5
06:00:00	13	28.5	7	35.4
07:00:00	52	15.0	17	32.8
08:00:00	71	12.2	16	33.1
09:00:00	55	12.1	9	33.1
10:00:00	49	15.1	6	33.3
11:00:00	49	13.3	6	32.5

Starting Hour	Count	Average Speed of all Traffic	Violator Counts	Average Speed of Violators
12:00:00	48	16.4	11	33.4
13:00:00	42	15.2	9	33.6
14:00:00	38	18.5	11	33.4
15:00:00	50	13.9	8	33.8
16:00:00	38	18.0	8	33.8
17:00:00	46	14.3	5	33.5
18:00:00	38	16.5	5	34.5
19:00:00	20	21.6	8	33.1
20:00:00	11	21.1	2	32.5
21:00:00	8	27.8	4	35.0
22:00:00	2	30.0	1	32.5
23:00:00	1	27.5	0	0.0
00:00:00	2	27.5	0	0.0
01:00:00	1	32.5	1	32.5
02:00:00	2	27.5	1	32.5
03:00:00	2	35.0	2	35.0
04:00:00	2	32.5	2	32.5
05:00:00	7	28.9	2	37.5
06:00:00	13	26.0	8	34.4
07:00:00	63	13.1	24	33.8
08:00:00	75	11.5	22	33.2
09:00:00	56	17.0	19	33.6
10:00:00	52	14.2	13	33.3
11:00:00	43	14.1	11	32.5
12:00:00	39	17.5	7	33.2
13:00:00	42	16.4	14	32.9
14:00:00	48	15.2	12	32.5
15:00:00	47	18.4	9	35.8
16:00:00	50	13.9	14	33.9
17:00:00	47	15.5	13	34.0
18:00:00	47	15.3	12	34.6
19:00:00	23	21.6	8	33.8
20:00:00	12	25.4	7	33.9
21:00:00	7	27.1	4	33.8
22:00:00	5	33.5	3	37.5
23:00:00	1	32.5	1	32.5
00:00:00	1	27.5	0	0.0
01:00:00	1	32.5	1	32.5
02:00:00	0	N/A	N/A	N/A
03:00:00	1	37.5	1	37.5
04:00:00	3	34.2	3	34.2
05:00:00	4	32.5	2	40.0
06:00:00	13	24.6	8	34.4
07:00:00	49	15.2	17	34.3
08:00:00	54	15.3	21	33.5
09:00:00	56	14.9	15	33.2
10:00:00	52	13.9	12	32.5
11:00:00	50	17.5	12	34.2
12:00:00	40	16.6	8	34.4
13:00:00	43	16.8	17	33.1
14:00:00	55	16.5	17	34.0

Starting Hour	Count	Average Speed of all Traffic	Violator Counts	Average Speed of Violators
15:00:00	61	14.8	17	32.8
16:00:00	48	14.3	13	33.3
17:00:00	56	14.2	12	33.8
18:00:00	35	17.1	10	34.0
19:00:00	21	21.0	3	32.5
20:00:00	9	21.7	1	32.5
21:00:00	25	18.5	3	35.8
22:00:00	9	22.8	3	32.5
23:00:00	1	37.5	1	37.5
00:00:00	1	27.5	0	0.0
01:00:00	2	35.0	2	35.0
02:00:00	0	N/A	N/A	N/A
03:00:00	0	N/A	N/A	N/A
04:00:00	2	37.5	2	37.5
05:00:00	6	29.2	3	34.2
06:00:00	10	27.3	6	33.3
07:00:00	54	14.8	19	33.6
08:00:00	75	12.1	20	33.8
09:00:00	52	14.3	11	33.4
10:00:00	51	15.3	15	32.5
11:00:00	47	15.7	13	33.3
12:00:00	43	14.0	8	32.5
13:00:00	41	16.2	13	33.7
14:00:00	56	15.1	24	33.3
15:00:00	58	15.6	21	34.2
16:00:00	61	13.8	16	33.1
17:00:00	45	17.6	20	33.8
18:00:00	35	17.3	18	33.3
19:00:00	36	19.8	22	33.4
20:00:00	19	19.5	3	32.5
21:00:00	12	17.3	5	32.5
22:00:00	8	26.6	5	32.5
23:00:00	7	29.6	3	35.8
00:00:00	4	27.5	3	32.5
01:00:00	3	30.8	2	32.5
02:00:00	0	N/A	N/A	N/A
03:00:00	1	32.5	1	32.5
04:00:00	2	32.5	2	32.5
05:00:00	1	32.5	1	32.5
06:00:00	8	22.5	2	35.0
07:00:00	15	24.0	6	33.3
08:00:00	28	23.9	9	34.2
09:00:00	57	13.1	20	32.8
10:00:00	53	15.4	12	34.6
11:00:00	59	14.7	16	32.8
12:00:00	50	13.9	15	32.5
13:00:00	42	16.7	12	32.5
14:00:00	40	14.4	10	33.5
15:00:00	59	14.4	12	34.2
16:00:00	44	14.8	8	33.1
17:00:00	30	22.0	13	33.3

Starting Hour	Count	Average Speed of all Traffic	Violator Counts	Average Speed of Violators
18:00:00	29	20.2	8	35.6
19:00:00	14	17.1	3	34.2
20:00:00	11	20.9	6	32.5
21:00:00	5	28.5	1	32.5
22:00:00	9	21.1	3	32.5
23:00:00	6	27.1	5	34.5
00:00:00	3	16.7	0	0.0
01:00:00	2	30.0	1	32.5
02:00:00	2	30.0	1	32.5
03:00:00	2	30.0	1	32.5
04:00:00	1	32.5	1	32.5
05:00:00	2	35.0	2	35.0
06:00:00	6	29.2	3	34.2
07:00:00	3	27.5	1	32.5
08:00:00	7	26.4	3	34.2
09:00:00	34	16.4	11	32.5
10:00:00	47	17.5	14	33.2
11:00:00	50	14.6	14	33.6
12:00:00	45	16.6	20	34.0
13:00:00	26	17.6	9	33.1
14:00:00	42	16.0	12	32.9
15:00:00	45	15.7	14	32.9
16:00:00	31	16.5	4	32.5
17:00:00	21	19.3	9	33.1
18:00:00	25	20.6	5	33.5
19:00:00	13	30.6	5	36.5
20:00:00	8	27.5	3	34.2
21:00:00	6	27.5	3	34.2
22:00:00	4	30.0	1	37.5
23:00:00	3	29.2	1	32.5
00:00:00	0	N/A	N/A	N/A
01:00:00	0	N/A	N/A	N/A
02:00:00	0	N/A	N/A	N/A
03:00:00	3	23.3	3	34.2
04:00:00	3	34.2	3	34.2
05:00:00	4	26.3	1	32.5
06:00:00	22	21.7	12	35.4
07:00:00	51	15.2	15	34.5
08:00:00	66	13.6	20	33.5
09:00:00	50	13.4	10	33.5
10:00:00	42	15.7	9	33.1
11:00:00	47	16.6	15	32.5
12:00:00	39	16.1	12	32.9
13:00:00	43	15.2	13	32.5
14:00:00	43	17.2	9	34.7
15:00:00	53	14.2	13	32.9
16:00:00	46	11.4	5	32.5
17:00:00	47	17.4	16	32.8
18:00:00	22	19.1	4	35.0
19:00:00	15	22.5	3	34.2
20:00:00	6	28.3	3	32.5

Starting Hour	Count	Average Speed of all Traffic	Violator Counts	Average Speed of Violators
21:00:00	9	26.9	1	32.5
22:00:00	10	31.5	5	38.5
23:00:00	4	21.3	0	0.0
00:00:00	0	N/A	N/A	N/A
01:00:00	0	N/A	N/A	N/A
02:00:00	0	N/A	N/A	N/A
03:00:00	0	N/A	N/A	N/A
04:00:00	2	35.0	2	35.0
05:00:00	6	29.2	2	35.0
06:00:00	26	27.0	18	35.6
07:00:00	44	16.3	20	33.3
08:00:00	64	15.2	18	33.3
09:00:00	54	11.9	7	33.2
10:00:00	52	13.0	11	32.5
11:00:00	49	16.8	11	33.4
12:00:00	47	17.1	15	33.8
13:00:00	40	19.6	13	33.7
14:00:00	61	12.8	15	33.5
15:00:00	50	15.0	18	32.8
16:00:00	58	13.4	10	33.0
17:00:00	59	14.2	16	33.1
18:00:00	38	16.4	8	35.0
19:00:00	33	20.0	16	33.8
20:00:00	6	23.3	1	37.5
21:00:00	9	26.9	2	35.0
22:00:00	7	33.9	5	36.5
23:00:00	6	30.0	2	35.0
00:00:00	0	N/A	N/A	N/A
01:00:00	2	40.0	2	40.0
02:00:00	2	30.0	1	32.5
03:00:00	0	N/A	N/A	N/A
04:00:00	2	35.0	2	35.0
05:00:00	11	31.1	8	33.8
06:00:00	24	21.8	11	34.3
07:00:00	60	12.5	22	33.0
08:00:00	66	13.8	18	34.2
09:00:00	49	13.7	17	32.5
10:00:00	66	13.8	9	34.2
11:00:00	38	15.7	6	32.5
12:00:00	53	13.1	5	33.5
13:00:00	37	17.4	9	33.1
14:00:00	49	14.5	21	33.5
15:00:00	47	17.6	16	32.8
16:00:00	49	18.0	12	32.9
17:00:00	55	16.0	15	33.5
18:00:00	49	14.3	14	33.2
19:00:00	28	22.0	10	34.0
20:00:00	9	25.6	2	40.0
21:00:00	10	24.0	3	35.8
22:00:00	9	32.5	7	34.6
23:00:00	5	17.5	1	32.5

Starting Hour	Count	Average Speed of all Traffic	Violator Counts	Average Speed of Violators
00:00:00	0	N/A	N/A	N/A
01:00:00	0	N/A	N/A	N/A
02:00:00	3	29.2	2	32.5
03:00:00	1	37.5	1	37.5
04:00:00	4	25.6	4	33.8
05:00:00	7	30.4	4	33.8
06:00:00	25	23.9	15	36.5
07:00:00	48	16.0	18	33.1
08:00:00	59	16.4	15	34.5
09:00:00	60	12.8	9	32.5
10:00:00	57	13.6	12	32.9
11:00:00	52	16.9	20	34.0
12:00:00	36	14.8	13	32.5
13:00:00	36	19.0	9	33.1
14:00:00	52	14.2	11	33.4
15:00:00	56	11.1	9	32.5
16:00:00	43	14.8	6	33.3
17:00:00	53	12.0	8	32.5
18:00:00	31	19.8	11	33.0
19:00:00	12	19.6	2	35.0
20:00:00	11	23.2	2	32.5
21:00:00	10	24.3	3	32.5
22:00:00	6	31.7	2	40.0
23:00:00	5	27.5	1	37.5
00:00:00	3	22.5	0	0.0
01:00:00	1	22.5	0	0.0
02:00:00	2	30.0	1	32.5
03:00:00	0	N/A	N/A	N/A
04:00:00	1	32.5	1	32.5
05:00:00	8	30.6	5	33.5
06:00:00	24	20.3	10	34.5
07:00:00	35	20.2	17	34.0
08:00:00	62	15.2	17	33.4
09:00:00	49	16.7	15	33.5
10:00:00	54	13.9	5	32.5
11:00:00	52	14.4	10	33.5
12:00:00	54	15.2	12	33.3
13:00:00	54	17.3	15	33.2
14:00:00	50	15.5	16	35.0
15:00:00	44	16.5	9	33.6
16:00:00	67	14.3	22	33.6
17:00:00	43	16.2	11	33.4
18:00:00	38	16.6	13	34.0
19:00:00	20	19.5	5	32.5
20:00:00	23	23.8	9	33.1
21:00:00	9	21.9	2	32.5
22:00:00	7	29.6	3	34.2
23:00:00	5	23.0	1	32.5
00:00:00	3	32.5	1	42.5
01:00:00	2	30.0	1	32.5
02:00:00	0	N/A	N/A	N/A

Starting Hour	Count	Average Speed of all Traffic	Violator Counts	Average Speed of Violators
03:00:00	0	N/A	N/A	N/A
04:00:00	2	35.0	2	35.0
05:00:00	2	35.0	2	35.0
06:00:00	9	29.4	4	38.8
07:00:00	21	22.7	7	33.9
08:00:00	46	14.8	15	32.8
09:00:00	48	14.2	18	32.8
10:00:00	40	14.5	7	33.2
11:00:00	70	13.5	15	33.2
12:00:00	56	15.6	13	35.2
13:00:00	48	16.7	14	32.5
14:00:00	37	20.9	9	33.6
15:00:00	48	13.6	7	33.2
16:00:00	37	16.2	3	32.5
17:00:00	45	14.8	6	32.5
18:00:00	34	14.9	8	33.1
19:00:00	28	20.9	4	32.5
20:00:00	17	21.9	6	34.2
21:00:00	9	25.0	2	32.5
22:00:00	5	27.5	1	32.5
23:00:00	6	22.1	0	0.0
00:00:00	2	25.0	0	0.0
01:00:00	1	32.5	1	32.5
02:00:00	3	32.5	3	32.5
03:00:00	0	N/A	N/A	N/A
04:00:00	1	32.5	1	32.5
05:00:00	3	30.8	1	37.5
06:00:00	4	31.3	2	37.5
07:00:00	8	24.1	2	37.5
08:00:00	13	22.1	2	37.5
09:00:00	25	19.7	6	33.3
10:00:00	61	14.1	18	33.1
11:00:00	49	14.4	13	32.9
12:00:00	45	15.9	19	33.0
13:00:00	35	17.1	10	33.5
14:00:00	24	17.6	1	32.5
15:00:00	23	17.5	5	32.5
16:00:00	24	17.9	7	32.5
17:00:00	26	18.4	5	32.5
18:00:00	16	22.5	6	35.0
19:00:00	19	17.0	3	32.5
20:00:00	9	29.2	3	34.2
21:00:00	15	21.5	2	32.5
22:00:00	6	26.7	1	37.5
23:00:00	2	22.5	0	0.0
00:00:00	2	30.0	1	32.5
01:00:00	0	N/A	N/A	N/A
02:00:00	2	32.5	1	37.5
03:00:00	0	N/A	N/A	N/A
04:00:00	3	34.2	3	34.2
05:00:00	9	23.6	3	34.2

Starting Hour	Count	Average Speed of all Traffic	Violator Counts	Average Speed of Violators
06:00:00	17	24.6	12	34.6
07:00:00	39	14.3	12	32.9
08:00:00	43	18.2	15	33.2
09:00:00	54	16.2	13	34.0
10:00:00	56	15.6	12	32.9
11:00:00	52	16.5	14	33.9
12:00:00	57	13.9	13	32.9
13:00:00	53	15.0	15	33.5
14:00:00	42	13.9	12	32.5
15:00:00	34	18.0	8	32.5
16:00:00	61	14.8	12	32.5
17:00:00	45	15.3	9	33.1
18:00:00	22	20.8	7	33.2
19:00:00	22	20.2	7	35.4
20:00:00	12	22.7	0	0.0
21:00:00	12	26.5	4	35.0
22:00:00	5	14.5	0	0.0
23:00:00	3	24.2	1	32.5
00:00:00	2	32.5	1	37.5
01:00:00	0	N/A	N/A	N/A
02:00:00	0	N/A	N/A	N/A
03:00:00	1	32.5	1	32.5
04:00:00	3	35.8	3	35.8
05:00:00	5	25.5	2	32.5
06:00:00	25	22.2	9	33.6
07:00:00	48	15.5	27	33.2
08:00:00	39	17.7	15	32.8
09:00:00	37	20.3	9	34.2
10:00:00	60	11.8	13	32.5
11:00:00	51	13.7	9	34.7
12:00:00	52	14.7	13	33.3
13:00:00	44	19.3	17	33.7
14:00:00	42	17.1	12	32.9
15:00:00	41	15.1	14	32.5
16:00:00	45	14.4	7	32.5
17:00:00	50	15.1	10	33.0
18:00:00	25	22.6	8	34.4
19:00:00	19	23.8	9	34.2
20:00:00	15	21.8	3	34.2
21:00:00	9	19.7	1	32.5
22:00:00	5	21.0	0	0.0
23:00:00	1	32.5	1	32.5
00:00:00	2	35.0	2	35.0
01:00:00	0	N/A	N/A	N/A
02:00:00	0	N/A	N/A	N/A
03:00:00	4	19.4	0	0.0
04:00:00	2	27.5	1	32.5
05:00:00	7	29.6	3	34.2
06:00:00	21	21.4	9	33.1
07:00:00	39	15.8	8	33.8
08:00:00	53	16.2	12	32.9

Starting Hour	Count	Average Speed of all Traffic	Violator Counts	Average Speed of Violators
09:00:00	54	11.8	8	32.5
10:00:00	45	14.7	8	32.5
11:00:00	48	12.8	3	34.2
12:00:00	58	14.8	9	35.8
13:00:00	42	16.5	12	32.9
14:00:00	53	14.8	12	32.9
15:00:00	50	13.2	3	34.2
16:00:00	60	12.3	10	32.5
17:00:00	33	20.6	17	32.8
18:00:00	48	16.1	14	33.6
19:00:00	17	25.7	7	34.6
20:00:00	13	22.7	4	36.3
21:00:00	8	23.8	5	33.5
22:00:00	6	30.8	3	34.2
23:00:00	9	25.0	2	35.0
00:00:00	0	N/A	N/A	N/A
01:00:00	2	30.0	1	32.5
02:00:00	1	32.5	1	32.5
03:00:00	2	32.5	2	32.5
04:00:00	2	32.5	2	32.5
05:00:00	4	21.9	3	32.5
06:00:00	15	26.8	11	33.4
07:00:00	29	26.4	14	34.3
08:00:00	45	16.6	18	33.1
09:00:00	58	14.3	15	34.2
10:00:00	50	12.3	12	32.9
11:00:00	67	12.3	15	32.8
12:00:00	61	13.7	22	32.7
13:00:00	50	17.7	16	33.4
14:00:00	43	16.5	10	33.0
15:00:00	43	15.4	8	33.8
16:00:00	44	14.1	7	34.6
17:00:00	41	18.4	12	32.9
18:00:00	33	16.7	7	33.9
19:00:00	26	17.6	3	34.2
20:00:00	10	29.3	8	34.4
21:00:00	9	23.3	2	32.5
22:00:00	8	24.4	4	35.0
23:00:00	5	19.0	0	0.0
00:00:00	3	29.2	1	32.5
01:00:00	1	32.5	1	32.5
02:00:00	0	N/A	N/A	N/A
03:00:00	2	37.5	2	37.5
04:00:00	0	N/A	N/A	N/A
05:00:00	4	32.5	3	34.2
06:00:00	17	25.6	10	34.5
07:00:00	28	19.0	13	33.3
08:00:00	29	18.9	14	32.9
09:00:00	39	16.0	11	33.0
10:00:00	47	16.1	15	33.2
11:00:00	65	13.7	20	33.0

Starting Hour	Count	Average Speed of all Traffic	Violator Counts	Average Speed of Violators
12:00:00	53	15.0	21	33.5
13:00:00	50	15.9	9	32.5
14:00:00	52	18.0	16	33.4
15:00:00	45	17.9	19	33.6
16:00:00	44	12.5	3	32.5
17:00:00	40	18.3	11	35.2
18:00:00	28	21.6	6	36.7
19:00:00	16	23.9	7	33.2
20:00:00	14	18.0	1	42.5
21:00:00	14	20.5	2	32.5
22:00:00	8	24.7	1	32.5
23:00:00	1	27.5	0	0.0
00:00:00	1	27.5	0	0.0
01:00:00	1	22.5	0	0.0
02:00:00	0	N/A	N/A	N/A
03:00:00	0	N/A	N/A	N/A
04:00:00	0	N/A	N/A	N/A
05:00:00	2	32.5	2	32.5
06:00:00	4	27.5	1	37.5
07:00:00	3	30.8	1	37.5
08:00:00	12	24.6	8	32.5
09:00:00	9	21.9	3	32.5
10:00:00	32	16.9	18	32.5
11:00:00	26	20.0	13	32.9
12:00:00	32	20.6	14	33.2
13:00:00	22	21.8	12	35.0
14:00:00	17	25.0	5	38.5
15:00:00	14	22.9	3	32.5
16:00:00	19	22.5	5	38.5
17:00:00	19	21.1	5	34.5
18:00:00	14	26.1	6	33.3
19:00:00	10	20.8	6	32.5
20:00:00	11	27.3	4	33.8
21:00:00	6	30.8	3	35.8
22:00:00	4	27.5	0	0.0
23:00:00	5	33.5	4	35.0
00:00:00	0	N/A	N/A	N/A
01:00:00	0	N/A	N/A	N/A
02:00:00	0	N/A	N/A	N/A
03:00:00	0	N/A	N/A	N/A
04:00:00	0	N/A	N/A	N/A
05:00:00	1	27.5	0	0.0
06:00:00	1	32.5	1	32.5
07:00:00	4	32.5	3	34.2
08:00:00	5	27.5	1	37.5
09:00:00	12	23.5	9	33.6
10:00:00	31	21.0	12	32.5
11:00:00	28	20.5	11	33.0
12:00:00	40	16.9	9	34.2
13:00:00	22	24.4	9	32.5
14:00:00	17	24.4	6	33.3

Starting Hour	Count	Average Speed of all Traffic	Violator Counts	Average Speed of Violators
15:00:00	18	20.1	3	34.2
16:00:00	17	22.2	5	34.5
17:00:00	20	19.5	4	33.8
18:00:00	9	25.0	4	32.5
19:00:00	11	19.5	2	35.0
20:00:00	14	21.1	2	32.5
21:00:00	9	22.8	1	37.5
22:00:00	6	30.0	4	32.5
23:00:00	2	30.0	1	32.5
00:00:00	2	35.0	2	35.0
01:00:00	0	N/A	N/A	N/A
02:00:00	0	N/A	N/A	N/A
03:00:00	0	N/A	N/A	N/A
04:00:00	1	32.5	1	32.5
05:00:00	2	32.5	2	32.5
06:00:00	2	27.5	0	0.0
07:00:00	5	32.5	3	35.8
08:00:00	21	24.5	8	33.8
09:00:00	22	26.0	12	33.3
10:00:00	40	14.5	7	33.2
11:00:00	46	13.0	6	33.3
12:00:00	44	16.1	11	33.0
13:00:00	41	15.5	12	32.9
14:00:00	31	16.6	8	33.1
15:00:00	21	18.2	9	33.1
16:00:00	25	18.5	7	32.5
17:00:00	24	19.7	7	34.6
18:00:00	22	21.4	7	33.9
19:00:00	13	25.4	5	33.5
20:00:00	5	19.5	1	42.5
21:00:00	9	20.6	2	37.5
22:00:00	8	31.9	5	34.5
23:00:00	0	N/A	N/A	N/A
00:00:00	3	32.5	2	35.0
01:00:00	2	20.0	0	0.0
02:00:00	0	N/A	N/A	N/A
03:00:00	1	37.5	1	37.5
04:00:00	1	37.5	1	37.5
05:00:00	4	31.3	3	32.5
06:00:00	3	30.8	2	32.5
07:00:00	6	30.8	3	35.8
08:00:00	16	22.8	6	34.2
09:00:00	28	18.0	8	32.5
10:00:00	31	19.5	12	32.5
11:00:00	32	18.3	10	32.5
12:00:00	39	20.2	14	33.6
13:00:00	46	14.9	14	32.5
14:00:00	27	19.0	6	32.5
15:00:00	28	19.4	10	33.5
16:00:00	24	18.6	4	33.8
17:00:00	17	23.5	6	33.3

Starting Hour	Count	Average Speed of all Traffic	Violator Counts	Average Speed of Violators
18:00:00	16	21.1	8	35.0
19:00:00	9	21.4	1	32.5
20:00:00	7	23.6	3	32.5
21:00:00	14	24.5	5	39.5
22:00:00	2	30.0	1	32.5
23:00:00	7	24.3	2	35.0
00:00:00	2	30.0	1	32.5
01:00:00	0	N/A	N/A	N/A
02:00:00	0	N/A	N/A	N/A
03:00:00	2	32.5	1	37.5
04:00:00	3	35.8	3	35.8
05:00:00	7	31.1	4	33.8
06:00:00	10	24.0	5	34.5
07:00:00	16	19.5	6	33.3
08:00:00	27	20.2	7	32.5
09:00:00	45	13.6	12	32.5
10:00:00	50	14.6	10	33.0
11:00:00	46	12.2	5	33.5
12:00:00	32	19.7	6	32.5
13:00:00	47	15.2	15	32.5
14:00:00	23	18.2	7	32.5
15:00:00	40	17.4	9	34.2
16:00:00	38	17.2	8	32.5
17:00:00	39	15.1	8	34.4
18:00:00	24	21.7	13	33.3
19:00:00	24	19.0	9	33.6
20:00:00	11	27.3	5	33.5
21:00:00	10	31.0	5	34.5
22:00:00	8	28.1	2	32.5
23:00:00	15	19.8	2	32.5
00:00:00	1	27.5	0	0.0
01:00:00	0	N/A	N/A	N/A
02:00:00	0	N/A	N/A	N/A
03:00:00	2	37.5	2	37.5
04:00:00	2	35.0	2	35.0
05:00:00	5	28.5	2	32.5
06:00:00	11	27.7	7	33.9
07:00:00	18	22.5	8	33.1
08:00:00	23	20.1	7	32.5
09:00:00	41	16.0	10	33.5
10:00:00	35	17.0	8	32.5
11:00:00	61	13.5	12	32.9
12:00:00	41	17.9	11	33.9
13:00:00	49	16.9	13	33.3
14:00:00	53	14.6	10	32.5
15:00:00	33	17.3	6	32.5
16:00:00	41	14.1	7	32.5
17:00:00	27	16.0	9	33.1
18:00:00	28	18.9	7	33.2
19:00:00	20	23.3	6	34.2
20:00:00	5	29.5	2	32.5

Starting Hour	Count	Average Speed of all Traffic	Violator Counts	Average Speed of Violators
21:00:00	4	24.4	1	42.5
22:00:00	5	25.0	2	35.0
23:00:00	6	29.2	2	40.0
00:00:00	1	22.5	0	0.0
01:00:00	0	N/A	N/A	N/A
02:00:00	0	N/A	N/A	N/A
03:00:00	2	32.5	1	37.5
04:00:00	1	32.5	1	32.5
05:00:00	1	37.5	1	37.5
06:00:00	13	26.0	7	34.6
07:00:00	24	22.0	10	35.5
08:00:00	22	21.1	6	32.5
09:00:00	32	18.4	7	33.2
10:00:00	50	14.9	8	32.5
11:00:00	49	12.7	6	32.5
12:00:00	45	15.5	13	32.5
13:00:00	40	17.4	13	33.3
14:00:00	51	16.8	16	33.1
15:00:00	40	17.9	17	32.8
16:00:00	39	18.6	8	34.4
17:00:00	30	21.7	10	35.0
18:00:00	24	23.6	14	33.9
19:00:00	16	25.6	6	34.2
20:00:00	7	33.2	5	35.5
21:00:00	5	21.0	0	0.0
22:00:00	3	29.2	1	37.5
23:00:00	3	25.8	1	37.5
00:00:00	10	21.0	2	32.5
01:00:00	6	26.7	0	0.0
02:00:00	2	35.0	2	35.0
03:00:00	3	27.5	1	37.5
04:00:00	2	35.0	2	35.0
05:00:00	0	N/A	N/A	N/A
06:00:00	2	32.5	2	32.5
07:00:00	1	27.5	0	0.0
08:00:00	8	26.9	2	35.0
09:00:00	25	16.9	10	33.0
10:00:00	24	19.7	6	32.5
11:00:00	32	17.3	10	33.0
12:00:00	38	19.3	13	33.3
13:00:00	34	17.1	15	32.5
14:00:00	29	19.2	6	32.5
15:00:00	18	20.8	4	32.5
16:00:00	29	18.3	4	32.5
17:00:00	24	21.0	10	32.5
18:00:00	15	22.2	10	33.0
19:00:00	15	22.5	7	33.2
20:00:00	8	25.9	4	32.5
21:00:00	4	27.5	1	32.5
22:00:00	5	17.5	2	32.5
23:00:00	5	21.0	1	32.5

Starting Hour	Count	Average Speed of all Traffic	Violator Counts	Average Speed of Violators
00:00:00	1	32.5	1	32.5
01:00:00	0	N/A	N/A	N/A
02:00:00	0	N/A	N/A	N/A
03:00:00	1	37.5	1	37.5
04:00:00	0	N/A	N/A	N/A
05:00:00	2	37.5	2	37.5
06:00:00	4	31.3	2	40.0
07:00:00	6	30.0	2	35.0
08:00:00	9	26.4	3	32.5
09:00:00	28	18.6	14	33.2
10:00:00	39	13.7	16	32.5
11:00:00	46	16.9	15	33.5
12:00:00	48	16.8	18	33.1
13:00:00	36	16.4	8	32.5
14:00:00	29	21.0	13	32.5
15:00:00	25	22.2	7	34.6
16:00:00	26	17.7	7	34.6
17:00:00	21	22.7	6	35.0
18:00:00	11	21.4	5	33.5
19:00:00	9	28.6	3	35.8
20:00:00	13	23.3	4	35.0
21:00:00	4	27.5	0	0.0
22:00:00	2	30.0	1	32.5
23:00:00	3	32.5	2	37.5
00:00:00	0	N/A	N/A	N/A
01:00:00	1	27.5	0	0.0
02:00:00	0	N/A	N/A	N/A
03:00:00	3	32.5	2	35.0
04:00:00	3	32.5	2	35.0
05:00:00	3	30.8	2	32.5
06:00:00	3	30.8	1	37.5
07:00:00	7	31.8	5	34.5
08:00:00	14	22.5	4	32.5
09:00:00	42	17.1	9	33.1
10:00:00	42	16.7	15	32.5
11:00:00	43	17.1	13	33.3
12:00:00	40	20.4	15	32.8
13:00:00	35	15.6	7	33.2
14:00:00	23	20.7	7	32.5
15:00:00	24	18.8	8	33.1
16:00:00	30	13.4	3	32.5
17:00:00	22	19.8	5	33.5
18:00:00	15	22.5	3	34.2
19:00:00	7	31.8	5	34.5
20:00:00	9	22.8	3	32.5
21:00:00	4	30.0	2	32.5
22:00:00	3	30.8	2	35.0
23:00:00	1	27.5	0	0.0
00:00:00	0	N/A	N/A	N/A
01:00:00	1	32.5	1	32.5
02:00:00	0	N/A	N/A	N/A

Starting Hour	Count	Average Speed of all Traffic	Violator Counts	Average Speed of Violators
03:00:00	0	N/A	N/A	N/A
04:00:00	3	30.8	1	37.5
05:00:00	5	24.0	2	35.0
06:00:00	14	26.8	9	34.7
07:00:00	49	15.1	18	33.6
08:00:00	35	13.2	6	33.3
09:00:00	40	16.4	8	33.1
10:00:00	64	14.6	13	32.9
11:00:00	35	17.3	7	32.5
12:00:00	40	14.4	9	32.5
13:00:00	41	16.1	10	33.5
14:00:00	51	14.5	11	33.4
15:00:00	32	18.4	9	32.5
16:00:00	37	18.3	6	32.5
17:00:00	40	20.6	13	32.9
18:00:00	29	19.4	4	33.8
19:00:00	12	29.8	8	35.6
20:00:00	6	24.6	2	32.5
21:00:00	7	30.4	4	32.5
22:00:00	3	20.0	2	32.5
23:00:00	3	30.8	2	35.0
00:00:00	1	22.5	0	0.0
01:00:00	0	N/A	N/A	N/A
02:00:00	1	37.5	1	37.5
03:00:00	0	N/A	N/A	N/A
04:00:00	1	27.5	0	0.0
05:00:00	9	25.6	3	35.8
06:00:00	21	20.2	16	33.4
07:00:00	56	16.1	16	33.4
08:00:00	62	14.6	20	32.8
09:00:00	63	12.4	7	34.6
10:00:00	40	15.1	8	32.5
11:00:00	44	17.0	10	33.5
12:00:00	46	15.8	8	33.8
13:00:00	36	16.7	12	33.3
14:00:00	34	20.7	11	33.4
15:00:00	52	14.5	13	32.5
16:00:00	46	17.3	13	32.5
17:00:00	50	16.4	8	35.0
18:00:00	29	17.8	4	33.8
19:00:00	20	25.9	10	35.0
20:00:00	7	28.2	1	32.5
21:00:00	9	25.8	5	36.5
22:00:00	7	33.9	6	35.0
23:00:00	1	32.5	1	32.5
00:00:00	0	N/A	N/A	N/A
01:00:00	0	N/A	N/A	N/A
02:00:00	1	32.5	1	32.5
03:00:00	0	N/A	N/A	N/A
04:00:00	1	37.5	1	37.5
05:00:00	5	26.5	2	32.5

Starting Hour	Count	Average Speed of all Traffic	Violator Counts	Average Speed of Violators
06:00:00	19	25.3	12	33.8
07:00:00	48	16.6	18	34.4
08:00:00	74	12.1	27	32.7
09:00:00	52	10.8	6	32.5
10:00:00	51	14.3	8	33.1
11:00:00	45	15.6	12	32.9
12:00:00	38	15.1	7	32.5
13:00:00	41	15.5	14	33.9
14:00:00	34	19.9	13	32.9
15:00:00	50	13.1	14	32.9
16:00:00	46	17.6	14	32.9
17:00:00	38	15.5	8	34.4
18:00:00	31	21.3	9	33.6
19:00:00	16	18.9	3	32.5
20:00:00	7	26.8	0	0.0
21:00:00	15	24.5	5	33.5
22:00:00	5	26.0	4	35.0
23:00:00	3	21.7	3	32.5
00:00:00	0	N/A	N/A	N/A
01:00:00	0	N/A	N/A	N/A
02:00:00	1	32.5	1	32.5
03:00:00	0	N/A	N/A	N/A
04:00:00	1	37.5	1	37.5
05:00:00	6	23.8	2	32.5
06:00:00	19	27.2	13	33.3
07:00:00	55	14.1	21	33.7
08:00:00	50	15.0	15	35.2
09:00:00	55	14.3	17	32.8
10:00:00	35	17.5	9	34.7
11:00:00	47	15.7	10	33.0
12:00:00	41	16.8	17	33.4
13:00:00	29	23.7	14	33.2
14:00:00	36	19.1	13	32.9
15:00:00	49	18.3	16	33.4
16:00:00	47	17.1	16	33.4
17:00:00	44	16.4	14	33.6
18:00:00	42	18.2	14	34.3
19:00:00	22	20.1	11	33.9
20:00:00	16	26.7	11	35.2
21:00:00	8	25.9	2	37.5
22:00:00	9	28.1	3	34.2
23:00:00	4	33.8	4	33.8
00:00:00	1	37.5	1	37.5
01:00:00	1	27.5	0	0.0
02:00:00	1	27.5	0	0.0
03:00:00	0	N/A	N/A	N/A
04:00:00	2	32.5	2	32.5
05:00:00	2	32.5	2	32.5
06:00:00	10	30.0	6	33.3
07:00:00	15	24.0	8	33.8
08:00:00	30	19.1	9	34.2

Starting Hour	Count	Average Speed of all Traffic	Violator Counts	Average Speed of Violators
09:00:00	38	15.7	7	33.2
10:00:00	42	17.6	10	33.5
11:00:00	46	18.0	18	33.3
12:00:00	39	16.5	15	33.2
13:00:00	44	14.8	14	32.5
14:00:00	23	18.5	3	32.5
15:00:00	22	22.4	8	32.5
16:00:00	35	16.6	12	32.9
17:00:00	29	21.2	15	34.2
18:00:00	25	21.2	12	33.8
19:00:00	20	22.4	5	33.5
20:00:00	17	20.7	6	34.2
21:00:00	6	26.3	2	37.5
22:00:00	7	26.1	2	35.0
23:00:00	3	39.2	3	39.2
00:00:00	1	32.5	1	32.5
01:00:00	3	29.2	1	32.5
02:00:00	0	N/A	N/A	N/A
03:00:00	2	35.0	2	35.0
04:00:00	1	32.5	1	32.5
05:00:00	3	32.5	2	35.0
06:00:00	2	30.0	1	32.5
07:00:00	6	27.1	5	33.5
08:00:00	13	25.8	6	32.5
09:00:00	26	22.4	11	33.0
10:00:00	48	15.8	15	33.2
11:00:00	48	16.9	13	33.3
12:00:00	44	15.3	9	33.1
13:00:00	26	23.9	8	33.1
14:00:00	30	18.6	15	33.8
15:00:00	30	19.8	7	33.9
16:00:00	31	18.9	10	33.5
17:00:00	23	23.4	8	33.1
18:00:00	21	23.8	5	33.5
19:00:00	12	24.4	3	32.5
20:00:00	6	23.8	2	32.5
21:00:00	15	18.5	3	34.2
22:00:00	3	15.0	0	0.0
23:00:00	2	27.5	0	0.0
00:00:00	1	22.5	0	0.0
01:00:00	1	27.5	0	0.0
02:00:00	0	N/A	N/A	N/A
03:00:00	0	N/A	N/A	N/A
04:00:00	3	39.2	3	39.2
05:00:00	7	25.0	4	32.5
06:00:00	25	22.6	11	33.9
07:00:00	56	15.4	16	33.4
08:00:00	59	14.1	15	32.8
09:00:00	56	14.0	14	32.9
10:00:00	44	16.6	15	32.8
11:00:00	31	19.8	12	32.9

Starting Hour	Count	Average Speed of all Traffic	Violator Counts	Average Speed of Violators
12:00:00	35	19.1	13	32.9
13:00:00	35	14.9	12	33.3
14:00:00	50	16.3	14	33.6
15:00:00	53	14.5	17	32.8
16:00:00	40	14.4	12	32.5
17:00:00	39	14.6	16	33.8
18:00:00	18	21.1	9	35.3
19:00:00	22	23.6	7	34.6
20:00:00	9	22.5	2	37.5
21:00:00	10	16.8	1	32.5
22:00:00	3	35.8	3	35.8
23:00:00	2	30.0	1	32.5
00:00:00	0	N/A	N/A	N/A
01:00:00	1	32.5	1	32.5
02:00:00	0	N/A	N/A	N/A
03:00:00	0	N/A	N/A	N/A
04:00:00	2	35.0	2	35.0
05:00:00	7	28.2	2	32.5
06:00:00	24	21.1	15	34.8
07:00:00	61	14.5	19	33.6
08:00:00	62	15.2	21	34.4
09:00:00	46	16.3	10	33.0
10:00:00	44	18.1	18	34.2
11:00:00	40	15.4	8	32.5
12:00:00	41	17.0	11	33.9
13:00:00	35	19.7	10	33.0
14:00:00	35	19.8	12	33.3
15:00:00	49	13.2	19	33.0
16:00:00	38	20.7	15	33.5
17:00:00	42	18.5	12	35.0
18:00:00	37	18.6	10	33.5
19:00:00	11	25.5	5	34.5
20:00:00	11	25.9	3	34.2
21:00:00	8	31.3	5	33.5
22:00:00	2	40.0	2	40.0
23:00:00	1	27.5	0	0.0
00:00:00	2	32.5	2	32.5
01:00:00	2	32.5	1	37.5
02:00:00	1	32.5	1	32.5
03:00:00	0	N/A	N/A	N/A
04:00:00	2	27.5	1	37.5
05:00:00	10	25.3	4	36.3
06:00:00	17	27.1	8	36.3
07:00:00	56	11.7	22	32.5
08:00:00	73	11.7	13	33.7
09:00:00	51	14.6	11	32.5
10:00:00	43	16.8	6	34.2
11:00:00	42	14.4	4	32.5
12:00:00	45	15.8	6	33.3
13:00:00	31	23.3	15	33.8
14:00:00	49	16.7	13	34.0

Starting Hour	Count	Average Speed of all Traffic	Violator Counts	Average Speed of Violators
15:00:00	58	15.0	14	33.2
16:00:00	48	15.3	14	33.2
17:00:00	41	18.8	12	34.2
18:00:00	31	23.1	13	33.7
19:00:00	20	24.8	9	35.8
20:00:00	16	17.2	2	35.0
21:00:00	10	28.8	7	33.9
22:00:00	3	30.8	2	35.0
23:00:00	5	22.0	2	32.5

Incoming Histogram
Hall Lane leaving the village
Outside number 6
from Tue-Oct-26-2021-10-00-PM to Thu-Jan-13-2022-02-59-PM

Date	Starting Hr:min	<15	15 to <20	20 to <25	25 to <30	30 to <35	35 to <40	40 to <45	45 to <50	50 to <55	55 to <60	60 to <65	65 to <70	70 to <75	75 to <80	80 to <85	85 to <90	90 to <95	95 to <100	100 to >105	Total Counts	85pct Speed	10MPH Pace	% in pace	# of Speeders	% Speeders
26/10/2021	00:00	*	*	*	*	*	*	*	*	*	*	*	*	*	*	*	*	*	*	*	*	*	*	*	*	*
26/10/2021	01:00	*	*	*	*	*	*	*	*	*	*	*	*	*	*	*	*	*	*	*	*	*	*	*	*	*
26/10/2021	02:00	*	*	*	*	*	*	*	*	*	*	*	*	*	*	*	*	*	*	*	*	*	*	*	*	*
26/10/2021	03:00	*	*	*	*	*	*	*	*	*	*	*	*	*	*	*	*	*	*	*	*	*	*	*	*	*
26/10/2021	04:00	*	*	*	*	*	*	*	*	*	*	*	*	*	*	*	*	*	*	*	*	*	*	*	*	*
26/10/2021	05:00	*	*	*	*	*	*	*	*	*	*	*	*	*	*	*	*	*	*	*	*	*	*	*	*	*
26/10/2021	06:00	*	*	*	*	*	*	*	*	*	*	*	*	*	*	*	*	*	*	*	*	*	*	*	*	*
26/10/2021	07:00	*	*	*	*	*	*	*	*	*	*	*	*	*	*	*	*	*	*	*	*	*	*	*	*	*
26/10/2021	08:00	*	*	*	*	*	*	*	*	*	*	*	*	*	*	*	*	*	*	*	*	*	*	*	*	*
26/10/2021	09:00	*	*	*	*	*	*	*	*	*	*	*	*	*	*	*	*	*	*	*	*	*	*	*	*	*
26/10/2021	10:00	*	*	*	*	*	*	*	*	*	*	*	*	*	*	*	*	*	*	*	*	*	*	*	*	*
26/10/2021	11:00	*	*	*	*	*	*	*	*	*	*	*	*	*	*	*	*	*	*	*	*	*	*	*	*	*
26/10/2021	12:00	*	*	*	*	*	*	*	*	*	*	*	*	*	*	*	*	*	*	*	*	*	*	*	*	*
26/10/2021	13:00	*	*	*	*	*	*	*	*	*	*	*	*	*	*	*	*	*	*	*	*	*	*	*	*	*
26/10/2021	14:00	*	*	*	*	*	*	*	*	*	*	*	*	*	*	*	*	*	*	*	*	*	*	*	*	*
26/10/2021	15:00	*	*	*	*	*	*	*	*	*	*	*	*	*	*	*	*	*	*	*	*	*	*	*	*	*
26/10/2021	16:00	*	*	*	*	*	*	*	*	*	*	*	*	*	*	*	*	*	*	*	*	*	*	*	*	*
26/10/2021	17:00	*	*	*	*	*	*	*	*	*	*	*	*	*	*	*	*	*	*	*	*	*	*	*	*	*
26/10/2021	18:00	*	*	*	*	*	*	*	*	*	*	*	*	*	*	*	*	*	*	*	*	*	*	*	*	*
26/10/2021	19:00	*	*	*	*	*	*	*	*	*	*	*	*	*	*	*	*	*	*	*	*	*	*	*	*	*
26/10/2021	20:00	*	*	*	*	*	*	*	*	*	*	*	*	*	*	*	*	*	*	*	*	*	*	*	*	*
26/10/2021	21:00	*	*	*	*	*	*	*	*	*	*	*	*	*	*	*	*	*	*	*	*	*	*	*	*	*
26/10/2021	22:00	0	0	1	1	1	1	2	0	0	0	0	0	0	0	0	0	0	0	0	6	42.5	35 to 45	66.7	4	66.7
26/10/2021	23:00	0	0	0	1	1	1	0	0	0	0	0	0	0	0	0	0	0	0	0	3	40	30 to 40	100.0	2	66.7
24 Hr Summary		0	0	1	2	2	2	2	0	0	0	0	0	0	0	0	0	0	0	0	9	42.5	30 to 40	66.7	6	66.7

Incoming Histogram

Hall Lane leaving the village

Outside number 6

from Tue-Oct-26-2021-10-00-PM to Thu-Jan-13-2022-02-59-PM

Date	Starting Hr:min	<15	15 to <20	20 to <25	25 to <30	30 to <35	35 to <40	40 to <45	45 to <50	50 to <55	55 to <60	60 to <65	65 to <70	70 to <75	75 to <80	80 to <85	85 to <90	90 to <95	95 to <100	100 to >105	Total Counts	85pct Speed	10MPH Pace	% in pace	# of Speeders	% Speeders
27/10/2021	00:00	0	0	0	1	1	0	0	0	0	0	0	0	0	0	0	0	0	0	0	2	35	25 to 35	100.0	1	50.0
27/10/2021	01:00	0	0	0	0	0	1	0	0	0	0	0	0	0	0	0	0	0	0	0	1	40	30 to 40	100.0	1	100.0
27/10/2021	02:00	0	0	0	0	0	0	0	0	0	0	0	0	0	0	0	0	0	0	0	0	0	*	*	*	*
27/10/2021	03:00	0	0	0	0	0	0	0	0	0	0	0	0	0	0	0	0	0	0	0	0	0	*	*	*	*
27/10/2021	04:00	0	0	0	0	1	1	0	0	0	0	0	0	0	0	0	0	0	0	0	2	40	30 to 40	100.0	2	100.0
27/10/2021	05:00	0	0	0	3	0	2	1	0	0	0	0	0	0	0	0	0	0	0	0	6	40	30 to 40	83.3	3	50.0
27/10/2021	06:00	0	0	1	0	2	2	0	0	0	0	0	0	0	0	0	0	0	0	0	5	37.5	30 to 40	80.0	4	80.0
27/10/2021	07:00	0	0	2	12	6	1	0	0	0	0	0	0	0	0	0	0	0	0	0	21	33.3	25 to 35	95.2	7	33.3
27/10/2021	08:00	0	1	1	14	7	3	2	0	0	0	0	0	0	0	0	0	0	0	0	28	36.7	30 to 40	85.7	12	42.9
27/10/2021	09:00	1	3	4	11	13	3	0	0	0	0	0	0	0	0	0	0	0	0	0	35	34.2	25 to 35	80.0	16	45.7
27/10/2021	10:00	4	1	5	14	5	1	1	0	0	0	0	0	0	0	0	0	0	0	0	31	32	25 to 35	77.4	7	22.6
27/10/2021	11:00	3	3	11	11	6	0	0	0	0	0	0	0	0	0	0	0	0	0	0	34	30.8	25 to 35	82.4	6	17.6
27/10/2021	12:00	3	1	8	19	6	1	0	0	0	0	0	0	0	0	0	0	0	0	0	38	30.8	25 to 35	86.8	7	18.4
27/10/2021	13:00	1	3	9	22	8	2	0	0	0	0	0	0	0	0	0	0	0	0	0	45	31.9	25 to 35	86.7	10	22.2
27/10/2021	14:00	0	1	10	19	8	4	0	0	0	0	0	0	0	0	0	0	0	0	0	42	33.8	25 to 35	88.1	12	28.6
27/10/2021	15:00	2	0	7	17	7	1	0	0	0	0	0	0	0	0	0	0	0	0	0	34	32.1	25 to 35	91.2	8	23.5
27/10/2021	16:00	2	4	9	16	11	1	1	0	0	0	0	0	0	0	0	0	0	0	0	44	32.7	25 to 35	81.8	13	29.5
27/10/2021	17:00	1	2	12	26	10	1	2	0	0	0	0	0	0	0	0	0	0	0	0	54	32.5	25 to 35	88.9	13	24.1
27/10/2021	18:00	0	3	6	27	17	1	0	0	0	0	0	0	0	0	0	0	0	0	0	54	32.9	25 to 35	92.6	18	33.3
27/10/2021	19:00	0	0	3	8	6	3	1	0	0	0	0	0	0	0	0	0	0	0	0	21	36.7	25 to 35	81.0	10	47.6
27/10/2021	20:00	0	1	1	6	3	0	0	1	0	0	0	0	0	0	0	0	0	0	0	12	33.3	25 to 35	83.3	4	33.3
27/10/2021	21:00	0	0	0	3	2	0	0	0	1	0	0	0	0	0	0	0	0	0	0	6	35	25 to 35	83.3	3	50.0
27/10/2021	22:00	0	0	0	4	2	1	0	0	0	0	0	0	0	0	0	0	0	0	0	7	35	30 to 40	100.0	3	42.9
27/10/2021	23:00	0	0	0	0	2	1	0	0	0	0	0	0	0	0	0	0	0	0	0	3	40	30 to 40	100.0	3	100.0
24 Hr Summary		17	23	89	233	123	30	8	1	1	0	0	0	0	0	0	0	0	0	0	525	33.4	25 to 35	84.8	163	31.0

Incoming Histogram
Hall Lane leaving the village
Outside number 6

from Tue-Oct-26-2021-10-00-PM to Thu-Jan-13-2022-02-59-PM

Date	Starting Hr:min	<15	15 to <20	20 to <25	25 to <30	30 to <35	35 to <40	40 to <45	45 to <50	50 to <55	55 to <60	60 to <65	65 to <70	70 to <75	75 to <80	80 to <85	85 to <90	90 to <95	95 to <100	100 to >105	Total Counts	85pct Speed	10MPH Pace	% in pace	# of Speeders	% Speeders
28/10/2021	00:00	0	0	0	0	0	0	0	0	0	0	0	0	0	0	0	0	0	0	0	0	0	*	*	*	*
28/10/2021	01:00	0	0	0	0	0	0	0	0	0	0	0	0	0	0	0	0	0	0	0	0	0	*	*	*	*
28/10/2021	02:00	0	0	0	1	2	0	0	0	0	0	0	0	0	0	0	0	0	0	0	3	35	25 to 35	100.0	2	66.7
28/10/2021	03:00	0	0	0	0	1	0	0	0	0	0	0	0	0	0	0	0	0	0	0	1	35	25 to 35	100.0	1	100.0
28/10/2021	04:00	0	0	1	1	0	0	0	0	0	0	0	0	0	0	0	0	0	0	0	2	30	20 to 30	100.0	*	*
28/10/2021	05:00	0	0	1	2	3	1	0	0	0	0	0	0	0	0	0	0	0	0	0	7	35	25 to 35	85.7	4	57.1
28/10/2021	06:00	0	0	0	5	2	1	0	0	0	0	0	0	0	0	0	0	0	0	0	8	35	30 to 40	100.0	3	37.5
28/10/2021	07:00	0	1	5	5	2	0	0	0	0	0	0	0	0	0	0	0	0	0	0	13	30	25 to 35	92.3	2	15.4
28/10/2021	08:00	0	2	6	5	1	0	0	0	0	0	0	0	0	0	0	0	0	0	0	14	29	20 to 30	92.9	1	7.1
28/10/2021	09:00	6	9	12	5	0	0	0	0	0	0	0	0	0	0	0	0	0	0	0	32	25	15 to 25	81.3	*	*
28/10/2021	10:00	1	3	7	5	3	0	0	0	0	0	0	0	0	0	0	0	0	0	0	19	30	20 to 30	78.9	3	15.8
28/10/2021	11:00	0	3	17	13	1	0	0	0	0	0	0	0	0	0	0	0	0	0	0	34	28.5	20 to 30	97.1	1	2.9
28/10/2021	12:00	2	9	18	12	2	0	0	0	0	0	0	0	0	0	0	0	0	0	0	43	28.3	20 to 30	90.7	2	4.7
28/10/2021	13:00	2	6	13	7	3	1	0	0	0	0	0	0	0	0	0	0	0	0	0	32	29.3	20 to 30	81.3	4	12.5
28/10/2021	14:00	4	12	16	7	1	0	0	0	0	0	0	0	0	0	0	0	0	0	0	40	26.4	20 to 30	87.5	1	2.5
28/10/2021	15:00	1	8	15	10	3	0	0	0	0	0	0	0	0	0	0	0	0	0	0	37	28.5	20 to 30	89.2	3	8.1
28/10/2021	16:00	2	9	14	7	2	0	0	0	0	0	0	0	0	0	0	0	0	0	0	34	27.9	20 to 30	88.2	2	5.9
28/10/2021	17:00	0	5	16	16	8	0	0	0	0	0	0	0	0	0	0	0	0	0	0	45	30.6	25 to 35	88.9	8	17.8
28/10/2021	18:00	0	5	12	10	3	0	1	0	0	0	0	0	0	0	0	0	0	0	0	31	29.5	20 to 30	87.1	4	12.9
28/10/2021	19:00	1	1	14	7	6	1	0	0	0	0	0	0	0	0	0	0	0	0	0	30	32.5	25 to 35	90.0	7	23.3
28/10/2021	20:00	0	4	7	4	3	0	1	0	0	0	0	0	0	0	0	0	0	0	0	19	31.7	20 to 30	78.9	4	21.1
28/10/2021	21:00	0	2	0	1	1	1	0	0	0	0	0	0	0	0	0	0	0	0	0	5	35	20 to 30	60.0	2	40.0
28/10/2021	22:00	0	1	2	3	1	0	0	0	0	0	0	0	0	0	0	0	0	0	0	7	30	20 to 30	85.7	1	14.3
28/10/2021	23:00	0	0	0	2	0	0	0	0	0	0	0	0	0	0	0	0	0	0	0	2	30	20 to 30	100.0	*	*
24 Hr Summary		19	80	176	128	48	5	2	0	0	0	0	0	0	0	0	0	0	0	0	458	29.5	20 to 30	83.8	55	12.0

Incoming Histogram

Hall Lane leaving the village

Outside number 6

from Tue-Oct-26-2021-10-00-PM to Thu-Jan-13-2022-02-59-PM

Date	Starting Hr:min	<15	15 to <20	20 to <25	25 to <30	30 to <35	35 to <40	40 to <45	45 to <50	50 to <55	55 to <60	60 to <65	65 to <70	70 to <75	75 to <80	80 to <85	85 to <90	90 to <95	95 to <100	100 to >105	Total Counts	85pct Speed	10MPH Pace	% in pace	# of Speeders	% Speeders
29/10/2021	00:00	0	0	1	2	0	0	0	0	0	0	0	0	0	0	0	0	0	0	0	3	30	20 to 30	100.0	*	*
29/10/2021	01:00	0	0	1	0	0	0	0	0	0	0	0	0	0	0	0	0	0	0	0	1	25	15 to 25	100.0	*	*
29/10/2021	02:00	0	0	0	0	1	0	0	0	0	0	0	0	0	0	0	0	0	0	0	1	35	25 to 35	100.0	1	100.0
29/10/2021	03:00	0	0	0	1	0	0	0	0	0	0	0	0	0	0	0	0	0	0	0	1	30	20 to 30	100.0	*	*
29/10/2021	04:00	0	0	1	0	0	0	0	1	0	0	0	0	0	0	0	0	0	0	0	2	50	15 to 25	50.0	1	50.0
29/10/2021	05:00	0	0	1	2	1	1	0	0	0	0	0	0	0	0	0	0	0	0	0	5	35	25 to 35	80.0	2	40.0
29/10/2021	06:00	1	0	3	2	0	0	0	0	0	0	0	0	0	0	0	0	0	0	0	6	27.5	20 to 30	83.3	*	*
29/10/2021	07:00	0	0	6	4	1	0	0	0	0	0	0	0	0	0	0	0	0	0	0	11	28.8	25 to 35	100.0	1	9.1
29/10/2021	08:00	1	2	9	4	3	0	0	0	0	0	0	0	0	0	0	0	0	0	0	19	30	25 to 35	84.2	3	15.8
29/10/2021	09:00	2	2	15	9	1	0	0	0	0	0	0	0	0	0	0	0	0	0	0	29	28.3	20 to 30	89.7	1	3.4
29/10/2021	10:00	4	0	10	7	1	0	0	0	0	0	0	0	0	0	0	0	0	0	0	22	28.6	25 to 35	81.8	1	4.5
29/10/2021	11:00	2	5	13	9	1	0	0	0	0	0	0	0	0	0	0	0	0	0	0	30	28.3	20 to 30	90.0	1	3.3
29/10/2021	12:00	0	4	14	9	1	0	0	0	0	0	0	0	0	0	0	0	0	0	0	28	28.3	20 to 30	96.4	1	3.6
29/10/2021	13:00	1	2	27	10	0	0	0	0	0	0	0	0	0	0	0	0	0	0	0	40	27	20 to 30	97.5	*	*
29/10/2021	14:00	2	7	10	3	1	0	0	0	0	0	0	0	0	0	0	0	0	0	0	23	26.7	20 to 30	87.0	1	4.3
29/10/2021	15:00	2	5	16	12	2	0	0	0	0	0	0	0	0	0	0	0	0	0	0	37	28.3	20 to 30	89.2	2	5.4
29/10/2021	16:00	2	2	18	20	4	1	0	0	0	0	0	0	0	0	0	0	0	0	0	47	29.5	25 to 35	89.4	5	10.6
29/10/2021	17:00	2	2	15	14	8	0	0	0	0	0	0	0	0	0	0	0	0	0	0	41	31.2	25 to 35	90.2	8	19.5
29/10/2021	18:00	0	8	24	6	1	0	0	0	0	0	0	0	0	0	0	0	0	0	0	39	25.8	20 to 30	97.4	1	2.6
29/10/2021	19:00	0	1	15	18	4	0	0	0	0	0	0	0	0	0	0	0	0	0	0	38	29.4	25 to 35	97.4	4	10.5
29/10/2021	20:00	0	3	6	5	2	0	0	0	0	0	0	0	0	0	0	0	0	0	0	16	30	20 to 30	87.5	2	12.5
29/10/2021	21:00	0	0	7	8	2	1	0	0	0	0	0	0	0	0	0	0	0	0	0	18	30	25 to 35	94.4	3	16.7
29/10/2021	22:00	0	0	5	6	1	1	0	0	0	0	0	0	0	0	0	0	0	0	0	13	30	25 to 35	92.3	2	15.4
29/10/2021	23:00	0	0	2	1	3	0	0	0	0	0	0	0	0	0	0	0	0	0	0	6	33.3	25 to 35	100.0	3	50.0
24 Hr Summary		19	43	219	152	38	4	0	1	0	0	0	0	0	0	0	0	0	0	0	476	29.1	20 to 30	87.0	43	9.0

Incoming Histogram

Hall Lane leaving the village

Outside number 6

from Tue-Oct-26-2021-10-00-PM to Thu-Jan-13-2022-02-59-PM

Date	Starting Hr:min	<15	15 to <20	20 to <25	25 to <30	30 to <35	35 to <40	40 to <45	45 to <50	50 to <55	55 to <60	60 to <65	65 to <70	70 to <75	75 to <80	80 to <85	85 to <90	90 to <95	95 to <100	100 to >105	Total Counts	85pct Speed	10MPH Pace	% in pace	# of Speeders	% Speeders
30/10/2021	00:00	0	0	1	0	0	0	1	0	0	0	0	0	0	0	0	0	0	0	0	2	45	15 to 25	50.0	1	50.0
30/10/2021	01:00	0	0	0	2	0	1	0	0	0	0	0	0	0	0	0	0	0	0	0	3	40	30 to 40	100.0	1	33.3
30/10/2021	02:00	0	0	0	0	0	0	0	0	0	0	0	0	0	0	0	0	0	0	0	0	0	*	*	*	*
30/10/2021	03:00	0	0	0	0	0	0	0	0	0	0	0	0	0	0	0	0	0	0	0	0	0	*	*	*	*
30/10/2021	04:00	0	0	0	0	2	0	0	1	0	0	0	0	0	0	0	0	0	0	0	3	50	25 to 35	66.7	3	100.0
30/10/2021	05:00	0	0	1	0	0	0	0	0	0	0	0	0	0	0	0	0	0	0	0	1	25	15 to 25	100.0	*	*
30/10/2021	06:00	0	0	1	1	0	0	0	0	0	0	0	0	0	0	0	0	0	0	0	2	30	20 to 30	100.0	*	*
30/10/2021	07:00	0	0	1	2	1	0	0	0	0	0	0	0	0	0	0	0	0	0	0	4	30	25 to 35	100.0	1	25.0
30/10/2021	08:00	0	0	5	4	2	0	0	0	0	0	0	0	0	0	0	0	0	0	0	11	30	25 to 35	100.0	2	18.2
30/10/2021	09:00	0	4	3	4	2	0	0	0	0	0	0	0	0	0	0	0	0	0	0	13	30	20 to 30	84.6	2	15.4
30/10/2021	10:00	0	2	19	6	2	0	0	0	0	0	0	0	0	0	0	0	0	0	0	29	28.3	20 to 30	93.1	2	6.9
30/10/2021	11:00	0	4	5	10	2	2	0	0	0	0	0	0	0	0	0	0	0	0	0	23	32.5	20 to 30	82.6	4	17.4
30/10/2021	12:00	0	3	7	18	8	1	0	0	0	0	0	0	0	0	0	0	0	0	0	37	31.9	25 to 35	89.2	9	24.3
30/10/2021	13:00	2	4	8	13	10	2	0	0	0	0	0	0	0	0	0	0	0	0	0	39	33	25 to 35	79.5	12	30.8
30/10/2021	14:00	1	3	6	13	10	2	0	0	0	0	0	0	0	0	0	0	0	0	0	35	33.5	25 to 35	82.9	12	34.3
30/10/2021	15:00	0	2	3	17	17	3	0	0	0	0	0	0	0	0	0	0	0	0	0	42	34.1	25 to 35	88.1	20	47.6
30/10/2021	16:00	1	3	5	13	14	0	1	0	0	0	0	0	0	0	0	0	0	0	0	37	33.2	25 to 35	86.5	15	40.5
30/10/2021	17:00	0	0	2	14	18	4	1	0	0	0	0	0	0	0	0	0	0	0	0	39	34.7	30 to 40	92.3	23	59.0
30/10/2021	18:00	1	2	7	17	11	3	0	0	0	0	0	0	0	0	0	0	0	0	0	41	33.6	25 to 35	85.4	14	34.1
30/10/2021	19:00	0	0	3	7	11	1	2	0	0	0	0	0	0	0	0	0	0	0	0	24	34.5	25 to 35	87.5	14	58.3
30/10/2021	20:00	0	0	3	8	7	2	1	0	0	0	0	0	0	0	0	0	0	0	0	21	35	25 to 35	85.7	10	47.6
30/10/2021	21:00	0	0	1	4	5	1	1	0	0	0	0	0	0	0	0	0	0	0	0	12	35	25 to 35	83.3	7	58.3
30/10/2021	22:00	0	0	2	4	3	0	0	0	0	0	0	0	0	0	0	0	0	0	0	9	33.3	25 to 35	100.0	3	33.3
30/10/2021	23:00	0	0	2	3	2	6	0	0	0	0	0	0	0	0	0	0	0	0	0	13	38.3	30 to 40	84.6	8	61.5
24 Hr Summary		5	27	85	160	127	28	7	1	0	0	0	0	0	0	0	0	0	0	0	440	33.8	25 to 35	84.5	163	37.0

Incoming Histogram
Hall Lane leaving the village
Outside number 6

from Tue-Oct-26-2021-10-00-PM to Thu-Jan-13-2022-02-59-PM

Date	Starting Hr:min	<15	15 to <20	20 to <25	25 to <30	30 to <35	35 to <40	40 to <45	45 to <50	50 to <55	55 to <60	60 to <65	65 to <70	70 to <75	75 to <80	80 to <85	85 to <90	90 to <95	95 to <100	100 to >105	Total Counts	85pct Speed	10MPH Pace	% in pace	# of Speeders	% Speeders
31/10/2021	00:00	0	0	2	2	1	0	0	0	0	0	0	0	0	0	0	0	0	0	0	5	30	25 to 35	100.0	1	20.0
31/10/2021	01:00	0	0	0	1	3	1	0	0	0	0	0	0	0	0	0	0	0	0	0	5	35	30 to 40	100.0	4	80.0
31/10/2021	02:00	0	0	0	0	1	0	0	0	0	0	0	0	0	0	0	0	0	0	0	1	35	25 to 35	100.0	1	100.0
31/10/2021	03:00	0	0	0	0	0	0	0	0	0	0	0	0	0	0	0	0	0	0	0	0	0	*	*	*	*
31/10/2021	04:00	0	0	0	0	0	1	0	0	0	0	0	0	0	0	0	0	0	0	0	1	40	30 to 40	100.0	1	100.0
31/10/2021	05:00	0	0	0	0	0	0	0	0	0	0	0	0	0	0	0	0	0	0	0	0	0	*	*	*	*
31/10/2021	06:00	0	0	0	1	1	0	0	0	0	0	0	0	0	0	0	0	0	0	0	2	35	25 to 35	100.0	1	50.0
31/10/2021	07:00	0	0	2	1	1	0	0	0	0	0	0	0	0	0	0	0	0	0	0	4	30	25 to 35	100.0	1	25.0
31/10/2021	08:00	0	0	0	2	2	2	0	0	0	0	0	0	0	0	0	0	0	0	0	6	37.5	30 to 40	100.0	4	66.7
31/10/2021	09:00	0	0	2	2	2	1	0	0	0	0	0	0	0	0	0	0	0	0	0	7	35	25 to 35	85.7	3	42.9
31/10/2021	10:00	0	0	6	12	4	2	0	0	0	0	0	0	0	0	0	0	0	0	0	24	32.5	25 to 35	91.7	6	25.0
31/10/2021	11:00	0	0	7	11	6	2	1	0	0	0	0	0	0	0	0	0	0	0	0	27	34.2	25 to 35	88.9	9	33.3
31/10/2021	12:00	0	0	1	19	18	0	0	0	0	0	0	0	0	0	0	0	0	0	0	38	33.3	25 to 35	100.0	18	47.4
31/10/2021	13:00	0	1	8	14	12	1	2	0	0	0	0	0	0	0	0	0	0	0	0	38	33.8	25 to 35	89.5	15	39.5
31/10/2021	14:00	0	0	1	12	13	2	0	0	0	0	0	0	0	0	0	0	0	0	0	28	34.2	30 to 40	96.4	15	53.6
31/10/2021	15:00	1	2	5	7	7	4	0	0	0	0	0	0	0	0	0	0	0	0	0	26	35	25 to 35	73.1	11	42.3
31/10/2021	16:00	0	0	2	11	17	5	0	0	0	0	0	0	0	0	0	0	0	0	0	35	35	30 to 40	94.3	22	62.9
31/10/2021	17:00	1	3	5	22	11	2	1	0	0	0	0	0	0	0	0	0	0	0	0	45	33.2	25 to 35	84.4	14	31.1
31/10/2021	18:00	1	2	7	14	6	3	0	0	0	0	0	0	0	0	0	0	0	0	0	33	33.3	25 to 35	81.8	9	27.3
31/10/2021	19:00	0	1	3	8	10	1	0	0	0	0	0	0	0	0	0	0	0	0	0	23	34	25 to 35	91.3	11	47.8
31/10/2021	20:00	0	0	6	7	4	1	0	1	0	0	0	0	0	0	0	0	0	0	0	19	33.8	25 to 35	89.5	6	31.6
31/10/2021	21:00	0	1	1	11	3	1	0	0	0	0	0	0	0	0	0	0	0	0	0	17	31.7	25 to 35	88.2	4	23.5
31/10/2021	22:00	0	0	1	2	5	3	0	0	0	0	0	0	0	0	0	0	0	0	0	11	36.7	30 to 40	90.9	8	72.7
31/10/2021	23:00	0	0	2	1	3	0	0	0	0	0	0	0	0	0	0	0	0	0	0	6	33.3	25 to 35	100.0	3	50.0
24 Hr Summary		3	10	61	160	130	32	4	1	0	0	0	0	0	0	0	0	0	0	0	401	34.1	25 to 35	87.5	167	41.6

Incoming Histogram
Hall Lane leaving the village
Outside number 6

from Tue-Oct-26-2021-10-00-PM to Thu-Jan-13-2022-02-59-PM

Date	Starting Hr:min	<15	15 to <20	20 to <25	25 to <30	30 to <35	35 to <40	40 to <45	45 to <50	50 to <55	55 to <60	60 to <65	65 to <70	70 to <75	75 to <80	80 to <85	85 to <90	90 to <95	95 to <100	100 to >105	Total Counts	85pct Speed	10MPH Pace	% in pace	# of Speeders	% Speeders	
01/11/2021	00:00	0	0	0	1	1	0	0	0	0	0	0	0	0	0	0	0	0	0	0	2	35	25 to 35	100.0	1	50.0	
01/11/2021	01:00	0	0	0	1	1	1	0	0	0	0	0	0	0	0	0	0	0	0	0	3	40	30 to 40	100.0	2	66.7	
01/11/2021	02:00	0	0	0	0	0	0	1	0	0	0	0	0	0	0	0	0	0	0	0	1	45	35 to 45	100.0	1	100.0	
01/11/2021	03:00	0	0	0	0	0	0	0	0	0	0	0	0	0	0	0	0	0	0	0	0	0	0	*	*	*	*
01/11/2021	04:00	0	0	0	0	1	0	0	0	0	0	0	0	0	0	0	0	0	0	0	1	35	25 to 35	100.0	1	100.0	
01/11/2021	05:00	0	0	0	0	0	1	0	0	0	0	0	0	0	0	0	0	0	0	0	1	40	30 to 40	100.0	1	100.0	
01/11/2021	06:00	0	0	0	2	3	2	1	0	0	0	0	0	0	0	0	0	0	0	0	8	40	30 to 40	87.5	6	75.0	
01/11/2021	07:00	0	0	0	1	1	2	0	0	0	0	0	0	0	0	0	0	0	0	0	4	37.5	30 to 40	100.0	3	75.0	
01/11/2021	08:00	1	1	3	8	9	1	1	0	0	0	0	0	0	0	0	0	0	0	0	24	33.9	25 to 35	83.3	11	45.8	
01/11/2021	09:00	1	2	1	15	18	2	0	0	0	0	0	0	0	0	0	0	0	0	0	39	33.9	30 to 40	89.7	20	51.3	
01/11/2021	10:00	6	5	9	9	4	0	0	0	0	0	0	0	0	0	0	0	0	0	0	33	29.4	20 to 30	69.7	4	12.1	
01/11/2021	11:00	3	15	8	12	3	0	0	0	0	0	0	0	0	0	0	0	0	0	0	41	28.8	20 to 30	85.4	3	7.3	
01/11/2021	12:00	3	1	8	19	7	3	0	0	0	0	0	0	0	0	0	0	0	0	0	41	32.9	25 to 35	82.9	10	24.4	
01/11/2021	13:00	6	4	6	16	8	2	0	0	0	0	0	0	0	0	0	0	0	0	0	42	32.5	25 to 35	71.4	10	23.8	
01/11/2021	14:00	2	2	11	17	5	1	0	0	0	0	0	0	0	0	0	0	0	0	0	38	30	25 to 35	86.8	6	15.8	
01/11/2021	15:00	2	4	11	18	10	2	0	0	0	0	0	0	0	0	0	0	0	0	0	47	32.5	25 to 35	83.0	12	25.5	
01/11/2021	16:00	2	2	8	26	11	2	0	0	0	0	0	0	0	0	0	0	0	0	0	51	32.3	25 to 35	88.2	13	25.5	
01/11/2021	17:00	2	3	8	21	12	3	0	0	0	0	0	0	0	0	0	0	0	0	0	49	33.3	25 to 35	83.7	15	30.6	
01/11/2021	18:00	0	0	4	14	19	4	0	0	0	0	0	0	0	0	0	0	0	0	0	41	34.5	25 to 35	90.2	23	56.1	
01/11/2021	19:00	0	1	6	27	9	1	4	0	0	0	0	0	0	0	0	0	0	0	0	48	33.9	25 to 35	87.5	14	29.2	
01/11/2021	20:00	0	0	3	10	5	1	0	0	0	0	0	0	0	0	0	0	0	0	0	19	33	25 to 35	94.7	6	31.6	
01/11/2021	21:00	0	1	3	10	4	2	0	1	0	0	0	0	0	0	0	0	0	0	0	21	35	25 to 35	81.0	7	33.3	
01/11/2021	22:00	0	0	0	4	3	3	3	0	0	0	0	0	0	0	0	0	0	0	0	13	41.7	30 to 40	76.9	9	69.2	
01/11/2021	23:00	0	0	1	5	1	2	0	0	0	0	0	0	0	0	0	0	0	0	0	9	37.5	30 to 40	88.9	3	33.3	
24 Hr Summary		28	41	90	236	135	35	10	1	0	0	0	0	0	0	0	0	0	0	0	576	33.5	25 to 35	80.0	181	31.4	

Incoming Histogram
Hall Lane leaving the village
Outside number 6

from Tue-Oct-26-2021-10-00-PM to Thu-Jan-13-2022-02-59-PM

Date	Starting Hr:min	<15	15 to <20	20 to <25	25 to <30	30 to <35	35 to <40	40 to <45	45 to <50	50 to <55	55 to <60	60 to <65	65 to <70	70 to <75	75 to <80	80 to <85	85 to <90	90 to <95	95 to <100	100 to >105	Total Counts	85pct Speed	10MPH Pace	% in pace	# of Speeders	% Speeders
02/11/2021	00:00	0	0	0	0	4	1	1	0	0	0	0	0	0	0	0	0	0	0	0	6	40	35 to 45	100.0	6	100.0
02/11/2021	01:00	0	0	0	0	1	0	0	0	0	0	0	0	0	0	0	0	0	0	0	1	35	25 to 35	100.0	1	100.0
02/11/2021	02:00	0	0	0	0	1	0	0	0	0	0	0	0	0	0	0	0	0	0	0	1	35	25 to 35	100.0	1	100.0
02/11/2021	03:00	0	0	0	0	1	0	0	0	0	0	0	0	0	0	0	0	0	0	0	1	35	25 to 35	100.0	1	100.0
02/11/2021	04:00	0	0	0	0	0	0	0	0	0	0	0	0	0	0	0	0	0	0	0	0	0	*	*	*	*
02/11/2021	05:00	0	0	0	0	1	0	0	0	0	0	0	0	0	0	0	0	0	0	0	1	35	25 to 35	100.0	1	100.0
02/11/2021	06:00	0	0	1	1	2	2	0	0	0	0	0	0	0	0	0	0	0	0	0	6	37.5	30 to 40	83.3	4	66.7
02/11/2021	07:00	0	0	0	3	2	2	0	0	0	0	0	0	0	0	0	0	0	0	0	7	37.5	30 to 40	100.0	4	57.1
02/11/2021	08:00	0	1	0	13	5	7	1	0	0	0	0	0	0	0	0	0	0	0	0	27	37.9	30 to 40	92.6	13	48.1
02/11/2021	09:00	2	3	5	21	12	2	0	0	0	0	0	0	0	0	0	0	0	0	0	45	32.9	25 to 35	84.4	14	31.1
02/11/2021	10:00	4	4	7	10	9	1	0	0	0	0	0	0	0	0	0	0	0	0	0	35	32.8	25 to 35	74.3	10	28.6
02/11/2021	11:00	1	5	6	14	8	0	0	0	0	0	0	0	0	0	0	0	0	0	0	34	31.9	25 to 35	82.4	8	23.5
02/11/2021	12:00	6	1	7	24	7	1	1	0	0	0	0	0	0	0	0	0	0	0	0	47	31.4	25 to 35	80.9	9	19.1
02/11/2021	13:00	4	6	6	15	8	1	0	0	0	0	0	0	0	0	0	0	0	0	0	40	31.9	25 to 35	72.5	9	22.5
02/11/2021	14:00	4	1	6	12	11	0	1	0	0	0	0	0	0	0	0	0	0	0	0	35	33.2	25 to 35	82.9	12	34.3
02/11/2021	15:00	3	2	9	26	8	0	0	0	0	0	0	0	0	0	0	0	0	0	0	48	30.6	25 to 35	89.6	8	16.7
02/11/2021	16:00	0	1	8	25	21	4	0	0	0	0	0	0	0	0	0	0	0	0	0	59	33.8	25 to 35	91.5	25	42.4
02/11/2021	17:00	2	1	4	29	21	4	1	0	0	0	0	0	0	0	0	0	0	0	0	62	34	25 to 35	87.1	26	41.9
02/11/2021	18:00	0	2	8	20	23	8	2	0	0	0	0	0	0	0	0	0	0	0	0	63	35.6	25 to 35	81.0	33	52.4
02/11/2021	19:00	0	1	5	14	21	2	2	0	0	0	0	0	0	0	0	0	0	0	0	45	34.3	25 to 35	88.9	25	55.6
02/11/2021	20:00	0	0	2	6	4	1	3	0	0	0	0	0	0	0	0	0	0	0	0	16	41.7	25 to 35	75.0	8	50.0
02/11/2021	21:00	0	0	1	6	5	0	2	0	0	0	0	0	0	0	0	0	0	0	0	14	35	25 to 35	85.7	7	50.0
02/11/2021	22:00	0	0	3	5	5	2	1	0	0	0	0	0	0	0	0	0	0	0	0	16	37.5	25 to 35	81.3	8	50.0
02/11/2021	23:00	0	0	0	1	3	2	0	1	0	0	0	0	0	0	0	0	0	0	0	7	40	30 to 40	85.7	6	85.7
24 Hr Summary		26	28	78	245	183	40	15	1	0	0	0	0	0	0	0	0	0	0	0	616	34	25 to 35	82.1	239	38.8

Incoming Histogram

Hall Lane leaving the village

Outside number 6

from Tue-Oct-26-2021-10-00-PM to Thu-Jan-13-2022-02-59-PM

Date	Starting Hr:min	<15	15 to <20	20 to <25	25 to <30	30 to <35	35 to <40	40 to <45	45 to <50	50 to <55	55 to <60	60 to <65	65 to <70	70 to <75	75 to <80	80 to <85	85 to <90	90 to <95	95 to <100	100 to >105	Total Counts	85pct Speed	10MPH Pace	% in pace	# of Speeders	% Speeders
03/11/2021	00:00	0	0	0	1	0	1	0	0	0	0	0	0	0	0	0	0	0	0	0	2	40	30 to 40	100.0	1	50.0
03/11/2021	01:00	0	0	0	0	0	0	0	0	0	0	0	0	0	0	0	0	0	0	0	0	0	*	*	*	*
03/11/2021	02:00	0	0	1	1	0	0	0	0	0	0	0	0	0	0	0	0	0	0	0	2	30	20 to 30	100.0	*	*
03/11/2021	03:00	0	0	0	0	0	0	1	0	0	0	0	0	0	0	0	0	0	0	0	1	45	35 to 45	100.0	1	100.0
03/11/2021	04:00	0	0	0	0	1	0	0	0	0	0	0	0	0	0	0	0	0	0	0	1	35	25 to 35	100.0	1	100.0
03/11/2021	05:00	0	0	0	1	1	0	0	0	0	0	0	0	0	0	0	0	0	0	0	2	35	25 to 35	100.0	1	50.0
03/11/2021	06:00	0	0	0	1	2	2	1	0	0	0	0	0	0	0	0	0	0	0	0	6	40	30 to 40	83.3	5	83.3
03/11/2021	07:00	0	0	1	2	5	1	0	0	0	0	0	0	0	0	0	0	0	0	0	9	35	25 to 35	88.9	6	66.7
03/11/2021	08:00	0	0	1	7	9	5	0	0	0	0	0	0	0	0	0	0	0	0	0	22	37	30 to 40	95.5	14	63.6
03/11/2021	09:00	0	0	7	21	12	6	0	0	0	0	0	0	0	0	0	0	0	0	0	46	34.6	25 to 35	87.0	18	39.1
03/11/2021	10:00	2	3	8	16	9	1	0	0	0	0	0	0	0	0	0	0	0	0	0	39	32.2	25 to 35	84.6	10	25.6
03/11/2021	11:00	0	1	2	16	13	1	0	0	0	0	0	0	0	0	0	0	0	0	0	33	33.5	25 to 35	93.9	14	42.4
03/11/2021	12:00	1	2	3	11	10	1	2	0	0	0	0	0	0	0	0	0	0	0	0	30	34.5	25 to 35	80.0	13	43.3
03/11/2021	13:00	1	1	2	21	9	3	0	0	0	0	0	0	0	0	0	0	0	0	0	37	33.3	30 to 40	89.2	12	32.4
03/11/2021	14:00	2	1	6	11	11	3	1	0	0	0	0	0	0	0	0	0	0	0	0	35	34.5	25 to 35	80.0	15	42.9
03/11/2021	15:00	0	1	7	22	10	2	1	0	0	0	0	0	0	0	0	0	0	0	0	43	33.5	25 to 35	90.7	13	30.2
03/11/2021	16:00	0	1	6	29	17	4	1	0	0	0	0	0	0	0	0	0	0	0	0	58	33.8	25 to 35	89.7	22	37.9
03/11/2021	17:00	0	4	12	29	8	1	0	0	0	0	0	0	0	0	0	0	0	0	0	54	30.6	25 to 35	90.7	9	16.7
03/11/2021	18:00	0	1	9	20	8	3	0	0	0	0	0	0	0	0	0	0	0	0	0	41	33.1	25 to 35	90.2	11	26.8
03/11/2021	19:00	1	2	3	20	6	6	1	0	0	0	0	0	0	0	0	0	0	0	0	39	35.8	30 to 40	82.1	13	33.3
03/11/2021	20:00	0	0	3	15	9	1	0	0	0	0	0	0	0	0	0	0	0	0	0	28	33.3	25 to 35	96.4	10	35.7
03/11/2021	21:00	0	0	1	6	9	3	1	0	0	0	0	0	0	0	0	0	0	0	0	20	36.7	30 to 40	90.0	13	65.0
03/11/2021	22:00	0	0	0	5	4	1	0	0	0	0	0	0	0	0	0	0	0	0	0	10	33.8	30 to 40	100.0	5	50.0
03/11/2021	23:00	0	0	1	3	4	1	0	0	0	0	0	0	0	0	0	0	0	0	0	9	35	25 to 35	88.9	5	55.6
24 Hr Summary		7	17	73	258	157	46	9	0	0	0	0	0	0	0	0	0	0	0	0	567	34	25 to 35	86.1	212	37.4

Incoming Histogram

Hall Lane leaving the village

Outside number 6

from Tue-Oct-26-2021-10-00-PM to Thu-Jan-13-2022-02-59-PM

Date	Starting Hr:min	<15	15 to <20	20 to <25	25 to <30	30 to <35	35 to <40	40 to <45	45 to <50	50 to <55	55 to <60	60 to <65	65 to <70	70 to <75	75 to <80	80 to <85	85 to <90	90 to <95	95 to <100	100 to >105	Total Counts	85pct Speed	10MPH Pace	% in pace	# of Speeders	% Speeders
04/11/2021	00:00	0	0	0	2	0	1	0	0	0	0	0	0	0	0	0	0	0	0	0	3	40	30 to 40	100.0	1	33.3
04/11/2021	01:00	0	0	0	0	0	0	0	0	0	0	0	0	0	0	0	0	0	0	0	0	0	*	*	*	*
04/11/2021	02:00	0	0	0	0	0	0	0	0	0	0	0	0	0	0	0	0	0	0	0	0	0	*	*	*	*
04/11/2021	03:00	0	0	0	0	0	0	0	0	0	0	0	0	0	0	0	0	0	0	0	0	0	*	*	*	*
04/11/2021	04:00	0	0	0	2	1	0	0	0	0	0	0	0	0	0	0	0	0	0	0	3	35	25 to 35	100.0	1	33.3
04/11/2021	05:00	0	0	0	0	0	0	1	0	0	0	0	0	0	0	0	0	0	0	0	1	45	35 to 45	100.0	1	100.0
04/11/2021	06:00	0	0	1	2	2	3	0	0	0	0	0	0	0	0	0	0	0	0	0	8	38.3	30 to 40	87.5	5	62.5
04/11/2021	07:00	0	0	0	2	2	0	0	0	0	0	0	0	0	0	0	0	0	0	0	4	32.5	25 to 35	100.0	2	50.0
04/11/2021	08:00	1	0	5	13	6	2	1	0	0	0	0	0	0	0	0	0	0	0	0	28	34.2	25 to 35	85.7	9	32.1
04/11/2021	09:00	0	1	3	20	12	3	0	0	0	0	0	0	0	0	0	0	0	0	0	39	33.8	25 to 35	89.7	15	38.5
04/11/2021	10:00	1	2	8	10	6	0	0	0	0	0	0	0	0	0	0	0	0	0	0	27	31.7	25 to 35	88.9	6	22.2
04/11/2021	11:00	0	6	6	18	4	0	0	0	0	0	0	0	0	0	0	0	0	0	0	34	29.7	20 to 30	88.2	4	11.8
04/11/2021	12:00	0	1	3	19	13	0	0	0	0	0	0	0	0	0	0	0	0	0	0	36	33.1	25 to 35	97.2	13	36.1
04/11/2021	13:00	0	2	10	9	15	1	0	0	0	0	0	0	0	0	0	0	0	0	0	37	33.3	25 to 35	91.9	16	43.2
04/11/2021	14:00	0	2	4	22	11	2	0	0	0	0	0	0	0	0	0	0	0	0	0	41	33.2	25 to 35	90.2	13	31.7
04/11/2021	15:00	1	4	11	24	8	0	0	0	0	0	0	0	0	0	0	0	0	0	0	48	30.6	25 to 35	89.6	8	16.7
04/11/2021	16:00	0	4	9	20	17	8	0	0	0	0	0	0	0	0	0	0	0	0	0	58	34.7	25 to 35	79.3	25	43.1
04/11/2021	17:00	2	2	9	21	13	8	1	0	0	0	0	0	0	0	0	0	0	0	0	56	35.6	25 to 35	76.8	22	39.3
04/11/2021	18:00	1	5	6	19	18	3	0	1	0	0	0	0	0	0	0	0	0	0	0	53	33.9	25 to 35	81.1	22	41.5
04/11/2021	19:00	0	0	1	19	16	3	0	0	0	0	0	0	0	0	0	0	0	0	0	39	34.1	30 to 40	97.4	19	48.7
04/11/2021	20:00	0	1	2	9	10	2	2	0	0	0	0	0	0	0	0	0	0	0	0	26	35	25 to 35	80.8	14	53.8
04/11/2021	21:00	0	1	1	3	5	1	1	0	0	0	0	0	0	0	0	0	0	0	0	12	35	25 to 35	75.0	7	58.3
04/11/2021	22:00	0	2	0	1	5	2	0	0	0	0	0	0	0	0	0	0	0	0	0	10	35	30 to 40	80.0	7	70.0
04/11/2021	23:00	0	0	0	4	1	0	1	0	0	0	0	0	0	0	0	0	0	0	0	6	35	25 to 35	83.3	2	33.3
24 Hr Summary		6	33	79	239	165	39	7	1	0	0	0	0	0	0	0	0	0	0	0	569	33.8	25 to 35	84.9	212	37.3

Incoming Histogram

Hall Lane leaving the village

Outside number 6

from Tue-Oct-26-2021-10-00-PM to Thu-Jan-13-2022-02-59-PM

Date	Starting Hr:min	<15	15 to <20	20 to <25	25 to <30	30 to <35	35 to <40	40 to <45	45 to <50	50 to <55	55 to <60	60 to <65	65 to <70	70 to <75	75 to <80	80 to <85	85 to <90	90 to <95	95 to <100	100 to >105	Total Counts	85pct Speed	10MPH Pace	% in pace	# of Speeders	% Speeders
05/11/2021	00:00	0	0	0	0	1	0	0	1	0	0	0	0	0	0	0	0	0	0	0	2	50	25 to 35	50.0	2	100.0
05/11/2021	01:00	0	0	0	2	0	0	0	0	0	0	0	0	0	0	0	0	0	0	0	2	30	20 to 30	100.0	*	*
05/11/2021	02:00	0	0	0	0	0	0	0	0	0	0	0	0	0	0	0	0	0	0	0	0	0	*	*	*	*
05/11/2021	03:00	0	0	1	0	1	0	0	0	0	0	0	0	0	0	0	0	0	0	0	2	35	25 to 35	100.0	1	50.0
05/11/2021	04:00	1	0	0	0	0	0	0	0	0	0	0	0	0	0	0	0	0	0	0	1	15	5 to 15	100.0	*	*
05/11/2021	05:00	0	0	0	0	0	1	0	1	0	0	0	0	0	0	0	0	0	0	0	2	50	40 to 50	100.0	2	100.0
05/11/2021	06:00	0	0	0	1	2	3	1	0	0	0	0	0	0	0	0	0	0	0	0	7	40	30 to 40	85.7	6	85.7
05/11/2021	07:00	0	0	0	2	1	0	0	0	0	0	0	0	0	0	0	0	0	0	0	3	35	25 to 35	100.0	1	33.3
05/11/2021	08:00	0	1	1	9	8	4	1	0	0	0	0	0	0	0	0	0	0	0	0	24	36.2	30 to 40	87.5	13	54.2
05/11/2021	09:00	0	1	0	19	15	4	2	0	0	0	0	0	0	0	0	0	0	0	0	41	35	30 to 40	92.7	21	51.2
05/11/2021	10:00	0	0	4	12	8	4	1	0	0	0	0	0	0	0	0	0	0	0	0	29	36.2	25 to 35	82.8	13	44.8
05/11/2021	11:00	1	3	6	19	9	1	0	0	0	0	0	0	0	0	0	0	0	0	0	39	32.2	25 to 35	87.2	10	25.6
05/11/2021	12:00	1	0	11	12	15	2	1	0	0	0	0	0	0	0	0	0	0	0	0	42	34	25 to 35	90.5	18	42.9
05/11/2021	13:00	0	2	4	20	10	2	0	0	0	0	0	0	0	0	0	0	0	0	0	38	33	25 to 35	89.5	12	31.6
05/11/2021	14:00	3	2	6	22	16	5	1	0	0	0	0	0	0	0	0	0	0	0	0	55	34.4	25 to 35	80.0	22	40.0
05/11/2021	15:00	0	2	2	27	19	1	0	0	0	0	0	0	0	0	0	0	0	0	0	51	33.2	25 to 35	94.1	20	39.2
05/11/2021	16:00	1	3	5	26	23	6	2	0	0	0	0	0	0	0	0	0	0	0	0	66	34.6	30 to 40	83.3	31	47.0
05/11/2021	17:00	4	3	4	28	17	5	0	0	0	0	0	0	0	0	0	0	0	0	0	61	33.8	30 to 40	82.0	22	36.1
05/11/2021	18:00	2	5	9	28	18	7	2	0	0	0	0	0	0	0	0	0	0	0	0	71	34.4	25 to 35	77.5	27	38.0
05/11/2021	19:00	0	0	6	18	12	5	1	0	0	0	0	0	0	0	0	0	0	0	0	42	35	25 to 35	85.7	18	42.9
05/11/2021	20:00	0	0	2	6	4	5	1	0	0	0	0	0	0	0	0	0	0	0	0	18	38	30 to 40	83.3	10	55.6
05/11/2021	21:00	0	0	6	5	6	3	0	0	0	0	0	0	0	0	0	0	0	0	0	20	35	25 to 35	85.0	9	45.0
05/11/2021	22:00	0	0	0	3	7	1	0	0	0	0	0	0	0	0	0	0	0	0	0	11	34.3	30 to 40	100.0	8	72.7
05/11/2021	23:00	0	0	0	3	2	0	1	0	0	0	0	0	0	0	0	0	0	0	0	6	35	25 to 35	83.3	3	50.0
24 Hr Summary		13	22	67	262	194	59	14	2	0	0	0	0	0	0	0	0	0	0	0	633	34.5	25 to 35	82.6	269	42.5

Incoming Histogram
Hall Lane leaving the village
Outside number 6

from Tue-Oct-26-2021-10-00-PM to Thu-Jan-13-2022-02-59-PM

Date	Starting Hr:min	<15	15 to <20	20 to <25	25 to <30	30 to <35	35 to <40	40 to <45	45 to <50	50 to <55	55 to <60	60 to <65	65 to <70	70 to <75	75 to <80	80 to <85	85 to <90	90 to <95	95 to <100	100 to >105	Total Counts	85pct Speed	10MPH Pace	% in pace	# of Speeders	% Speeders
06/11/2021	00:00	0	0	0	1	4	2	0	0	0	0	0	0	0	0	0	0	0	0	0	7	37.5	30 to 40	100.0	6	85.7
06/11/2021	01:00	0	0	0	1	0	1	1	0	0	0	0	0	0	0	0	0	0	0	0	3	45	30 to 40	66.7	2	66.7
06/11/2021	02:00	0	0	0	0	0	0	0	0	0	0	0	0	0	0	0	0	0	0	0	0	0	*	*	*	*
06/11/2021	03:00	0	0	0	0	0	0	0	0	0	0	0	0	0	0	0	0	0	0	0	0	0	*	*	*	*
06/11/2021	04:00	0	0	0	0	0	0	0	0	0	0	0	0	0	0	0	0	0	0	0	0	0	*	*	*	*
06/11/2021	05:00	0	0	0	0	1	0	1	0	0	0	0	0	0	0	0	0	0	0	0	2	45	35 to 45	100.0	2	100.0
06/11/2021	06:00	0	0	0	2	1	1	1	0	0	0	0	0	0	0	0	0	0	0	0	5	40	30 to 40	80.0	3	60.0
06/11/2021	07:00	0	0	0	1	0	2	0	0	0	0	0	0	0	0	0	0	0	0	0	3	40	30 to 40	100.0	2	66.7
06/11/2021	08:00	0	0	1	3	2	0	0	0	0	0	0	0	0	0	0	0	0	0	0	6	32.5	25 to 35	100.0	2	33.3
06/11/2021	09:00	0	1	5	12	6	2	0	0	0	0	0	0	0	0	0	0	0	0	0	26	33.3	25 to 35	88.5	8	30.8
06/11/2021	10:00	1	2	8	14	6	2	0	0	0	0	0	0	0	0	0	0	0	0	0	33	32.5	25 to 35	84.8	8	24.2
06/11/2021	11:00	0	2	6	17	9	1	0	0	0	0	0	0	0	0	0	0	0	0	0	35	32.8	25 to 35	91.4	10	28.6
06/11/2021	12:00	0	2	7	20	7	3	0	0	0	0	0	0	0	0	0	0	0	0	0	39	32.9	25 to 35	87.2	10	25.6
06/11/2021	13:00	1	3	6	16	11	0	1	0	0	0	0	0	0	0	0	0	0	0	0	38	32.7	25 to 35	86.8	12	31.6
06/11/2021	14:00	1	4	8	11	4	3	0	0	0	0	0	0	0	0	0	0	0	0	0	31	32.5	20 to 30	74.2	7	22.6
06/11/2021	15:00	1	6	15	24	7	0	0	0	0	0	0	0	0	0	0	0	0	0	0	53	29.8	25 to 35	86.8	7	13.2
06/11/2021	16:00	1	3	17	21	2	0	0	0	0	0	0	0	0	0	0	0	0	0	0	44	28.8	20 to 30	93.2	2	4.5
06/11/2021	17:00	3	1	7	22	11	1	0	0	0	0	0	0	0	0	0	0	0	0	0	45	32.3	25 to 35	88.9	12	26.7
06/11/2021	18:00	0	6	4	14	17	5	0	0	0	0	0	0	0	0	0	0	0	0	0	46	34.4	30 to 40	78.3	22	47.8
06/11/2021	19:00	0	2	3	10	11	3	0	0	0	0	0	0	0	0	0	0	0	0	0	29	34.5	25 to 35	82.8	14	48.3
06/11/2021	20:00	0	0	1	9	4	2	0	0	0	0	0	0	0	0	0	0	0	0	0	16	35	30 to 40	93.8	6	37.5
06/11/2021	21:00	0	0	1	4	2	2	1	0	0	0	0	0	0	0	0	0	0	0	0	10	37.5	30 to 40	80.0	5	50.0
06/11/2021	22:00	0	0	3	4	3	5	0	0	0	0	0	0	0	0	0	0	0	0	0	15	38	30 to 40	80.0	8	53.3
06/11/2021	23:00	0	0	1	3	5	0	2	0	0	0	0	0	0	0	0	0	0	0	0	11	35	25 to 35	81.8	7	63.6
24 Hr Summary		8	32	93	209	113	35	7	0	0	0	0	0	0	0	0	0	0	0	0	497	33.5	25 to 35	83.5	155	31.2

Incoming Histogram

Hall Lane leaving the village

Outside number 6

from Tue-Oct-26-2021-10-00-PM to Thu-Jan-13-2022-02-59-PM

Date	Starting Hr:min	<15	15 to <20	20 to <25	25 to <30	30 to <35	35 to <40	40 to <45	45 to <50	50 to <55	55 to <60	60 to <65	65 to <70	70 to <75	75 to <80	80 to <85	85 to <90	90 to <95	95 to <100	100 to >105	Total Counts	85pct Speed	10MPH Pace	% in pace	# of Speeders	% Speeders
07/11/2021	00:00	0	0	0	2	3	1	0	0	0	0	0	0	0	0	0	0	0	0	0	6	35	30 to 40	100.0	4	66.7
07/11/2021	01:00	0	0	2	2	1	1	0	0	0	0	0	0	0	0	0	0	0	0	0	6	35	25 to 35	83.3	2	33.3
07/11/2021	02:00	1	0	0	0	2	0	0	0	0	0	0	0	0	0	0	0	0	0	0	3	35	25 to 35	66.7	2	66.7
07/11/2021	03:00	0	0	0	0	0	0	0	0	0	0	0	0	0	0	0	0	0	0	0	0	0	*	*	*	*
07/11/2021	04:00	0	0	0	0	0	0	0	0	0	0	0	0	0	0	0	0	0	0	0	0	0	*	*	*	*
07/11/2021	05:00	0	0	0	0	1	0	0	0	0	0	0	0	0	0	0	0	0	0	0	1	35	25 to 35	100.0	1	100.0
07/11/2021	06:00	0	0	0	0	1	0	1	0	0	0	0	0	0	0	0	0	0	0	0	2	45	35 to 45	100.0	2	100.0
07/11/2021	07:00	0	0	1	0	2	1	0	0	0	0	0	0	0	0	0	0	0	0	0	4	35	25 to 35	75.0	3	75.0
07/11/2021	08:00	0	0	0	0	2	0	0	0	0	0	0	0	0	0	0	0	0	0	0	2	35	25 to 35	100.0	2	100.0
07/11/2021	09:00	0	1	0	4	4	2	0	0	0	0	0	0	0	0	0	0	0	0	0	11	35	30 to 40	90.9	6	54.5
07/11/2021	10:00	1	0	1	4	8	4	0	1	0	0	0	0	0	0	0	0	0	0	0	19	37.5	30 to 40	84.2	13	68.4
07/11/2021	11:00	2	0	5	12	6	1	1	0	0	0	0	0	0	0	0	0	0	0	0	27	33.3	25 to 35	85.2	8	29.6
07/11/2021	12:00	2	0	7	13	6	1	0	0	0	0	0	0	0	0	0	0	0	0	0	29	32.5	25 to 35	89.7	7	24.1
07/11/2021	13:00	0	0	3	5	16	9	2	0	0	0	0	0	0	0	0	0	0	0	0	35	38.3	30 to 40	85.7	27	77.1
07/11/2021	14:00	0	0	1	12	12	4	0	0	0	0	0	0	0	0	0	0	0	0	0	29	35	30 to 40	96.6	16	55.2
07/11/2021	15:00	3	0	5	13	9	2	1	0	0	0	0	0	0	0	0	0	0	0	0	33	33.9	25 to 35	81.8	12	36.4
07/11/2021	16:00	1	0	5	23	9	1	1	0	0	0	0	0	0	0	0	0	0	0	0	40	32.8	25 to 35	92.5	11	27.5
07/11/2021	17:00	0	0	7	18	19	5	0	0	0	0	0	0	0	0	0	0	0	0	0	49	34.5	25 to 35	89.8	24	49.0
07/11/2021	18:00	0	0	4	16	6	0	1	0	0	0	0	0	0	0	0	0	0	0	0	27	32.5	25 to 35	96.3	7	25.9
07/11/2021	19:00	0	0	2	12	3	5	1	0	0	0	0	0	0	0	0	0	0	0	0	23	38	30 to 40	87.0	9	39.1
07/11/2021	20:00	0	0	0	5	3	3	3	0	0	0	0	0	0	0	0	0	0	0	0	14	41.7	30 to 40	78.6	9	64.3
07/11/2021	21:00	0	0	1	2	3	3	1	0	0	0	0	0	0	0	0	0	0	0	0	10	38.3	30 to 40	80.0	7	70.0
07/11/2021	22:00	0	0	0	2	3	1	0	0	0	0	0	0	0	0	0	0	0	0	0	6	35	30 to 40	100.0	4	66.7
07/11/2021	23:00	0	1	1	1	3	0	0	0	0	0	0	0	0	0	0	0	0	0	0	6	33.3	25 to 35	83.3	3	50.0
24 Hr Summary		10	2	45	146	122	44	12	1	0	0	0	0	0	0	0	0	0	0	0	382	35	25 to 35	81.9	179	46.9

Incoming Histogram

Hall Lane leaving the village

Outside number 6

from Tue-Oct-26-2021-10-00-PM to Thu-Jan-13-2022-02-59-PM

Date	Starting Hr:min	<15	15 to <20	20 to <25	25 to <30	30 to <35	35 to <40	40 to <45	45 to <50	50 to <55	55 to <60	60 to <65	65 to <70	70 to <75	75 to <80	80 to <85	85 to <90	90 to <95	95 to <100	100 to >105	Total Counts	85pct Speed	10MPH Pace	% in pace	# of Speeders	% Speeders	
08/11/2021	00:00	0	0	0	0	1	2	0	0	0	0	0	0	0	0	0	0	0	0	0	3	40	30 to 40	100.0	3	100.0	
08/11/2021	01:00	0	0	1	1	1	0	0	0	0	0	0	0	0	0	0	0	0	0	0	3	35	25 to 35	100.0	1	33.3	
08/11/2021	02:00	0	0	0	0	0	1	0	0	0	0	0	0	0	0	0	0	0	0	0	1	40	30 to 40	100.0	1	100.0	
08/11/2021	03:00	0	0	0	0	0	0	0	1	0	0	0	0	0	0	0	0	0	0	0	1	50	40 to 50	100.0	1	100.0	
08/11/2021	04:00	0	0	0	0	0	1	0	0	0	0	0	0	0	0	0	0	0	0	0	1	40	30 to 40	100.0	1	100.0	
08/11/2021	05:00	0	0	0	0	0	0	0	0	0	0	0	0	0	0	0	0	0	0	0	0	0	0	*	*	*	*
08/11/2021	06:00	0	0	1	1	1	1	0	1	0	0	0	0	0	0	0	0	0	0	0	5	40	25 to 35	60.0	3	60.0	
08/11/2021	07:00	0	0	1	1	3	2	0	0	0	0	0	0	0	0	0	0	0	0	0	7	37.5	30 to 40	85.7	5	71.4	
08/11/2021	08:00	0	1	1	7	6	4	0	0	0	0	0	0	0	0	0	0	0	0	0	19	36.2	30 to 40	89.5	10	52.6	
08/11/2021	09:00	0	0	7	16	10	1	0	0	0	0	0	0	0	0	0	0	0	0	0	34	33	25 to 35	97.1	11	32.4	
08/11/2021	10:00	0	2	2	12	8	2	0	0	0	0	0	0	0	0	0	0	0	0	0	26	33.8	25 to 35	84.6	10	38.5	
08/11/2021	11:00	2	2	9	4	2	0	1	0	0	0	0	0	0	0	0	0	0	0	0	20	30	20 to 30	75.0	3	15.0	
08/11/2021	12:00	2	2	5	13	5	2	0	0	0	0	0	0	0	0	0	0	0	0	0	29	33	25 to 35	79.3	7	24.1	
08/11/2021	13:00	6	3	8	15	10	0	1	0	0	0	0	0	0	0	0	0	0	0	0	43	32.5	25 to 35	76.7	11	25.6	
08/11/2021	14:00	1	4	7	17	5	0	0	0	0	0	0	0	0	0	0	0	0	0	0	34	30	25 to 35	85.3	5	14.7	
08/11/2021	15:00	4	0	11	20	5	3	0	0	0	0	0	0	0	0	0	0	0	0	0	43	32	25 to 35	83.7	8	18.6	
08/11/2021	16:00	7	10	21	15	9	2	1	0	0	0	0	0	0	0	0	0	0	0	0	65	31.1	20 to 30	70.8	12	18.5	
08/11/2021	17:00	0	2	13	19	18	6	2	0	0	0	0	0	0	0	0	0	0	0	0	60	34.7	25 to 35	83.3	26	43.3	
08/11/2021	18:00	1	2	7	22	20	3	0	0	0	0	0	0	0	0	0	0	0	0	0	55	33.8	25 to 35	89.1	23	41.8	
08/11/2021	19:00	1	3	9	19	16	1	1	0	0	0	0	0	0	0	0	0	0	0	0	50	33.1	25 to 35	88.0	18	36.0	
08/11/2021	20:00	0	0	3	5	7	3	2	0	0	0	0	0	0	0	0	0	0	0	0	20	38.3	25 to 35	75.0	12	60.0	
08/11/2021	21:00	0	2	3	5	2	1	0	0	0	0	0	0	0	0	0	0	0	0	0	13	32.5	20 to 30	76.9	3	23.1	
08/11/2021	22:00	0	0	2	2	4	2	0	0	0	0	0	0	0	0	0	0	0	0	0	10	35	25 to 35	80.0	6	60.0	
08/11/2021	23:00	0	0	1	2	2	1	0	0	0	0	0	0	0	0	0	0	0	0	0	6	35	25 to 35	83.3	3	50.0	
24 Hr Summary		24	33	112	196	135	38	8	2	0	0	0	0	0	0	0	0	0	0	0	548	33.7	25 to 35	80.8	183	33.4	

Incoming Histogram

Hall Lane leaving the village

Outside number 6

from Tue-Oct-26-2021-10-00-PM to Thu-Jan-13-2022-02-59-PM

Date	Starting Hr:min	<15	15 to <20	20 to <25	25 to <30	30 to <35	35 to <40	40 to <45	45 to <50	50 to <55	55 to <60	60 to <65	65 to <70	70 to <75	75 to <80	80 to <85	85 to <90	90 to <95	95 to <100	100 to >105	Total Counts	85pct Speed	10MPH Pace	% in pace	# of Speeders	% Speeders
09/11/2021	00:00	0	0	0	3	1	2	1	0	0	0	0	0	0	0	0	0	0	0	0	7	40	30 to 40	85.7	4	57.1
09/11/2021	01:00	0	0	0	0	1	0	0	0	0	0	0	0	0	0	0	0	0	0	0	1	35	25 to 35	100.0	1	100.0
09/11/2021	02:00	0	0	0	1	0	0	0	0	0	0	0	0	0	0	0	0	0	0	0	1	30	20 to 30	100.0	*	*
09/11/2021	03:00	0	0	0	0	0	0	0	0	0	0	0	0	0	0	0	0	0	0	0	0	0	*	*	*	*
09/11/2021	04:00	0	0	0	0	0	1	0	0	0	0	0	0	0	0	0	0	0	0	0	1	40	30 to 40	100.0	1	100.0
09/11/2021	05:00	0	0	0	0	0	1	0	0	0	0	0	0	0	0	0	0	0	0	0	1	40	30 to 40	100.0	1	100.0
09/11/2021	06:00	0	0	0	0	2	3	0	0	0	0	0	0	0	0	0	0	0	0	0	5	38.3	30 to 40	100.0	5	100.0
09/11/2021	07:00	0	0	1	3	3	0	0	0	0	0	0	0	0	0	0	0	0	0	0	7	33.3	25 to 35	100.0	3	42.9
09/11/2021	08:00	0	0	1	8	6	2	0	0	0	0	0	0	0	0	0	0	0	0	0	17	34.2	30 to 40	94.1	8	47.1
09/11/2021	09:00	0	1	2	19	15	5	0	0	0	0	0	0	0	0	0	0	0	0	0	42	34.7	30 to 40	92.9	20	47.6
09/11/2021	10:00	1	1	1	12	10	2	1	0	0	0	0	0	0	0	0	0	0	0	0	28	34.5	30 to 40	85.7	13	46.4
09/11/2021	11:00	2	3	5	15	5	2	0	0	0	0	0	0	0	0	0	0	0	0	0	32	32	25 to 35	78.1	7	21.9
09/11/2021	12:00	0	0	4	14	9	1	0	0	0	0	0	0	0	0	0	0	0	0	0	28	33.3	25 to 35	96.4	10	35.7
09/11/2021	13:00	1	1	3	20	8	1	0	0	0	0	0	0	0	0	0	0	0	0	0	34	32.5	25 to 35	91.2	9	26.5
09/11/2021	14:00	2	2	6	14	11	0	0	0	0	0	0	0	0	0	0	0	0	0	0	35	32.7	25 to 35	88.6	11	31.4
09/11/2021	15:00	2	1	11	21	8	2	0	0	0	0	0	0	0	0	0	0	0	0	0	45	31.9	25 to 35	88.9	10	22.2
09/11/2021	16:00	3	3	12	17	18	3	0	0	0	0	0	0	0	0	0	0	0	0	0	56	33.6	25 to 35	83.9	21	37.5
09/11/2021	17:00	2	1	10	18	11	1	0	0	0	0	0	0	0	0	0	0	0	0	0	43	32.7	25 to 35	90.7	12	27.9
09/11/2021	18:00	0	2	6	23	13	6	2	0	0	0	0	0	0	0	0	0	0	0	0	52	35	25 to 35	80.8	21	40.4
09/11/2021	19:00	0	2	5	23	11	5	0	0	0	0	0	0	0	0	0	0	0	0	0	46	34.1	25 to 35	84.8	16	34.8
09/11/2021	20:00	0	1	1	6	8	4	1	0	0	0	0	0	0	0	0	0	0	0	0	21	37.5	30 to 40	85.7	13	61.9
09/11/2021	21:00	0	1	1	2	9	4	1	0	0	0	0	0	0	0	0	0	0	0	0	18	37.5	30 to 40	83.3	14	77.8
09/11/2021	22:00	0	0	2	5	1	1	1	0	0	0	0	0	0	0	0	0	0	0	0	10	35	25 to 35	80.0	3	30.0
09/11/2021	23:00	0	0	1	2	5	1	0	0	0	0	0	0	0	0	0	0	0	0	0	9	35	25 to 35	88.9	6	66.7
24 Hr Summary		13	19	72	226	155	47	7	0	0	0	0	0	0	0	0	0	0	0	0	539	34.1	25 to 35	84.0	209	38.8

Incoming Histogram

Hall Lane leaving the village

Outside number 6

from Tue-Oct-26-2021-10-00-PM to Thu-Jan-13-2022-02-59-PM

Date	Starting Hr:min	<15	15 to <20	20 to <25	25 to <30	30 to <35	35 to <40	40 to <45	45 to <50	50 to <55	55 to <60	60 to <65	65 to <70	70 to <75	75 to <80	80 to <85	85 to <90	90 to <95	95 to <100	100 to >105	Total Counts	85pct Speed	10MPH Pace	% in pace	# of Speeders	% Speeders
10/11/2021	00:00	0	0	1	0	1	1	0	0	0	0	0	0	0	0	0	0	0	0	0	3	40	25 to 35	66.7	2	66.7
10/11/2021	01:00	0	0	0	0	0	0	0	0	0	0	0	0	0	0	0	0	0	0	0	0	0	*	*	*	*
10/11/2021	02:00	0	0	0	0	0	0	0	0	0	0	0	0	0	0	0	0	0	0	0	0	0	*	*	*	*
10/11/2021	03:00	0	0	0	0	1	0	0	0	0	0	0	0	0	0	0	0	0	0	0	1	35	25 to 35	100.0	1	100.0
10/11/2021	04:00	0	0	1	0	0	1	0	0	0	0	0	0	0	0	0	0	0	0	0	2	40	15 to 25	50.0	1	50.0
10/11/2021	05:00	0	0	0	0	0	1	0	0	0	0	0	0	0	0	0	0	0	0	0	1	40	30 to 40	100.0	1	100.0
10/11/2021	06:00	0	0	0	1	3	1	1	1	0	0	0	0	0	0	0	0	0	0	0	7	45	30 to 40	71.4	6	85.7
10/11/2021	07:00	0	0	0	3	1	3	0	1	0	0	0	0	0	0	0	0	0	0	0	8	40	30 to 40	87.5	5	62.5
10/11/2021	08:00	3	1	2	8	11	2	0	0	0	0	0	0	0	0	0	0	0	0	0	27	34.1	25 to 35	77.8	13	48.1
10/11/2021	09:00	0	0	10	21	11	4	0	0	0	0	0	0	0	0	0	0	0	0	0	46	33.6	25 to 35	91.3	15	32.6
10/11/2021	10:00	0	1	3	11	7	2	0	0	0	0	0	0	0	0	0	0	0	0	0	24	33.6	25 to 35	87.5	9	37.5
10/11/2021	11:00	0	2	5	18	8	1	0	0	0	0	0	0	0	0	0	0	0	0	0	34	32.5	25 to 35	91.2	9	26.5
10/11/2021	12:00	1	3	13	9	0	1	0	0	0	0	0	0	0	0	0	0	0	0	0	27	28.3	20 to 30	92.6	1	3.7
10/11/2021	13:00	1	3	23	3	2	0	0	0	0	0	0	0	0	0	0	0	0	0	0	32	25	20 to 30	90.6	2	6.3
10/11/2021	14:00	1	1	13	15	7	2	0	0	0	0	0	0	0	0	0	0	0	0	0	39	32.1	25 to 35	89.7	9	23.1
10/11/2021	15:00	0	2	7	23	5	2	0	0	0	0	0	0	0	0	0	0	0	0	0	39	31	25 to 35	89.7	7	17.9
10/11/2021	16:00	0	0	8	27	14	4	1	0	0	0	0	0	0	0	0	0	0	0	0	54	33.9	25 to 35	90.7	19	35.2
10/11/2021	17:00	2	7	15	24	5	6	0	0	0	0	0	0	0	0	0	0	0	0	0	59	32	20 to 30	78.0	11	18.6
10/11/2021	18:00	0	3	1	21	17	4	0	0	0	0	0	0	0	0	0	0	0	0	0	46	34.1	30 to 40	91.3	21	45.7
10/11/2021	19:00	0	0	2	14	15	5	2	0	0	0	0	0	0	0	0	0	0	0	0	38	36	30 to 40	89.5	22	57.9
10/11/2021	20:00	0	1	2	14	7	2	0	0	0	0	0	0	0	0	0	0	0	0	0	26	33.6	25 to 35	88.5	9	34.6
10/11/2021	21:00	0	0	2	8	2	1	0	0	0	0	0	0	0	0	0	0	0	0	0	13	32.5	25 to 35	92.3	3	23.1
10/11/2021	22:00	0	0	3	4	3	3	0	0	0	0	0	0	0	0	0	0	0	0	0	13	36.7	25 to 35	76.9	6	46.2
10/11/2021	23:00	0	0	2	3	1	1	0	0	0	0	0	0	0	0	0	0	0	0	0	7	35	25 to 35	85.7	2	28.6
24 Hr Summary		8	24	113	227	121	47	4	2	0	0	0	0	0	0	0	0	0	0	0	546	33.8	25 to 35	84.4	174	31.9

Incoming Histogram
Hall Lane leaving the village
Outside number 6

from Tue-Oct-26-2021-10-00-PM to Thu-Jan-13-2022-02-59-PM

Date	Starting Hr:min	<15	15 to <20	20 to <25	25 to <30	30 to <35	35 to <40	40 to <45	45 to <50	50 to <55	55 to <60	60 to <65	65 to <70	70 to <75	75 to <80	80 to <85	85 to <90	90 to <95	95 to <100	100 to >105	Total Counts	85pct Speed	10MPH Pace	% in pace	# of Speeders	% Speeders	
11/11/2021	00:00	0	0	2	1	1	1	0	0	0	0	0	0	0	0	0	0	0	0	0	5	35	25 to 35	80.0	2	40.0	
11/11/2021	01:00	0	0	0	1	0	0	0	0	0	0	0	0	0	0	0	0	0	0	0	1	30	20 to 30	100.0	*	*	
11/11/2021	02:00	0	0	0	0	0	0	1	0	0	0	0	0	0	0	0	0	0	0	0	1	45	35 to 45	100.0	1	100.0	
11/11/2021	03:00	0	0	0	0	0	0	0	0	0	0	0	0	0	0	0	0	0	0	0	0	0	0	*	*	*	*
11/11/2021	04:00	0	0	0	0	0	1	0	0	0	0	0	0	0	0	0	0	0	0	0	1	40	30 to 40	100.0	1	100.0	
11/11/2021	05:00	0	0	0	1	1	1	0	0	0	0	0	0	0	0	0	0	0	0	0	3	40	30 to 40	100.0	2	66.7	
11/11/2021	06:00	0	0	0	3	2	3	0	0	0	0	0	0	0	0	0	0	0	0	0	8	38.3	30 to 40	100.0	5	62.5	
11/11/2021	07:00	0	0	2	1	1	0	0	0	0	0	0	0	0	0	0	0	0	0	0	4	30	25 to 35	100.0	1	25.0	
11/11/2021	08:00	0	0	3	8	13	1	0	0	0	0	0	0	0	0	0	0	0	0	0	25	33.8	25 to 35	96.0	14	56.0	
11/11/2021	09:00	0	0	6	20	17	3	1	0	0	0	0	0	0	0	0	0	0	0	0	47	34.1	25 to 35	91.5	21	44.7	
11/11/2021	10:00	2	1	4	15	10	1	0	0	0	0	0	0	0	0	0	0	0	0	0	33	33	25 to 35	87.9	11	33.3	
11/11/2021	11:00	1	2	6	14	5	1	0	0	0	0	0	0	0	0	0	0	0	0	0	29	32	25 to 35	86.2	6	20.7	
11/11/2021	12:00	0	4	7	14	4	2	0	0	0	0	0	0	0	0	0	0	0	0	0	31	31.2	20 to 30	80.6	6	19.4	
11/11/2021	13:00	4	1	13	13	9	2	0	0	0	0	0	0	0	0	0	0	0	0	0	42	32.8	25 to 35	83.3	11	26.2	
11/11/2021	14:00	2	3	4	15	6	1	0	0	0	0	0	0	0	0	0	0	0	0	0	31	31.7	25 to 35	80.6	7	22.6	
11/11/2021	15:00	0	3	10	14	2	3	0	0	0	0	0	0	0	0	0	0	0	0	0	32	30	20 to 30	84.4	5	15.6	
11/11/2021	16:00	0	1	6	28	20	3	0	0	0	0	0	0	0	0	0	0	0	0	0	58	33.5	25 to 35	93.1	23	39.7	
11/11/2021	17:00	1	1	10	27	8	4	0	0	0	0	0	0	0	0	0	0	0	0	0	51	32.5	25 to 35	88.2	12	23.5	
11/11/2021	18:00	0	2	8	19	20	8	0	0	0	0	0	0	0	0	0	0	0	0	0	57	34.8	25 to 35	82.5	28	49.1	
11/11/2021	19:00	0	0	4	19	8	4	2	0	0	0	0	0	0	0	0	0	0	0	0	37	35	25 to 35	83.8	14	37.8	
11/11/2021	20:00	0	0	4	11	5	1	0	1	0	0	0	0	0	0	0	0	0	0	0	22	34	25 to 35	90.9	7	31.8	
11/11/2021	21:00	0	0	0	9	3	2	2	0	0	0	0	0	0	0	0	0	0	0	0	16	40	30 to 40	87.5	7	43.8	
11/11/2021	22:00	0	0	4	5	3	1	0	0	0	0	0	0	0	0	0	0	0	0	0	13	33.3	25 to 35	92.3	4	30.8	
11/11/2021	23:00	0	0	2	6	6	0	0	0	0	0	0	0	0	0	0	0	0	0	0	14	33.3	25 to 35	100.0	6	42.9	
24 Hr Summary		10	18	95	244	144	43	6	1	0	0	0	0	0	0	0	0	0	0	0	561	33.8	25 to 35	86.1	194	34.6	

Incoming Histogram

Hall Lane leaving the village

Outside number 6

from Tue-Oct-26-2021-10-00-PM to Thu-Jan-13-2022-02-59-PM

Date	Starting Hr:min	<15	15 to <20	20 to <25	25 to <30	30 to <35	35 to <40	40 to <45	45 to <50	50 to <55	55 to <60	60 to <65	65 to <70	70 to <75	75 to <80	80 to <85	85 to <90	90 to <95	95 to <100	100 to >105	Total Counts	85pct Speed	10MPH Pace	% in pace	# of Speeders	% Speeders
12/11/2021	00:00	0	0	1	1	1	0	0	0	0	0	0	0	0	0	0	0	0	0	0	3	35	25 to 35	100.0	1	33.3
12/11/2021	01:00	0	0	0	0	1	0	1	0	0	0	0	0	0	0	0	0	0	0	0	2	45	35 to 45	100.0	2	100.0
12/11/2021	02:00	0	0	0	0	0	0	0	0	0	0	0	0	0	0	0	0	0	0	0	0	0	*	*	*	*
12/11/2021	03:00	0	0	0	0	1	0	0	0	0	0	0	0	0	0	0	0	0	0	0	1	35	25 to 35	100.0	1	100.0
12/11/2021	04:00	0	0	0	0	0	0	0	0	0	0	0	0	0	0	0	0	0	0	0	0	0	*	*	*	*
12/11/2021	05:00	0	0	0	0	0	0	0	1	0	0	0	0	0	0	0	0	0	0	0	1	50	40 to 50	100.0	1	100.0
12/11/2021	06:00	0	0	0	1	1	3	0	0	1	0	0	0	0	0	0	0	0	0	0	6	40	30 to 40	83.3	5	83.3
12/11/2021	07:00	0	0	0	2	2	2	0	0	0	0	0	0	0	0	0	0	0	0	0	6	37.5	30 to 40	100.0	4	66.7
12/11/2021	08:00	3	1	4	8	7	1	1	0	0	0	0	0	0	0	0	0	0	0	0	25	33.6	25 to 35	76.0	9	36.0
12/11/2021	09:00	0	0	3	23	19	4	0	1	0	0	0	0	0	0	0	0	0	0	0	50	34.2	30 to 40	92.0	24	48.0
12/11/2021	10:00	0	0	5	7	4	3	0	0	0	0	0	0	0	0	0	0	0	0	0	19	35	25 to 35	84.2	7	36.8
12/11/2021	11:00	2	1	1	13	11	2	0	0	0	0	0	0	0	0	0	0	0	0	0	30	34.1	30 to 40	86.7	13	43.3
12/11/2021	12:00	0	1	7	13	11	3	0	0	0	0	0	0	0	0	0	0	0	0	0	35	34.1	25 to 35	88.6	14	40.0
12/11/2021	13:00	1	0	7	15	7	3	0	0	0	0	0	0	0	0	0	0	0	0	0	33	33.6	25 to 35	87.9	10	30.3
12/11/2021	14:00	0	2	5	16	12	3	0	0	0	0	0	0	0	0	0	0	0	0	0	38	33.8	25 to 35	86.8	15	39.5
12/11/2021	15:00	1	2	3	16	16	4	0	0	0	0	0	0	0	0	0	0	0	0	0	42	34.4	30 to 40	85.7	20	47.6
12/11/2021	16:00	1	3	8	35	20	2	0	0	0	0	0	0	0	0	0	0	0	0	0	69	33	25 to 35	91.3	22	31.9
12/11/2021	17:00	0	3	8	23	15	4	0	0	0	0	0	0	0	0	0	0	0	0	0	53	33.7	25 to 35	86.8	19	35.8
12/11/2021	18:00	0	3	7	27	20	5	2	0	0	0	0	0	0	0	0	0	0	0	0	64	34.2	25 to 35	84.4	27	42.2
12/11/2021	19:00	0	0	9	12	15	3	0	0	0	0	0	0	0	0	0	0	0	0	0	39	34	25 to 35	92.3	18	46.2
12/11/2021	20:00	0	0	4	12	6	1	0	0	0	0	0	0	0	0	0	0	0	0	0	23	33.3	25 to 35	95.7	7	30.4
12/11/2021	21:00	1	0	5	4	4	3	0	0	0	0	0	0	0	0	0	0	0	0	0	17	35	25 to 35	76.5	7	41.2
12/11/2021	22:00	0	0	3	8	6	1	0	0	0	0	0	0	0	0	0	0	0	0	0	18	33.3	25 to 35	94.4	7	38.9
12/11/2021	23:00	0	0	0	2	3	3	0	0	0	0	0	0	0	0	0	0	0	0	0	8	38.3	30 to 40	100.0	6	75.0
24 Hr Summary		9	16	80	238	182	50	4	2	1	0	0	0	0	0	0	0	0	0	0	582	34.2	25 to 35	85.9	239	41.1

Incoming Histogram
Hall Lane leaving the village
Outside number 6

from Tue-Oct-26-2021-10-00-PM to Thu-Jan-13-2022-02-59-PM

Date	Starting Hr:min	<15	15 to <20	20 to <25	25 to <30	30 to <35	35 to <40	40 to <45	45 to <50	50 to <55	55 to <60	60 to <65	65 to <70	70 to <75	75 to <80	80 to <85	85 to <90	90 to <95	95 to <100	100 to >105	Total Counts	85pct Speed	10MPH Pace	% in pace	# of Speeders	% Speeders
13/11/2021	00:00	0	0	0	3	2	0	0	0	0	0	0	0	0	0	0	0	0	0	0	5	32.5	25 to 35	100.0	2	40.0
13/11/2021	01:00	0	0	1	1	0	1	0	0	0	0	0	0	0	0	0	0	0	0	0	3	40	20 to 30	66.7	1	33.3
13/11/2021	02:00	0	0	0	0	0	0	0	0	0	0	0	0	0	0	0	0	0	0	0	0	0	*	*	*	*
13/11/2021	03:00	0	0	1	0	0	0	0	0	0	0	0	0	0	0	0	0	0	0	0	1	25	15 to 25	100.0	*	*
13/11/2021	04:00	0	0	0	0	0	0	0	0	0	0	0	0	0	0	0	0	0	0	0	0	0	*	*	*	*
13/11/2021	05:00	0	0	0	0	2	0	0	0	0	0	0	0	0	0	0	0	0	0	0	2	35	25 to 35	100.0	2	100.0
13/11/2021	06:00	0	0	0	0	1	1	0	0	0	0	0	0	0	0	0	0	0	0	0	2	40	30 to 40	100.0	2	100.0
13/11/2021	07:00	0	0	1	2	2	1	1	0	0	0	0	0	0	0	0	0	0	0	0	7	40	25 to 35	71.4	4	57.1
13/11/2021	08:00	0	0	1	4	3	0	0	0	0	0	0	0	0	0	0	0	0	0	0	8	33.3	25 to 35	100.0	3	37.5
13/11/2021	09:00	0	1	4	6	3	0	0	0	0	0	0	0	0	0	0	0	0	0	0	14	31.7	25 to 35	92.9	3	21.4
13/11/2021	10:00	0	2	8	10	3	1	0	0	0	0	0	0	0	0	0	0	0	0	0	24	30	25 to 35	87.5	4	16.7
13/11/2021	11:00	0	3	7	15	0	0	0	0	0	0	0	0	0	0	0	0	0	0	0	25	28.7	20 to 30	100.0	*	*
13/11/2021	12:00	0	1	9	20	6	3	0	0	0	0	0	0	0	0	0	0	0	0	0	39	32.5	25 to 35	89.7	9	23.1
13/11/2021	13:00	1	2	7	18	6	0	0	0	0	0	0	0	0	0	0	0	0	0	0	34	30.8	25 to 35	91.2	6	17.6
13/11/2021	14:00	1	3	9	15	7	1	1	0	0	0	0	0	0	0	0	0	0	0	0	37	32.1	25 to 35	83.8	9	24.3
13/11/2021	15:00	1	1	1	11	7	1	0	0	0	0	0	0	0	0	0	0	0	0	0	22	33.6	25 to 35	86.4	8	36.4
13/11/2021	16:00	0	2	7	19	5	0	0	0	0	0	0	0	0	0	0	0	0	0	0	33	30	25 to 35	93.9	5	15.2
13/11/2021	17:00	0	0	6	25	5	2	1	0	0	0	0	0	0	0	0	0	0	0	0	39	32	25 to 35	92.3	8	20.5
13/11/2021	18:00	1	1	7	12	9	1	0	0	0	0	0	0	0	0	0	0	0	0	0	31	32.8	25 to 35	90.3	10	32.3
13/11/2021	19:00	0	0	5	22	10	1	0	0	0	0	0	0	0	0	0	0	0	0	0	38	32.5	25 to 35	97.4	11	28.9
13/11/2021	20:00	0	1	5	13	10	1	1	0	0	0	0	0	0	0	0	0	0	0	0	31	33.5	25 to 35	90.3	12	38.7
13/11/2021	21:00	0	0	1	3	5	3	0	0	0	0	0	0	0	0	0	0	0	0	0	12	36.7	30 to 40	91.7	8	66.7
13/11/2021	22:00	0	0	4	6	5	2	0	0	0	0	0	0	0	0	0	0	0	0	0	17	34	25 to 35	88.2	7	41.2
13/11/2021	23:00	0	0	1	7	3	0	0	0	0	0	0	0	0	0	0	0	0	0	0	11	31.7	25 to 35	100.0	3	27.3
24 Hr Summary		4	17	85	212	94	19	4	0	0	0	0	0	0	0	0	0	0	0	0	435	32.8	25 to 35	89.9	117	26.9

Incoming Histogram

Hall Lane leaving the village

Outside number 6

from Tue-Oct-26-2021-10-00-PM to Thu-Jan-13-2022-02-59-PM

Date	Starting Hr:min	<15	15 to <20	20 to <25	25 to <30	30 to <35	35 to <40	40 to <45	45 to <50	50 to <55	55 to <60	60 to <65	65 to <70	70 to <75	75 to <80	80 to <85	85 to <90	90 to <95	95 to <100	100 to >105	Total Counts	85pct Speed	10MPH Pace	% in pace	# of Speeders	% Speeders
14/11/2021	00:00	0	0	0	4	1	2	0	0	0	0	0	0	0	0	0	0	0	0	0	7	37.5	30 to 40	100.0	3	42.9
14/11/2021	01:00	0	0	1	1	3	0	0	0	0	0	0	0	0	0	0	0	0	0	0	5	33.3	25 to 35	100.0	3	60.0
14/11/2021	02:00	0	0	0	0	1	1	1	0	0	0	0	0	0	0	0	0	0	0	0	3	45	35 to 45	100.0	3	100.0
14/11/2021	03:00	0	0	0	0	0	1	0	0	0	0	0	0	0	0	0	0	0	0	0	1	40	30 to 40	100.0	1	100.0
14/11/2021	04:00	0	0	0	0	0	0	0	0	0	0	0	0	0	0	0	0	0	0	0	0	0	*	*	*	*
14/11/2021	05:00	0	0	1	0	0	0	0	0	0	0	0	0	0	0	0	0	0	0	0	1	25	15 to 25	100.0	*	*
14/11/2021	06:00	0	0	0	1	1	1	0	0	0	0	0	0	0	0	0	0	0	0	0	3	40	30 to 40	100.0	2	66.7
14/11/2021	07:00	0	0	1	2	0	0	0	1	0	0	0	0	0	0	0	0	0	0	0	4	30	20 to 30	75.0	1	25.0
14/11/2021	08:00	0	1	0	3	1	3	0	0	0	0	0	0	0	0	0	0	0	0	0	8	38.3	30 to 40	87.5	4	50.0
14/11/2021	09:00	0	0	1	3	3	1	0	0	0	0	0	0	0	0	0	0	0	0	0	8	35	25 to 35	87.5	4	50.0
14/11/2021	10:00	0	0	1	5	5	1	0	0	0	0	0	0	0	0	0	0	0	0	0	12	34	25 to 35	91.7	6	50.0
14/11/2021	11:00	1	0	5	8	7	1	0	0	0	0	0	0	0	0	0	0	0	0	0	22	33.6	25 to 35	90.9	8	36.4
14/11/2021	12:00	0	1	3	14	7	4	0	0	0	0	0	0	0	0	0	0	0	0	0	29	35	30 to 40	86.2	11	37.9
14/11/2021	13:00	2	4	6	18	10	0	0	0	0	0	0	0	0	0	0	0	0	0	0	40	32	25 to 35	85.0	10	25.0
14/11/2021	14:00	0	1	4	19	9	1	0	0	0	0	0	0	0	0	0	0	0	0	0	34	32.8	25 to 35	94.1	10	29.4
14/11/2021	15:00	4	2	10	21	4	3	0	0	0	0	0	0	0	0	0	0	0	0	0	44	30	25 to 35	79.5	7	15.9
14/11/2021	16:00	1	1	5	9	11	3	1	0	0	0	0	0	0	0	0	0	0	0	0	31	34.5	25 to 35	80.6	15	48.4
14/11/2021	17:00	0	0	4	23	19	4	0	0	0	0	0	0	0	0	0	0	0	0	0	50	33.9	25 to 35	92.0	23	46.0
14/11/2021	18:00	0	0	2	13	7	2	1	0	0	0	0	0	0	0	0	0	0	0	0	25	34.3	25 to 35	88.0	10	40.0
14/11/2021	19:00	0	0	2	4	4	3	1	0	0	0	0	0	0	0	0	0	0	0	0	14	38.3	30 to 40	78.6	8	57.1
14/11/2021	20:00	0	0	0	2	6	4	1	0	0	0	0	0	0	0	0	0	0	0	0	13	38.8	30 to 40	92.3	11	84.6
14/11/2021	21:00	0	0	3	4	2	0	0	0	0	0	0	0	0	0	0	0	0	0	0	9	32.5	25 to 35	100.0	2	22.2
14/11/2021	22:00	0	0	0	3	2	1	1	0	0	0	0	0	0	0	0	0	0	0	0	7	40	30 to 40	85.7	4	57.1
14/11/2021	23:00	0	0	0	2	1	0	0	0	0	0	0	0	0	0	0	0	0	0	0	3	35	25 to 35	100.0	1	33.3
24 Hr Summary		8	10	49	159	104	36	6	1	0	0	0	0	0	0	0	0	0	0	0	373	34.4	25 to 35	83.6	147	39.4

Incoming Histogram

Hall Lane leaving the village

Outside number 6

from Tue-Oct-26-2021-10-00-PM to Thu-Jan-13-2022-02-59-PM

Date	Starting Hr:min	<15	15 to <20	20 to <25	25 to <30	30 to <35	35 to <40	40 to <45	45 to <50	50 to <55	55 to <60	60 to <65	65 to <70	70 to <75	75 to <80	80 to <85	85 to <90	90 to <95	95 to <100	100 to >105	Total Counts	85pct Speed	10MPH Pace	% in pace	# of Speeders	% Speeders
15/11/2021	00:00	0	0	0	0	1	0	1	0	0	0	0	0	0	0	0	0	0	0	0	2	45	35 to 45	100.0	2	100.0
15/11/2021	01:00	0	0	0	0	2	0	0	0	0	0	0	0	0	0	0	0	0	0	0	2	35	25 to 35	100.0	2	100.0
15/11/2021	02:00	0	0	0	0	0	2	0	0	0	0	0	0	0	0	0	0	0	0	0	2	40	30 to 40	100.0	2	100.0
15/11/2021	03:00	0	0	0	0	0	0	0	0	0	0	0	0	0	0	0	0	0	0	0	0	0	*	*	*	*
15/11/2021	04:00	0	0	0	0	0	1	0	0	0	0	0	0	0	0	0	0	0	0	0	1	40	30 to 40	100.0	1	100.0
15/11/2021	05:00	0	0	0	0	1	2	0	0	0	0	0	0	0	0	0	0	0	0	0	3	40	30 to 40	100.0	3	100.0
15/11/2021	06:00	0	0	0	2	1	0	2	0	0	0	0	0	0	0	0	0	0	0	0	5	42.5	25 to 35	60.0	3	60.0
15/11/2021	07:00	0	0	1	1	1	1	0	0	0	0	0	0	0	0	0	0	0	0	0	4	35	25 to 35	75.0	2	50.0
15/11/2021	08:00	0	0	4	9	6	2	1	0	0	0	0	0	0	0	0	0	0	0	0	22	35	25 to 35	86.4	9	40.9
15/11/2021	09:00	0	1	3	12	15	6	0	0	0	0	0	0	0	0	0	0	0	0	0	37	35	30 to 40	89.2	21	56.8
15/11/2021	10:00	2	3	5	16	6	1	0	0	0	0	0	0	0	0	0	0	0	0	0	33	31.7	25 to 35	81.8	7	21.2
15/11/2021	11:00	0	0	4	8	3	2	0	0	0	0	0	0	0	0	0	0	0	0	0	17	33.3	25 to 35	88.2	5	29.4
15/11/2021	12:00	2	2	5	10	5	1	0	0	0	0	0	0	0	0	0	0	0	0	0	25	32	25 to 35	80.0	6	24.0
15/11/2021	13:00	5	2	13	23	6	3	0	0	0	0	0	0	0	0	0	0	0	0	0	52	30.8	25 to 35	80.8	9	17.3
15/11/2021	14:00	1	5	4	13	5	2	0	0	0	0	0	0	0	0	0	0	0	0	0	30	33	20 to 30	73.3	7	23.3
15/11/2021	15:00	1	5	6	11	13	1	1	0	0	0	0	0	0	0	0	0	0	0	0	38	33.5	25 to 35	78.9	15	39.5
15/11/2021	16:00	4	0	9	20	17	2	0	0	0	0	0	0	0	0	0	0	0	0	0	52	33.2	25 to 35	88.5	19	36.5
15/11/2021	17:00	0	1	16	25	14	4	0	0	0	0	0	0	0	0	0	0	0	0	0	60	33.2	25 to 35	91.7	18	30.0
15/11/2021	18:00	0	2	4	17	17	4	0	0	0	0	0	0	0	0	0	0	0	0	0	44	34.1	25 to 35	86.4	21	47.7
15/11/2021	19:00	0	0	7	18	14	1	2	1	0	0	0	0	0	0	0	0	0	0	0	43	34.3	25 to 35	90.7	18	41.9
15/11/2021	20:00	0	1	2	6	7	1	0	0	0	0	0	0	0	0	0	0	0	0	0	17	33.6	25 to 35	88.2	8	47.1
15/11/2021	21:00	0	0	2	6	5	0	0	0	0	0	0	0	0	0	0	0	0	0	0	13	33	25 to 35	100.0	5	38.5
15/11/2021	22:00	0	0	0	6	3	3	1	0	0	0	0	0	0	0	0	0	0	0	0	13	38.3	30 to 40	92.3	7	53.8
15/11/2021	23:00	0	1	1	2	2	2	0	0	0	0	0	0	0	0	0	0	0	0	0	8	37.5	30 to 40	75.0	4	50.0
24 Hr Summary		15	23	86	205	144	41	8	1	0	0	0	0	0	0	0	0	0	0	0	523	34	25 to 35	83.2	194	37.1

Incoming Histogram
Hall Lane leaving the village
Outside number 6

from Tue-Oct-26-2021-10-00-PM to Thu-Jan-13-2022-02-59-PM

Date	Starting Hr:min	<15	15 to <20	20 to <25	25 to <30	30 to <35	35 to <40	40 to <45	45 to <50	50 to <55	55 to <60	60 to <65	65 to <70	70 to <75	75 to <80	80 to <85	85 to <90	90 to <95	95 to <100	100 to >105	Total Counts	85pct Speed	10MPH Pace	% in pace	# of Speeders	% Speeders		
16/11/2021	00:00	0	0	1	1	0	0	0	0	0	0	0	0	0	0	0	0	0	0	0	2	30	20 to 30	100.0	*	*		
16/11/2021	01:00	0	0	0	0	0	0	0	0	0	0	0	0	0	0	0	0	0	0	0	0	0	0	*	*	*	*	
16/11/2021	02:00	0	0	0	0	1	0	0	0	0	0	0	0	0	0	0	0	0	0	0	1	35	25 to 35	100.0	1	100.0		
16/11/2021	03:00	0	0	0	0	0	0	0	0	0	0	0	0	0	0	0	0	0	0	0	0	0	0	*	*	*	*	
16/11/2021	04:00	0	0	0	0	0	0	0	0	0	0	0	0	0	0	0	0	0	0	0	0	0	0	*	*	*	*	
16/11/2021	05:00	0	0	0	0	2	0	0	1	0	0	0	0	0	0	0	0	0	0	0	0	3	50	25 to 35	66.7	3	100.0	
16/11/2021	06:00	0	0	0	1	2	0	2	0	0	0	0	0	0	0	0	0	0	0	0	0	5	42.5	35 to 45	80.0	4	80.0	
16/11/2021	07:00	0	0	0	3	4	0	1	0	0	0	0	0	0	0	0	0	0	0	0	0	8	35	25 to 35	87.5	5	62.5	
16/11/2021	08:00	0	1	2	9	9	3	1	0	0	0	0	0	0	0	0	0	0	0	0	0	25	35	30 to 40	84.0	13	52.0	
16/11/2021	09:00	0	0	1	18	15	2	0	0	0	0	0	0	0	0	0	0	0	0	0	0	36	34	30 to 40	97.2	17	47.2	
16/11/2021	10:00	7	4	6	8	8	1	0	0	0	0	0	0	0	0	0	0	0	0	0	0	34	32.5	25 to 35	64.7	9	26.5	
16/11/2021	11:00	3	10	6	5	0	0	0	0	0	0	0	0	0	0	0	0	0	0	0	0	24	26	20 to 30	87.5	*	*	
16/11/2021	12:00	5	1	12	7	4	0	0	0	0	0	0	0	0	0	0	0	0	0	0	0	29	30	25 to 35	79.3	4	13.8	
16/11/2021	13:00	1	2	8	17	7	1	0	0	0	0	0	0	0	0	0	0	0	0	0	0	36	32.1	25 to 35	88.9	8	22.2	
16/11/2021	14:00	8	3	7	9	6	0	0	0	0	0	0	0	0	0	0	0	0	0	0	0	33	30.8	25 to 35	66.7	6	18.2	
16/11/2021	15:00	5	0	7	15	8	2	0	0	0	0	0	0	0	0	0	0	0	0	0	0	37	32.5	25 to 35	81.1	10	27.0	
16/11/2021	16:00	0	5	7	23	11	5	0	0	0	0	0	0	0	0	0	0	0	0	0	0	51	33.6	25 to 35	80.4	16	31.4	
16/11/2021	17:00	1	4	13	20	10	1	0	0	0	0	0	0	0	0	0	0	0	0	0	0	49	32	25 to 35	87.8	11	22.4	
16/11/2021	18:00	1	3	10	21	17	4	0	0	0	0	0	0	0	0	0	0	0	0	0	0	56	33.8	25 to 35	85.7	21	37.5	
16/11/2021	19:00	0	3	6	19	22	2	1	0	0	0	0	0	0	0	0	0	0	0	0	0	53	33.9	25 to 35	88.7	25	47.2	
16/11/2021	20:00	1	0	2	7	9	0	0	0	0	0	0	0	0	0	0	0	0	0	0	0	19	33.3	25 to 35	94.7	9	47.4	
16/11/2021	21:00	*	*	*	*	*	*	*	*	*	*	*	*	*	*	*	*	*	*	*	*	*	*	*	*	*	*	*
16/11/2021	22:00	*	*	*	*	*	*	*	*	*	*	*	*	*	*	*	*	*	*	*	*	*	*	*	*	*	*	*
16/11/2021	23:00	*	*	*	*	*	*	*	*	*	*	*	*	*	*	*	*	*	*	*	*	*	*	*	*	*	*	*
24 Hr Summary		32	36	88	183	135	21	5	1	0	0	0	0	0	0	0	0	0	0	0	0	501	33.2	25 to 35	81.0	162	32.3	

Incoming Histogram
Hall Lane leaving the village
Outside number 6
from Tue-Oct-26-2021-10-00-PM to Thu-Jan-13-2022-02-59-PM

Date	Starting Hr:min	<15	15 to <20	20 to <25	25 to <30	30 to <35	35 to <40	40 to <45	45 to <50	50 to <55	55 to <60	60 to <65	65 to <70	70 to <75	75 to <80	80 to <85	85 to <90	90 to <95	95 to <100	100 to >105	Total Counts	85pct Speed	10MPH Pace	% in pace	# of Speeders	% Speeders
17/11/2021	00:00	*	*	*	*	*	*	*	*	*	*	*	*	*	*	*	*	*	*	*	*	*	*	*	*	*
17/11/2021	01:00	*	*	*	*	*	*	*	*	*	*	*	*	*	*	*	*	*	*	*	*	*	*	*	*	*
17/11/2021	02:00	*	*	*	*	*	*	*	*	*	*	*	*	*	*	*	*	*	*	*	*	*	*	*	*	*
17/11/2021	03:00	*	*	*	*	*	*	*	*	*	*	*	*	*	*	*	*	*	*	*	*	*	*	*	*	*
17/11/2021	04:00	*	*	*	*	*	*	*	*	*	*	*	*	*	*	*	*	*	*	*	*	*	*	*	*	*
17/11/2021	05:00	*	*	*	*	*	*	*	*	*	*	*	*	*	*	*	*	*	*	*	*	*	*	*	*	*
17/11/2021	06:00	*	*	*	*	*	*	*	*	*	*	*	*	*	*	*	*	*	*	*	*	*	*	*	*	*
17/11/2021	07:00	*	*	*	*	*	*	*	*	*	*	*	*	*	*	*	*	*	*	*	*	*	*	*	*	*
17/11/2021	08:00	*	*	*	*	*	*	*	*	*	*	*	*	*	*	*	*	*	*	*	*	*	*	*	*	*
17/11/2021	09:00	*	*	*	*	*	*	*	*	*	*	*	*	*	*	*	*	*	*	*	*	*	*	*	*	*
17/11/2021	10:00	*	*	*	*	*	*	*	*	*	*	*	*	*	*	*	*	*	*	*	*	*	*	*	*	*
17/11/2021	11:00	*	*	*	*	*	*	*	*	*	*	*	*	*	*	*	*	*	*	*	*	*	*	*	*	*
17/11/2021	12:00	*	*	*	*	*	*	*	*	*	*	*	*	*	*	*	*	*	*	*	*	*	*	*	*	*
17/11/2021	13:00	*	*	*	*	*	*	*	*	*	*	*	*	*	*	*	*	*	*	*	*	*	*	*	*	*
17/11/2021	14:00	*	*	*	*	*	*	*	*	*	*	*	*	*	*	*	*	*	*	*	*	*	*	*	*	*
17/11/2021	15:00	*	*	*	*	*	*	*	*	*	*	*	*	*	*	*	*	*	*	*	*	*	*	*	*	*
17/11/2021	16:00	*	*	*	*	*	*	*	*	*	*	*	*	*	*	*	*	*	*	*	*	*	*	*	*	*
17/11/2021	17:00	*	*	*	*	*	*	*	*	*	*	*	*	*	*	*	*	*	*	*	*	*	*	*	*	*
17/11/2021	18:00	*	*	*	*	*	*	*	*	*	*	*	*	*	*	*	*	*	*	*	*	*	*	*	*	*
17/11/2021	19:00	*	*	*	*	*	*	*	*	*	*	*	*	*	*	*	*	*	*	*	*	*	*	*	*	*
17/11/2021	20:00	*	*	*	*	*	*	*	*	*	*	*	*	*	*	*	*	*	*	*	*	*	*	*	*	*
17/11/2021	21:00	*	*	*	*	*	*	*	*	*	*	*	*	*	*	*	*	*	*	*	*	*	*	*	*	*
17/11/2021	22:00	*	*	*	*	*	*	*	*	*	*	*	*	*	*	*	*	*	*	*	*	*	*	*	*	*
17/11/2021	23:00	*	*	*	*	*	*	*	*	*	*	*	*	*	*	*	*	*	*	*	*	*	*	*	*	*
24 Hr Summary		0	0	0	0	0	0	0	0	0	0	0	0	0	0	0	0	0	0	0	0	0	0	*	*	*

Incoming Histogram
Hall Lane leaving the village
Outside number 6
from Tue-Oct-26-2021-10-00-PM to Thu-Jan-13-2022-02-59-PM

Date	Starting Hr:min	<15	15 to <20	20 to <25	25 to <30	30 to <35	35 to <40	40 to <45	45 to <50	50 to <55	55 to <60	60 to <65	65 to <70	70 to <75	75 to <80	80 to <85	85 to <90	90 to <95	95 to <100	100 to >105	Total Counts	85pct Speed	10MPH Pace	% in pace	# of Speeders	% Speeders
18/11/2021	00:00	*	*	*	*	*	*	*	*	*	*	*	*	*	*	*	*	*	*	*	*	*	*	*	*	*
18/11/2021	01:00	*	*	*	*	*	*	*	*	*	*	*	*	*	*	*	*	*	*	*	*	*	*	*	*	*
18/11/2021	02:00	*	*	*	*	*	*	*	*	*	*	*	*	*	*	*	*	*	*	*	*	*	*	*	*	*
18/11/2021	03:00	*	*	*	*	*	*	*	*	*	*	*	*	*	*	*	*	*	*	*	*	*	*	*	*	*
18/11/2021	04:00	*	*	*	*	*	*	*	*	*	*	*	*	*	*	*	*	*	*	*	*	*	*	*	*	*
18/11/2021	05:00	*	*	*	*	*	*	*	*	*	*	*	*	*	*	*	*	*	*	*	*	*	*	*	*	*
18/11/2021	06:00	*	*	*	*	*	*	*	*	*	*	*	*	*	*	*	*	*	*	*	*	*	*	*	*	*
18/11/2021	07:00	*	*	*	*	*	*	*	*	*	*	*	*	*	*	*	*	*	*	*	*	*	*	*	*	*
18/11/2021	08:00	*	*	*	*	*	*	*	*	*	*	*	*	*	*	*	*	*	*	*	*	*	*	*	*	*
18/11/2021	09:00	*	*	*	*	*	*	*	*	*	*	*	*	*	*	*	*	*	*	*	*	*	*	*	*	*
18/11/2021	10:00	*	*	*	*	*	*	*	*	*	*	*	*	*	*	*	*	*	*	*	*	*	*	*	*	*
18/11/2021	11:00	*	*	*	*	*	*	*	*	*	*	*	*	*	*	*	*	*	*	*	*	*	*	*	*	*
18/11/2021	12:00	*	*	*	*	*	*	*	*	*	*	*	*	*	*	*	*	*	*	*	*	*	*	*	*	*
18/11/2021	13:00	*	*	*	*	*	*	*	*	*	*	*	*	*	*	*	*	*	*	*	*	*	*	*	*	*
18/11/2021	14:00	*	*	*	*	*	*	*	*	*	*	*	*	*	*	*	*	*	*	*	*	*	*	*	*	*
18/11/2021	15:00	*	*	*	*	*	*	*	*	*	*	*	*	*	*	*	*	*	*	*	*	*	*	*	*	*
18/11/2021	16:00	*	*	*	*	*	*	*	*	*	*	*	*	*	*	*	*	*	*	*	*	*	*	*	*	*
18/11/2021	17:00	*	*	*	*	*	*	*	*	*	*	*	*	*	*	*	*	*	*	*	*	*	*	*	*	*
18/11/2021	18:00	*	*	*	*	*	*	*	*	*	*	*	*	*	*	*	*	*	*	*	*	*	*	*	*	*
18/11/2021	19:00	*	*	*	*	*	*	*	*	*	*	*	*	*	*	*	*	*	*	*	*	*	*	*	*	*
18/11/2021	20:00	*	*	*	*	*	*	*	*	*	*	*	*	*	*	*	*	*	*	*	*	*	*	*	*	*
18/11/2021	21:00	*	*	*	*	*	*	*	*	*	*	*	*	*	*	*	*	*	*	*	*	*	*	*	*	*
18/11/2021	22:00	*	*	*	*	*	*	*	*	*	*	*	*	*	*	*	*	*	*	*	*	*	*	*	*	*
18/11/2021	23:00	*	*	*	*	*	*	*	*	*	*	*	*	*	*	*	*	*	*	*	*	*	*	*	*	*
24 Hr Summary		0	0	0	0	0	0	0	0	0	0	0	0	0	0	0	0	0	0	0	0	0	0	*	*	*

Incoming Histogram
Hall Lane leaving the village
Outside number 6
from Tue-Oct-26-2021-10-00-PM to Thu-Jan-13-2022-02-59-PM

Date	Starting Hr:min	<15	15 to <20	20 to <25	25 to <30	30 to <35	35 to <40	40 to <45	45 to <50	50 to <55	55 to <60	60 to <65	65 to <70	70 to <75	75 to <80	80 to <85	85 to <90	90 to <95	95 to <100	100 to >105	Total Counts	85pct Speed	10MPH Pace	% in pace	# of Speeders	% Speeders
19/11/2021	00:00	*	*	*	*	*	*	*	*	*	*	*	*	*	*	*	*	*	*	*	*	*	*	*	*	*
19/11/2021	01:00	*	*	*	*	*	*	*	*	*	*	*	*	*	*	*	*	*	*	*	*	*	*	*	*	*
19/11/2021	02:00	*	*	*	*	*	*	*	*	*	*	*	*	*	*	*	*	*	*	*	*	*	*	*	*	*
19/11/2021	03:00	*	*	*	*	*	*	*	*	*	*	*	*	*	*	*	*	*	*	*	*	*	*	*	*	*
19/11/2021	04:00	*	*	*	*	*	*	*	*	*	*	*	*	*	*	*	*	*	*	*	*	*	*	*	*	*
19/11/2021	05:00	*	*	*	*	*	*	*	*	*	*	*	*	*	*	*	*	*	*	*	*	*	*	*	*	*
19/11/2021	06:00	*	*	*	*	*	*	*	*	*	*	*	*	*	*	*	*	*	*	*	*	*	*	*	*	*
19/11/2021	07:00	*	*	*	*	*	*	*	*	*	*	*	*	*	*	*	*	*	*	*	*	*	*	*	*	*
19/11/2021	08:00	*	*	*	*	*	*	*	*	*	*	*	*	*	*	*	*	*	*	*	*	*	*	*	*	*
19/11/2021	09:00	*	*	*	*	*	*	*	*	*	*	*	*	*	*	*	*	*	*	*	*	*	*	*	*	*
19/11/2021	10:00	*	*	*	*	*	*	*	*	*	*	*	*	*	*	*	*	*	*	*	*	*	*	*	*	*
19/11/2021	11:00	*	*	*	*	*	*	*	*	*	*	*	*	*	*	*	*	*	*	*	*	*	*	*	*	*
19/11/2021	12:00	*	*	*	*	*	*	*	*	*	*	*	*	*	*	*	*	*	*	*	*	*	*	*	*	*
19/11/2021	13:00	*	*	*	*	*	*	*	*	*	*	*	*	*	*	*	*	*	*	*	*	*	*	*	*	*
19/11/2021	14:00	*	*	*	*	*	*	*	*	*	*	*	*	*	*	*	*	*	*	*	*	*	*	*	*	*
19/11/2021	15:00	*	*	*	*	*	*	*	*	*	*	*	*	*	*	*	*	*	*	*	*	*	*	*	*	*
19/11/2021	16:00	*	*	*	*	*	*	*	*	*	*	*	*	*	*	*	*	*	*	*	*	*	*	*	*	*
19/11/2021	17:00	*	*	*	*	*	*	*	*	*	*	*	*	*	*	*	*	*	*	*	*	*	*	*	*	*
19/11/2021	18:00	*	*	*	*	*	*	*	*	*	*	*	*	*	*	*	*	*	*	*	*	*	*	*	*	*
19/11/2021	19:00	*	*	*	*	*	*	*	*	*	*	*	*	*	*	*	*	*	*	*	*	*	*	*	*	*
19/11/2021	20:00	*	*	*	*	*	*	*	*	*	*	*	*	*	*	*	*	*	*	*	*	*	*	*	*	*
19/11/2021	21:00	*	*	*	*	*	*	*	*	*	*	*	*	*	*	*	*	*	*	*	*	*	*	*	*	*
19/11/2021	22:00	*	*	*	*	*	*	*	*	*	*	*	*	*	*	*	*	*	*	*	*	*	*	*	*	*
19/11/2021	23:00	*	*	*	*	*	*	*	*	*	*	*	*	*	*	*	*	*	*	*	*	*	*	*	*	*
24 Hr Summary		0	0	0	0	0	0	0	0	0	0	0	0	0	0	0	0	0	0	0	0	0	0	*	*	*

Incoming Histogram
Hall Lane leaving the village
Outside number 6
from Tue-Oct-26-2021-10-00-PM to Thu-Jan-13-2022-02-59-PM

Date	Starting Hr:min	<15	15 to <20	20 to <25	25 to <30	30 to <35	35 to <40	40 to <45	45 to <50	50 to <55	55 to <60	60 to <65	65 to <70	70 to <75	75 to <80	80 to <85	85 to <90	90 to <95	95 to <100	100 to >105	Total Counts	85pct Speed	10MPH Pace	% in pace	# of Speeders	% Speeders
20/11/2021	00:00	*	*	*	*	*	*	*	*	*	*	*	*	*	*	*	*	*	*	*	*	*	*	*	*	*
20/11/2021	01:00	*	*	*	*	*	*	*	*	*	*	*	*	*	*	*	*	*	*	*	*	*	*	*	*	*
20/11/2021	02:00	*	*	*	*	*	*	*	*	*	*	*	*	*	*	*	*	*	*	*	*	*	*	*	*	*
20/11/2021	03:00	*	*	*	*	*	*	*	*	*	*	*	*	*	*	*	*	*	*	*	*	*	*	*	*	*
20/11/2021	04:00	*	*	*	*	*	*	*	*	*	*	*	*	*	*	*	*	*	*	*	*	*	*	*	*	*
20/11/2021	05:00	*	*	*	*	*	*	*	*	*	*	*	*	*	*	*	*	*	*	*	*	*	*	*	*	*
20/11/2021	06:00	*	*	*	*	*	*	*	*	*	*	*	*	*	*	*	*	*	*	*	*	*	*	*	*	*
20/11/2021	07:00	*	*	*	*	*	*	*	*	*	*	*	*	*	*	*	*	*	*	*	*	*	*	*	*	*
20/11/2021	08:00	*	*	*	*	*	*	*	*	*	*	*	*	*	*	*	*	*	*	*	*	*	*	*	*	*
20/11/2021	09:00	*	*	*	*	*	*	*	*	*	*	*	*	*	*	*	*	*	*	*	*	*	*	*	*	*
20/11/2021	10:00	*	*	*	*	*	*	*	*	*	*	*	*	*	*	*	*	*	*	*	*	*	*	*	*	*
20/11/2021	11:00	*	*	*	*	*	*	*	*	*	*	*	*	*	*	*	*	*	*	*	*	*	*	*	*	*
20/11/2021	12:00	*	*	*	*	*	*	*	*	*	*	*	*	*	*	*	*	*	*	*	*	*	*	*	*	*
20/11/2021	13:00	*	*	*	*	*	*	*	*	*	*	*	*	*	*	*	*	*	*	*	*	*	*	*	*	*
20/11/2021	14:00	*	*	*	*	*	*	*	*	*	*	*	*	*	*	*	*	*	*	*	*	*	*	*	*	*
20/11/2021	15:00	*	*	*	*	*	*	*	*	*	*	*	*	*	*	*	*	*	*	*	*	*	*	*	*	*
20/11/2021	16:00	*	*	*	*	*	*	*	*	*	*	*	*	*	*	*	*	*	*	*	*	*	*	*	*	*
20/11/2021	17:00	*	*	*	*	*	*	*	*	*	*	*	*	*	*	*	*	*	*	*	*	*	*	*	*	*
20/11/2021	18:00	*	*	*	*	*	*	*	*	*	*	*	*	*	*	*	*	*	*	*	*	*	*	*	*	*
20/11/2021	19:00	*	*	*	*	*	*	*	*	*	*	*	*	*	*	*	*	*	*	*	*	*	*	*	*	*
20/11/2021	20:00	*	*	*	*	*	*	*	*	*	*	*	*	*	*	*	*	*	*	*	*	*	*	*	*	*
20/11/2021	21:00	*	*	*	*	*	*	*	*	*	*	*	*	*	*	*	*	*	*	*	*	*	*	*	*	*
20/11/2021	22:00	*	*	*	*	*	*	*	*	*	*	*	*	*	*	*	*	*	*	*	*	*	*	*	*	*
20/11/2021	23:00	*	*	*	*	*	*	*	*	*	*	*	*	*	*	*	*	*	*	*	*	*	*	*	*	*
24 Hr Summary		0	0	0	0	0	0	0	0	0	0	0	0	0	0	0	0	0	0	0	0	0	0	*	*	*

Incoming Histogram
Hall Lane leaving the village
Outside number 6

from Tue-Oct-26-2021-10-00-PM to Thu-Jan-13-2022-02-59-PM

Date	Starting Hr:min	<15	15 to <20	20 to <25	25 to <30	30 to <35	35 to <40	40 to <45	45 to <50	50 to <55	55 to <60	60 to <65	65 to <70	70 to <75	75 to <80	80 to <85	85 to <90	90 to <95	95 to <100	100 to >105	Total Counts	85pct Speed	10MPH Pace	% in pace	# of Speeders	% Speeders
21/11/2021	00:00	*	*	*	*	*	*	*	*	*	*	*	*	*	*	*	*	*	*	*	*	*	*	*	*	*
21/11/2021	01:00	*	*	*	*	*	*	*	*	*	*	*	*	*	*	*	*	*	*	*	*	*	*	*	*	*
21/11/2021	02:00	*	*	*	*	*	*	*	*	*	*	*	*	*	*	*	*	*	*	*	*	*	*	*	*	*
21/11/2021	03:00	*	*	*	*	*	*	*	*	*	*	*	*	*	*	*	*	*	*	*	*	*	*	*	*	*
21/11/2021	04:00	*	*	*	*	*	*	*	*	*	*	*	*	*	*	*	*	*	*	*	*	*	*	*	*	*
21/11/2021	05:00	*	*	*	*	*	*	*	*	*	*	*	*	*	*	*	*	*	*	*	*	*	*	*	*	*
21/11/2021	06:00	*	*	*	*	*	*	*	*	*	*	*	*	*	*	*	*	*	*	*	*	*	*	*	*	*
21/11/2021	07:00	*	*	*	*	*	*	*	*	*	*	*	*	*	*	*	*	*	*	*	*	*	*	*	*	*
21/11/2021	08:00	*	*	*	*	*	*	*	*	*	*	*	*	*	*	*	*	*	*	*	*	*	*	*	*	*
21/11/2021	09:00	*	*	*	*	*	*	*	*	*	*	*	*	*	*	*	*	*	*	*	*	*	*	*	*	*
21/11/2021	10:00	*	*	*	*	*	*	*	*	*	*	*	*	*	*	*	*	*	*	*	*	*	*	*	*	*
21/11/2021	11:00	*	*	*	*	*	*	*	*	*	*	*	*	*	*	*	*	*	*	*	*	*	*	*	*	*
21/11/2021	12:00	*	*	*	*	*	*	*	*	*	*	*	*	*	*	*	*	*	*	*	*	*	*	*	*	*
21/11/2021	13:00	*	*	*	*	*	*	*	*	*	*	*	*	*	*	*	*	*	*	*	*	*	*	*	*	*
21/11/2021	14:00	*	*	*	*	*	*	*	*	*	*	*	*	*	*	*	*	*	*	*	*	*	*	*	*	*
21/11/2021	15:00	*	*	*	*	*	*	*	*	*	*	*	*	*	*	*	*	*	*	*	*	*	*	*	*	*
21/11/2021	16:00	*	*	*	*	*	*	*	*	*	*	*	*	*	*	*	*	*	*	*	*	*	*	*	*	*
21/11/2021	17:00	*	*	*	*	*	*	*	*	*	*	*	*	*	*	*	*	*	*	*	*	*	*	*	*	*
21/11/2021	18:00	*	*	*	*	*	*	*	*	*	*	*	*	*	*	*	*	*	*	*	*	*	*	*	*	*
21/11/2021	19:00	*	*	*	*	*	*	*	*	*	*	*	*	*	*	*	*	*	*	*	*	*	*	*	*	*
21/11/2021	20:00	*	*	*	*	*	*	*	*	*	*	*	*	*	*	*	*	*	*	*	*	*	*	*	*	*
21/11/2021	21:00	*	*	*	*	*	*	*	*	*	*	*	*	*	*	*	*	*	*	*	*	*	*	*	*	*
21/11/2021	22:00	*	*	*	*	*	*	*	*	*	*	*	*	*	*	*	*	*	*	*	*	*	*	*	*	*
21/11/2021	23:00	*	*	*	*	*	*	*	*	*	*	*	*	*	*	*	*	*	*	*	*	*	*	*	*	*
24 Hr Summary		0	0	0	0	0	0	0	0	0	0	0	0	0	0	0	0	0	0	0	0	0	0	*	*	*

Incoming Histogram
Hall Lane leaving the village
Outside number 6
from Tue-Oct-26-2021-10-00-PM to Thu-Jan-13-2022-02-59-PM

Date	Starting Hr:min	<15	15 to <20	20 to <25	25 to <30	30 to <35	35 to <40	40 to <45	45 to <50	50 to <55	55 to <60	60 to <65	65 to <70	70 to <75	75 to <80	80 to <85	85 to <90	90 to <95	95 to <100	100 to >105	Total Counts	85pct Speed	10MPH Pace	% in pace	# of Speeders	% Speeders
22/11/2021	00:00	*	*	*	*	*	*	*	*	*	*	*	*	*	*	*	*	*	*	*	*	*	*	*	*	*
22/11/2021	01:00	*	*	*	*	*	*	*	*	*	*	*	*	*	*	*	*	*	*	*	*	*	*	*	*	*
22/11/2021	02:00	*	*	*	*	*	*	*	*	*	*	*	*	*	*	*	*	*	*	*	*	*	*	*	*	*
22/11/2021	03:00	*	*	*	*	*	*	*	*	*	*	*	*	*	*	*	*	*	*	*	*	*	*	*	*	*
22/11/2021	04:00	*	*	*	*	*	*	*	*	*	*	*	*	*	*	*	*	*	*	*	*	*	*	*	*	*
22/11/2021	05:00	*	*	*	*	*	*	*	*	*	*	*	*	*	*	*	*	*	*	*	*	*	*	*	*	*
22/11/2021	06:00	*	*	*	*	*	*	*	*	*	*	*	*	*	*	*	*	*	*	*	*	*	*	*	*	*
22/11/2021	07:00	*	*	*	*	*	*	*	*	*	*	*	*	*	*	*	*	*	*	*	*	*	*	*	*	*
22/11/2021	08:00	*	*	*	*	*	*	*	*	*	*	*	*	*	*	*	*	*	*	*	*	*	*	*	*	*
22/11/2021	09:00	*	*	*	*	*	*	*	*	*	*	*	*	*	*	*	*	*	*	*	*	*	*	*	*	*
22/11/2021	10:00	*	*	*	*	*	*	*	*	*	*	*	*	*	*	*	*	*	*	*	*	*	*	*	*	*
22/11/2021	11:00	*	*	*	*	*	*	*	*	*	*	*	*	*	*	*	*	*	*	*	*	*	*	*	*	*
22/11/2021	12:00	*	*	*	*	*	*	*	*	*	*	*	*	*	*	*	*	*	*	*	*	*	*	*	*	*
22/11/2021	13:00	*	*	*	*	*	*	*	*	*	*	*	*	*	*	*	*	*	*	*	*	*	*	*	*	*
22/11/2021	14:00	*	*	*	*	*	*	*	*	*	*	*	*	*	*	*	*	*	*	*	*	*	*	*	*	*
22/11/2021	15:00	*	*	*	*	*	*	*	*	*	*	*	*	*	*	*	*	*	*	*	*	*	*	*	*	*
22/11/2021	16:00	*	*	*	*	*	*	*	*	*	*	*	*	*	*	*	*	*	*	*	*	*	*	*	*	*
22/11/2021	17:00	*	*	*	*	*	*	*	*	*	*	*	*	*	*	*	*	*	*	*	*	*	*	*	*	*
22/11/2021	18:00	*	*	*	*	*	*	*	*	*	*	*	*	*	*	*	*	*	*	*	*	*	*	*	*	*
22/11/2021	19:00	*	*	*	*	*	*	*	*	*	*	*	*	*	*	*	*	*	*	*	*	*	*	*	*	*
22/11/2021	20:00	*	*	*	*	*	*	*	*	*	*	*	*	*	*	*	*	*	*	*	*	*	*	*	*	*
22/11/2021	21:00	*	*	*	*	*	*	*	*	*	*	*	*	*	*	*	*	*	*	*	*	*	*	*	*	*
22/11/2021	22:00	*	*	*	*	*	*	*	*	*	*	*	*	*	*	*	*	*	*	*	*	*	*	*	*	*
22/11/2021	23:00	*	*	*	*	*	*	*	*	*	*	*	*	*	*	*	*	*	*	*	*	*	*	*	*	*
24 Hr Summary		0	0	0	0	0	0	0	0	0	0	0	0	0	0	0	0	0	0	0	0	0	0	*	*	*

Incoming Histogram
Hall Lane leaving the village
Outside number 6
from Tue-Oct-26-2021-10-00-PM to Thu-Jan-13-2022-02-59-PM

Date	Starting Hr:min	<15	15 to <20	20 to <25	25 to <30	30 to <35	35 to <40	40 to <45	45 to <50	50 to <55	55 to <60	60 to <65	65 to <70	70 to <75	75 to <80	80 to <85	85 to <90	90 to <95	95 to <100	100 to >105	Total Counts	85pct Speed	10MPH Pace	% in pace	# of Speeders	% Speeders
23/11/2021	00:00	*	*	*	*	*	*	*	*	*	*	*	*	*	*	*	*	*	*	*	*	*	*	*	*	*
23/11/2021	01:00	*	*	*	*	*	*	*	*	*	*	*	*	*	*	*	*	*	*	*	*	*	*	*	*	*
23/11/2021	02:00	*	*	*	*	*	*	*	*	*	*	*	*	*	*	*	*	*	*	*	*	*	*	*	*	*
23/11/2021	03:00	*	*	*	*	*	*	*	*	*	*	*	*	*	*	*	*	*	*	*	*	*	*	*	*	*
23/11/2021	04:00	*	*	*	*	*	*	*	*	*	*	*	*	*	*	*	*	*	*	*	*	*	*	*	*	*
23/11/2021	05:00	*	*	*	*	*	*	*	*	*	*	*	*	*	*	*	*	*	*	*	*	*	*	*	*	*
23/11/2021	06:00	*	*	*	*	*	*	*	*	*	*	*	*	*	*	*	*	*	*	*	*	*	*	*	*	*
23/11/2021	07:00	*	*	*	*	*	*	*	*	*	*	*	*	*	*	*	*	*	*	*	*	*	*	*	*	*
23/11/2021	08:00	*	*	*	*	*	*	*	*	*	*	*	*	*	*	*	*	*	*	*	*	*	*	*	*	*
23/11/2021	09:00	*	*	*	*	*	*	*	*	*	*	*	*	*	*	*	*	*	*	*	*	*	*	*	*	*
23/11/2021	10:00	*	*	*	*	*	*	*	*	*	*	*	*	*	*	*	*	*	*	*	*	*	*	*	*	*
23/11/2021	11:00	*	*	*	*	*	*	*	*	*	*	*	*	*	*	*	*	*	*	*	*	*	*	*	*	*
23/11/2021	12:00	*	*	*	*	*	*	*	*	*	*	*	*	*	*	*	*	*	*	*	*	*	*	*	*	*
23/11/2021	13:00	*	*	*	*	*	*	*	*	*	*	*	*	*	*	*	*	*	*	*	*	*	*	*	*	*
23/11/2021	14:00	*	*	*	*	*	*	*	*	*	*	*	*	*	*	*	*	*	*	*	*	*	*	*	*	*
23/11/2021	15:00	*	*	*	*	*	*	*	*	*	*	*	*	*	*	*	*	*	*	*	*	*	*	*	*	*
23/11/2021	16:00	*	*	*	*	*	*	*	*	*	*	*	*	*	*	*	*	*	*	*	*	*	*	*	*	*
23/11/2021	17:00	*	*	*	*	*	*	*	*	*	*	*	*	*	*	*	*	*	*	*	*	*	*	*	*	*
23/11/2021	18:00	*	*	*	*	*	*	*	*	*	*	*	*	*	*	*	*	*	*	*	*	*	*	*	*	*
23/11/2021	19:00	*	*	*	*	*	*	*	*	*	*	*	*	*	*	*	*	*	*	*	*	*	*	*	*	*
23/11/2021	20:00	*	*	*	*	*	*	*	*	*	*	*	*	*	*	*	*	*	*	*	*	*	*	*	*	*
23/11/2021	21:00	*	*	*	*	*	*	*	*	*	*	*	*	*	*	*	*	*	*	*	*	*	*	*	*	*
23/11/2021	22:00	*	*	*	*	*	*	*	*	*	*	*	*	*	*	*	*	*	*	*	*	*	*	*	*	*
23/11/2021	23:00	*	*	*	*	*	*	*	*	*	*	*	*	*	*	*	*	*	*	*	*	*	*	*	*	*
24 Hr Summary		0	0	0	0	0	0	0	0	0	0	0	0	0	0	0	0	0	0	0	0	0	0	*	*	*

Incoming Histogram
Hall Lane leaving the village
Outside number 6

from Tue-Oct-26-2021-10-00-PM to Thu-Jan-13-2022-02-59-PM

Date	Starting Hr:min	<15	15 to <20	20 to <25	25 to <30	30 to <35	35 to <40	40 to <45	45 to <50	50 to <55	55 to <60	60 to <65	65 to <70	70 to <75	75 to <80	80 to <85	85 to <90	90 to <95	95 to <100	100 to >105	Total Counts	85pct Speed	10MPH Pace	% in pace	# of Speeders	% Speeders
24/11/2021	00:00	*	*	*	*	*	*	*	*	*	*	*	*	*	*	*	*	*	*	*	*	*	*	*	*	*
24/11/2021	01:00	*	*	*	*	*	*	*	*	*	*	*	*	*	*	*	*	*	*	*	*	*	*	*	*	*
24/11/2021	02:00	*	*	*	*	*	*	*	*	*	*	*	*	*	*	*	*	*	*	*	*	*	*	*	*	*
24/11/2021	03:00	*	*	*	*	*	*	*	*	*	*	*	*	*	*	*	*	*	*	*	*	*	*	*	*	*
24/11/2021	04:00	*	*	*	*	*	*	*	*	*	*	*	*	*	*	*	*	*	*	*	*	*	*	*	*	*
24/11/2021	05:00	*	*	*	*	*	*	*	*	*	*	*	*	*	*	*	*	*	*	*	*	*	*	*	*	*
24/11/2021	06:00	*	*	*	*	*	*	*	*	*	*	*	*	*	*	*	*	*	*	*	*	*	*	*	*	*
24/11/2021	07:00	*	*	*	*	*	*	*	*	*	*	*	*	*	*	*	*	*	*	*	*	*	*	*	*	*
24/11/2021	08:00	*	*	*	*	*	*	*	*	*	*	*	*	*	*	*	*	*	*	*	*	*	*	*	*	*
24/11/2021	09:00	*	*	*	*	*	*	*	*	*	*	*	*	*	*	*	*	*	*	*	*	*	*	*	*	*
24/11/2021	10:00	*	*	*	*	*	*	*	*	*	*	*	*	*	*	*	*	*	*	*	*	*	*	*	*	*
24/11/2021	11:00	*	*	*	*	*	*	*	*	*	*	*	*	*	*	*	*	*	*	*	*	*	*	*	*	*
24/11/2021	12:00	*	*	*	*	*	*	*	*	*	*	*	*	*	*	*	*	*	*	*	*	*	*	*	*	*
24/11/2021	13:00	*	*	*	*	*	*	*	*	*	*	*	*	*	*	*	*	*	*	*	*	*	*	*	*	*
24/11/2021	14:00	*	*	*	*	*	*	*	*	*	*	*	*	*	*	*	*	*	*	*	*	*	*	*	*	*
24/11/2021	15:00	*	*	*	*	*	*	*	*	*	*	*	*	*	*	*	*	*	*	*	*	*	*	*	*	*
24/11/2021	16:00	*	*	*	*	*	*	*	*	*	*	*	*	*	*	*	*	*	*	*	*	*	*	*	*	*
24/11/2021	17:00	*	*	*	*	*	*	*	*	*	*	*	*	*	*	*	*	*	*	*	*	*	*	*	*	*
24/11/2021	18:00	*	*	*	*	*	*	*	*	*	*	*	*	*	*	*	*	*	*	*	*	*	*	*	*	*
24/11/2021	19:00	*	*	*	*	*	*	*	*	*	*	*	*	*	*	*	*	*	*	*	*	*	*	*	*	*
24/11/2021	20:00	*	*	*	*	*	*	*	*	*	*	*	*	*	*	*	*	*	*	*	*	*	*	*	*	*
24/11/2021	21:00	*	*	*	*	*	*	*	*	*	*	*	*	*	*	*	*	*	*	*	*	*	*	*	*	*
24/11/2021	22:00	*	*	*	*	*	*	*	*	*	*	*	*	*	*	*	*	*	*	*	*	*	*	*	*	*
24/11/2021	23:00	*	*	*	*	*	*	*	*	*	*	*	*	*	*	*	*	*	*	*	*	*	*	*	*	*
24 Hr Summary		0	0	0	0	0	0	0	0	0	0	0	0	0	0	0	0	0	0	0	0	0	0	*	*	*

Incoming Histogram
Hall Lane leaving the village
Outside number 6

from Tue-Oct-26-2021-10-00-PM to Thu-Jan-13-2022-02-59-PM

Date	Starting Hr:min	<15	15 to <20	20 to <25	25 to <30	30 to <35	35 to <40	40 to <45	45 to <50	50 to <55	55 to <60	60 to <65	65 to <70	70 to <75	75 to <80	80 to <85	85 to <90	90 to <95	95 to <100	100 to >105	Total Counts	85pct Speed	10MPH Pace	% in pace	# of Speeders	% Speeders
25/11/2021	00:00	*	*	*	*	*	*	*	*	*	*	*	*	*	*	*	*	*	*	*	*	*	*	*	*	*
25/11/2021	01:00	*	*	*	*	*	*	*	*	*	*	*	*	*	*	*	*	*	*	*	*	*	*	*	*	*
25/11/2021	02:00	*	*	*	*	*	*	*	*	*	*	*	*	*	*	*	*	*	*	*	*	*	*	*	*	*
25/11/2021	03:00	*	*	*	*	*	*	*	*	*	*	*	*	*	*	*	*	*	*	*	*	*	*	*	*	*
25/11/2021	04:00	*	*	*	*	*	*	*	*	*	*	*	*	*	*	*	*	*	*	*	*	*	*	*	*	*
25/11/2021	05:00	*	*	*	*	*	*	*	*	*	*	*	*	*	*	*	*	*	*	*	*	*	*	*	*	*
25/11/2021	06:00	*	*	*	*	*	*	*	*	*	*	*	*	*	*	*	*	*	*	*	*	*	*	*	*	*
25/11/2021	07:00	*	*	*	*	*	*	*	*	*	*	*	*	*	*	*	*	*	*	*	*	*	*	*	*	*
25/11/2021	08:00	*	*	*	*	*	*	*	*	*	*	*	*	*	*	*	*	*	*	*	*	*	*	*	*	*
25/11/2021	09:00	*	*	*	*	*	*	*	*	*	*	*	*	*	*	*	*	*	*	*	*	*	*	*	*	*
25/11/2021	10:00	*	*	*	*	*	*	*	*	*	*	*	*	*	*	*	*	*	*	*	*	*	*	*	*	*
25/11/2021	11:00	*	*	*	*	*	*	*	*	*	*	*	*	*	*	*	*	*	*	*	*	*	*	*	*	*
25/11/2021	12:00	*	*	*	*	*	*	*	*	*	*	*	*	*	*	*	*	*	*	*	*	*	*	*	*	*
25/11/2021	13:00	*	*	*	*	*	*	*	*	*	*	*	*	*	*	*	*	*	*	*	*	*	*	*	*	*
25/11/2021	14:00	*	*	*	*	*	*	*	*	*	*	*	*	*	*	*	*	*	*	*	*	*	*	*	*	*
25/11/2021	15:00	*	*	*	*	*	*	*	*	*	*	*	*	*	*	*	*	*	*	*	*	*	*	*	*	*
25/11/2021	16:00	*	*	*	*	*	*	*	*	*	*	*	*	*	*	*	*	*	*	*	*	*	*	*	*	*
25/11/2021	17:00	*	*	*	*	*	*	*	*	*	*	*	*	*	*	*	*	*	*	*	*	*	*	*	*	*
25/11/2021	18:00	*	*	*	*	*	*	*	*	*	*	*	*	*	*	*	*	*	*	*	*	*	*	*	*	*
25/11/2021	19:00	*	*	*	*	*	*	*	*	*	*	*	*	*	*	*	*	*	*	*	*	*	*	*	*	*
25/11/2021	20:00	*	*	*	*	*	*	*	*	*	*	*	*	*	*	*	*	*	*	*	*	*	*	*	*	*
25/11/2021	21:00	*	*	*	*	*	*	*	*	*	*	*	*	*	*	*	*	*	*	*	*	*	*	*	*	*
25/11/2021	22:00	*	*	*	*	*	*	*	*	*	*	*	*	*	*	*	*	*	*	*	*	*	*	*	*	*
25/11/2021	23:00	*	*	*	*	*	*	*	*	*	*	*	*	*	*	*	*	*	*	*	*	*	*	*	*	*
24 Hr Summary		0	0	0	0	0	0	0	0	0	0	0	0	0	0	0	0	0	0	0	0	0	0	*	*	*

Incoming Histogram
Hall Lane leaving the village
Outside number 6
from Tue-Oct-26-2021-10-00-PM to Thu-Jan-13-2022-02-59-PM

Date	Starting Hr:min	<15	15 to <20	20 to <25	25 to <30	30 to <35	35 to <40	40 to <45	45 to <50	50 to <55	55 to <60	60 to <65	65 to <70	70 to <75	75 to <80	80 to <85	85 to <90	90 to <95	95 to <100	100 to >105	Total Counts	85pct Speed	10MPH Pace	% in pace	# of Speeders	% Speeders
26/11/2021	00:00	*	*	*	*	*	*	*	*	*	*	*	*	*	*	*	*	*	*	*	*	*	*	*	*	*
26/11/2021	01:00	*	*	*	*	*	*	*	*	*	*	*	*	*	*	*	*	*	*	*	*	*	*	*	*	*
26/11/2021	02:00	*	*	*	*	*	*	*	*	*	*	*	*	*	*	*	*	*	*	*	*	*	*	*	*	*
26/11/2021	03:00	*	*	*	*	*	*	*	*	*	*	*	*	*	*	*	*	*	*	*	*	*	*	*	*	*
26/11/2021	04:00	*	*	*	*	*	*	*	*	*	*	*	*	*	*	*	*	*	*	*	*	*	*	*	*	*
26/11/2021	05:00	*	*	*	*	*	*	*	*	*	*	*	*	*	*	*	*	*	*	*	*	*	*	*	*	*
26/11/2021	06:00	*	*	*	*	*	*	*	*	*	*	*	*	*	*	*	*	*	*	*	*	*	*	*	*	*
26/11/2021	07:00	*	*	*	*	*	*	*	*	*	*	*	*	*	*	*	*	*	*	*	*	*	*	*	*	*
26/11/2021	08:00	*	*	*	*	*	*	*	*	*	*	*	*	*	*	*	*	*	*	*	*	*	*	*	*	*
26/11/2021	09:00	*	*	*	*	*	*	*	*	*	*	*	*	*	*	*	*	*	*	*	*	*	*	*	*	*
26/11/2021	10:00	*	*	*	*	*	*	*	*	*	*	*	*	*	*	*	*	*	*	*	*	*	*	*	*	*
26/11/2021	11:00	*	*	*	*	*	*	*	*	*	*	*	*	*	*	*	*	*	*	*	*	*	*	*	*	*
26/11/2021	12:00	*	*	*	*	*	*	*	*	*	*	*	*	*	*	*	*	*	*	*	*	*	*	*	*	*
26/11/2021	13:00	*	*	*	*	*	*	*	*	*	*	*	*	*	*	*	*	*	*	*	*	*	*	*	*	*
26/11/2021	14:00	*	*	*	*	*	*	*	*	*	*	*	*	*	*	*	*	*	*	*	*	*	*	*	*	*
26/11/2021	15:00	*	*	*	*	*	*	*	*	*	*	*	*	*	*	*	*	*	*	*	*	*	*	*	*	*
26/11/2021	16:00	*	*	*	*	*	*	*	*	*	*	*	*	*	*	*	*	*	*	*	*	*	*	*	*	*
26/11/2021	17:00	*	*	*	*	*	*	*	*	*	*	*	*	*	*	*	*	*	*	*	*	*	*	*	*	*
26/11/2021	18:00	*	*	*	*	*	*	*	*	*	*	*	*	*	*	*	*	*	*	*	*	*	*	*	*	*
26/11/2021	19:00	*	*	*	*	*	*	*	*	*	*	*	*	*	*	*	*	*	*	*	*	*	*	*	*	*
26/11/2021	20:00	*	*	*	*	*	*	*	*	*	*	*	*	*	*	*	*	*	*	*	*	*	*	*	*	*
26/11/2021	21:00	*	*	*	*	*	*	*	*	*	*	*	*	*	*	*	*	*	*	*	*	*	*	*	*	*
26/11/2021	22:00	*	*	*	*	*	*	*	*	*	*	*	*	*	*	*	*	*	*	*	*	*	*	*	*	*
26/11/2021	23:00	*	*	*	*	*	*	*	*	*	*	*	*	*	*	*	*	*	*	*	*	*	*	*	*	*
24 Hr Summary		0	0	0	0	0	0	0	0	0	0	0	0	0	0	0	0	0	0	0	0	0	0	*	*	*

Incoming Histogram
Hall Lane leaving the village
Outside number 6
from Tue-Oct-26-2021-10-00-PM to Thu-Jan-13-2022-02-59-PM

Date	Starting Hr:min	<15	15 to <20	20 to <25	25 to <30	30 to <35	35 to <40	40 to <45	45 to <50	50 to <55	55 to <60	60 to <65	65 to <70	70 to <75	75 to <80	80 to <85	85 to <90	90 to <95	95 to <100	100 to >105	Total Counts	85pct Speed	10MPH Pace	% in pace	# of Speeders	% Speeders
27/11/2021	00:00	*	*	*	*	*	*	*	*	*	*	*	*	*	*	*	*	*	*	*	*	*	*	*	*	*
27/11/2021	01:00	*	*	*	*	*	*	*	*	*	*	*	*	*	*	*	*	*	*	*	*	*	*	*	*	*
27/11/2021	02:00	*	*	*	*	*	*	*	*	*	*	*	*	*	*	*	*	*	*	*	*	*	*	*	*	*
27/11/2021	03:00	*	*	*	*	*	*	*	*	*	*	*	*	*	*	*	*	*	*	*	*	*	*	*	*	*
27/11/2021	04:00	*	*	*	*	*	*	*	*	*	*	*	*	*	*	*	*	*	*	*	*	*	*	*	*	*
27/11/2021	05:00	*	*	*	*	*	*	*	*	*	*	*	*	*	*	*	*	*	*	*	*	*	*	*	*	*
27/11/2021	06:00	*	*	*	*	*	*	*	*	*	*	*	*	*	*	*	*	*	*	*	*	*	*	*	*	*
27/11/2021	07:00	*	*	*	*	*	*	*	*	*	*	*	*	*	*	*	*	*	*	*	*	*	*	*	*	*
27/11/2021	08:00	*	*	*	*	*	*	*	*	*	*	*	*	*	*	*	*	*	*	*	*	*	*	*	*	*
27/11/2021	09:00	*	*	*	*	*	*	*	*	*	*	*	*	*	*	*	*	*	*	*	*	*	*	*	*	*
27/11/2021	10:00	*	*	*	*	*	*	*	*	*	*	*	*	*	*	*	*	*	*	*	*	*	*	*	*	*
27/11/2021	11:00	*	*	*	*	*	*	*	*	*	*	*	*	*	*	*	*	*	*	*	*	*	*	*	*	*
27/11/2021	12:00	*	*	*	*	*	*	*	*	*	*	*	*	*	*	*	*	*	*	*	*	*	*	*	*	*
27/11/2021	13:00	*	*	*	*	*	*	*	*	*	*	*	*	*	*	*	*	*	*	*	*	*	*	*	*	*
27/11/2021	14:00	*	*	*	*	*	*	*	*	*	*	*	*	*	*	*	*	*	*	*	*	*	*	*	*	*
27/11/2021	15:00	*	*	*	*	*	*	*	*	*	*	*	*	*	*	*	*	*	*	*	*	*	*	*	*	*
27/11/2021	16:00	*	*	*	*	*	*	*	*	*	*	*	*	*	*	*	*	*	*	*	*	*	*	*	*	*
27/11/2021	17:00	*	*	*	*	*	*	*	*	*	*	*	*	*	*	*	*	*	*	*	*	*	*	*	*	*
27/11/2021	18:00	*	*	*	*	*	*	*	*	*	*	*	*	*	*	*	*	*	*	*	*	*	*	*	*	*
27/11/2021	19:00	*	*	*	*	*	*	*	*	*	*	*	*	*	*	*	*	*	*	*	*	*	*	*	*	*
27/11/2021	20:00	*	*	*	*	*	*	*	*	*	*	*	*	*	*	*	*	*	*	*	*	*	*	*	*	*
27/11/2021	21:00	*	*	*	*	*	*	*	*	*	*	*	*	*	*	*	*	*	*	*	*	*	*	*	*	*
27/11/2021	22:00	*	*	*	*	*	*	*	*	*	*	*	*	*	*	*	*	*	*	*	*	*	*	*	*	*
27/11/2021	23:00	*	*	*	*	*	*	*	*	*	*	*	*	*	*	*	*	*	*	*	*	*	*	*	*	*
24 Hr Summary		0	0	0	0	0	0	0	0	0	0	0	0	0	0	0	0	0	0	0	0	0	0	*	*	*

Incoming Histogram
Hall Lane leaving the village
Outside number 6

from Tue-Oct-26-2021-10-00-PM to Thu-Jan-13-2022-02-59-PM

Date	Starting Hr:min	<15	15 to <20	20 to <25	25 to <30	30 to <35	35 to <40	40 to <45	45 to <50	50 to <55	55 to <60	60 to <65	65 to <70	70 to <75	75 to <80	80 to <85	85 to <90	90 to <95	95 to <100	100 to >105	Total Counts	85pct Speed	10MPH Pace	% in pace	# of Speeders	% Speeders
28/11/2021	00:00	*	*	*	*	*	*	*	*	*	*	*	*	*	*	*	*	*	*	*	*	*	*	*	*	*
28/11/2021	01:00	*	*	*	*	*	*	*	*	*	*	*	*	*	*	*	*	*	*	*	*	*	*	*	*	*
28/11/2021	02:00	*	*	*	*	*	*	*	*	*	*	*	*	*	*	*	*	*	*	*	*	*	*	*	*	*
28/11/2021	03:00	*	*	*	*	*	*	*	*	*	*	*	*	*	*	*	*	*	*	*	*	*	*	*	*	*
28/11/2021	04:00	*	*	*	*	*	*	*	*	*	*	*	*	*	*	*	*	*	*	*	*	*	*	*	*	*
28/11/2021	05:00	*	*	*	*	*	*	*	*	*	*	*	*	*	*	*	*	*	*	*	*	*	*	*	*	*
28/11/2021	06:00	*	*	*	*	*	*	*	*	*	*	*	*	*	*	*	*	*	*	*	*	*	*	*	*	*
28/11/2021	07:00	*	*	*	*	*	*	*	*	*	*	*	*	*	*	*	*	*	*	*	*	*	*	*	*	*
28/11/2021	08:00	*	*	*	*	*	*	*	*	*	*	*	*	*	*	*	*	*	*	*	*	*	*	*	*	*
28/11/2021	09:00	*	*	*	*	*	*	*	*	*	*	*	*	*	*	*	*	*	*	*	*	*	*	*	*	*
28/11/2021	10:00	*	*	*	*	*	*	*	*	*	*	*	*	*	*	*	*	*	*	*	*	*	*	*	*	*
28/11/2021	11:00	*	*	*	*	*	*	*	*	*	*	*	*	*	*	*	*	*	*	*	*	*	*	*	*	*
28/11/2021	12:00	*	*	*	*	*	*	*	*	*	*	*	*	*	*	*	*	*	*	*	*	*	*	*	*	*
28/11/2021	13:00	*	*	*	*	*	*	*	*	*	*	*	*	*	*	*	*	*	*	*	*	*	*	*	*	*
28/11/2021	14:00	*	*	*	*	*	*	*	*	*	*	*	*	*	*	*	*	*	*	*	*	*	*	*	*	*
28/11/2021	15:00	*	*	*	*	*	*	*	*	*	*	*	*	*	*	*	*	*	*	*	*	*	*	*	*	*
28/11/2021	16:00	*	*	*	*	*	*	*	*	*	*	*	*	*	*	*	*	*	*	*	*	*	*	*	*	*
28/11/2021	17:00	*	*	*	*	*	*	*	*	*	*	*	*	*	*	*	*	*	*	*	*	*	*	*	*	*
28/11/2021	18:00	*	*	*	*	*	*	*	*	*	*	*	*	*	*	*	*	*	*	*	*	*	*	*	*	*
28/11/2021	19:00	*	*	*	*	*	*	*	*	*	*	*	*	*	*	*	*	*	*	*	*	*	*	*	*	*
28/11/2021	20:00	*	*	*	*	*	*	*	*	*	*	*	*	*	*	*	*	*	*	*	*	*	*	*	*	*
28/11/2021	21:00	*	*	*	*	*	*	*	*	*	*	*	*	*	*	*	*	*	*	*	*	*	*	*	*	*
28/11/2021	22:00	*	*	*	*	*	*	*	*	*	*	*	*	*	*	*	*	*	*	*	*	*	*	*	*	*
28/11/2021	23:00	*	*	*	*	*	*	*	*	*	*	*	*	*	*	*	*	*	*	*	*	*	*	*	*	*
24 Hr Summary		0	0	0	0	0	0	0	0	0	0	0	0	0	0	0	0	0	0	0	0	0	0	*	*	*

Incoming Histogram
Hall Lane leaving the village
Outside number 6
from Tue-Oct-26-2021-10-00-PM to Thu-Jan-13-2022-02-59-PM

Date	Starting Hr:min	<15	15 to <20	20 to <25	25 to <30	30 to <35	35 to <40	40 to <45	45 to <50	50 to <55	55 to <60	60 to <65	65 to <70	70 to <75	75 to <80	80 to <85	85 to <90	90 to <95	95 to <100	100 to >105	Total Counts	85pct Speed	10MPH Pace	% in pace	# of Speeders	% Speeders
29/11/2021	00:00	*	*	*	*	*	*	*	*	*	*	*	*	*	*	*	*	*	*	*	*	*	*	*	*	*
29/11/2021	01:00	*	*	*	*	*	*	*	*	*	*	*	*	*	*	*	*	*	*	*	*	*	*	*	*	*
29/11/2021	02:00	*	*	*	*	*	*	*	*	*	*	*	*	*	*	*	*	*	*	*	*	*	*	*	*	*
29/11/2021	03:00	*	*	*	*	*	*	*	*	*	*	*	*	*	*	*	*	*	*	*	*	*	*	*	*	*
29/11/2021	04:00	*	*	*	*	*	*	*	*	*	*	*	*	*	*	*	*	*	*	*	*	*	*	*	*	*
29/11/2021	05:00	*	*	*	*	*	*	*	*	*	*	*	*	*	*	*	*	*	*	*	*	*	*	*	*	*
29/11/2021	06:00	*	*	*	*	*	*	*	*	*	*	*	*	*	*	*	*	*	*	*	*	*	*	*	*	*
29/11/2021	07:00	*	*	*	*	*	*	*	*	*	*	*	*	*	*	*	*	*	*	*	*	*	*	*	*	*
29/11/2021	08:00	*	*	*	*	*	*	*	*	*	*	*	*	*	*	*	*	*	*	*	*	*	*	*	*	*
29/11/2021	09:00	*	*	*	*	*	*	*	*	*	*	*	*	*	*	*	*	*	*	*	*	*	*	*	*	*
29/11/2021	10:00	*	*	*	*	*	*	*	*	*	*	*	*	*	*	*	*	*	*	*	*	*	*	*	*	*
29/11/2021	11:00	*	*	*	*	*	*	*	*	*	*	*	*	*	*	*	*	*	*	*	*	*	*	*	*	*
29/11/2021	12:00	*	*	*	*	*	*	*	*	*	*	*	*	*	*	*	*	*	*	*	*	*	*	*	*	*
29/11/2021	13:00	*	*	*	*	*	*	*	*	*	*	*	*	*	*	*	*	*	*	*	*	*	*	*	*	*
29/11/2021	14:00	*	*	*	*	*	*	*	*	*	*	*	*	*	*	*	*	*	*	*	*	*	*	*	*	*
29/11/2021	15:00	*	*	*	*	*	*	*	*	*	*	*	*	*	*	*	*	*	*	*	*	*	*	*	*	*
29/11/2021	16:00	*	*	*	*	*	*	*	*	*	*	*	*	*	*	*	*	*	*	*	*	*	*	*	*	*
29/11/2021	17:00	*	*	*	*	*	*	*	*	*	*	*	*	*	*	*	*	*	*	*	*	*	*	*	*	*
29/11/2021	18:00	*	*	*	*	*	*	*	*	*	*	*	*	*	*	*	*	*	*	*	*	*	*	*	*	*
29/11/2021	19:00	*	*	*	*	*	*	*	*	*	*	*	*	*	*	*	*	*	*	*	*	*	*	*	*	*
29/11/2021	20:00	*	*	*	*	*	*	*	*	*	*	*	*	*	*	*	*	*	*	*	*	*	*	*	*	*
29/11/2021	21:00	*	*	*	*	*	*	*	*	*	*	*	*	*	*	*	*	*	*	*	*	*	*	*	*	*
29/11/2021	22:00	*	*	*	*	*	*	*	*	*	*	*	*	*	*	*	*	*	*	*	*	*	*	*	*	*
29/11/2021	23:00	*	*	*	*	*	*	*	*	*	*	*	*	*	*	*	*	*	*	*	*	*	*	*	*	*
24 Hr Summary		0	0	0	0	0	0	0	0	0	0	0	0	0	0	0	0	0	0	0	0	0	0	*	*	*

Incoming Histogram
Hall Lane leaving the village
Outside number 6

from Tue-Oct-26-2021-10-00-PM to Thu-Jan-13-2022-02-59-PM

Date	Starting Hr:min	<15	15 to <20	20 to <25	25 to <30	30 to <35	35 to <40	40 to <45	45 to <50	50 to <55	55 to <60	60 to <65	65 to <70	70 to <75	75 to <80	80 to <85	85 to <90	90 to <95	95 to <100	100 to >105	Total Counts	85pct Speed	10MPH Pace	% in pace	# of Speeders	% Speeders
30/11/2021	00:00	*	*	*	*	*	*	*	*	*	*	*	*	*	*	*	*	*	*	*	*	*	*	*	*	*
30/11/2021	01:00	*	*	*	*	*	*	*	*	*	*	*	*	*	*	*	*	*	*	*	*	*	*	*	*	*
30/11/2021	02:00	*	*	*	*	*	*	*	*	*	*	*	*	*	*	*	*	*	*	*	*	*	*	*	*	*
30/11/2021	03:00	*	*	*	*	*	*	*	*	*	*	*	*	*	*	*	*	*	*	*	*	*	*	*	*	*
30/11/2021	04:00	*	*	*	*	*	*	*	*	*	*	*	*	*	*	*	*	*	*	*	*	*	*	*	*	*
30/11/2021	05:00	*	*	*	*	*	*	*	*	*	*	*	*	*	*	*	*	*	*	*	*	*	*	*	*	*
30/11/2021	06:00	*	*	*	*	*	*	*	*	*	*	*	*	*	*	*	*	*	*	*	*	*	*	*	*	*
30/11/2021	07:00	*	*	*	*	*	*	*	*	*	*	*	*	*	*	*	*	*	*	*	*	*	*	*	*	*
30/11/2021	08:00	*	*	*	*	*	*	*	*	*	*	*	*	*	*	*	*	*	*	*	*	*	*	*	*	*
30/11/2021	09:00	*	*	*	*	*	*	*	*	*	*	*	*	*	*	*	*	*	*	*	*	*	*	*	*	*
30/11/2021	10:00	*	*	*	*	*	*	*	*	*	*	*	*	*	*	*	*	*	*	*	*	*	*	*	*	*
30/11/2021	11:00	*	*	*	*	*	*	*	*	*	*	*	*	*	*	*	*	*	*	*	*	*	*	*	*	*
30/11/2021	12:00	*	*	*	*	*	*	*	*	*	*	*	*	*	*	*	*	*	*	*	*	*	*	*	*	*
30/11/2021	13:00	*	*	*	*	*	*	*	*	*	*	*	*	*	*	*	*	*	*	*	*	*	*	*	*	*
30/11/2021	14:00	*	*	*	*	*	*	*	*	*	*	*	*	*	*	*	*	*	*	*	*	*	*	*	*	*
30/11/2021	15:00	*	*	*	*	*	*	*	*	*	*	*	*	*	*	*	*	*	*	*	*	*	*	*	*	*
30/11/2021	16:00	*	*	*	*	*	*	*	*	*	*	*	*	*	*	*	*	*	*	*	*	*	*	*	*	*
30/11/2021	17:00	*	*	*	*	*	*	*	*	*	*	*	*	*	*	*	*	*	*	*	*	*	*	*	*	*
30/11/2021	18:00	*	*	*	*	*	*	*	*	*	*	*	*	*	*	*	*	*	*	*	*	*	*	*	*	*
30/11/2021	19:00	*	*	*	*	*	*	*	*	*	*	*	*	*	*	*	*	*	*	*	*	*	*	*	*	*
30/11/2021	20:00	*	*	*	*	*	*	*	*	*	*	*	*	*	*	*	*	*	*	*	*	*	*	*	*	*
30/11/2021	21:00	*	*	*	*	*	*	*	*	*	*	*	*	*	*	*	*	*	*	*	*	*	*	*	*	*
30/11/2021	22:00	*	*	*	*	*	*	*	*	*	*	*	*	*	*	*	*	*	*	*	*	*	*	*	*	*
30/11/2021	23:00	*	*	*	*	*	*	*	*	*	*	*	*	*	*	*	*	*	*	*	*	*	*	*	*	*
24 Hr Summary		0	0	0	0	0	0	0	0	0	0	0	0	0	0	0	0	0	0	0	0	0	0	*	*	*

Incoming Histogram
Hall Lane leaving the village
Outside number 6
from Tue-Oct-26-2021-10-00-PM to Thu-Jan-13-2022-02-59-PM

Date	Starting Hr:min	<15	15 to <20	20 to <25	25 to <30	30 to <35	35 to <40	40 to <45	45 to <50	50 to <55	55 to <60	60 to <65	65 to <70	70 to <75	75 to <80	80 to <85	85 to <90	90 to <95	95 to <100	100 to >105	Total Counts	85pct Speed	10MPH Pace	% in pace	# of Speeders	% Speeders
01/12/2021	00:00	*	*	*	*	*	*	*	*	*	*	*	*	*	*	*	*	*	*	*	*	*	*	*	*	*
01/12/2021	01:00	*	*	*	*	*	*	*	*	*	*	*	*	*	*	*	*	*	*	*	*	*	*	*	*	*
01/12/2021	02:00	*	*	*	*	*	*	*	*	*	*	*	*	*	*	*	*	*	*	*	*	*	*	*	*	*
01/12/2021	03:00	*	*	*	*	*	*	*	*	*	*	*	*	*	*	*	*	*	*	*	*	*	*	*	*	*
01/12/2021	04:00	*	*	*	*	*	*	*	*	*	*	*	*	*	*	*	*	*	*	*	*	*	*	*	*	*
01/12/2021	05:00	*	*	*	*	*	*	*	*	*	*	*	*	*	*	*	*	*	*	*	*	*	*	*	*	*
01/12/2021	06:00	*	*	*	*	*	*	*	*	*	*	*	*	*	*	*	*	*	*	*	*	*	*	*	*	*
01/12/2021	07:00	*	*	*	*	*	*	*	*	*	*	*	*	*	*	*	*	*	*	*	*	*	*	*	*	*
01/12/2021	08:00	*	*	*	*	*	*	*	*	*	*	*	*	*	*	*	*	*	*	*	*	*	*	*	*	*
01/12/2021	09:00	*	*	*	*	*	*	*	*	*	*	*	*	*	*	*	*	*	*	*	*	*	*	*	*	*
01/12/2021	10:00	*	*	*	*	*	*	*	*	*	*	*	*	*	*	*	*	*	*	*	*	*	*	*	*	*
01/12/2021	11:00	*	*	*	*	*	*	*	*	*	*	*	*	*	*	*	*	*	*	*	*	*	*	*	*	*
01/12/2021	12:00	*	*	*	*	*	*	*	*	*	*	*	*	*	*	*	*	*	*	*	*	*	*	*	*	*
01/12/2021	13:00	0	0	4	2	0	0	0	0	0	0	0	0	0	0	0	0	0	0	0	6	27.5	20 to 30	100.0	*	*
01/12/2021	14:00	3	3	10	22	5	1	0	0	0	0	0	0	0	0	0	0	0	0	0	44	29.8	25 to 35	84.1	6	13.6
01/12/2021	15:00	2	2	7	23	4	2	0	0	0	0	0	0	0	0	0	0	0	0	0	40	30	25 to 35	85.0	6	15.0
01/12/2021	16:00	2	1	13	25	8	1	0	0	0	0	0	0	0	0	0	0	0	0	0	50	30.6	25 to 35	92.0	9	18.0
01/12/2021	17:00	0	3	17	27	12	1	0	0	0	0	0	0	0	0	0	0	0	0	0	60	31.7	25 to 35	93.3	13	21.7
01/12/2021	18:00	0	1	4	16	8	2	0	0	0	0	0	0	0	0	0	0	0	0	0	31	33.1	25 to 35	90.3	10	32.3
01/12/2021	19:00	3	1	3	9	5	1	0	0	0	0	0	0	0	0	0	0	0	0	0	22	33	25 to 35	77.3	6	27.3
01/12/2021	20:00	0	1	3	3	3	0	0	1	0	0	0	0	0	0	0	0	0	0	0	11	33.3	25 to 35	81.8	4	36.4
01/12/2021	21:00	0	0	0	5	1	0	0	0	0	0	0	0	0	0	0	0	0	0	0	6	30	25 to 35	100.0	1	16.7
01/12/2021	22:00	0	0	0	4	1	0	0	0	0	0	0	0	0	0	0	0	0	0	0	5	30	25 to 35	100.0	1	20.0
01/12/2021	23:00	0	0	0	2	0	0	0	0	0	0	0	0	0	0	0	0	0	0	0	2	30	20 to 30	100.0	*	*
24 Hr Summary		10	12	61	138	47	8	0	1	0	0	0	0	0	0	0	0	0	0	0	277	31.5	25 to 35	88.8	56	20.2

Incoming Histogram
Hall Lane leaving the village
Outside number 6

from Tue-Oct-26-2021-10-00-PM to Thu-Jan-13-2022-02-59-PM

Date	Starting Hr:min	<15	15 to <20	20 to <25	25 to <30	30 to <35	35 to <40	40 to <45	45 to <50	50 to <55	55 to <60	60 to <65	65 to <70	70 to <75	75 to <80	80 to <85	85 to <90	90 to <95	95 to <100	100 to >105	Total Counts	85pct Speed	10MPH Pace	% in pace	# of Speeders	% Speeders
02/12/2021	00:00	0	0	0	0	0	0	0	0	0	0	0	0	0	0	0	0	0	0	0	0	0	*	*	*	*
02/12/2021	01:00	0	0	0	0	2	0	0	0	0	0	0	0	0	0	0	0	0	0	0	2	35	25 to 35	100.0	2	100.0
02/12/2021	02:00	0	0	0	0	1	0	0	0	0	0	0	0	0	0	0	0	0	0	0	1	35	25 to 35	100.0	1	100.0
02/12/2021	03:00	0	0	0	0	0	0	0	0	0	0	0	0	0	0	0	0	0	0	0	0	0	*	*	*	*
02/12/2021	04:00	0	0	1	2	2	1	0	0	0	0	0	0	0	0	0	0	0	0	0	6	35	25 to 35	83.3	3	50.0
02/12/2021	05:00	0	0	0	3	1	0	0	0	0	0	0	0	0	0	0	0	0	0	0	4	30	25 to 35	100.0	1	25.0
02/12/2021	06:00	0	0	3	10	8	1	0	0	0	0	0	0	0	0	0	0	0	0	0	22	33.8	25 to 35	95.5	9	40.9
02/12/2021	07:00	3	3	18	32	14	3	0	0	0	0	0	0	0	0	0	0	0	0	0	73	32.1	25 to 35	87.7	17	23.3
02/12/2021	08:00	1	5	16	33	11	0	0	0	0	0	0	0	0	0	0	0	0	0	0	66	30.5	25 to 35	90.9	11	16.7
02/12/2021	09:00	1	4	16	28	7	0	0	0	0	0	0	0	0	0	0	0	0	0	0	56	29.8	25 to 35	91.1	7	12.5
02/12/2021	10:00	0	4	14	24	8	0	0	0	0	0	0	0	0	0	0	0	0	0	0	50	30	25 to 35	92.0	8	16.0
02/12/2021	11:00	0	2	10	20	5	2	0	0	0	0	0	0	0	0	0	0	0	0	0	39	31	25 to 35	89.7	7	17.9
02/12/2021	12:00	0	2	7	14	6	1	0	0	0	0	0	0	0	0	0	0	0	0	0	30	32.5	25 to 35	90.0	7	23.3
02/12/2021	13:00	0	0	7	20	4	1	0	0	0	0	0	0	0	0	0	0	0	0	0	32	30	25 to 35	96.9	5	15.6
02/12/2021	14:00	0	3	27	37	9	0	0	0	0	0	0	0	0	0	0	0	0	0	0	76	29.7	25 to 35	96.1	9	11.8
02/12/2021	15:00	0	3	13	26	12	2	0	0	0	0	0	0	0	0	0	0	0	0	0	56	32.5	25 to 35	91.1	14	25.0
02/12/2021	16:00	3	8	22	21	7	0	0	0	0	0	0	0	0	0	0	0	0	0	0	61	29.5	20 to 30	83.6	7	11.5
02/12/2021	17:00	2	3	15	20	4	2	0	0	0	0	0	0	0	0	0	0	0	0	0	46	29.8	25 to 35	84.8	6	13.0
02/12/2021	18:00	0	2	5	7	7	0	0	0	0	0	0	0	0	0	0	0	0	0	0	21	32.9	25 to 35	90.5	7	33.3
02/12/2021	19:00	1	1	4	10	8	0	0	0	0	0	0	0	0	0	0	0	0	0	0	24	32.5	25 to 35	91.7	8	33.3
02/12/2021	20:00	0	0	0	6	1	2	0	0	0	0	0	0	0	0	0	0	0	0	0	9	37.5	30 to 40	100.0	3	33.3
02/12/2021	21:00	0	0	0	5	2	0	0	0	0	0	0	0	0	0	0	0	0	0	0	7	32.5	25 to 35	100.0	2	28.6
02/12/2021	22:00	0	0	0	3	0	1	0	0	0	0	0	0	0	0	0	0	0	0	0	4	30	30 to 40	100.0	1	25.0
02/12/2021	23:00	0	0	0	1	0	1	0	0	0	0	0	0	0	0	0	0	0	0	0	2	40	30 to 40	100.0	1	50.0
24 Hr Summary		11	40	178	322	119	17	0	0	0	0	0	0	0	0	0	0	0	0	0	687	31.4	25 to 35	90.1	136	19.8

Incoming Histogram

Hall Lane leaving the village

Outside number 6

from Tue-Oct-26-2021-10-00-PM to Thu-Jan-13-2022-02-59-PM

Date	Starting Hr:min	<15	15 to <20	20 to <25	25 to <30	30 to <35	35 to <40	40 to <45	45 to <50	50 to <55	55 to <60	60 to <65	65 to <70	70 to <75	75 to <80	80 to <85	85 to <90	90 to <95	95 to <100	100 to >105	Total Counts	85pct Speed	10MPH Pace	% in pace	# of Speeders	% Speeders
03/12/2021	00:00	0	0	0	2	0	0	0	0	0	0	0	0	0	0	0	0	0	0	0	2	30	20 to 30	100.0	*	*
03/12/2021	01:00	0	0	0	0	0	0	0	0	0	0	0	0	0	0	0	0	0	0	0	0	0	*	*	*	*
03/12/2021	02:00	0	0	0	0	1	0	0	0	0	0	0	0	0	0	0	0	0	0	0	1	35	25 to 35	100.0	1	100.0
03/12/2021	03:00	0	0	0	0	0	0	0	0	0	0	0	0	0	0	0	0	0	0	0	0	0	*	*	*	*
03/12/2021	04:00	0	0	0	0	1	0	0	0	0	0	0	0	0	0	0	0	0	0	0	1	35	25 to 35	100.0	1	100.0
03/12/2021	05:00	0	0	1	4	0	0	0	0	0	0	0	0	0	0	0	0	0	0	0	5	28.8	20 to 30	100.0	*	*
03/12/2021	06:00	0	0	2	9	6	2	1	0	0	0	0	0	0	0	0	0	0	0	0	20	35	25 to 35	85.0	9	45.0
03/12/2021	07:00	0	0	6	29	16	0	0	0	0	0	0	0	0	0	0	0	0	0	0	51	32.5	25 to 35	100.0	16	31.4
03/12/2021	08:00	0	2	15	29	10	1	0	0	0	0	0	0	0	0	0	0	0	0	0	57	31	25 to 35	94.7	11	19.3
03/12/2021	09:00	0	1	15	19	4	0	0	0	0	0	0	0	0	0	0	0	0	0	0	39	29.5	25 to 35	97.4	4	10.3
03/12/2021	10:00	1	3	15	15	10	0	0	0	0	0	0	0	0	0	0	0	0	0	0	44	31.5	25 to 35	90.9	10	22.7
03/12/2021	11:00	2	1	11	27	3	0	0	0	0	0	0	0	0	0	0	0	0	0	0	44	29.3	25 to 35	93.2	3	6.8
03/12/2021	12:00	1	2	11	22	6	0	0	0	0	0	0	0	0	0	0	0	0	0	0	42	30	25 to 35	92.9	6	14.3
03/12/2021	13:00	0	1	13	37	14	2	1	0	0	0	0	0	0	0	0	0	0	0	0	68	32.5	25 to 35	94.1	17	25.0
03/12/2021	14:00	1	1	14	24	5	0	0	0	0	0	0	0	0	0	0	0	0	0	0	45	29.6	25 to 35	95.6	5	11.1
03/12/2021	15:00	0	4	9	19	14	1	0	0	0	0	0	0	0	0	0	0	0	0	0	47	32.9	25 to 35	89.4	15	31.9
03/12/2021	16:00	1	4	8	25	15	2	0	0	0	0	0	0	0	0	0	0	0	0	0	55	33	25 to 35	87.3	17	30.9
03/12/2021	17:00	1	2	13	26	6	0	0	0	0	0	0	0	0	0	0	0	0	0	0	48	29.8	25 to 35	93.8	6	12.5
03/12/2021	18:00	0	2	3	18	7	0	0	0	0	0	0	0	0	0	0	0	0	0	0	30	32.1	25 to 35	93.3	7	23.3
03/12/2021	19:00	0	1	7	14	3	2	0	0	0	0	0	0	0	0	0	0	0	0	0	27	31.7	25 to 35	88.9	5	18.5
03/12/2021	20:00	0	0	3	7	4	0	0	0	0	0	0	0	0	0	0	0	0	0	0	14	32.5	25 to 35	100.0	4	28.6
03/12/2021	21:00	0	0	2	5	0	0	0	0	0	0	0	0	0	0	0	0	0	0	0	7	29	20 to 30	100.0	*	*
03/12/2021	22:00	0	0	2	9	0	2	0	0	0	0	0	0	0	0	0	0	0	0	0	13	30	20 to 30	84.6	2	15.4
03/12/2021	23:00	0	0	0	0	1	0	0	0	0	0	0	0	0	0	0	0	0	0	0	1	35	25 to 35	100.0	1	100.0
24 Hr Summary		7	24	150	340	126	12	2	0	0	0	0	0	0	0	0	0	0	0	0	661	31.6	25 to 35	93.2	140	21.2

Incoming Histogram

Hall Lane leaving the village

Outside number 6

from Tue-Oct-26-2021-10-00-PM to Thu-Jan-13-2022-02-59-PM

Date	Starting Hr:min	<15	15 to <20	20 to <25	25 to <30	30 to <35	35 to <40	40 to <45	45 to <50	50 to <55	55 to <60	60 to <65	65 to <70	70 to <75	75 to <80	80 to <85	85 to <90	90 to <95	95 to <100	100 to >105	Total Counts	85pct Speed	10MPH Pace	% in pace	# of Speeders	% Speeders	
04/12/2021	00:00	0	0	0	1	0	0	0	0	0	0	0	0	0	0	0	0	0	0	0	0	1	30	20 to 30	100.0	*	*
04/12/2021	01:00	0	0	1	2	1	0	0	0	0	0	0	0	0	0	0	0	0	0	0	0	4	30	25 to 35	100.0	1	25.0
04/12/2021	02:00	0	0	0	0	0	0	0	0	0	0	0	0	0	0	0	0	0	0	0	0	0	0	*	*	*	*
04/12/2021	03:00	0	0	0	0	0	0	0	0	0	0	0	0	0	0	0	0	0	0	0	0	0	0	*	*	*	*
04/12/2021	04:00	0	0	0	0	1	0	0	0	0	0	0	0	0	0	0	0	0	0	0	0	1	35	25 to 35	100.0	1	100.0
04/12/2021	05:00	0	0	1	1	3	0	1	0	0	0	0	0	0	0	0	0	0	0	0	0	6	35	25 to 35	83.3	4	66.7
04/12/2021	06:00	0	0	0	2	2	1	0	0	0	0	0	0	0	0	0	0	0	0	0	0	5	35	30 to 40	100.0	3	60.0
04/12/2021	07:00	0	0	4	5	7	1	0	0	0	0	0	0	0	0	0	0	0	0	0	0	17	33.6	25 to 35	94.1	8	47.1
04/12/2021	08:00	4	0	6	18	10	2	0	0	0	0	0	0	0	0	0	0	0	0	0	0	40	33	25 to 35	85.0	12	30.0
04/12/2021	09:00	0	2	9	24	7	0	0	0	0	0	0	0	0	0	0	0	0	0	0	0	42	30.7	25 to 35	95.2	7	16.7
04/12/2021	10:00	1	2	19	23	8	0	0	0	0	0	0	0	0	0	0	0	0	0	0	0	53	30	25 to 35	94.3	8	15.1
04/12/2021	11:00	0	2	9	34	9	6	0	0	0	0	0	0	0	0	0	0	0	0	0	0	60	33.3	25 to 35	86.7	15	25.0
04/12/2021	12:00	0	0	6	25	13	3	0	0	0	0	0	0	0	0	0	0	0	0	0	0	47	33.5	25 to 35	93.6	16	34.0
04/12/2021	13:00	1	3	5	27	13	0	0	0	0	0	0	0	0	0	0	0	0	0	0	0	49	32.3	25 to 35	91.8	13	26.5
04/12/2021	14:00	1	0	6	20	6	0	0	0	0	0	0	0	0	0	0	0	0	0	0	0	33	30.8	25 to 35	97.0	6	18.2
04/12/2021	15:00	1	1	6	12	7	1	0	0	0	0	0	0	0	0	0	0	0	0	0	0	28	32.9	25 to 35	89.3	8	28.6
04/12/2021	16:00	1	4	10	19	3	0	0	0	0	0	0	0	0	0	0	0	0	0	0	0	37	29.2	20 to 30	89.2	3	8.1
04/12/2021	17:00	2	2	8	21	8	1	0	0	0	0	0	0	0	0	0	0	0	0	0	0	42	31.9	25 to 35	88.1	9	21.4
04/12/2021	18:00	0	3	4	12	4	3	0	0	0	0	0	0	0	0	0	0	0	0	0	0	26	33.8	25 to 35	76.9	7	26.9
04/12/2021	19:00	0	0	4	10	6	1	0	0	0	0	0	0	0	0	0	0	0	0	0	0	21	33.3	25 to 35	95.2	7	33.3
04/12/2021	20:00	0	1	2	6	5	3	0	0	0	0	0	0	0	0	0	0	0	0	0	0	17	35	30 to 40	82.4	8	47.1
04/12/2021	21:00	0	0	1	2	4	1	0	0	0	0	0	0	0	0	0	0	0	0	0	0	8	35	25 to 35	87.5	5	62.5
04/12/2021	22:00	0	0	1	4	1	1	0	0	0	0	0	0	0	0	0	0	0	0	0	0	7	35	25 to 35	85.7	2	28.6
04/12/2021	23:00	0	1	2	9	5	0	0	0	0	0	0	0	0	0	0	0	0	0	0	0	17	32	25 to 35	94.1	5	29.4
24 Hr Summary		11	21	104	277	123	24	1	0	0	0	0	0	0	0	0	0	0	0	0	0	561	32.6	25 to 35	89.8	148	26.4

Incoming Histogram

Hall Lane leaving the village

Outside number 6

from Tue-Oct-26-2021-10-00-PM to Thu-Jan-13-2022-02-59-PM

Date	Starting Hr:min	<15	15 to <20	20 to <25	25 to <30	30 to <35	35 to <40	40 to <45	45 to <50	50 to <55	55 to <60	60 to <65	65 to <70	70 to <75	75 to <80	80 to <85	85 to <90	90 to <95	95 to <100	100 to >105	Total Counts	85pct Speed	10MPH Pace	% in pace	# of Speeders	% Speeders
05/12/2021	00:00	0	0	0	4	2	1	0	0	0	0	0	0	0	0	0	0	0	0	0	7	35	30 to 40	100.0	3	42.9
05/12/2021	01:00	0	0	0	0	1	0	0	0	0	0	0	0	0	0	0	0	0	0	0	1	35	25 to 35	100.0	1	100.0
05/12/2021	02:00	0	0	0	0	0	0	0	0	0	0	0	0	0	0	0	0	0	0	0	0	0	*	*	*	*
05/12/2021	03:00	0	0	0	0	0	0	0	0	0	0	0	0	0	0	0	0	0	0	0	0	0	*	*	*	*
05/12/2021	04:00	0	0	0	0	0	1	0	0	0	0	0	0	0	0	0	0	0	0	0	1	40	30 to 40	100.0	1	100.0
05/12/2021	05:00	0	0	0	2	0	0	0	0	0	0	0	0	0	0	0	0	0	0	0	2	30	20 to 30	100.0	*	*
05/12/2021	06:00	0	0	0	1	3	0	0	1	0	0	0	0	0	0	0	0	0	0	0	5	35	25 to 35	80.0	4	80.0
05/12/2021	07:00	0	1	0	3	2	1	0	0	0	0	0	0	0	0	0	0	0	0	0	7	35	30 to 40	85.7	3	42.9
05/12/2021	08:00	0	2	1	8	4	0	0	0	0	0	0	0	0	0	0	0	0	0	0	15	32.5	25 to 35	86.7	4	26.7
05/12/2021	09:00	3	0	5	17	14	4	0	0	0	0	0	0	0	0	0	0	0	0	0	43	34.3	25 to 35	83.7	18	41.9
05/12/2021	10:00	1	2	8	19	10	4	0	1	0	0	0	0	0	0	0	0	0	0	0	45	34	25 to 35	82.2	15	33.3
05/12/2021	11:00	0	4	12	24	8	1	0	0	0	0	0	0	0	0	0	0	0	0	0	49	31.2	25 to 35	89.8	9	18.4
05/12/2021	12:00	0	0	4	20	7	2	0	0	0	0	0	0	0	0	0	0	0	0	0	33	32.9	25 to 35	93.9	9	27.3
05/12/2021	13:00	1	1	4	15	8	1	0	0	0	0	0	0	0	0	0	0	0	0	0	30	33.1	25 to 35	90.0	9	30.0
05/12/2021	14:00	1	0	10	20	9	0	1	0	0	0	0	0	0	0	0	0	0	0	0	41	32.2	25 to 35	95.1	10	24.4
05/12/2021	15:00	0	0	6	14	4	3	0	0	0	0	0	0	0	0	0	0	0	0	0	27	33.8	25 to 35	88.9	7	25.9
05/12/2021	16:00	3	3	7	18	6	0	0	0	0	0	0	0	0	0	0	0	0	0	0	37	30	25 to 35	83.8	6	16.2
05/12/2021	17:00	0	3	1	13	3	2	0	0	0	0	0	0	0	0	0	0	0	0	0	22	33.3	30 to 40	81.8	5	22.7
05/12/2021	18:00	0	1	3	10	10	0	1	0	0	0	0	0	0	0	0	0	0	0	0	25	33.5	25 to 35	92.0	11	44.0
05/12/2021	19:00	0	0	3	10	3	2	0	0	0	0	0	0	0	0	0	0	0	0	0	18	33.3	25 to 35	88.9	5	27.8
05/12/2021	20:00	0	0	2	4	0	1	0	0	0	0	0	0	0	0	0	0	0	0	0	7	30	20 to 30	85.7	1	14.3
05/12/2021	21:00	0	0	2	1	2	1	0	0	0	0	0	0	0	0	0	0	0	0	0	6	35	25 to 35	83.3	3	50.0
05/12/2021	22:00	0	1	0	2	0	1	0	0	0	0	0	0	0	0	0	0	0	0	0	4	30	20 to 30	75.0	1	25.0
05/12/2021	23:00	0	0	0	1	0	0	0	0	0	0	0	0	0	0	0	0	0	0	0	1	30	20 to 30	100.0	*	*
24 Hr Summary		9	18	68	206	96	25	2	2	0	0	0	0	0	0	0	0	0	0	0	426	33.2	25 to 35	86.9	125	29.3

Incoming Histogram
Hall Lane leaving the village
Outside number 6

from Tue-Oct-26-2021-10-00-PM to Thu-Jan-13-2022-02-59-PM

Date	Starting Hr:min	<15	15 to <20	20 to <25	25 to <30	30 to <35	35 to <40	40 to <45	45 to <50	50 to <55	55 to <60	60 to <65	65 to <70	70 to <75	75 to <80	80 to <85	85 to <90	90 to <95	95 to <100	100 to >105	Total Counts	85pct Speed	10MPH Pace	% in pace	# of Speeders	% Speeders
06/12/2021	00:00	0	0	0	0	0	0	0	0	0	0	0	0	0	0	0	0	0	0	0	0	0	*	*	*	*
06/12/2021	01:00	0	0	0	0	0	0	0	0	0	0	0	0	0	0	0	0	0	0	0	0	0	*	*	*	*
06/12/2021	02:00	0	0	0	0	0	0	0	0	0	0	0	0	0	0	0	0	0	0	0	0	0	*	*	*	*
06/12/2021	03:00	0	0	0	1	0	0	0	0	0	0	0	0	0	0	0	0	0	0	0	1	30	20 to 30	100.0	*	*
06/12/2021	04:00	0	0	0	4	0	0	0	0	0	0	0	0	0	0	0	0	0	0	0	4	28.8	20 to 30	100.0	*	*
06/12/2021	05:00	0	0	2	4	0	0	0	0	0	0	0	0	0	0	0	0	0	0	0	6	28.8	20 to 30	100.0	*	*
06/12/2021	06:00	0	0	1	3	8	4	0	0	0	0	0	0	0	0	0	0	0	0	0	16	37.5	30 to 40	93.8	12	75.0
06/12/2021	07:00	0	1	6	34	18	2	0	0	0	0	0	0	0	0	0	0	0	0	0	61	33.1	25 to 35	95.1	20	32.8
06/12/2021	08:00	0	0	16	29	13	3	0	0	0	0	0	0	0	0	0	0	0	0	0	61	32.7	25 to 35	95.1	16	26.2
06/12/2021	09:00	2	3	14	28	11	1	0	0	0	0	0	0	0	0	0	0	0	0	0	59	31.4	25 to 35	89.8	12	20.3
06/12/2021	10:00	1	3	4	32	5	1	0	0	0	0	0	0	0	0	0	0	0	0	0	46	29.8	25 to 35	89.1	6	13.0
06/12/2021	11:00	3	2	14	28	8	2	0	0	0	0	0	0	0	0	0	0	0	0	0	57	30.6	25 to 35	87.7	10	17.5
06/12/2021	12:00	1	0	6	17	10	0	0	0	0	0	0	0	0	0	0	0	0	0	0	34	32.5	25 to 35	97.1	10	29.4
06/12/2021	13:00	0	6	8	22	2	2	0	0	0	0	0	0	0	0	0	0	0	0	0	40	29.5	20 to 30	90.0	4	10.0
06/12/2021	14:00	0	2	13	27	6	0	0	0	0	0	0	0	0	0	0	0	0	0	0	48	29.8	25 to 35	95.8	6	12.5
06/12/2021	15:00	1	1	16	21	8	1	0	0	0	0	0	0	0	0	0	0	0	0	0	48	31.2	25 to 35	93.8	9	18.8
06/12/2021	16:00	0	3	11	23	4	0	0	0	0	0	0	0	0	0	0	0	0	0	0	41	29.6	25 to 35	92.7	4	9.8
06/12/2021	17:00	1	3	7	15	5	1	0	0	0	0	0	0	0	0	0	0	0	0	0	32	31	25 to 35	84.4	6	18.8
06/12/2021	18:00	0	0	4	5	4	0	0	0	0	0	0	0	0	0	0	0	0	0	0	13	32.5	25 to 35	100.0	4	30.8
06/12/2021	19:00	0	2	2	5	6	2	0	0	0	0	0	0	0	0	0	0	0	0	0	17	34.2	25 to 35	76.5	8	47.1
06/12/2021	20:00	2	0	0	3	4	0	0	0	0	0	0	0	0	0	0	0	0	0	0	9	33.8	25 to 35	77.8	4	44.4
06/12/2021	21:00	0	1	1	0	2	0	0	0	0	0	0	0	0	0	0	0	0	0	0	4	32.5	25 to 35	75.0	2	50.0
06/12/2021	22:00	0	0	0	2	2	1	0	0	0	0	0	0	0	0	0	0	0	0	0	5	35	30 to 40	100.0	3	60.0
06/12/2021	23:00	0	2	0	3	1	0	0	0	0	0	0	0	0	0	0	0	0	0	0	6	30	20 to 30	83.3	1	16.7
24 Hr Summary		11	29	125	306	117	20	0	0	0	0	0	0	0	0	0	0	0	0	0	608	32	25 to 35	90.1	137	22.5

Incoming Histogram

Hall Lane leaving the village

Outside number 6

from Tue-Oct-26-2021-10-00-PM to Thu-Jan-13-2022-02-59-PM

Date	Starting Hr:min	<15	15 to <20	20 to <25	25 to <30	30 to <35	35 to <40	40 to <45	45 to <50	50 to <55	55 to <60	60 to <65	65 to <70	70 to <75	75 to <80	80 to <85	85 to <90	90 to <95	95 to <100	100 to >105	Total Counts	85pct Speed	10MPH Pace	% in pace	# of Speeders	% Speeders
07/12/2021	00:00	0	0	2	1	0	0	0	0	0	0	0	0	0	0	0	0	0	0	0	3	30	20 to 30	100.0	*	*
07/12/2021	01:00	0	0	0	0	1	0	0	0	0	0	0	0	0	0	0	0	0	0	0	1	35	25 to 35	100.0	1	100.0
07/12/2021	02:00	0	0	0	0	0	0	0	0	0	0	0	0	0	0	0	0	0	0	0	0	0	*	*	*	*
07/12/2021	03:00	0	0	0	0	1	0	0	0	0	0	0	0	0	0	0	0	0	0	0	1	35	25 to 35	100.0	1	100.0
07/12/2021	04:00	0	0	0	0	4	1	0	0	0	0	0	0	0	0	0	0	0	0	0	5	35	30 to 40	100.0	5	100.0
07/12/2021	05:00	0	0	1	2	3	1	0	0	0	0	0	0	0	0	0	0	0	0	0	7	35	25 to 35	85.7	4	57.1
07/12/2021	06:00	0	1	1	5	3	4	0	0	0	0	0	0	0	0	0	0	0	0	0	14	37.5	30 to 40	85.7	7	50.0
07/12/2021	07:00	0	3	7	32	17	1	0	0	0	0	0	0	0	0	0	0	0	0	0	60	32.6	25 to 35	93.3	18	30.0
07/12/2021	08:00	0	3	18	29	13	2	0	0	0	0	0	0	0	0	0	0	0	0	0	65	31.9	25 to 35	92.3	15	23.1
07/12/2021	09:00	2	1	20	23	8	1	0	0	0	0	0	0	0	0	0	0	0	0	0	55	30.6	25 to 35	92.7	9	16.4
07/12/2021	10:00	5	2	12	29	5	1	0	0	0	0	0	0	0	0	0	0	0	0	0	54	29.7	25 to 35	85.2	6	11.1
07/12/2021	11:00	2	4	9	23	6	1	0	0	0	0	0	0	0	0	0	0	0	0	0	45	30	25 to 35	84.4	7	15.6
07/12/2021	12:00	3	4	16	15	9	1	0	0	0	0	0	0	0	0	0	0	0	0	0	48	31.7	25 to 35	83.3	10	20.8
07/12/2021	13:00	2	0	8	21	8	2	0	0	0	0	0	0	0	0	0	0	0	0	0	41	32.5	25 to 35	90.2	10	24.4
07/12/2021	14:00	0	0	10	19	8	2	0	0	0	0	0	0	0	0	0	0	0	0	0	39	32.5	25 to 35	94.9	10	25.6
07/12/2021	15:00	4	1	13	23	7	2	0	0	0	0	0	0	0	0	0	0	0	0	0	50	30.7	25 to 35	86.0	9	18.0
07/12/2021	16:00	1	1	8	22	5	2	0	0	0	0	0	0	0	0	0	0	0	0	0	39	31	25 to 35	89.7	7	17.9
07/12/2021	17:00	0	4	14	20	4	1	0	0	0	0	0	0	0	0	0	0	0	0	0	43	29.8	20 to 30	88.4	5	11.6
07/12/2021	18:00	2	2	16	12	3	2	0	0	0	0	0	0	0	0	0	0	0	0	0	37	29.6	25 to 35	83.8	5	13.5
07/12/2021	19:00	0	0	3	8	7	1	0	0	0	0	0	0	0	0	0	0	0	0	0	19	33.6	25 to 35	94.7	8	42.1
07/12/2021	20:00	0	1	5	3	3	0	0	0	0	0	0	0	0	0	0	0	0	0	0	12	31.7	25 to 35	91.7	3	25.0
07/12/2021	21:00	0	0	0	4	1	2	0	0	0	0	0	0	0	0	0	0	0	0	0	7	37.5	30 to 40	100.0	3	42.9
07/12/2021	22:00	0	0	0	1	1	0	0	0	0	0	0	0	0	0	0	0	0	0	0	2	35	25 to 35	100.0	1	50.0
07/12/2021	23:00	0	0	0	1	0	0	0	0	0	0	0	0	0	0	0	0	0	0	0	1	30	20 to 30	100.0	*	*
24 Hr Summary		21	27	163	293	117	27	0	0	0	0	0	0	0	0	0	0	0	0	0	648	32	25 to 35	88.4	144	22.2

Incoming Histogram

Hall Lane leaving the village

Outside number 6

from Tue-Oct-26-2021-10-00-PM to Thu-Jan-13-2022-02-59-PM

Date	Starting Hr:min	<15	15 to <20	20 to <25	25 to <30	30 to <35	35 to <40	40 to <45	45 to <50	50 to <55	55 to <60	60 to <65	65 to <70	70 to <75	75 to <80	80 to <85	85 to <90	90 to <95	95 to <100	100 to >105	Total Counts	85pct Speed	10MPH Pace	% in pace	# of Speeders	% Speeders
08/12/2021	00:00	0	0	0	2	0	0	0	0	0	0	0	0	0	0	0	0	0	0	0	2	30	20 to 30	100.0	*	*
08/12/2021	01:00	0	0	0	0	1	0	0	0	0	0	0	0	0	0	0	0	0	0	0	1	35	25 to 35	100.0	1	100.0
08/12/2021	02:00	0	0	1	0	1	0	0	0	0	0	0	0	0	0	0	0	0	0	0	2	35	25 to 35	100.0	1	50.0
08/12/2021	03:00	0	0	0	0	1	1	0	0	0	0	0	0	0	0	0	0	0	0	0	2	40	30 to 40	100.0	2	100.0
08/12/2021	04:00	0	0	0	0	2	0	0	0	0	0	0	0	0	0	0	0	0	0	0	2	35	25 to 35	100.0	2	100.0
08/12/2021	05:00	0	1	0	4	0	2	0	0	0	0	0	0	0	0	0	0	0	0	0	7	37.5	30 to 40	85.7	2	28.6
08/12/2021	06:00	0	1	0	5	6	2	1	0	0	0	0	0	0	0	0	0	0	0	0	15	37.5	30 to 40	86.7	9	60.0
08/12/2021	07:00	0	2	1	40	19	5	0	0	0	0	0	0	0	0	0	0	0	0	0	67	33.7	30 to 40	95.5	24	35.8
08/12/2021	08:00	2	2	15	33	20	1	1	0	0	0	0	0	0	0	0	0	0	0	0	74	32.8	25 to 35	91.9	22	29.7
08/12/2021	09:00	3	3	4	25	14	5	0	0	0	0	0	0	0	0	0	0	0	0	0	54	33.9	30 to 40	81.5	19	35.2
08/12/2021	10:00	0	5	9	28	11	1	0	0	0	0	0	0	0	0	0	0	0	0	0	54	31.8	25 to 35	88.9	12	22.2
08/12/2021	11:00	0	1	5	25	11	0	0	0	0	0	0	0	0	0	0	0	0	0	0	42	32.3	25 to 35	97.6	11	26.2
08/12/2021	12:00	2	3	12	11	6	1	0	0	0	0	0	0	0	0	0	0	0	0	0	35	31.7	25 to 35	82.9	7	20.0
08/12/2021	13:00	0	1	5	23	14	1	0	0	0	0	0	0	0	0	0	0	0	0	0	44	32.9	25 to 35	95.5	15	34.1
08/12/2021	14:00	1	0	13	25	11	1	0	0	0	0	0	0	0	0	0	0	0	0	0	51	31.8	25 to 35	96.1	12	23.5
08/12/2021	15:00	0	4	9	21	9	2	0	1	0	0	0	0	0	0	0	0	0	0	0	46	32.8	25 to 35	84.8	12	26.1
08/12/2021	16:00	0	1	6	30	7	4	0	0	0	0	0	0	0	0	0	0	0	0	0	48	32.9	25 to 35	89.6	11	22.9
08/12/2021	17:00	1	6	8	24	9	4	0	0	0	0	0	0	0	0	0	0	0	0	0	52	32.8	25 to 35	78.8	13	25.0
08/12/2021	18:00	0	3	5	23	8	3	1	0	0	0	0	0	0	0	0	0	0	0	0	43	33.8	25 to 35	83.7	12	27.9
08/12/2021	19:00	0	0	4	10	6	0	1	0	0	0	0	0	0	0	0	0	0	0	0	21	33.3	25 to 35	95.2	7	33.3
08/12/2021	20:00	0	0	1	3	5	2	0	0	0	0	0	0	0	0	0	0	0	0	0	11	35	30 to 40	90.9	7	63.6
08/12/2021	21:00	0	0	0	3	4	1	0	0	0	0	0	0	0	0	0	0	0	0	0	8	35	30 to 40	100.0	5	62.5
08/12/2021	22:00	0	0	0	2	1	0	0	1	0	0	0	0	0	0	0	0	0	0	0	4	35	25 to 35	75.0	2	50.0
08/12/2021	23:00	0	0	0	0	1	0	0	0	0	0	0	0	0	0	0	0	0	0	0	1	35	25 to 35	100.0	1	100.0
24 Hr Summary		9	33	98	337	167	36	4	2	0	0	0	0	0	0	0	0	0	0	0	686	33.2	25 to 35	87.8	209	30.5

Incoming Histogram
Hall Lane leaving the village
Outside number 6

from Tue-Oct-26-2021-10-00-PM to Thu-Jan-13-2022-02-59-PM

Date	Starting Hr:min	<15	15 to <20	20 to <25	25 to <30	30 to <35	35 to <40	40 to <45	45 to <50	50 to <55	55 to <60	60 to <65	65 to <70	70 to <75	75 to <80	80 to <85	85 to <90	90 to <95	95 to <100	100 to >105	Total Counts	85pct Speed	10MPH Pace	% in pace	# of Speeders	% Speeders
09/12/2021	00:00	0	0	0	1	0	0	0	0	0	0	0	0	0	0	0	0	0	0	0	1	30	20 to 30	100.0	*	*
09/12/2021	01:00	0	0	0	0	1	0	0	0	0	0	0	0	0	0	0	0	0	0	0	1	35	25 to 35	100.0	1	100.0
09/12/2021	02:00	0	0	0	0	0	0	0	0	0	0	0	0	0	0	0	0	0	0	0	0	0	*	*	*	*
09/12/2021	03:00	0	0	0	0	0	1	0	0	0	0	0	0	0	0	0	0	0	0	0	1	40	30 to 40	100.0	1	100.0
09/12/2021	04:00	0	0	0	0	2	1	0	0	0	0	0	0	0	0	0	0	0	0	0	3	40	30 to 40	100.0	3	100.0
09/12/2021	05:00	0	0	1	1	0	1	1	0	0	0	0	0	0	0	0	0	0	0	0	4	40	20 to 30	50.0	2	50.0
09/12/2021	06:00	0	0	0	5	6	1	1	1	0	0	0	0	0	0	0	0	0	0	0	14	40	30 to 40	85.7	9	64.3
09/12/2021	07:00	1	1	7	29	14	3	0	0	0	0	0	0	0	0	0	0	0	0	0	55	33.2	25 to 35	90.9	17	30.9
09/12/2021	08:00	0	3	6	24	18	4	0	0	0	0	0	0	0	0	0	0	0	0	0	55	33.9	25 to 35	87.3	22	40.0
09/12/2021	09:00	0	2	14	22	15	2	0	0	0	0	0	0	0	0	0	0	0	0	0	55	33	25 to 35	92.7	17	30.9
09/12/2021	10:00	3	7	14	15	8	0	0	0	0	0	0	0	0	0	0	0	0	0	0	47	30.6	25 to 35	78.7	8	17.0
09/12/2021	11:00	0	7	9	22	9	3	1	0	0	0	0	0	0	0	0	0	0	0	0	51	32.8	25 to 35	78.4	13	25.5
09/12/2021	12:00	0	1	5	26	6	3	0	0	0	0	0	0	0	0	0	0	0	0	0	41	32.5	25 to 35	90.2	9	22.0
09/12/2021	13:00	0	1	4	22	15	1	0	0	0	0	0	0	0	0	0	0	0	0	0	43	33.3	25 to 35	95.3	16	37.2
09/12/2021	14:00	1	1	9	28	14	5	0	0	0	0	0	0	0	0	0	0	0	0	0	58	33.6	25 to 35	87.9	19	32.8
09/12/2021	15:00	3	3	11	24	14	1	0	0	0	0	0	0	0	0	0	0	0	0	0	56	32.5	25 to 35	87.5	15	26.8
09/12/2021	16:00	3	3	6	28	10	2	0	0	0	0	0	0	0	0	0	0	0	0	0	52	32	25 to 35	84.6	12	23.1
09/12/2021	17:00	1	2	11	30	9	3	0	0	0	0	0	0	0	0	0	0	0	0	0	56	32.2	25 to 35	89.3	12	21.4
09/12/2021	18:00	0	1	6	14	8	3	0	0	0	0	0	0	0	0	0	0	0	0	0	32	33.8	25 to 35	87.5	11	34.4
09/12/2021	19:00	0	4	5	7	2	0	0	0	0	0	0	0	0	0	0	0	0	0	0	18	29.3	20 to 30	88.9	2	11.1
09/12/2021	20:00	1	1	1	5	1	0	0	0	0	0	0	0	0	0	0	0	0	0	0	9	30	20 to 30	77.8	1	11.1
09/12/2021	21:00	2	6	10	7	2	0	1	0	0	0	0	0	0	0	0	0	0	0	0	28	29.3	20 to 30	82.1	3	10.7
09/12/2021	22:00	0	1	1	1	3	0	0	0	0	0	0	0	0	0	0	0	0	0	0	6	33.3	25 to 35	83.3	3	50.0
09/12/2021	23:00	0	0	0	0	0	1	0	0	0	0	0	0	0	0	0	0	0	0	0	1	40	30 to 40	100.0	1	100.0
24 Hr Summary		15	44	120	311	157	35	4	1	0	0	0	0	0	0	0	0	0	0	0	687	33	25 to 35	85.6	197	28.7

Incoming Histogram
Hall Lane leaving the village
Outside number 6

from Tue-Oct-26-2021-10-00-PM to Thu-Jan-13-2022-02-59-PM

Date	Starting Hr:min	<15	15 to <20	20 to <25	25 to <30	30 to <35	35 to <40	40 to <45	45 to <50	50 to <55	55 to <60	60 to <65	65 to <70	70 to <75	75 to <80	80 to <85	85 to <90	90 to <95	95 to <100	100 to >105	Total Counts	85pct Speed	10MPH Pace	% in pace	# of Speeders	% Speeders
10/12/2021	00:00	0	0	0	1	0	0	0	0	0	0	0	0	0	0	0	0	0	0	0	1	30	20 to 30	100.0	*	*
10/12/2021	01:00	0	0	0	0	1	1	0	0	0	0	0	0	0	0	0	0	0	0	0	2	40	30 to 40	100.0	2	100.0
10/12/2021	02:00	0	0	0	0	0	0	0	0	0	0	0	0	0	0	0	0	0	0	0	0	0	*	*	*	*
10/12/2021	03:00	0	0	0	0	0	0	0	0	0	0	0	0	0	0	0	0	0	0	0	0	0	*	*	*	*
10/12/2021	04:00	0	0	0	1	1	0	1	0	0	0	0	0	0	0	0	0	0	0	0	3	45	25 to 35	66.7	2	66.7
10/12/2021	05:00	0	1	0	1	2	1	0	0	0	0	0	0	0	0	0	0	0	0	0	5	35	30 to 40	80.0	3	60.0
10/12/2021	06:00	0	0	1	4	5	2	0	0	0	0	0	0	0	0	0	0	0	0	0	12	35	30 to 40	91.7	7	58.3
10/12/2021	07:00	1	1	7	27	15	3	0	0	0	0	0	0	0	0	0	0	0	0	0	54	33.3	25 to 35	90.7	18	33.3
10/12/2021	08:00	1	2	10	45	19	3	1	0	0	0	0	0	0	0	0	0	0	0	0	81	32.9	25 to 35	91.4	23	28.4
10/12/2021	09:00	1	2	9	27	7	2	0	0	0	0	0	0	0	0	0	0	0	0	0	48	31.4	25 to 35	89.6	9	18.8
10/12/2021	10:00	1	1	8	25	15	2	0	0	0	0	0	0	0	0	0	0	0	0	0	52	33	25 to 35	92.3	17	32.7
10/12/2021	11:00	1	1	7	25	11	0	0	0	0	0	0	0	0	0	0	0	0	0	0	45	31.8	25 to 35	95.6	11	24.4
10/12/2021	12:00	1	0	6	30	8	0	0	0	0	0	0	0	0	0	0	0	0	0	0	45	30.6	25 to 35	97.8	8	17.8
10/12/2021	13:00	4	1	2	22	11	1	1	0	0	0	0	0	0	0	0	0	0	0	0	42	33.2	25 to 35	83.3	13	31.0
10/12/2021	14:00	1	0	5	21	21	4	1	0	0	0	0	0	0	0	0	0	0	0	0	53	34.3	25 to 35	88.7	26	49.1
10/12/2021	15:00	1	4	10	26	17	3	1	0	0	0	0	0	0	0	0	0	0	0	0	62	33.5	25 to 35	85.5	21	33.9
10/12/2021	16:00	0	2	9	32	13	0	1	0	0	0	0	0	0	0	0	0	0	0	0	57	31.9	25 to 35	94.7	14	24.6
10/12/2021	17:00	0	1	7	15	15	3	1	0	0	0	0	0	0	0	0	0	0	0	0	42	34.3	25 to 35	88.1	19	45.2
10/12/2021	18:00	0	0	2	15	20	4	0	0	0	0	0	0	0	0	0	0	0	0	0	41	34.5	30 to 40	95.1	24	58.5
10/12/2021	19:00	0	0	4	11	14	1	1	0	0	0	0	0	0	0	0	0	0	0	0	31	33.9	25 to 35	93.5	16	51.6
10/12/2021	20:00	0	1	3	11	5	0	0	0	0	0	0	0	0	0	0	0	0	0	0	20	32	25 to 35	95.0	5	25.0
10/12/2021	21:00	0	0	0	7	3	0	0	0	0	0	0	0	0	0	0	0	0	0	0	10	31.7	25 to 35	100.0	3	30.0
10/12/2021	22:00	0	0	0	3	5	0	0	0	0	0	0	0	0	0	0	0	0	0	0	8	34	25 to 35	100.0	5	62.5
10/12/2021	23:00	0	1	0	3	1	2	0	0	0	0	0	0	0	0	0	0	0	0	0	7	37.5	30 to 40	85.7	3	42.9
24 Hr Summary		12	18	90	352	209	32	8	0	0	0	0	0	0	0	0	0	0	0	0	721	33.4	25 to 35	90.3	249	34.5

Incoming Histogram
Hall Lane leaving the village
Outside number 6

from Tue-Oct-26-2021-10-00-PM to Thu-Jan-13-2022-02-59-PM

Date	Starting Hr:min	<15	15 to <20	20 to <25	25 to <30	30 to <35	35 to <40	40 to <45	45 to <50	50 to <55	55 to <60	60 to <65	65 to <70	70 to <75	75 to <80	80 to <85	85 to <90	90 to <95	95 to <100	100 to >105	Total Counts	85pct Speed	10MPH Pace	% in pace	# of Speeders	% Speeders
11/12/2021	00:00	1	0	0	0	3	0	0	0	0	0	0	0	0	0	0	0	0	0	0	4	33.3	25 to 35	75.0	3	75.0
11/12/2021	01:00	0	0	0	1	2	0	0	0	0	0	0	0	0	0	0	0	0	0	0	3	35	25 to 35	100.0	2	66.7
11/12/2021	02:00	0	0	0	0	1	0	0	0	0	0	0	0	0	0	0	0	0	0	0	1	35	25 to 35	100.0	1	100.0
11/12/2021	03:00	0	0	0	0	0	0	0	0	0	0	0	0	0	0	0	0	0	0	0	0	0	*	*	*	*
11/12/2021	04:00	0	0	0	0	2	0	0	0	0	0	0	0	0	0	0	0	0	0	0	2	35	25 to 35	100.0	2	100.0
11/12/2021	05:00	0	0	0	0	1	0	0	0	0	0	0	0	0	0	0	0	0	0	0	1	35	25 to 35	100.0	1	100.0
11/12/2021	06:00	0	0	0	6	2	1	0	0	0	0	0	0	0	0	0	0	0	0	0	9	35	30 to 40	100.0	3	33.3
11/12/2021	07:00	0	0	2	8	4	1	0	0	0	0	0	0	0	0	0	0	0	0	0	15	33.8	25 to 35	93.3	5	33.3
11/12/2021	08:00	1	0	7	14	9	3	0	0	0	0	0	0	0	0	0	0	0	0	0	34	33.9	25 to 35	88.2	12	35.3
11/12/2021	09:00	0	3	5	28	16	1	0	0	0	0	0	0	0	0	0	0	0	0	0	53	32.8	25 to 35	92.5	17	32.1
11/12/2021	10:00	0	4	10	24	10	3	1	0	0	0	0	0	0	0	0	0	0	0	0	52	33	25 to 35	84.6	14	26.9
11/12/2021	11:00	1	3	12	28	13	1	0	0	0	0	0	0	0	0	0	0	0	0	0	58	31.9	25 to 35	91.4	14	24.1
11/12/2021	12:00	2	1	6	26	15	0	0	0	0	0	0	0	0	0	0	0	0	0	0	50	32.3	25 to 35	94.0	15	30.0
11/12/2021	13:00	0	3	4	23	12	1	0	0	0	0	0	0	0	0	0	0	0	0	0	43	32.9	25 to 35	90.7	13	30.2
11/12/2021	14:00	1	2	4	27	9	1	0	0	0	0	0	0	0	0	0	0	0	0	0	44	31.7	25 to 35	90.9	10	22.7
11/12/2021	15:00	2	4	9	31	10	0	0	0	1	0	0	0	0	0	0	0	0	0	0	57	31	25 to 35	87.7	11	19.3
11/12/2021	16:00	0	0	9	23	8	1	0	0	0	0	0	0	0	0	0	0	0	0	0	41	31.9	25 to 35	97.6	9	22.0
11/12/2021	17:00	0	0	4	16	12	0	3	0	0	0	0	0	0	0	0	0	0	0	0	35	34.2	25 to 35	91.4	15	42.9
11/12/2021	18:00	0	0	2	16	5	1	0	0	0	0	0	0	0	0	0	0	0	0	0	24	32	25 to 35	95.8	6	25.0
11/12/2021	19:00	0	0	0	11	1	1	0	0	0	0	0	0	0	0	0	0	0	0	0	13	30	30 to 40	100.0	2	15.4
11/12/2021	20:00	0	0	2	3	6	0	0	0	0	0	0	0	0	0	0	0	0	0	0	11	33.3	25 to 35	100.0	6	54.5
11/12/2021	21:00	1	1	0	4	1	0	0	0	0	0	0	0	0	0	0	0	0	0	0	7	30	20 to 30	71.4	1	14.3
11/12/2021	22:00	0	1	1	2	5	1	0	0	0	0	0	0	0	0	0	0	0	0	0	10	34	25 to 35	80.0	6	60.0
11/12/2021	23:00	0	0	1	0	1	1	0	0	0	0	0	0	0	0	0	0	0	0	0	3	40	25 to 35	66.7	2	66.7
24 Hr Summary		9	22	78	291	148	17	4	0	1	0	0	0	0	0	0	0	0	0	0	570	32.8	25 to 35	90.7	170	29.8

Incoming Histogram

Hall Lane leaving the village

Outside number 6

from Tue-Oct-26-2021-10-00-PM to Thu-Jan-13-2022-02-59-PM

Date	Starting Hr:min	<15	15 to <20	20 to <25	25 to <30	30 to <35	35 to <40	40 to <45	45 to <50	50 to <55	55 to <60	60 to <65	65 to <70	70 to <75	75 to <80	80 to <85	85 to <90	90 to <95	95 to <100	100 to >105	Total Counts	85pct Speed	10MPH Pace	% in pace	# of Speeders	% Speeders
12/12/2021	00:00	0	0	2	1	0	0	0	0	0	0	0	0	0	0	0	0	0	0	0	3	30	20 to 30	100.0	*	*
12/12/2021	01:00	0	0	0	1	1	0	0	0	0	0	0	0	0	0	0	0	0	0	0	2	35	25 to 35	100.0	1	50.0
12/12/2021	02:00	0	0	0	2	1	0	0	0	0	0	0	0	0	0	0	0	0	0	0	3	35	25 to 35	100.0	1	33.3
12/12/2021	03:00	0	0	0	0	1	0	0	0	0	0	0	0	0	0	0	0	0	0	0	1	35	25 to 35	100.0	1	100.0
12/12/2021	04:00	0	0	0	0	1	0	0	0	0	0	0	0	0	0	0	0	0	0	0	1	35	25 to 35	100.0	1	100.0
12/12/2021	05:00	0	0	0	0	1	1	0	0	0	0	0	0	0	0	0	0	0	0	0	2	40	30 to 40	100.0	2	100.0
12/12/2021	06:00	0	1	0	2	2	1	0	0	0	0	0	0	0	0	0	0	0	0	0	6	35	30 to 40	83.3	3	50.0
12/12/2021	07:00	0	0	1	1	1	0	0	0	0	0	0	0	0	0	0	0	0	0	0	3	35	25 to 35	100.0	1	33.3
12/12/2021	08:00	0	0	0	6	4	1	0	0	0	0	0	0	0	0	0	0	0	0	0	11	33.8	30 to 40	100.0	5	45.5
12/12/2021	09:00	2	0	3	18	10	0	0	0	0	0	0	0	0	0	0	0	0	0	0	33	32.5	25 to 35	93.9	10	30.3
12/12/2021	10:00	0	1	7	23	11	2	0	0	0	0	0	0	0	0	0	0	0	0	0	44	32.7	25 to 35	93.2	13	29.5
12/12/2021	11:00	0	4	3	30	13	3	0	0	0	0	0	0	0	0	0	0	0	0	0	53	33.1	25 to 35	86.8	16	30.2
12/12/2021	12:00	0	2	7	17	13	5	1	0	0	0	0	0	0	0	0	0	0	0	0	45	34.6	25 to 35	82.2	19	42.2
12/12/2021	13:00	1	1	5	9	8	0	0	0	0	0	0	0	0	0	0	0	0	0	0	24	32.5	25 to 35	91.7	8	33.3
12/12/2021	14:00	0	1	10	19	13	1	0	0	0	0	0	0	0	0	0	0	0	0	0	44	32.7	25 to 35	95.5	14	31.8
12/12/2021	15:00	2	2	7	20	13	1	0	0	0	0	0	0	0	0	0	0	0	0	0	45	32.7	25 to 35	88.9	14	31.1
12/12/2021	16:00	0	3	11	16	3	0	0	0	0	0	0	0	0	0	0	0	0	0	0	33	29.4	20 to 30	90.9	3	9.1
12/12/2021	17:00	0	0	6	4	8	1	0	0	0	0	0	0	0	0	0	0	0	0	0	19	33.8	25 to 35	94.7	9	47.4
12/12/2021	18:00	2	1	6	11	3	1	0	0	0	0	0	0	0	0	0	0	0	0	0	24	30	25 to 35	83.3	4	16.7
12/12/2021	19:00	0	0	0	7	4	2	0	1	0	0	0	0	0	0	0	0	0	0	0	14	37.5	30 to 40	92.9	7	50.0
12/12/2021	20:00	1	0	0	3	1	0	0	0	0	0	0	0	0	0	0	0	0	0	0	5	30	25 to 35	80.0	1	20.0
12/12/2021	21:00	1	0	0	2	2	1	0	0	0	0	0	0	0	0	0	0	0	0	0	6	35	30 to 40	83.3	3	50.0
12/12/2021	22:00	0	0	0	3	0	1	0	0	0	0	0	0	0	0	0	0	0	0	0	4	30	30 to 40	100.0	1	25.0
12/12/2021	23:00	0	0	0	2	1	0	0	0	0	0	0	0	0	0	0	0	0	0	0	3	35	25 to 35	100.0	1	33.3
24 Hr Summary		9	16	68	197	115	21	1	1	0	0	0	0	0	0	0	0	0	0	0	428	33.2	25 to 35	88.8	138	32.2

Incoming Histogram

Hall Lane leaving the village

Outside number 6

from Tue-Oct-26-2021-10-00-PM to Thu-Jan-13-2022-02-59-PM

Date	Starting Hr:min	<15	15 to <20	20 to <25	25 to <30	30 to <35	35 to <40	40 to <45	45 to <50	50 to <55	55 to <60	60 to <65	65 to <70	70 to <75	75 to <80	80 to <85	85 to <90	90 to <95	95 to <100	100 to >105	Total Counts	85pct Speed	10MPH Pace	% in pace	# of Speeders	% Speeders	
13/12/2021	00:00	0	0	0	0	0	0	0	0	0	0	0	0	0	0	0	0	0	0	0	0	0	*	*	*	*	
13/12/2021	01:00	0	0	0	0	0	0	0	0	0	0	0	0	0	0	0	0	0	0	0	0	0	*	*	*	*	
13/12/2021	02:00	0	0	0	0	0	0	0	0	0	0	0	0	0	0	0	0	0	0	0	0	0	*	*	*	*	
13/12/2021	03:00	0	0	0	0	2	1	0	0	0	0	0	0	0	0	0	0	0	0	0	0	3	40	30 to 40	100.0	3	100.0
13/12/2021	04:00	0	0	0	0	2	1	0	0	0	0	0	0	0	0	0	0	0	0	0	0	3	40	30 to 40	100.0	3	100.0
13/12/2021	05:00	0	1	0	2	1	0	0	0	0	0	0	0	0	0	0	0	0	0	0	0	4	30	20 to 30	75.0	1	25.0
13/12/2021	06:00	0	1	1	8	7	6	0	1	0	0	0	0	0	0	0	0	0	0	0	0	24	37.5	30 to 40	87.5	14	58.3
13/12/2021	07:00	1	0	8	35	10	3	1	0	0	0	0	0	0	0	0	0	0	0	0	0	58	32.5	25 to 35	91.4	14	24.1
13/12/2021	08:00	0	2	9	33	17	2	1	0	0	0	0	0	0	0	0	0	0	0	0	0	64	32.9	25 to 35	92.2	20	31.3
13/12/2021	09:00	0	0	12	24	8	1	0	0	0	0	0	0	0	0	0	0	0	0	0	0	45	31.2	25 to 35	97.8	9	20.0
13/12/2021	10:00	3	2	10	20	9	1	0	0	0	0	0	0	0	0	0	0	0	0	0	0	45	31.7	25 to 35	86.7	10	22.2
13/12/2021	11:00	1	1	8	18	17	0	0	0	0	0	0	0	0	0	0	0	0	0	0	0	45	32.9	25 to 35	95.6	17	37.8
13/12/2021	12:00	0	2	11	22	9	1	0	0	0	0	0	0	0	0	0	0	0	0	0	0	45	31.7	25 to 35	93.3	10	22.2
13/12/2021	13:00	0	6	2	18	13	0	0	0	0	0	0	0	0	0	0	0	0	0	0	0	39	32.7	25 to 35	84.6	13	33.3
13/12/2021	14:00	3	0	8	25	5	4	0	0	0	0	0	0	0	0	0	0	0	0	0	0	45	32	25 to 35	84.4	9	20.0
13/12/2021	15:00	1	0	9	29	11	1	0	0	0	0	0	0	0	0	0	0	0	0	0	0	51	31.8	25 to 35	96.1	12	23.5
13/12/2021	16:00	0	0	13	26	5	0	0	0	0	0	0	0	0	0	0	0	0	0	0	0	44	29.6	25 to 35	100.0	5	11.4
13/12/2021	17:00	3	1	6	19	15	1	0	0	0	0	0	0	0	0	0	0	0	0	0	0	45	33	25 to 35	88.9	16	35.6
13/12/2021	18:00	2	1	7	9	3	2	0	0	0	0	0	0	0	0	0	0	0	0	0	0	24	31.7	25 to 35	79.2	5	20.8
13/12/2021	19:00	0	2	4	5	1	1	0	0	0	0	0	0	0	0	0	0	0	0	0	0	13	30	20 to 30	84.6	2	15.4
13/12/2021	20:00	0	0	1	1	3	0	0	0	0	0	0	0	0	0	0	0	0	0	0	0	5	33.3	25 to 35	100.0	3	60.0
13/12/2021	21:00	0	0	2	6	1	0	0	0	0	0	0	0	0	0	0	0	0	0	0	0	9	30	25 to 35	100.0	1	11.1
13/12/2021	22:00	0	0	3	3	2	2	0	0	1	0	0	0	0	0	0	0	0	0	0	0	11	37.5	25 to 35	72.7	5	45.5
13/12/2021	23:00	0	2	1	0	0	0	0	0	0	0	0	0	0	0	0	0	0	0	0	0	3	25	15 to 25	100.0	*	*
24 Hr Summary		14	21	115	303	141	27	2	1	1	0	0	0	0	0	0	0	0	0	0	0	625	32.8	25 to 35	89.4	172	27.5

Incoming Histogram
Hall Lane leaving the village
Outside number 6
from Tue-Oct-26-2021-10-00-PM to Thu-Jan-13-2022-02-59-PM

Date	Starting Hr:min	<15	15 to <20	20 to <25	25 to <30	30 to <35	35 to <40	40 to <45	45 to <50	50 to <55	55 to <60	60 to <65	65 to <70	70 to <75	75 to <80	80 to <85	85 to <90	90 to <95	95 to <100	100 to >105	Total Counts	85pct Speed	10MPH Pace	% in pace	# of Speeders	% Speeders
14/12/2021	00:00	0	0	0	0	0	0	0	0	0	0	0	0	0	0	0	0	0	0	0	0	0	*	*	*	*
14/12/2021	01:00	0	0	0	0	0	0	0	0	0	0	0	0	0	0	0	0	0	0	0	0	0	*	*	*	*
14/12/2021	02:00	0	0	0	0	0	0	0	0	0	0	0	0	0	0	0	0	0	0	0	0	0	*	*	*	*
14/12/2021	03:00	0	0	0	0	0	0	0	0	0	0	0	0	0	0	0	0	0	0	0	0	0	*	*	*	*
14/12/2021	04:00	0	0	0	0	1	1	0	0	0	0	0	0	0	0	0	0	0	0	0	2	40	30 to 40	100.0	2	100.0
14/12/2021	05:00	0	0	1	3	1	1	0	0	0	0	0	0	0	0	0	0	0	0	0	6	35	25 to 35	83.3	2	33.3
14/12/2021	06:00	0	0	2	8	12	5	1	0	1	0	0	0	0	0	0	0	0	0	0	29	38	30 to 40	86.2	19	65.5
14/12/2021	07:00	0	2	2	27	17	3	0	0	0	0	0	0	0	0	0	0	0	0	0	51	33.5	30 to 40	92.2	20	39.2
14/12/2021	08:00	2	2	9	30	14	3	0	0	0	0	0	0	0	0	0	0	0	0	0	60	32.9	25 to 35	88.3	17	28.3
14/12/2021	09:00	0	1	8	34	10	1	0	0	0	0	0	0	0	0	0	0	0	0	0	54	31.5	25 to 35	96.3	11	20.4
14/12/2021	10:00	1	6	10	25	8	0	0	0	0	0	0	0	0	0	0	0	0	0	0	50	30	25 to 35	86.0	8	16.0
14/12/2021	11:00	3	3	8	23	9	0	1	0	0	0	0	0	0	0	0	0	0	0	0	47	31.7	25 to 35	85.1	10	21.3
14/12/2021	12:00	2	4	9	19	12	2	1	0	0	0	0	0	0	0	0	0	0	0	0	49	33.3	25 to 35	81.6	15	30.6
14/12/2021	13:00	0	0	4	21	10	3	0	0	0	0	0	0	0	0	0	0	0	0	0	38	33.5	25 to 35	92.1	13	34.2
14/12/2021	14:00	2	1	11	31	14	3	0	0	0	0	0	0	0	0	0	0	0	0	0	62	32.9	25 to 35	90.3	17	27.4
14/12/2021	15:00	1	4	7	23	17	1	0	0	0	0	0	0	0	0	0	0	0	0	0	53	32.9	25 to 35	88.7	18	34.0
14/12/2021	16:00	0	6	9	35	7	1	0	0	0	0	0	0	0	0	0	0	0	0	0	58	29.9	25 to 35	87.9	8	13.8
14/12/2021	17:00	0	1	11	25	14	2	0	0	0	0	0	0	0	0	0	0	0	0	0	53	32.9	25 to 35	94.3	16	30.2
14/12/2021	18:00	2	1	9	22	8	0	0	0	1	0	0	0	0	0	0	0	0	0	0	43	31.9	25 to 35	90.7	9	20.9
14/12/2021	19:00	0	0	4	9	12	2	1	0	0	0	0	0	0	0	0	0	0	0	0	28	34.6	25 to 35	89.3	15	53.6
14/12/2021	20:00	1	1	2	1	0	1	0	0	0	0	0	0	0	0	0	0	0	0	0	6	30	15 to 25	66.7	1	16.7
14/12/2021	21:00	1	0	1	5	1	1	0	0	0	0	0	0	0	0	0	0	0	0	0	9	35	25 to 35	77.8	2	22.2
14/12/2021	22:00	0	0	0	2	3	2	0	1	0	0	0	0	0	0	0	0	0	0	0	8	40	30 to 40	87.5	6	75.0
14/12/2021	23:00	0	0	0	4	1	0	0	0	0	0	0	0	0	0	0	0	0	0	0	5	30	25 to 35	100.0	1	20.0
24 Hr Summary		15	32	107	347	171	32	4	1	2	0	0	0	0	0	0	0	0	0	0	711	33	25 to 35	87.9	210	29.5

Incoming Histogram
Hall Lane leaving the village
Outside number 6

from Tue-Oct-26-2021-10-00-PM to Thu-Jan-13-2022-02-59-PM

Date	Starting Hr:min	<15	15 to <20	20 to <25	25 to <30	30 to <35	35 to <40	40 to <45	45 to <50	50 to <55	55 to <60	60 to <65	65 to <70	70 to <75	75 to <80	80 to <85	85 to <90	90 to <95	95 to <100	100 to >105	Total Counts	85pct Speed	10MPH Pace	% in pace	# of Speeders	% Speeders
15/12/2021	00:00	0	0	0	0	0	0	0	0	0	0	0	0	0	0	0	0	0	0	0	0	0	*	*	*	*
15/12/2021	01:00	0	0	0	0	0	1	1	0	0	0	0	0	0	0	0	0	0	0	0	2	45	35 to 45	100.0	2	100.0
15/12/2021	02:00	0	0	0	1	1	0	0	0	0	0	0	0	0	0	0	0	0	0	0	2	35	25 to 35	100.0	1	50.0
15/12/2021	03:00	0	0	0	0	0	0	0	0	0	0	0	0	0	0	0	0	0	0	0	0	0	*	*	*	*
15/12/2021	04:00	0	0	0	0	2	1	0	0	0	0	0	0	0	0	0	0	0	0	0	3	40	30 to 40	100.0	3	100.0
15/12/2021	05:00	0	1	0	2	6	2	0	0	0	0	0	0	0	0	0	0	0	0	0	11	35	30 to 40	90.9	8	72.7
15/12/2021	06:00	3	0	3	8	8	6	0	0	0	0	0	0	0	0	0	0	0	0	0	28	36.7	30 to 40	78.6	14	50.0
15/12/2021	07:00	0	0	5	34	18	1	0	0	0	0	0	0	0	0	0	0	0	0	0	58	32.8	25 to 35	98.3	19	32.8
15/12/2021	08:00	1	2	7	40	13	5	0	0	0	0	0	0	0	0	0	0	0	0	0	68	33.1	25 to 35	88.2	18	26.5
15/12/2021	09:00	2	2	7	24	18	0	0	0	0	0	0	0	0	0	0	0	0	0	0	53	32.8	25 to 35	92.5	18	34.0
15/12/2021	10:00	0	6	15	31	6	1	1	0	0	0	0	0	0	0	0	0	0	0	0	60	29.8	20 to 30	86.7	8	13.3
15/12/2021	11:00	3	1	12	18	5	0	0	0	0	0	0	0	0	0	0	0	0	0	0	39	29.7	25 to 35	89.7	5	12.8
15/12/2021	12:00	3	10	6	29	4	1	0	0	0	0	0	0	0	0	0	0	0	0	0	53	29.5	20 to 30	84.9	5	9.4
15/12/2021	13:00	2	1	5	18	9	1	0	0	0	0	0	0	0	0	0	0	0	0	0	36	32.8	25 to 35	88.9	10	27.8
15/12/2021	14:00	1	2	6	21	17	5	0	0	0	0	0	0	0	0	0	0	0	0	0	52	34.1	25 to 35	84.6	22	42.3
15/12/2021	15:00	2	1	7	20	14	0	0	0	0	0	0	0	0	0	0	0	0	0	0	44	32.5	25 to 35	93.2	14	31.8
15/12/2021	16:00	2	3	11	20	13	1	0	0	0	0	0	0	0	0	0	0	0	0	0	50	32.3	25 to 35	88.0	14	28.0
15/12/2021	17:00	1	3	11	25	12	4	0	0	0	0	0	0	0	0	0	0	0	0	0	56	33.3	25 to 35	85.7	16	28.6
15/12/2021	18:00	0	1	6	28	12	2	0	0	0	0	0	0	0	0	0	0	0	0	0	49	32.9	25 to 35	93.9	14	28.6
15/12/2021	19:00	0	1	9	6	5	2	0	0	0	0	0	0	0	0	0	0	0	0	0	23	34	25 to 35	87.0	7	30.4
15/12/2021	20:00	0	0	4	3	1	0	0	1	0	0	0	0	0	0	0	0	0	0	0	9	35	25 to 35	88.9	2	22.2
15/12/2021	21:00	0	0	1	6	1	2	0	0	0	0	0	0	0	0	0	0	0	0	0	10	35	30 to 40	90.0	3	30.0
15/12/2021	22:00	0	0	1	4	5	1	1	0	0	0	0	0	0	0	0	0	0	0	0	12	35	25 to 35	83.3	7	58.3
15/12/2021	23:00	0	0	0	1	1	0	0	0	0	0	0	0	0	0	0	0	0	0	0	2	35	25 to 35	100.0	1	50.0
24 Hr Summary		20	34	116	339	171	36	3	1	0	0	0	0	0	0	0	0	0	0	0	720	33	25 to 35	86.9	211	29.3

Incoming Histogram

Hall Lane leaving the village

Outside number 6

from Tue-Oct-26-2021-10-00-PM to Thu-Jan-13-2022-02-59-PM

Date	Starting Hr:min	<15	15 to <20	20 to <25	25 to <30	30 to <35	35 to <40	40 to <45	45 to <50	50 to <55	55 to <60	60 to <65	65 to <70	70 to <75	75 to <80	80 to <85	85 to <90	90 to <95	95 to <100	100 to >105	Total Counts	85pct Speed	10MPH Pace	% in pace	# of Speeders	% Speeders
16/12/2021	00:00	0	0	0	0	0	0	0	0	0	0	0	0	0	0	0	0	0	0	0	0	0	*	*	*	*
16/12/2021	01:00	0	0	0	0	0	0	0	0	0	0	0	0	0	0	0	0	0	0	0	0	0	*	*	*	*
16/12/2021	02:00	0	0	1	0	2	0	0	0	0	0	0	0	0	0	0	0	0	0	0	3	35	25 to 35	100.0	2	66.7
16/12/2021	03:00	0	0	0	0	1	1	0	0	0	0	0	0	0	0	0	0	0	0	0	2	40	30 to 40	100.0	2	100.0
16/12/2021	04:00	0	0	0	0	2	1	0	0	0	0	0	0	0	0	0	0	0	0	0	3	40	30 to 40	100.0	3	100.0
16/12/2021	05:00	0	0	1	2	4	1	0	0	0	0	0	0	0	0	0	0	0	0	0	8	35	25 to 35	87.5	5	62.5
16/12/2021	06:00	1	0	3	7	6	7	1	1	0	0	0	0	0	0	0	0	0	0	0	26	38.6	30 to 40	76.9	15	57.7
16/12/2021	07:00	1	2	5	26	16	2	0	0	0	0	0	0	0	0	0	0	0	0	0	52	33.1	25 to 35	90.4	18	34.6
16/12/2021	08:00	1	2	14	28	10	6	0	0	0	0	0	0	0	0	0	0	0	0	0	61	33.5	25 to 35	85.2	16	26.2
16/12/2021	09:00	0	4	15	29	8	0	0	0	0	0	0	0	0	0	0	0	0	0	0	56	30	25 to 35	92.9	8	14.3
16/12/2021	10:00	3	2	11	30	12	1	0	0	0	0	0	0	0	0	0	0	0	0	0	59	31.7	25 to 35	89.8	13	22.0
16/12/2021	11:00	1	1	7	22	15	4	1	0	0	0	0	0	0	0	0	0	0	0	0	51	34	25 to 35	86.3	20	39.2
16/12/2021	12:00	0	1	3	17	13	0	0	0	0	0	0	0	0	0	0	0	0	0	0	34	33.1	25 to 35	97.1	13	38.2
16/12/2021	13:00	0	0	4	23	6	2	0	0	0	0	0	0	0	0	0	0	0	0	0	35	32.5	25 to 35	94.3	8	22.9
16/12/2021	14:00	2	1	12	33	11	1	0	0	0	0	0	0	0	0	0	0	0	0	0	60	31.4	25 to 35	93.3	12	20.0
16/12/2021	15:00	1	3	11	28	7	0	0	0	0	0	0	0	0	0	0	0	0	0	0	50	29.8	25 to 35	92.0	7	14.0
16/12/2021	16:00	0	1	10	25	5	1	0	0	0	0	0	0	0	0	0	0	0	0	0	42	30	25 to 35	95.2	6	14.3
16/12/2021	17:00	1	3	8	35	8	1	0	0	0	0	0	0	0	0	0	0	0	0	0	56	30.6	25 to 35	91.1	9	16.1
16/12/2021	18:00	1	0	4	12	10	0	0	0	0	0	0	0	0	0	0	0	0	0	0	27	33	25 to 35	96.3	10	37.0
16/12/2021	19:00	0	0	1	8	1	1	0	0	0	0	0	0	0	0	0	0	0	0	0	11	30	25 to 35	90.9	2	18.2
16/12/2021	20:00	0	2	1	5	2	0	0	0	0	0	0	0	0	0	0	0	0	0	0	10	30	20 to 30	80.0	2	20.0
16/12/2021	21:00	0	0	3	4	3	0	0	0	0	0	0	0	0	0	0	0	0	0	0	10	31.7	25 to 35	100.0	3	30.0
16/12/2021	22:00	0	1	0	4	0	1	1	0	0	0	0	0	0	0	0	0	0	0	0	7	40	20 to 30	71.4	2	28.6
16/12/2021	23:00	0	0	0	3	0	1	0	0	0	0	0	0	0	0	0	0	0	0	0	4	30	30 to 40	100.0	1	25.0
24 Hr Summary		12	23	114	341	142	31	3	1	0	0	0	0	0	0	0	0	0	0	0	667	32.7	25 to 35	89.5	177	26.5

Incoming Histogram
Hall Lane leaving the village
Outside number 6

from Tue-Oct-26-2021-10-00-PM to Thu-Jan-13-2022-02-59-PM

Date	Starting Hr:min	<15	15 to <20	20 to <25	25 to <30	30 to <35	35 to <40	40 to <45	45 to <50	50 to <55	55 to <60	60 to <65	65 to <70	70 to <75	75 to <80	80 to <85	85 to <90	90 to <95	95 to <100	100 to >105	Total Counts	85pct Speed	10MPH Pace	% in pace	# of Speeders	% Speeders
17/12/2021	00:00	0	1	1	1	0	0	0	0	0	0	0	0	0	0	0	0	0	0	0	3	30	20 to 30	100.0	*	*
17/12/2021	01:00	0	0	1	0	0	0	0	0	0	0	0	0	0	0	0	0	0	0	0	1	25	15 to 25	100.0	*	*
17/12/2021	02:00	0	0	0	1	1	0	0	0	0	0	0	0	0	0	0	0	0	0	0	2	35	25 to 35	100.0	1	50.0
17/12/2021	03:00	0	0	0	0	0	0	0	0	0	0	0	0	0	0	0	0	0	0	0	0	0	*	*	*	*
17/12/2021	04:00	0	0	0	0	1	0	0	0	0	0	0	0	0	0	0	0	0	0	0	1	35	25 to 35	100.0	1	100.0
17/12/2021	05:00	0	0	1	2	4	1	0	0	0	0	0	0	0	0	0	0	0	0	0	8	35	25 to 35	87.5	5	62.5
17/12/2021	06:00	0	1	8	5	7	3	1	0	0	0	0	0	0	0	0	0	0	0	0	25	35	25 to 35	80.0	11	44.0
17/12/2021	07:00	0	0	3	17	14	2	1	0	0	0	0	0	0	0	0	0	0	0	0	37	33.9	25 to 35	91.9	17	45.9
17/12/2021	08:00	1	6	10	30	17	3	0	0	0	0	0	0	0	0	0	0	0	0	0	67	32.9	25 to 35	85.1	20	29.9
17/12/2021	09:00	1	1	4	25	9	3	0	0	0	0	0	0	0	0	0	0	0	0	0	43	33.3	25 to 35	88.4	12	27.9
17/12/2021	10:00	3	8	12	32	6	0	0	0	0	0	0	0	0	0	0	0	0	0	0	61	29.5	20 to 30	85.2	6	9.8
17/12/2021	11:00	0	5	7	29	6	2	0	0	0	0	0	0	0	0	0	0	0	0	0	49	30.8	25 to 35	85.7	8	16.3
17/12/2021	12:00	0	3	11	28	12	0	1	0	0	0	0	0	0	0	0	0	0	0	0	55	32.1	25 to 35	92.7	13	23.6
17/12/2021	13:00	0	2	9	26	14	2	0	0	0	0	0	0	0	0	0	0	0	0	0	53	32.9	25 to 35	92.5	16	30.2
17/12/2021	14:00	0	1	10	19	10	1	2	1	0	0	0	0	0	0	0	0	0	0	0	44	33.5	25 to 35	88.6	14	31.8
17/12/2021	15:00	3	1	15	19	10	2	0	0	0	0	0	0	0	0	0	0	0	0	0	50	32	25 to 35	88.0	12	24.0
17/12/2021	16:00	1	5	17	21	17	5	0	0	0	0	0	0	0	0	0	0	0	0	0	66	33.5	25 to 35	83.3	22	33.3
17/12/2021	17:00	0	2	9	21	7	2	0	0	0	0	0	0	0	0	0	0	0	0	0	41	32.1	25 to 35	90.2	9	22.0
17/12/2021	18:00	1	0	5	19	9	2	1	0	0	0	0	0	0	0	0	0	0	0	0	37	33.3	25 to 35	89.2	12	32.4
17/12/2021	19:00	0	0	5	9	8	0	0	0	0	0	0	0	0	0	0	0	0	0	0	22	33.1	25 to 35	100.0	8	36.4
17/12/2021	20:00	0	0	3	11	5	1	0	0	0	0	0	0	0	0	0	0	0	0	0	20	33	25 to 35	95.0	6	30.0
17/12/2021	21:00	0	0	2	5	3	0	0	0	0	0	0	0	0	0	0	0	0	0	0	10	31.7	25 to 35	100.0	3	30.0
17/12/2021	22:00	0	0	1	2	1	1	0	0	0	0	0	0	0	0	0	0	0	0	0	5	35	25 to 35	80.0	2	40.0
17/12/2021	23:00	0	0	0	4	1	0	0	0	0	0	0	0	0	0	0	0	0	0	0	5	30	25 to 35	100.0	1	20.0
24 Hr Summary		10	36	134	326	162	30	6	1	0	0	0	0	0	0	0	0	0	0	0	705	32.9	25 to 35	88.2	199	28.2

Incoming Histogram
Hall Lane leaving the village
Outside number 6

from Tue-Oct-26-2021-10-00-PM to Thu-Jan-13-2022-02-59-PM

Date	Starting Hr:min	<15	15 to <20	20 to <25	25 to <30	30 to <35	35 to <40	40 to <45	45 to <50	50 to <55	55 to <60	60 to <65	65 to <70	70 to <75	75 to <80	80 to <85	85 to <90	90 to <95	95 to <100	100 to >105	Total Counts	85pct Speed	10MPH Pace	% in pace	# of Speeders	% Speeders
18/12/2021	00:00	0	0	0	2	0	0	1	0	0	0	0	0	0	0	0	0	0	0	0	3	45	20 to 30	66.7	1	33.3
18/12/2021	01:00	0	0	0	1	1	0	0	0	0	0	0	0	0	0	0	0	0	0	0	2	35	25 to 35	100.0	1	50.0
18/12/2021	02:00	0	0	0	0	0	0	0	0	0	0	0	0	0	0	0	0	0	0	0	0	0	*	*	*	*
18/12/2021	03:00	0	0	0	0	0	0	0	0	0	0	0	0	0	0	0	0	0	0	0	0	0	*	*	*	*
18/12/2021	04:00	0	0	0	0	1	1	0	0	0	0	0	0	0	0	0	0	0	0	0	2	40	30 to 40	100.0	2	100.0
18/12/2021	05:00	0	0	0	0	1	1	0	1	0	0	0	0	0	0	0	0	0	0	0	3	50	30 to 40	66.7	3	100.0
18/12/2021	06:00	0	0	0	6	1	2	0	0	0	0	0	0	0	0	0	0	0	0	0	9	37.5	30 to 40	100.0	3	33.3
18/12/2021	07:00	1	1	8	9	6	2	0	0	0	0	0	0	0	0	0	0	0	0	0	27	33.3	25 to 35	85.2	8	29.6
18/12/2021	08:00	0	0	7	20	15	1	0	0	0	0	0	0	0	0	0	0	0	0	0	43	33.3	25 to 35	97.7	16	37.2
18/12/2021	09:00	2	1	4	25	15	1	0	0	0	0	0	0	0	0	0	0	0	0	0	48	33	25 to 35	91.7	16	33.3
18/12/2021	10:00	1	2	9	20	8	1	0	0	0	0	0	0	0	0	0	0	0	0	0	41	31.9	25 to 35	90.2	9	22.0
18/12/2021	11:00	1	4	17	33	12	2	0	0	0	0	0	0	0	0	0	0	0	0	0	69	31.7	25 to 35	89.9	14	20.3
18/12/2021	12:00	2	2	10	28	6	5	1	0	0	0	0	0	0	0	0	0	0	0	0	54	33.3	25 to 35	81.5	12	22.2
18/12/2021	13:00	1	3	9	22	14	0	0	0	0	0	0	0	0	0	0	0	0	0	0	49	32.5	25 to 35	91.8	14	28.6
18/12/2021	14:00	1	1	8	20	7	2	0	0	0	0	0	0	0	0	0	0	0	0	0	39	32.1	25 to 35	89.7	9	23.1
18/12/2021	15:00	1	1	11	25	7	1	0	0	0	0	0	0	0	0	0	0	0	0	0	46	30.7	25 to 35	93.5	8	17.4
18/12/2021	16:00	1	5	11	17	4	0	0	0	0	0	0	0	0	0	0	0	0	0	0	38	29.4	20 to 30	86.8	4	10.5
18/12/2021	17:00	0	3	22	16	4	0	0	0	0	0	0	0	0	0	0	0	0	0	0	45	29.1	25 to 35	93.3	4	8.9
18/12/2021	18:00	0	1	6	18	8	1	0	0	0	0	0	0	0	0	0	0	0	0	0	34	32.5	25 to 35	94.1	9	26.5
18/12/2021	19:00	1	3	7	11	3	0	0	0	0	0	0	0	0	0	0	0	0	0	0	25	29.5	20 to 30	84.0	3	12.0
18/12/2021	20:00	0	0	2	8	4	2	0	0	0	0	0	0	0	0	0	0	0	0	0	16	35	25 to 35	87.5	6	37.5
18/12/2021	21:00	0	0	1	6	2	0	0	0	0	0	0	0	0	0	0	0	0	0	0	9	32.5	25 to 35	100.0	2	22.2
18/12/2021	22:00	0	0	1	4	1	0	0	0	0	0	0	0	0	0	0	0	0	0	0	6	30	25 to 35	100.0	1	16.7
18/12/2021	23:00	0	0	2	3	0	0	0	0	0	0	0	0	0	0	0	0	0	0	0	5	28.3	20 to 30	100.0	*	*
24 Hr Summary		12	27	135	294	120	22	2	1	0	0	0	0	0	0	0	0	0	0	0	613	32.2	25 to 35	89.6	145	23.7

Incoming Histogram

Hall Lane leaving the village

Outside number 6

from Tue-Oct-26-2021-10-00-PM to Thu-Jan-13-2022-02-59-PM

Date	Starting Hr:min	<15	15 to <20	20 to <25	25 to <30	30 to <35	35 to <40	40 to <45	45 to <50	50 to <55	55 to <60	60 to <65	65 to <70	70 to <75	75 to <80	80 to <85	85 to <90	90 to <95	95 to <100	100 to >105	Total Counts	85pct Speed	10MPH Pace	% in pace	# of Speeders	% Speeders
19/12/2021	00:00	0	0	1	1	1	0	0	0	0	0	0	0	0	0	0	0	0	0	0	3	35	25 to 35	100.0	1	33.3
19/12/2021	01:00	0	0	0	0	0	0	0	0	0	0	0	0	0	0	0	0	0	0	0	0	0	*	*	*	*
19/12/2021	02:00	0	0	0	0	3	0	0	0	0	0	0	0	0	0	0	0	0	0	0	3	35	25 to 35	100.0	3	100.0
19/12/2021	03:00	0	0	0	0	0	0	0	0	0	0	0	0	0	0	0	0	0	0	0	0	0	*	*	*	*
19/12/2021	04:00	0	0	0	0	1	0	0	0	0	0	0	0	0	0	0	0	0	0	0	1	35	25 to 35	100.0	1	100.0
19/12/2021	05:00	0	0	0	2	0	1	0	0	0	0	0	0	0	0	0	0	0	0	0	3	40	30 to 40	100.0	1	33.3
19/12/2021	06:00	0	0	1	1	1	0	1	0	0	0	0	0	0	0	0	0	0	0	0	4	35	25 to 35	75.0	2	50.0
19/12/2021	07:00	1	0	1	4	1	0	1	0	0	0	0	0	0	0	0	0	0	0	0	8	35	25 to 35	75.0	2	25.0
19/12/2021	08:00	0	2	5	6	0	2	0	0	0	0	0	0	0	0	0	0	0	0	0	15	30	20 to 30	86.7	2	13.3
19/12/2021	09:00	2	0	4	15	7	1	0	0	0	0	0	0	0	0	0	0	0	0	0	29	32.9	25 to 35	89.7	8	27.6
19/12/2021	10:00	0	5	11	25	16	2	0	0	0	0	0	0	0	0	0	0	0	0	0	59	32.8	25 to 35	88.1	18	30.5
19/12/2021	11:00	1	0	7	26	12	1	0	0	0	0	0	0	0	0	0	0	0	0	0	47	32.5	25 to 35	95.7	13	27.7
19/12/2021	12:00	0	2	7	22	16	2	0	0	0	0	0	0	0	0	0	0	0	0	0	49	33.4	25 to 35	91.8	18	36.7
19/12/2021	13:00	0	1	1	20	7	2	0	0	0	0	0	0	0	0	0	0	0	0	0	31	32.9	30 to 40	93.5	9	29.0
19/12/2021	14:00	0	5	8	11	2	0	0	0	0	0	0	0	0	0	0	0	0	0	0	26	29.1	20 to 30	92.3	2	7.7
19/12/2021	15:00	0	1	4	13	6	0	0	0	0	0	0	0	0	0	0	0	0	0	0	24	31.7	25 to 35	95.8	6	25.0
19/12/2021	16:00	0	2	4	10	6	0	0	0	0	0	0	0	0	0	0	0	0	0	0	22	32.5	25 to 35	90.9	6	27.3
19/12/2021	17:00	0	5	9	6	4	0	0	0	0	0	0	0	0	0	0	0	0	0	0	24	30	20 to 30	83.3	4	16.7
19/12/2021	18:00	0	0	5	10	3	3	0	0	0	0	0	0	0	0	0	0	0	0	0	21	35	25 to 35	85.7	6	28.6
19/12/2021	19:00	2	3	0	5	3	0	0	0	0	0	0	0	0	0	0	0	0	0	0	13	31.7	20 to 30	61.5	3	23.1
19/12/2021	20:00	1	0	2	5	2	1	0	0	0	0	0	0	0	0	0	0	0	0	0	11	32.5	25 to 35	81.8	3	27.3
19/12/2021	21:00	2	0	3	6	2	0	0	0	0	0	0	0	0	0	0	0	0	0	0	13	30	25 to 35	84.6	2	15.4
19/12/2021	22:00	0	1	1	3	0	1	0	0	0	0	0	0	0	0	0	0	0	0	0	6	30	20 to 30	83.3	1	16.7
19/12/2021	23:00	0	1	0	1	0	0	0	0	0	0	0	0	0	0	0	0	0	0	0	2	30	20 to 30	100.0	*	*
24 Hr Summary		9	28	74	192	93	16	2	0	0	0	0	0	0	0	0	0	0	0	0	414	32.6	25 to 35	86.7	111	26.8

Incoming Histogram
Hall Lane leaving the village
Outside number 6

from Tue-Oct-26-2021-10-00-PM to Thu-Jan-13-2022-02-59-PM

Date	Starting Hr:min	<15	15 to <20	20 to <25	25 to <30	30 to <35	35 to <40	40 to <45	45 to <50	50 to <55	55 to <60	60 to <65	65 to <70	70 to <75	75 to <80	80 to <85	85 to <90	90 to <95	95 to <100	100 to >105	Total Counts	85pct Speed	10MPH Pace	% in pace	# of Speeders	% Speeders
20/12/2021	00:00	0	0	0	1	1	0	0	0	0	0	0	0	0	0	0	0	0	0	0	2	35	25 to 35	100.0	1	50.0
20/12/2021	01:00	0	0	0	0	0	0	0	0	0	0	0	0	0	0	0	0	0	0	0	0	0	*	*	*	*
20/12/2021	02:00	0	0	0	1	0	1	0	0	0	0	0	0	0	0	0	0	0	0	0	2	40	30 to 40	100.0	1	50.0
20/12/2021	03:00	0	0	0	0	0	0	0	0	0	0	0	0	0	0	0	0	0	0	0	0	0	*	*	*	*
20/12/2021	04:00	0	0	0	2	2	1	0	0	0	0	0	0	0	0	0	0	0	0	0	5	35	30 to 40	100.0	3	60.0
20/12/2021	05:00	0	0	0	5	2	2	0	0	0	0	0	0	0	0	0	0	0	0	0	9	37.5	30 to 40	100.0	4	44.4
20/12/2021	06:00	0	1	0	4	8	5	0	0	0	0	0	0	0	0	0	0	0	0	0	18	37	30 to 40	94.4	13	72.2
20/12/2021	07:00	2	0	5	22	11	0	0	0	0	0	0	0	0	0	0	0	0	0	0	40	32.3	25 to 35	95.0	11	27.5
20/12/2021	08:00	0	1	5	22	12	2	0	0	0	0	0	0	0	0	0	0	0	0	0	42	33.3	25 to 35	92.9	14	33.3
20/12/2021	09:00	1	1	17	21	10	4	0	0	0	0	0	0	0	0	0	0	0	0	0	54	33	25 to 35	88.9	14	25.9
20/12/2021	10:00	0	8	13	26	11	1	0	0	0	0	0	0	0	0	0	0	0	0	0	59	31.4	25 to 35	84.7	12	20.3
20/12/2021	11:00	2	1	9	23	9	4	0	0	0	0	0	0	0	0	0	0	0	0	0	48	33.3	25 to 35	85.4	13	27.1
20/12/2021	12:00	1	3	8	31	12	1	0	0	0	0	0	0	0	0	0	0	0	0	0	56	32.1	25 to 35	91.1	13	23.2
20/12/2021	13:00	0	0	19	19	12	3	0	0	0	0	0	0	0	0	0	0	0	0	0	53	32.9	25 to 35	94.3	15	28.3
20/12/2021	14:00	0	0	8	24	13	0	0	0	0	0	0	0	0	0	0	0	0	0	0	45	32.3	25 to 35	100.0	13	28.9
20/12/2021	15:00	1	1	8	15	8	0	0	0	0	0	0	0	0	0	0	0	0	0	0	33	31.9	25 to 35	93.9	8	24.2
20/12/2021	16:00	3	4	12	28	11	0	0	0	0	0	0	0	0	0	0	0	0	0	0	58	30.9	25 to 35	87.9	11	19.0
20/12/2021	17:00	5	3	11	20	9	2	0	0	0	0	0	0	0	0	0	0	0	0	0	50	31.7	25 to 35	80.0	11	22.0
20/12/2021	18:00	2	1	3	8	5	0	0	0	0	0	0	0	0	0	0	0	0	0	0	19	32	25 to 35	84.2	5	26.3
20/12/2021	19:00	0	1	4	8	5	1	0	1	0	0	0	0	0	0	0	0	0	0	0	20	34	25 to 35	85.0	7	35.0
20/12/2021	20:00	0	1	5	9	0	0	0	0	0	0	0	0	0	0	0	0	0	0	0	15	28.9	20 to 30	100.0	*	*
20/12/2021	21:00	0	1	1	4	3	0	1	0	0	0	0	0	0	0	0	0	0	0	0	10	33.3	25 to 35	80.0	4	40.0
20/12/2021	22:00	0	0	3	1	0	0	0	0	0	0	0	0	0	0	0	0	0	0	0	4	25	20 to 30	100.0	*	*
20/12/2021	23:00	0	1	1	0	1	0	0	0	0	0	0	0	0	0	0	0	0	0	0	3	35	15 to 25	66.7	1	33.3
24 Hr Summary		17	28	132	294	145	27	1	1	0	0	0	0	0	0	0	0	0	0	0	645	32.7	25 to 35	88.5	174	27.0

Incoming Histogram

Hall Lane leaving the village

Outside number 6

from Tue-Oct-26-2021-10-00-PM to Thu-Jan-13-2022-02-59-PM

Date	Starting Hr:min	<15	15 to <20	20 to <25	25 to <30	30 to <35	35 to <40	40 to <45	45 to <50	50 to <55	55 to <60	60 to <65	65 to <70	70 to <75	75 to <80	80 to <85	85 to <90	90 to <95	95 to <100	100 to >105	Total Counts	85pct Speed	10MPH Pace	% in pace	# of Speeders	% Speeders
21/12/2021	00:00	0	0	0	1	0	1	0	0	0	0	0	0	0	0	0	0	0	0	0	2	40	30 to 40	100.0	1	50.0
21/12/2021	01:00	0	0	0	0	0	0	0	0	0	0	0	0	0	0	0	0	0	0	0	0	0	*	*	*	*
21/12/2021	02:00	0	0	0	0	0	0	0	0	0	0	0	0	0	0	0	0	0	0	0	0	0	*	*	*	*
21/12/2021	03:00	0	0	0	0	1	0	0	0	0	0	0	0	0	0	0	0	0	0	0	1	35	25 to 35	100.0	1	100.0
21/12/2021	04:00	0	0	0	0	2	2	0	0	0	0	0	0	0	0	0	0	0	0	0	4	37.5	30 to 40	100.0	4	100.0
21/12/2021	05:00	0	2	0	3	1	0	0	0	0	0	0	0	0	0	0	0	0	0	0	6	30	20 to 30	83.3	1	16.7
21/12/2021	06:00	1	1	5	9	7	3	0	0	0	0	0	0	0	0	0	0	0	0	0	26	34.3	25 to 35	80.8	10	38.5
21/12/2021	07:00	0	0	1	19	23	3	0	0	0	0	0	0	0	0	0	0	0	0	0	46	34.1	30 to 40	97.8	26	56.5
21/12/2021	08:00	1	0	3	21	15	1	0	0	0	0	0	0	0	0	0	0	0	0	0	41	33.3	25 to 35	95.1	16	39.0
21/12/2021	09:00	4	3	6	16	8	3	0	0	0	0	0	0	0	0	0	0	0	0	0	40	33.1	25 to 35	75.0	11	27.5
21/12/2021	10:00	0	4	4	41	10	0	0	0	0	0	0	0	0	0	0	0	0	0	0	59	30.5	25 to 35	93.2	10	16.9
21/12/2021	11:00	3	1	7	32	6	4	0	0	0	0	0	0	0	0	0	0	0	0	0	53	31.7	25 to 35	84.9	10	18.9
21/12/2021	12:00	0	0	9	24	11	3	0	0	0	0	0	0	0	0	0	0	0	0	0	47	33.2	25 to 35	93.6	14	29.8
21/12/2021	13:00	0	2	5	22	15	1	1	0	0	0	0	0	0	0	0	0	0	0	0	46	33.3	25 to 35	91.3	17	37.0
21/12/2021	14:00	4	2	10	16	9	1	0	0	0	0	0	0	0	0	0	0	0	0	0	42	32.2	25 to 35	83.3	10	23.8
21/12/2021	15:00	2	2	3	24	15	0	0	0	0	0	0	0	0	0	0	0	0	0	0	46	32.7	25 to 35	91.3	15	32.6
21/12/2021	16:00	1	1	8	22	8	1	0	0	0	0	0	0	0	0	0	0	0	0	0	41	31.9	25 to 35	92.7	9	22.0
21/12/2021	17:00	0	3	16	24	7	1	0	0	0	0	0	0	0	0	0	0	0	0	0	51	30	25 to 35	92.2	8	15.7
21/12/2021	18:00	0	1	4	9	6	3	0	0	0	0	0	0	0	0	0	0	0	0	0	23	35	25 to 35	82.6	9	39.1
21/12/2021	19:00	0	0	1	8	5	2	0	0	0	0	0	0	0	0	0	0	0	0	0	16	35	30 to 40	93.8	7	43.8
21/12/2021	20:00	2	2	3	4	2	1	0	0	0	0	0	0	0	0	0	0	0	0	0	14	32.5	20 to 30	64.3	3	21.4
21/12/2021	21:00	0	2	2	4	1	0	0	0	0	0	0	0	0	0	0	0	0	0	0	9	30	20 to 30	88.9	1	11.1
21/12/2021	22:00	0	0	2	3	0	0	0	0	0	0	0	0	0	0	0	0	0	0	0	5	28.3	20 to 30	100.0	*	*
21/12/2021	23:00	0	0	0	0	1	0	0	0	0	0	0	0	0	0	0	0	0	0	0	1	35	25 to 35	100.0	1	100.0
24 Hr Summary		18	26	89	302	153	30	1	0	0	0	0	0	0	0	0	0	0	0	0	619	33	25 to 35	87.9	184	29.7

Incoming Histogram

Hall Lane leaving the village

Outside number 6

from Tue-Oct-26-2021-10-00-PM to Thu-Jan-13-2022-02-59-PM

Date	Starting Hr:min	<15	15 to <20	20 to <25	25 to <30	30 to <35	35 to <40	40 to <45	45 to <50	50 to <55	55 to <60	60 to <65	65 to <70	70 to <75	75 to <80	80 to <85	85 to <90	90 to <95	95 to <100	100 to >105	Total Counts	85pct Speed	10MPH Pace	% in pace	# of Speeders	% Speeders
22/12/2021	00:00	0	0	0	0	1	1	0	0	0	0	0	0	0	0	0	0	0	0	0	2	40	30 to 40	100.0	2	100.0
22/12/2021	01:00	0	0	0	0	0	0	0	0	0	0	0	0	0	0	0	0	0	0	0	0	0	*	*	*	*
22/12/2021	02:00	0	0	0	0	0	0	0	0	0	0	0	0	0	0	0	0	0	0	0	0	0	*	*	*	*
22/12/2021	03:00	0	0	1	3	0	0	0	0	0	0	0	0	0	0	0	0	0	0	0	4	28.3	20 to 30	100.0	*	*
22/12/2021	04:00	0	0	1	0	1	1	0	0	0	0	0	0	0	0	0	0	0	0	0	3	40	25 to 35	66.7	2	66.7
22/12/2021	05:00	0	0	1	3	2	0	0	0	0	0	0	0	0	0	0	0	0	0	0	6	32.5	25 to 35	100.0	2	33.3
22/12/2021	06:00	0	1	3	9	8	1	0	0	0	0	0	0	0	0	0	0	0	0	0	22	33.8	25 to 35	90.9	9	40.9
22/12/2021	07:00	1	1	6	25	8	2	0	0	0	0	0	0	0	0	0	0	0	0	0	43	32.5	25 to 35	90.7	10	23.3
22/12/2021	08:00	0	3	10	26	10	1	0	0	0	0	0	0	0	0	0	0	0	0	0	50	31.5	25 to 35	92.0	11	22.0
22/12/2021	09:00	0	1	12	35	7	0	0	0	0	0	0	0	0	0	0	0	0	0	0	55	29.9	25 to 35	98.2	7	12.7
22/12/2021	10:00	0	2	7	27	8	1	0	0	0	0	0	0	0	0	0	0	0	0	0	45	31.2	25 to 35	93.3	9	20.0
22/12/2021	11:00	3	1	16	29	3	1	0	0	0	0	0	0	0	0	0	0	0	0	0	53	29.3	25 to 35	90.6	4	7.5
22/12/2021	12:00	1	2	9	34	3	3	1	0	0	0	0	0	0	0	0	0	0	0	0	53	29.9	25 to 35	86.8	7	13.2
22/12/2021	13:00	3	0	7	24	12	1	0	0	0	0	0	0	0	0	0	0	0	0	0	47	32.5	25 to 35	91.5	13	27.7
22/12/2021	14:00	1	1	15	21	10	1	0	0	0	0	0	0	0	0	0	0	0	0	0	49	32	25 to 35	93.9	11	22.4
22/12/2021	15:00	3	2	14	29	3	1	0	0	0	0	0	0	0	0	0	0	0	0	0	52	29.3	25 to 35	88.5	4	7.7
22/12/2021	16:00	2	5	14	24	9	0	0	0	0	0	0	0	0	0	0	0	0	0	0	54	30.6	25 to 35	87.0	9	16.7
22/12/2021	17:00	0	4	5	13	16	1	0	0	0	0	0	0	0	0	0	0	0	0	0	39	33.4	25 to 35	87.2	17	43.6
22/12/2021	18:00	1	2	4	23	12	3	0	0	0	0	0	0	0	0	0	0	0	0	0	45	33.3	25 to 35	86.7	15	33.3
22/12/2021	19:00	0	0	4	6	4	1	1	0	0	0	0	0	0	0	0	0	0	0	0	16	35	25 to 35	87.5	6	37.5
22/12/2021	20:00	0	1	1	5	2	1	1	0	0	0	0	0	0	0	0	0	0	0	0	11	35	25 to 35	72.7	4	36.4
22/12/2021	21:00	0	0	0	3	4	1	0	0	0	0	0	0	0	0	0	0	0	0	0	8	35	30 to 40	100.0	5	62.5
22/12/2021	22:00	0	0	1	5	2	1	0	0	0	0	0	0	0	0	0	0	0	0	0	9	35	25 to 35	88.9	3	33.3
22/12/2021	23:00	0	0	1	3	1	1	0	0	0	0	0	0	0	0	0	0	0	0	0	6	35	25 to 35	83.3	2	33.3
24 Hr Summary		15	26	132	347	126	23	3	0	0	0	0	0	0	0	0	0	0	0	0	672	32	25 to 35	90.0	152	22.6

Incoming Histogram
Hall Lane leaving the village
Outside number 6

from Tue-Oct-26-2021-10-00-PM to Thu-Jan-13-2022-02-59-PM

Date	Starting Hr:min	<15	15 to <20	20 to <25	25 to <30	30 to <35	35 to <40	40 to <45	45 to <50	50 to <55	55 to <60	60 to <65	65 to <70	70 to <75	75 to <80	80 to <85	85 to <90	90 to <95	95 to <100	100 to >105	Total Counts	85pct Speed	10MPH Pace	% in pace	# of Speeders	% Speeders
23/12/2021	00:00	0	0	0	0	0	0	0	0	0	0	0	0	0	0	0	0	0	0	0	0	0	*	*	*	*
23/12/2021	01:00	0	0	0	1	1	0	0	0	0	0	0	0	0	0	0	0	0	0	0	2	35	25 to 35	100.0	1	50.0
23/12/2021	02:00	0	0	0	0	1	0	0	0	0	0	0	0	0	0	0	0	0	0	0	1	35	25 to 35	100.0	1	100.0
23/12/2021	03:00	0	0	0	0	2	0	0	0	0	0	0	0	0	0	0	0	0	0	0	2	35	25 to 35	100.0	2	100.0
23/12/2021	04:00	0	0	0	0	2	0	0	0	0	0	0	0	0	0	0	0	0	0	0	2	35	25 to 35	100.0	2	100.0
23/12/2021	05:00	0	0	1	0	3	0	0	0	0	0	0	0	0	0	0	0	0	0	0	4	33.3	25 to 35	100.0	3	75.0
23/12/2021	06:00	0	0	2	2	11	2	0	0	0	0	0	0	0	0	0	0	0	0	0	17	34.5	25 to 35	88.2	13	76.5
23/12/2021	07:00	1	1	4	11	11	3	0	1	0	0	0	0	0	0	0	0	0	0	0	32	34.5	25 to 35	81.3	15	46.9
23/12/2021	08:00	1	1	7	21	15	1	0	0	0	0	0	0	0	0	0	0	0	0	0	46	33	25 to 35	93.5	16	34.8
23/12/2021	09:00	1	1	5	31	9	5	0	0	0	0	0	0	0	0	0	0	0	0	0	52	33.3	25 to 35	86.5	14	26.9
23/12/2021	10:00	2	1	9	32	12	1	0	0	0	0	0	0	0	0	0	0	0	0	0	57	31.7	25 to 35	93.0	13	22.8
23/12/2021	11:00	0	1	13	35	14	1	0	0	0	0	0	0	0	0	0	0	0	0	0	64	31.8	25 to 35	96.9	15	23.4
23/12/2021	12:00	3	0	11	23	21	1	0	0	0	0	0	0	0	0	0	0	0	0	0	59	33.1	25 to 35	93.2	22	37.3
23/12/2021	13:00	1	0	13	22	13	1	1	0	0	0	0	0	0	0	0	0	0	0	0	51	32.7	25 to 35	94.1	15	29.4
23/12/2021	14:00	0	2	8	22	9	1	0	0	0	0	0	0	0	0	0	0	0	0	0	42	32.2	25 to 35	92.9	10	23.8
23/12/2021	15:00	3	2	11	20	9	2	0	0	0	0	0	0	0	0	0	0	0	0	0	47	32.2	25 to 35	85.1	11	23.4
23/12/2021	16:00	0	2	8	27	4	1	1	0	0	0	0	0	0	0	0	0	0	0	0	43	30	25 to 35	90.7	6	14.0
23/12/2021	17:00	0	1	6	21	10	2	0	0	0	0	0	0	0	0	0	0	0	0	0	40	33	25 to 35	92.5	12	30.0
23/12/2021	18:00	1	1	5	20	4	1	0	0	0	0	0	0	0	0	0	0	0	0	0	32	30	25 to 35	90.6	5	15.6
23/12/2021	19:00	0	1	4	15	2	2	0	0	0	0	0	0	0	0	0	0	0	0	0	24	30	25 to 35	87.5	4	16.7
23/12/2021	20:00	0	0	1	1	5	2	0	0	0	0	0	0	0	0	0	0	0	0	0	9	37.5	30 to 40	88.9	7	77.8
23/12/2021	21:00	0	1	2	4	2	0	0	0	0	0	0	0	0	0	0	0	0	0	0	9	32.5	25 to 35	88.9	2	22.2
23/12/2021	22:00	0	0	0	4	3	0	1	0	0	0	0	0	0	0	0	0	0	0	0	8	35	25 to 35	87.5	4	50.0
23/12/2021	23:00	0	0	4	1	0	0	0	0	0	0	0	0	0	0	0	0	0	0	0	5	25	20 to 30	100.0	*	*
24 Hr Summary		13	15	114	313	163	26	3	1	0	0	0	0	0	0	0	0	0	0	0	648	32.9	25 to 35	91.0	193	29.8

Incoming Histogram

Hall Lane leaving the village

Outside number 6

from Tue-Oct-26-2021-10-00-PM to Thu-Jan-13-2022-02-59-PM

Date	Starting Hr:min	<15	15 to <20	20 to <25	25 to <30	30 to <35	35 to <40	40 to <45	45 to <50	50 to <55	55 to <60	60 to <65	65 to <70	70 to <75	75 to <80	80 to <85	85 to <90	90 to <95	95 to <100	100 to >105	Total Counts	85pct Speed	10MPH Pace	% in pace	# of Speeders	% Speeders
24/12/2021	00:00	0	0	0	2	1	0	0	0	0	0	0	0	0	0	0	0	0	0	0	3	35	25 to 35	100.0	1	33.3
24/12/2021	01:00	0	0	0	0	1	0	0	0	0	0	0	0	0	0	0	0	0	0	0	1	35	25 to 35	100.0	1	100.0
24/12/2021	02:00	0	0	0	0	0	0	0	0	0	0	0	0	0	0	0	0	0	0	0	0	0	*	*	*	*
24/12/2021	03:00	0	0	0	0	0	2	0	0	0	0	0	0	0	0	0	0	0	0	0	2	40	30 to 40	100.0	2	100.0
24/12/2021	04:00	0	0	0	0	0	0	0	0	0	0	0	0	0	0	0	0	0	0	0	0	0	*	*	*	*
24/12/2021	05:00	0	0	0	1	2	1	0	0	0	0	0	0	0	0	0	0	0	0	0	4	35	30 to 40	100.0	3	75.0
24/12/2021	06:00	0	0	3	4	6	4	0	0	0	0	0	0	0	0	0	0	0	0	0	17	36.2	30 to 40	82.4	10	58.8
24/12/2021	07:00	1	1	5	9	11	2	0	0	0	0	0	0	0	0	0	0	0	0	0	29	34.1	25 to 35	86.2	13	44.8
24/12/2021	08:00	0	2	2	12	13	1	0	0	0	0	0	0	0	0	0	0	0	0	0	30	33.8	25 to 35	90.0	14	46.7
24/12/2021	09:00	0	1	4	22	10	2	0	0	0	0	0	0	0	0	0	0	0	0	0	39	33	25 to 35	92.3	12	30.8
24/12/2021	10:00	0	2	7	24	13	1	0	0	0	0	0	0	0	0	0	0	0	0	0	47	32.7	25 to 35	93.6	14	29.8
24/12/2021	11:00	0	2	8	35	20	2	0	0	0	0	0	0	0	0	0	0	0	0	0	67	33	25 to 35	94.0	22	32.8
24/12/2021	12:00	0	1	7	22	16	2	1	0	0	0	0	0	0	0	0	0	0	0	0	49	33.8	25 to 35	91.8	19	38.8
24/12/2021	13:00	1	5	15	23	10	0	0	0	0	0	0	0	0	0	0	0	0	0	0	54	31	25 to 35	88.9	10	18.5
24/12/2021	14:00	1	2	10	20	12	3	0	0	0	0	0	0	0	0	0	0	0	0	0	48	33.3	25 to 35	87.5	15	31.3
24/12/2021	15:00	3	3	6	16	15	4	0	0	0	0	0	0	0	0	0	0	0	0	0	47	34	25 to 35	78.7	19	40.4
24/12/2021	16:00	2	3	12	29	3	0	0	0	0	0	0	0	0	0	0	0	0	0	0	49	29.3	20 to 30	89.8	3	6.1
24/12/2021	17:00	0	1	5	18	7	2	2	0	0	0	0	0	0	0	0	0	0	0	0	35	34.3	25 to 35	85.7	11	31.4
24/12/2021	18:00	1	0	8	11	6	0	1	1	0	0	0	0	0	0	0	0	0	0	0	28	33.3	25 to 35	89.3	8	28.6
24/12/2021	19:00	0	0	3	6	4	1	0	0	0	0	0	0	0	0	0	0	0	0	0	14	33.8	25 to 35	92.9	5	35.7
24/12/2021	20:00	0	1	5	9	0	0	1	0	0	0	0	0	0	0	0	0	0	0	0	16	29.4	20 to 30	93.8	1	6.3
24/12/2021	21:00	0	1	1	9	2	0	0	0	0	0	0	0	0	0	0	0	0	0	0	13	30	25 to 35	92.3	2	15.4
24/12/2021	22:00	0	0	0	6	1	0	0	0	0	0	0	0	0	0	0	0	0	0	0	7	30	25 to 35	100.0	1	14.3
24/12/2021	23:00	0	0	0	1	0	0	0	0	0	0	0	0	0	0	0	0	0	0	0	1	30	20 to 30	100.0	*	*
24 Hr Summary		9	25	101	279	153	27	5	1	0	0	0	0	0	0	0	0	0	0	0	600	33.1	25 to 35	88.8	186	31.0

Incoming Histogram

Hall Lane leaving the village

Outside number 6

from Tue-Oct-26-2021-10-00-PM to Thu-Jan-13-2022-02-59-PM

Date	Starting Hr:min	<15	15 to <20	20 to <25	25 to <30	30 to <35	35 to <40	40 to <45	45 to <50	50 to <55	55 to <60	60 to <65	65 to <70	70 to <75	75 to <80	80 to <85	85 to <90	90 to <95	95 to <100	100 to >105	Total Counts	85pct Speed	10MPH Pace	% in pace	# of Speeders	% Speeders	
25/12/2021	00:00	0	0	0	1	0	0	0	0	0	0	0	0	0	0	0	0	0	0	0	0	1	30	20 to 30	100.0	*	*
25/12/2021	01:00	0	0	1	0	0	0	0	0	0	0	0	0	0	0	0	0	0	0	0	0	1	25	15 to 25	100.0	*	*
25/12/2021	02:00	0	0	0	0	0	0	0	0	0	0	0	0	0	0	0	0	0	0	0	0	0	0	*	*	*	*
25/12/2021	03:00	0	0	0	0	0	0	0	0	0	0	0	0	0	0	0	0	0	0	0	0	0	0	*	*	*	*
25/12/2021	04:00	0	0	0	0	0	0	0	0	0	0	0	0	0	0	0	0	0	0	0	0	0	0	*	*	*	*
25/12/2021	05:00	0	0	0	0	2	1	0	0	0	0	0	0	0	0	0	0	0	0	0	0	3	40	30 to 40	100.0	3	100.0
25/12/2021	06:00	0	1	0	2	0	0	0	0	0	0	0	0	0	0	0	0	0	0	0	0	3	30	20 to 30	100.0	*	*
25/12/2021	07:00	0	0	0	2	1	1	0	0	0	0	0	0	0	0	0	0	0	0	0	0	4	35	30 to 40	100.0	2	50.0
25/12/2021	08:00	0	0	2	2	8	0	0	0	0	0	0	0	0	0	0	0	0	0	0	0	12	33.8	25 to 35	100.0	8	66.7
25/12/2021	09:00	0	0	1	6	3	0	0	0	0	0	0	0	0	0	0	0	0	0	0	0	10	31.7	25 to 35	100.0	3	30.0
25/12/2021	10:00	0	0	2	13	18	0	0	0	0	0	0	0	0	0	0	0	0	0	0	0	33	33.6	25 to 35	100.0	18	54.5
25/12/2021	11:00	0	1	3	8	11	1	1	0	0	0	0	0	0	0	0	0	0	0	0	0	25	34.1	25 to 35	88.0	13	52.0
25/12/2021	12:00	2	0	7	8	13	1	0	0	0	0	0	0	0	0	0	0	0	0	0	0	31	33.5	25 to 35	90.3	14	45.2
25/12/2021	13:00	0	1	6	8	8	1	2	0	0	0	0	0	0	0	0	0	0	0	0	0	26	34.4	25 to 35	84.6	11	42.3
25/12/2021	14:00	0	0	2	5	2	2	0	0	1	0	0	0	0	0	0	0	0	0	0	0	12	37.5	25 to 35	75.0	5	41.7
25/12/2021	15:00	0	1	4	6	4	0	0	0	0	0	0	0	0	0	0	0	0	0	0	0	15	32.5	25 to 35	93.3	4	26.7
25/12/2021	16:00	1	1	2	10	2	1	1	0	1	0	0	0	0	0	0	0	0	0	0	0	19	35	25 to 35	73.7	5	26.3
25/12/2021	17:00	0	1	4	9	3	1	0	0	0	0	0	0	0	0	0	0	0	0	0	0	18	31.7	25 to 35	88.9	4	22.2
25/12/2021	18:00	0	0	0	9	5	1	0	0	0	0	0	0	0	0	0	0	0	0	0	0	15	34	30 to 40	100.0	6	40.0
25/12/2021	19:00	0	0	1	3	7	0	0	0	0	0	0	0	0	0	0	0	0	0	0	0	11	33.6	25 to 35	100.0	7	63.6
25/12/2021	20:00	0	0	1	6	2	1	0	0	0	0	0	0	0	0	0	0	0	0	0	0	10	32.5	25 to 35	90.0	3	30.0
25/12/2021	21:00	0	0	0	2	2	0	1	0	0	0	0	0	0	0	0	0	0	0	0	0	5	35	25 to 35	80.0	3	60.0
25/12/2021	22:00	0	0	0	4	0	0	0	0	0	0	0	0	0	0	0	0	0	0	0	0	4	28.8	20 to 30	100.0	*	*
25/12/2021	23:00	0	0	0	1	2	2	0	0	0	0	0	0	0	0	0	0	0	0	0	0	5	37.5	30 to 40	100.0	4	80.0
24 Hr Summary		3	6	36	105	93	13	5	0	2	0	0	0	0	0	0	0	0	0	0	0	263	34	25 to 35	89.0	113	43.0

Incoming Histogram

Hall Lane leaving the village

Outside number 6

from Tue-Oct-26-2021-10-00-PM to Thu-Jan-13-2022-02-59-PM

Date	Starting Hr:min	<15	15 to <20	20 to <25	25 to <30	30 to <35	35 to <40	40 to <45	45 to <50	50 to <55	55 to <60	60 to <65	65 to <70	70 to <75	75 to <80	80 to <85	85 to <90	90 to <95	95 to <100	100 to >105	Total Counts	85pct Speed	10MPH Pace	% in pace	# of Speeders	% Speeders	
26/12/2021	00:00	0	0	0	0	0	0	0	0	0	0	0	0	0	0	0	0	0	0	0	0	0	*	*	*	*	
26/12/2021	01:00	0	0	0	0	0	0	0	0	0	0	0	0	0	0	0	0	0	0	0	0	0	*	*	*	*	
26/12/2021	02:00	0	0	0	0	0	0	0	0	0	0	0	0	0	0	0	0	0	0	0	0	0	*	*	*	*	
26/12/2021	03:00	0	0	0	0	0	0	0	0	0	0	0	0	0	0	0	0	0	0	0	0	0	*	*	*	*	
26/12/2021	04:00	0	0	0	0	0	0	0	0	0	0	0	0	0	0	0	0	0	0	0	0	0	*	*	*	*	
26/12/2021	05:00	0	0	0	1	0	0	0	0	0	0	0	0	0	0	0	0	0	0	0	0	1	30	20 to 30	100.0	*	*
26/12/2021	06:00	0	0	0	0	1	0	0	0	0	0	0	0	0	0	0	0	0	0	0	0	1	35	25 to 35	100.0	1	100.0
26/12/2021	07:00	0	0	0	1	2	1	0	0	0	0	0	0	0	0	0	0	0	0	0	0	4	35	30 to 40	100.0	3	75.0
26/12/2021	08:00	0	0	2	2	0	1	0	0	0	0	0	0	0	0	0	0	0	0	0	0	5	30	20 to 30	80.0	1	20.0
26/12/2021	09:00	0	0	1	3	10	2	0	0	0	0	0	0	0	0	0	0	0	0	0	0	16	35	30 to 40	93.8	12	75.0
26/12/2021	10:00	0	1	3	15	10	0	0	0	0	0	0	0	0	0	0	0	0	0	0	0	29	33	25 to 35	96.6	10	34.5
26/12/2021	11:00	1	0	3	15	10	2	0	0	0	0	0	0	0	0	0	0	0	0	0	0	31	33.5	25 to 35	90.3	12	38.7
26/12/2021	12:00	1	2	10	16	5	2	0	0	0	0	0	0	0	0	0	0	0	0	0	0	36	32	25 to 35	86.1	7	19.4
26/12/2021	13:00	0	1	2	9	9	0	0	0	0	0	0	0	0	0	0	0	0	0	0	0	21	33.3	25 to 35	95.2	9	42.9
26/12/2021	14:00	0	0	1	11	5	1	0	0	0	0	0	0	0	0	0	0	0	0	0	0	18	33	25 to 35	94.4	6	33.3
26/12/2021	15:00	0	1	2	12	2	1	0	0	0	0	0	0	0	0	0	0	0	0	0	0	18	30	25 to 35	88.9	3	16.7
26/12/2021	16:00	0	0	5	10	3	3	0	0	0	0	0	0	0	0	0	0	0	0	0	0	21	35	25 to 35	85.7	6	28.6
26/12/2021	17:00	0	0	5	8	3	0	0	0	0	0	0	0	0	0	0	0	0	0	0	0	16	31.7	25 to 35	100.0	3	18.8
26/12/2021	18:00	0	1	2	2	4	0	0	0	0	0	0	0	0	0	0	0	0	0	0	0	9	33.8	25 to 35	88.9	4	44.4
26/12/2021	19:00	0	2	2	8	2	1	0	0	0	0	0	0	0	0	0	0	0	0	0	0	15	32.5	20 to 30	80.0	3	20.0
26/12/2021	20:00	0	2	4	2	1	0	0	0	0	0	0	0	0	0	0	0	0	0	0	0	9	30	20 to 30	88.9	1	11.1
26/12/2021	21:00	0	2	2	4	0	1	0	0	0	0	0	0	0	0	0	0	0	0	0	0	9	30	20 to 30	88.9	1	11.1
26/12/2021	22:00	0	0	1	1	4	0	0	0	0	0	0	0	0	0	0	0	0	0	0	0	6	33.8	25 to 35	100.0	4	66.7
26/12/2021	23:00	0	0	0	1	1	0	0	0	0	0	0	0	0	0	0	0	0	0	0	0	2	35	25 to 35	100.0	1	50.0
24 Hr Summary		2	12	45	121	72	15	0	0	0	0	0	0	0	0	0	0	0	0	0	0	267	33.3	25 to 35	89.1	87	32.6

Incoming Histogram

Hall Lane leaving the village

Outside number 6

from Tue-Oct-26-2021-10-00-PM to Thu-Jan-13-2022-02-59-PM

Date	Starting Hr:min	<15	15 to <20	20 to <25	25 to <30	30 to <35	35 to <40	40 to <45	45 to <50	50 to <55	55 to <60	60 to <65	65 to <70	70 to <75	75 to <80	80 to <85	85 to <90	90 to <95	95 to <100	100 to >105	Total Counts	85pct Speed	10MPH Pace	% in pace	# of Speeders	% Speeders
27/12/2021	00:00	0	0	0	0	1	1	0	0	0	0	0	0	0	0	0	0	0	0	0	2	40	30 to 40	100.0	2	100.0
27/12/2021	01:00	0	0	0	0	0	0	0	0	0	0	0	0	0	0	0	0	0	0	0	0	0	*	*	*	*
27/12/2021	02:00	0	0	0	0	0	0	0	0	0	0	0	0	0	0	0	0	0	0	0	0	0	*	*	*	*
27/12/2021	03:00	0	0	0	0	0	0	0	0	0	0	0	0	0	0	0	0	0	0	0	0	0	*	*	*	*
27/12/2021	04:00	0	0	0	0	1	0	0	0	0	0	0	0	0	0	0	0	0	0	0	1	35	25 to 35	100.0	1	100.0
27/12/2021	05:00	0	0	0	0	2	0	0	0	0	0	0	0	0	0	0	0	0	0	0	2	35	25 to 35	100.0	2	100.0
27/12/2021	06:00	0	0	0	2	0	0	0	0	0	0	0	0	0	0	0	0	0	0	0	2	30	20 to 30	100.0	*	*
27/12/2021	07:00	0	0	0	2	1	3	0	0	0	0	0	0	0	0	0	0	0	0	0	6	38.3	30 to 40	100.0	4	66.7
27/12/2021	08:00	0	1	5	9	7	1	0	0	0	0	0	0	0	0	0	0	0	0	0	23	33.6	25 to 35	91.3	8	34.8
27/12/2021	09:00	0	0	2	7	9	2	0	0	0	0	0	0	0	0	0	0	0	0	0	20	34.4	25 to 35	90.0	11	55.0
27/12/2021	10:00	1	0	12	22	6	1	0	0	0	0	0	0	0	0	0	0	0	0	0	42	30.8	25 to 35	95.2	7	16.7
27/12/2021	11:00	2	3	11	24	6	2	0	0	0	0	0	0	0	0	0	0	0	0	0	48	30.8	25 to 35	85.4	8	16.7
27/12/2021	12:00	2	4	6	20	12	0	0	0	0	0	0	0	0	0	0	0	0	0	0	44	32.1	25 to 35	86.4	12	27.3
27/12/2021	13:00	0	0	4	24	8	2	0	0	0	0	0	0	0	0	0	0	0	0	0	38	32.5	25 to 35	94.7	10	26.3
27/12/2021	14:00	2	1	5	15	7	0	0	0	0	0	0	0	0	0	0	0	0	0	0	30	32.1	25 to 35	90.0	7	23.3
27/12/2021	15:00	1	0	2	9	8	1	0	0	0	0	0	0	0	0	0	0	0	0	0	21	33.8	25 to 35	90.5	9	42.9
27/12/2021	16:00	0	0	4	14	7	0	0	0	0	0	0	0	0	0	0	0	0	0	0	25	32.1	25 to 35	100.0	7	28.0
27/12/2021	17:00	0	1	5	11	4	3	0	0	0	0	0	0	0	0	0	0	0	0	0	24	33.8	25 to 35	83.3	7	29.2
27/12/2021	18:00	0	0	5	11	5	2	0	0	0	0	0	0	0	0	0	0	0	0	0	23	34	25 to 35	91.3	7	30.4
27/12/2021	19:00	0	0	5	1	4	1	0	0	0	0	0	0	0	0	0	0	0	0	0	11	33.8	25 to 35	90.9	5	45.5
27/12/2021	20:00	0	0	0	4	0	0	1	0	0	0	0	0	0	0	0	0	0	0	0	5	30	20 to 30	80.0	1	20.0
27/12/2021	21:00	0	0	0	7	1	0	1	0	0	0	0	0	0	0	0	0	0	0	0	9	35	25 to 35	88.9	2	22.2
27/12/2021	22:00	0	0	0	3	3	2	0	0	0	0	0	0	0	0	0	0	0	0	0	8	37.5	30 to 40	100.0	5	62.5
27/12/2021	23:00	0	0	0	0	0	1	0	0	0	0	0	0	0	0	0	0	0	0	0	1	40	30 to 40	100.0	1	100.0
24 Hr Summary		8	10	66	185	92	22	2	0	0	0	0	0	0	0	0	0	0	0	0	385	33.2	25 to 35	89.1	116	30.1

Incoming Histogram

Hall Lane leaving the village

Outside number 6

from Tue-Oct-26-2021-10-00-PM to Thu-Jan-13-2022-02-59-PM

Date	Starting Hr:min	<15	15 to <20	20 to <25	25 to <30	30 to <35	35 to <40	40 to <45	45 to <50	50 to <55	55 to <60	60 to <65	65 to <70	70 to <75	75 to <80	80 to <85	85 to <90	90 to <95	95 to <100	100 to >105	Total Counts	85pct Speed	10MPH Pace	% in pace	# of Speeders	% Speeders
28/12/2021	00:00	0	0	0	1	1	0	0	0	0	0	0	0	0	0	0	0	0	0	0	2	35	25 to 35	100.0	1	50.0
28/12/2021	01:00	0	1	1	0	0	0	0	0	0	0	0	0	0	0	0	0	0	0	0	2	25	15 to 25	100.0	*	*
28/12/2021	02:00	0	0	0	0	0	0	0	0	0	0	0	0	0	0	0	0	0	0	0	0	0	*	*	*	*
28/12/2021	03:00	0	0	0	0	0	1	0	0	0	0	0	0	0	0	0	0	0	0	0	1	40	30 to 40	100.0	1	100.0
28/12/2021	04:00	0	0	0	0	1	1	0	0	0	0	0	0	0	0	0	0	0	0	0	2	40	30 to 40	100.0	2	100.0
28/12/2021	05:00	0	0	0	1	3	0	0	0	0	0	0	0	0	0	0	0	0	0	0	4	33.3	25 to 35	100.0	3	75.0
28/12/2021	06:00	0	0	0	1	1	0	0	0	0	0	0	0	0	0	0	0	0	0	0	2	35	25 to 35	100.0	1	50.0
28/12/2021	07:00	0	0	1	3	1	3	0	0	0	0	0	0	0	0	0	0	0	0	0	8	38.3	30 to 40	87.5	4	50.0
28/12/2021	08:00	0	0	0	10	5	1	0	0	0	0	0	0	0	0	0	0	0	0	0	16	34	30 to 40	100.0	6	37.5
28/12/2021	09:00	0	3	2	16	8	0	0	0	0	0	0	0	0	0	0	0	0	0	0	29	32.5	25 to 35	89.7	8	27.6
28/12/2021	10:00	0	1	5	13	11	0	0	0	0	0	0	0	0	0	0	0	0	0	0	30	33.2	25 to 35	96.7	11	36.7
28/12/2021	11:00	1	1	8	14	10	0	0	0	0	0	0	0	0	0	0	0	0	0	0	34	32.5	25 to 35	94.1	10	29.4
28/12/2021	12:00	0	0	6	16	11	3	0	0	0	0	0	0	0	0	0	0	0	0	0	36	34.1	25 to 35	91.7	14	38.9
28/12/2021	13:00	1	2	9	21	14	0	0	0	0	0	0	0	0	0	0	0	0	0	0	47	32.5	25 to 35	93.6	14	29.8
28/12/2021	14:00	0	1	4	14	9	0	0	0	0	0	0	0	0	0	0	0	0	0	0	28	32.8	25 to 35	96.4	9	32.1
28/12/2021	15:00	0	0	8	12	5	2	0	0	0	0	0	0	0	0	0	0	0	0	0	27	33	25 to 35	92.6	7	25.9
28/12/2021	16:00	1	1	3	13	3	1	0	0	0	0	0	0	0	0	0	0	0	0	0	22	31.7	25 to 35	86.4	4	18.2
28/12/2021	17:00	0	1	2	9	5	1	0	0	0	0	0	0	0	0	0	0	0	0	0	18	33	25 to 35	88.9	6	33.3
28/12/2021	18:00	0	0	1	9	6	2	1	0	0	0	0	0	0	0	0	0	0	0	0	19	35	30 to 40	89.5	9	47.4
28/12/2021	19:00	0	0	1	4	0	0	0	0	0	0	0	0	0	0	0	0	0	0	0	5	28.8	20 to 30	100.0	*	*
28/12/2021	20:00	0	0	5	2	4	0	1	1	0	0	0	0	0	0	0	0	0	0	0	13	35	25 to 35	84.6	6	46.2
28/12/2021	21:00	0	0	3	3	1	0	1	0	0	0	0	0	0	0	0	0	0	0	0	8	35	25 to 35	87.5	2	25.0
28/12/2021	22:00	0	0	0	1	1	0	0	0	0	0	0	0	0	0	0	0	0	0	0	2	35	25 to 35	100.0	1	50.0
28/12/2021	23:00	0	0	3	2	1	1	0	0	0	0	0	0	0	0	0	0	0	0	0	7	35	25 to 35	85.7	2	28.6
24 Hr Summary		3	11	62	165	101	16	3	1	0	0	0	0	0	0	0	0	0	0	0	362	33.3	25 to 35	90.6	121	33.4

Incoming Histogram
Hall Lane leaving the village
Outside number 6

from Tue-Oct-26-2021-10-00-PM to Thu-Jan-13-2022-02-59-PM

Date	Starting Hr:min	<15	15 to <20	20 to <25	25 to <30	30 to <35	35 to <40	40 to <45	45 to <50	50 to <55	55 to <60	60 to <65	65 to <70	70 to <75	75 to <80	80 to <85	85 to <90	90 to <95	95 to <100	100 to >105	Total Counts	85pct Speed	10MPH Pace	% in pace	# of Speeders	% Speeders
29/12/2021	00:00	0	0	0	1	1	0	0	0	0	0	0	0	0	0	0	0	0	0	0	2	35	25 to 35	100.0	1	50.0
29/12/2021	01:00	0	0	0	0	0	0	0	0	0	0	0	0	0	0	0	0	0	0	0	0	0	*	*	*	*
29/12/2021	02:00	0	0	0	0	0	0	0	0	0	0	0	0	0	0	0	0	0	0	0	0	0	*	*	*	*
29/12/2021	03:00	0	0	0	1	0	1	0	0	0	0	0	0	0	0	0	0	0	0	0	2	40	30 to 40	100.0	1	50.0
29/12/2021	04:00	0	0	0	1	2	2	0	0	0	0	0	0	0	0	0	0	0	0	0	5	37.5	30 to 40	100.0	4	80.0
29/12/2021	05:00	0	0	0	2	2	1	0	0	0	0	0	0	0	0	0	0	0	0	0	5	35	30 to 40	100.0	3	60.0
29/12/2021	06:00	0	0	1	5	3	2	0	0	0	0	0	0	0	0	0	0	0	0	0	11	35	30 to 40	90.9	5	45.5
29/12/2021	07:00	0	2	2	8	5	1	0	0	0	0	0	0	0	0	0	0	0	0	0	18	33	25 to 35	83.3	6	33.3
29/12/2021	08:00	0	2	1	16	9	0	0	0	0	0	0	0	0	0	0	0	0	0	0	28	32.8	25 to 35	92.9	9	32.1
29/12/2021	09:00	0	2	7	23	11	0	0	0	0	0	0	0	0	0	0	0	0	0	0	43	32.3	25 to 35	95.3	11	25.6
29/12/2021	10:00	0	2	14	23	8	1	0	0	0	0	0	0	0	0	0	0	0	0	0	48	31.2	25 to 35	93.8	9	18.8
29/12/2021	11:00	0	2	8	34	5	1	0	0	0	0	0	0	0	0	0	0	0	0	0	50	29.7	25 to 35	94.0	6	12.0
29/12/2021	12:00	1	1	7	19	5	0	0	0	0	0	0	0	0	0	0	0	0	0	0	33	30	25 to 35	93.9	5	15.2
29/12/2021	13:00	0	2	6	20	16	0	0	0	0	0	0	0	0	0	0	0	0	0	0	44	32.8	25 to 35	95.5	16	36.4
29/12/2021	14:00	1	0	2	16	6	0	0	0	0	0	0	0	0	0	0	0	0	0	0	25	31.7	25 to 35	96.0	6	24.0
29/12/2021	15:00	0	2	6	19	6	3	0	0	0	0	0	0	0	0	0	0	0	0	0	36	33.3	25 to 35	86.1	9	25.0
29/12/2021	16:00	1	1	12	19	8	0	0	0	0	0	0	0	0	0	0	0	0	0	0	41	31.2	25 to 35	95.1	8	19.5
29/12/2021	17:00	3	1	4	20	7	4	0	0	0	0	0	0	0	0	0	0	0	0	0	39	33.6	25 to 35	79.5	11	28.2
29/12/2021	18:00	0	1	4	6	10	3	0	0	0	0	0	0	0	0	0	0	0	0	0	24	34.5	25 to 35	83.3	13	54.2
29/12/2021	19:00	0	0	7	9	6	0	0	0	0	0	0	0	0	0	0	0	0	0	0	22	32.5	25 to 35	100.0	6	27.3
29/12/2021	20:00	0	0	1	4	5	1	0	0	0	0	0	0	0	0	0	0	0	0	0	11	34	25 to 35	90.9	6	54.5
29/12/2021	21:00	0	0	0	5	2	2	0	0	0	0	0	0	0	0	0	0	0	0	0	9	37.5	30 to 40	100.0	4	44.4
29/12/2021	22:00	0	0	1	5	2	0	0	0	0	0	0	0	0	0	0	0	0	0	0	8	32.5	25 to 35	100.0	2	25.0
29/12/2021	23:00	0	0	4	9	2	0	0	0	0	0	0	0	0	0	0	0	0	0	0	15	30	25 to 35	100.0	2	13.3
24 Hr Summary		6	18	87	265	121	22	0	0	0	0	0	0	0	0	0	0	0	0	0	519	32.7	25 to 35	91.1	143	27.6

Incoming Histogram

Hall Lane leaving the village

Outside number 6

from Tue-Oct-26-2021-10-00-PM to Thu-Jan-13-2022-02-59-PM

Date	Starting Hr:min	<15	15 to <20	20 to <25	25 to <30	30 to <35	35 to <40	40 to <45	45 to <50	50 to <55	55 to <60	60 to <65	65 to <70	70 to <75	75 to <80	80 to <85	85 to <90	90 to <95	95 to <100	100 to >105	Total Counts	85pct Speed	10MPH Pace	% in pace	# of Speeders	% Speeders
30/12/2021	00:00	0	0	0	1	0	0	0	0	0	0	0	0	0	0	0	0	0	0	0	1	30	20 to 30	100.0	*	*
30/12/2021	01:00	0	0	0	0	0	0	0	0	0	0	0	0	0	0	0	0	0	0	0	0	0	*	*	*	*
30/12/2021	02:00	0	0	0	0	0	0	0	0	0	0	0	0	0	0	0	0	0	0	0	0	0	*	*	*	*
30/12/2021	03:00	0	0	0	0	0	2	0	0	0	0	0	0	0	0	0	0	0	0	0	2	40	30 to 40	100.0	2	100.0
30/12/2021	04:00	0	0	0	0	1	1	0	0	0	0	0	0	0	0	0	0	0	0	0	2	40	30 to 40	100.0	2	100.0
30/12/2021	05:00	0	0	1	2	2	0	0	0	0	0	0	0	0	0	0	0	0	0	0	5	32.5	25 to 35	100.0	2	40.0
30/12/2021	06:00	0	1	0	3	7	2	0	0	0	0	0	0	0	0	0	0	0	0	0	13	35	30 to 40	92.3	9	69.2
30/12/2021	07:00	0	1	2	8	5	1	0	0	0	0	0	0	0	0	0	0	0	0	0	17	33	25 to 35	88.2	6	35.3
30/12/2021	08:00	1	1	1	13	7	0	0	0	0	0	0	0	0	0	0	0	0	0	0	23	32.9	25 to 35	91.3	7	30.4
30/12/2021	09:00	1	2	5	24	8	2	0	0	0	0	0	0	0	0	0	0	0	0	0	42	32.5	25 to 35	88.1	10	23.8
30/12/2021	10:00	0	2	4	21	8	0	0	0	0	0	0	0	0	0	0	0	0	0	0	35	31.9	25 to 35	94.3	8	22.9
30/12/2021	11:00	2	2	14	33	12	1	0	0	0	0	0	0	0	0	0	0	0	0	0	64	31.2	25 to 35	92.2	13	20.3
30/12/2021	12:00	2	0	5	23	9	4	0	0	0	0	0	0	0	0	0	0	0	0	0	43	33.9	25 to 35	86.0	13	30.2
30/12/2021	13:00	0	2	13	26	10	1	0	0	0	0	0	0	0	0	0	0	0	0	0	52	31.5	25 to 35	94.2	11	21.2
30/12/2021	14:00	0	2	13	20	10	0	0	0	0	0	0	0	0	0	0	0	0	0	0	45	31.5	25 to 35	95.6	10	22.2
30/12/2021	15:00	0	5	8	18	5	0	0	0	0	0	0	0	0	0	0	0	0	0	0	36	30	20 to 30	86.1	5	13.9
30/12/2021	16:00	1	1	7	22	7	0	0	0	0	0	0	0	0	0	0	0	0	0	0	38	30.7	25 to 35	94.7	7	18.4
30/12/2021	17:00	0	1	3	13	9	1	0	0	0	0	0	0	0	0	0	0	0	0	0	27	33.3	25 to 35	92.6	10	37.0
30/12/2021	18:00	0	4	6	11	5	1	0	0	0	0	0	0	0	0	0	0	0	0	0	27	32	25 to 35	81.5	6	22.2
30/12/2021	19:00	0	0	3	10	5	0	1	0	0	0	0	0	0	0	0	0	0	0	0	19	33	25 to 35	94.7	6	31.6
30/12/2021	20:00	0	0	0	4	2	0	0	0	0	0	0	0	0	0	0	0	0	0	0	6	32.5	25 to 35	100.0	2	33.3
30/12/2021	21:00	0	0	0	2	0	0	1	0	0	0	0	0	0	0	0	0	0	0	0	3	45	20 to 30	66.7	1	33.3
30/12/2021	22:00	0	0	0	4	1	1	0	0	0	0	0	0	0	0	0	0	0	0	0	6	35	30 to 40	100.0	2	33.3
30/12/2021	23:00	1	0	0	2	0	1	1	0	0	0	0	0	0	0	0	0	0	0	0	5	40	30 to 40	60.0	2	40.0
24 Hr Summary		8	24	85	260	113	18	3	0	0	0	0	0	0	0	0	0	0	0	0	511	32.5	25 to 35	89.6	134	26.2

Incoming Histogram
Hall Lane leaving the village
Outside number 6

from Tue-Oct-26-2021-10-00-PM to Thu-Jan-13-2022-02-59-PM

Date	Starting Hr:min	<15	15 to <20	20 to <25	25 to <30	30 to <35	35 to <40	40 to <45	45 to <50	50 to <55	55 to <60	60 to <65	65 to <70	70 to <75	75 to <80	80 to <85	85 to <90	90 to <95	95 to <100	100 to >105	Total Counts	85pct Speed	10MPH Pace	% in pace	# of Speeders	% Speeders	
31/12/2021	00:00	0	0	1	0	0	0	0	0	0	0	0	0	0	0	0	0	0	0	0	1	25	15 to 25	100.0	*	*	
31/12/2021	01:00	0	0	0	0	0	0	0	0	0	0	0	0	0	0	0	0	0	0	0	0	0	0	*	*	*	*
31/12/2021	02:00	0	0	0	0	0	0	0	0	0	0	0	0	0	0	0	0	0	0	0	0	0	0	*	*	*	*
31/12/2021	03:00	0	0	0	1	0	1	0	0	0	0	0	0	0	0	0	0	0	0	0	2	40	30 to 40	100.0	1	50.0	
31/12/2021	04:00	0	0	0	0	1	0	0	0	0	0	0	0	0	0	0	0	0	0	0	1	35	25 to 35	100.0	1	100.0	
31/12/2021	05:00	0	0	0	0	0	1	0	0	0	0	0	0	0	0	0	0	0	0	0	1	40	30 to 40	100.0	1	100.0	
31/12/2021	06:00	1	0	0	7	6	2	1	0	0	0	0	0	0	0	0	0	0	0	0	17	35	30 to 40	88.2	9	52.9	
31/12/2021	07:00	0	2	0	11	4	3	1	0	0	0	0	0	0	0	0	0	0	0	0	21	36.7	30 to 40	85.7	8	38.1	
31/12/2021	08:00	0	0	2	18	7	0	0	0	0	0	0	0	0	0	0	0	0	0	0	27	32.1	25 to 35	100.0	7	25.9	
31/12/2021	09:00	1	1	6	16	5	1	0	0	0	0	0	0	0	0	0	0	0	0	0	30	32	25 to 35	90.0	6	20.0	
31/12/2021	10:00	0	4	13	23	8	0	0	0	0	0	0	0	0	0	0	0	0	0	0	48	30.6	25 to 35	91.7	8	16.7	
31/12/2021	11:00	3	2	9	28	7	0	0	0	0	0	0	0	0	0	0	0	0	0	0	49	30	25 to 35	89.8	7	14.3	
31/12/2021	12:00	0	3	3	27	15	0	0	0	0	0	0	0	0	0	0	0	0	0	0	48	32.7	25 to 35	93.8	15	31.3	
31/12/2021	13:00	0	0	5	22	9	2	0	0	0	0	0	0	0	0	0	0	0	0	0	38	32.8	25 to 35	94.7	11	28.9	
31/12/2021	14:00	1	2	6	24	14	2	0	0	0	0	0	0	0	0	0	0	0	0	0	49	33.2	25 to 35	89.8	16	32.7	
31/12/2021	15:00	2	1	5	15	15	1	0	0	0	0	0	0	0	0	0	0	0	0	0	39	33.3	25 to 35	89.7	16	41.0	
31/12/2021	16:00	0	0	16	17	5	3	0	0	0	0	0	0	0	0	0	0	0	0	0	41	32	25 to 35	92.7	8	19.5	
31/12/2021	17:00	0	0	5	16	6	3	1	0	0	0	0	0	0	0	0	0	0	0	0	31	34.2	25 to 35	87.1	10	32.3	
31/12/2021	18:00	1	0	1	6	10	4	0	0	0	0	0	0	0	0	0	0	0	0	0	22	36.2	30 to 40	90.9	14	63.6	
31/12/2021	19:00	0	0	2	7	6	0	1	0	0	0	0	0	0	0	0	0	0	0	0	16	34.2	25 to 35	93.8	7	43.8	
31/12/2021	20:00	0	0	0	2	3	0	0	1	0	0	0	0	0	0	0	0	0	0	0	6	35	25 to 35	83.3	4	66.7	
31/12/2021	21:00	0	0	1	4	0	0	0	0	0	0	0	0	0	0	0	0	0	0	0	5	28.8	20 to 30	100.0	*	*	
31/12/2021	22:00	0	0	1	1	0	2	0	0	0	0	0	0	0	0	0	0	0	0	0	4	37.5	30 to 40	75.0	2	50.0	
31/12/2021	23:00	1	0	0	1	0	0	0	0	0	0	0	0	0	0	0	0	0	0	0	2	30	5 to 15	50.0	*	*	
24 Hr Summary		10	15	76	246	121	25	4	1	0	0	0	0	0	0	0	0	0	0	0	498	33.1	25 to 35	89.0	151	30.3	

Incoming Histogram
Hall Lane leaving the village
Outside number 6

from Tue-Oct-26-2021-10-00-PM to Thu-Jan-13-2022-02-59-PM

Date	Starting Hr:min	<15	15 to <20	20 to <25	25 to <30	30 to <35	35 to <40	40 to <45	45 to <50	50 to <55	55 to <60	60 to <65	65 to <70	70 to <75	75 to <80	80 to <85	85 to <90	90 to <95	95 to <100	100 to >105	Total Counts	85pct Speed	10MPH Pace	% in pace	# of Speeders	% Speeders
01/01/2022	00:00	0	1	3	4	2	0	0	0	0	0	0	0	0	0	0	0	0	0	0	10	30	25 to 35	90.0	2	20.0
01/01/2022	01:00	0	0	1	5	0	0	0	0	0	0	0	0	0	0	0	0	0	0	0	6	29	20 to 30	100.0	*	*
01/01/2022	02:00	0	0	0	0	1	1	0	0	0	0	0	0	0	0	0	0	0	0	0	2	40	30 to 40	100.0	2	100.0
01/01/2022	03:00	0	1	0	1	0	1	0	0	0	0	0	0	0	0	0	0	0	0	0	3	40	20 to 30	66.7	1	33.3
01/01/2022	04:00	0	0	0	0	1	1	0	0	0	0	0	0	0	0	0	0	0	0	0	2	40	30 to 40	100.0	2	100.0
01/01/2022	05:00	0	0	0	0	0	0	0	0	0	0	0	0	0	0	0	0	0	0	0	0	0	*	*	*	*
01/01/2022	06:00	0	0	0	0	2	0	0	0	0	0	0	0	0	0	0	0	0	0	0	2	35	25 to 35	100.0	2	100.0
01/01/2022	07:00	0	0	0	1	1	0	0	0	0	0	0	0	0	0	0	0	0	0	0	2	35	25 to 35	100.0	1	50.0
01/01/2022	08:00	1	0	0	5	0	1	0	0	0	0	0	0	0	0	0	0	0	0	0	7	30	30 to 40	85.7	1	14.3
01/01/2022	09:00	0	1	4	11	9	1	0	0	0	0	0	0	0	0	0	0	0	0	0	26	33.3	25 to 35	92.3	10	38.5
01/01/2022	10:00	0	0	6	14	6	0	0	0	0	0	0	0	0	0	0	0	0	0	0	26	31.7	25 to 35	100.0	6	23.1
01/01/2022	11:00	0	0	2	19	11	1	0	0	0	0	0	0	0	0	0	0	0	0	0	33	33.2	25 to 35	97.0	12	36.4
01/01/2022	12:00	2	0	7	16	10	2	0	0	0	0	0	0	0	0	0	0	0	0	0	37	33	25 to 35	89.2	12	32.4
01/01/2022	13:00	1	0	6	13	14	0	0	0	0	0	0	0	0	0	0	0	0	0	0	34	33.2	25 to 35	97.1	14	41.2
01/01/2022	14:00	0	4	4	13	6	0	0	0	0	0	0	0	0	0	0	0	0	0	0	27	31.7	25 to 35	85.2	6	22.2
01/01/2022	15:00	1	0	1	14	5	0	0	0	0	0	0	0	0	0	0	0	0	0	0	21	32	25 to 35	95.2	5	23.8
01/01/2022	16:00	0	1	8	16	3	0	0	0	0	0	0	0	0	0	0	0	0	0	0	28	29.7	25 to 35	96.4	3	10.7
01/01/2022	17:00	0	0	2	9	11	0	0	0	0	0	0	0	0	0	0	0	0	0	0	22	33.6	25 to 35	100.0	11	50.0
01/01/2022	18:00	0	0	2	3	9	2	0	0	0	0	0	0	0	0	0	0	0	0	0	16	35	25 to 35	87.5	11	68.8
01/01/2022	19:00	0	0	0	8	5	0	0	0	0	0	0	0	0	0	0	0	0	0	0	13	33	25 to 35	100.0	5	38.5
01/01/2022	20:00	0	0	1	3	4	0	0	0	0	0	0	0	0	0	0	0	0	0	0	8	33.8	25 to 35	100.0	4	50.0
01/01/2022	21:00	0	0	1	4	1	0	0	0	0	0	0	0	0	0	0	0	0	0	0	6	30	25 to 35	100.0	1	16.7
01/01/2022	22:00	0	0	0	1	2	0	0	0	0	0	0	0	0	0	0	0	0	0	0	3	35	25 to 35	100.0	2	66.7
01/01/2022	23:00	0	0	3	1	2	0	0	0	0	0	0	0	0	0	0	0	0	0	0	6	32.5	25 to 35	100.0	2	33.3
24 Hr Summary		5	8	51	161	105	10	0	0	0	0	0	0	0	0	0	0	0	0	0	340	33	25 to 35	93.2	115	33.8

Incoming Histogram
Hall Lane leaving the village
Outside number 6

from Tue-Oct-26-2021-10-00-PM to Thu-Jan-13-2022-02-59-PM

Date	Starting Hr:min	<15	15 to <20	20 to <25	25 to <30	30 to <35	35 to <40	40 to <45	45 to <50	50 to <55	55 to <60	60 to <65	65 to <70	70 to <75	75 to <80	80 to <85	85 to <90	90 to <95	95 to <100	100 to >105	Total Counts	85pct Speed	10MPH Pace	% in pace	# of Speeders	% Speeders
02/01/2022	00:00	0	0	0	0	0	0	0	0	0	0	0	0	0	0	0	0	0	0	0	0	0	*	*	*	*
02/01/2022	01:00	0	0	0	0	0	0	0	0	0	0	0	0	0	0	0	0	0	0	0	0	0	*	*	*	*
02/01/2022	02:00	0	0	0	0	0	0	0	0	0	0	0	0	0	0	0	0	0	0	0	0	0	*	*	*	*
02/01/2022	03:00	0	0	0	0	0	1	0	0	0	0	0	0	0	0	0	0	0	0	0	1	40	30 to 40	100.0	1	100.0
02/01/2022	04:00	0	0	0	0	0	0	0	0	0	0	0	0	0	0	0	0	0	0	0	0	0	*	*	*	*
02/01/2022	05:00	0	0	0	1	0	2	0	0	0	0	0	0	0	0	0	0	0	0	0	3	40	30 to 40	100.0	2	66.7
02/01/2022	06:00	0	1	0	0	1	0	0	1	0	0	0	0	0	0	0	0	0	0	0	3	50	10 to 20	33.3	2	66.7
02/01/2022	07:00	0	0	0	4	1	1	0	0	0	0	0	0	0	0	0	0	0	0	0	6	35	30 to 40	100.0	2	33.3
02/01/2022	08:00	0	2	1	3	6	0	0	0	0	0	0	0	0	0	0	0	0	0	0	12	33.3	25 to 35	83.3	6	50.0
02/01/2022	09:00	0	1	5	10	9	2	0	0	0	0	0	0	0	0	0	0	0	0	0	27	33.9	25 to 35	88.9	11	40.7
02/01/2022	10:00	1	1	7	16	16	0	0	0	0	0	0	0	0	0	0	0	0	0	0	41	33.1	25 to 35	95.1	16	39.0
02/01/2022	11:00	2	3	6	18	13	4	0	0	0	0	0	0	0	0	0	0	0	0	0	46	33.8	25 to 35	80.4	17	37.0
02/01/2022	12:00	1	1	10	19	16	1	0	0	0	0	0	0	0	0	0	0	0	0	0	48	33.1	25 to 35	93.8	17	35.4
02/01/2022	13:00	2	0	9	15	11	0	0	0	0	0	0	0	0	0	0	0	0	0	0	37	32.3	25 to 35	94.6	11	29.7
02/01/2022	14:00	0	2	3	12	10	0	0	0	0	0	0	0	0	0	0	0	0	0	0	27	33	25 to 35	92.6	10	37.0
02/01/2022	15:00	2	1	4	14	5	0	0	1	0	0	0	0	0	0	0	0	0	0	0	27	32	25 to 35	85.2	6	22.2
02/01/2022	16:00	0	1	1	15	4	3	0	0	0	0	0	0	0	0	0	0	0	0	0	24	33.8	30 to 40	91.7	7	29.2
02/01/2022	17:00	1	0	4	7	6	1	1	0	0	0	0	0	0	0	0	0	0	0	0	20	34.2	25 to 35	85.0	8	40.0
02/01/2022	18:00	0	2	0	4	2	1	0	0	0	0	0	0	0	0	0	0	0	0	0	9	35	30 to 40	77.8	3	33.3
02/01/2022	19:00	0	1	1	4	1	3	0	0	0	0	0	0	0	0	0	0	0	0	0	10	36.7	30 to 40	80.0	4	40.0
02/01/2022	20:00	1	0	3	5	2	1	0	0	0	0	0	0	0	0	0	0	0	0	0	12	32.5	25 to 35	83.3	3	25.0
02/01/2022	21:00	0	0	0	4	0	0	0	0	0	0	0	0	0	0	0	0	0	0	0	4	28.8	20 to 30	100.0	*	*
02/01/2022	22:00	0	0	0	1	1	0	0	0	0	0	0	0	0	0	0	0	0	0	0	2	35	25 to 35	100.0	1	50.0
02/01/2022	23:00	0	0	1	0	1	0	1	0	0	0	0	0	0	0	0	0	0	0	0	3	45	25 to 35	66.7	2	66.7
24 Hr Summary		10	16	55	152	105	20	2	2	0	0	0	0	0	0	0	0	0	0	0	362	33.6	25 to 35	86.2	129	35.6

Incoming Histogram

Hall Lane leaving the village

Outside number 6

from Tue-Oct-26-2021-10-00-PM to Thu-Jan-13-2022-02-59-PM

Date	Starting Hr:min	<15	15 to <20	20 to <25	25 to <30	30 to <35	35 to <40	40 to <45	45 to <50	50 to <55	55 to <60	60 to <65	65 to <70	70 to <75	75 to <80	80 to <85	85 to <90	90 to <95	95 to <100	100 to >105	Total Counts	85pct Speed	10MPH Pace	% in pace	# of Speeders	% Speeders	
03/01/2022	00:00	0	0	0	0	0	0	0	0	0	0	0	0	0	0	0	0	0	0	0	0	0	0	*	*	*	*
03/01/2022	01:00	0	0	0	1	0	0	0	0	0	0	0	0	0	0	0	0	0	0	0	1	30	20 to 30	100.0	*	*	
03/01/2022	02:00	0	0	0	0	0	0	0	0	0	0	0	0	0	0	0	0	0	0	0	0	0	0	*	*	*	*
03/01/2022	03:00	0	0	0	1	1	1	0	0	0	0	0	0	0	0	0	0	0	0	0	3	40	30 to 40	100.0	2	66.7	
03/01/2022	04:00	0	0	0	1	1	1	0	0	0	0	0	0	0	0	0	0	0	0	0	3	40	30 to 40	100.0	2	66.7	
03/01/2022	05:00	0	0	0	2	2	0	0	0	0	0	0	0	0	0	0	0	0	0	0	4	32.5	25 to 35	100.0	2	50.0	
03/01/2022	06:00	0	0	0	1	0	1	0	0	0	0	0	0	0	0	0	0	0	0	0	2	40	30 to 40	100.0	1	50.0	
03/01/2022	07:00	0	0	1	1	3	2	0	0	0	0	0	0	0	0	0	0	0	0	0	7	37.5	30 to 40	85.7	5	71.4	
03/01/2022	08:00	1	1	1	9	6	0	0	0	0	0	0	0	0	0	0	0	0	0	0	18	32.5	25 to 35	88.9	6	33.3	
03/01/2022	09:00	1	2	6	24	7	1	0	0	0	0	0	0	0	0	0	0	0	0	0	41	31.4	25 to 35	90.2	8	19.5	
03/01/2022	10:00	0	4	1	22	16	0	0	0	0	0	0	0	0	0	0	0	0	0	0	43	33.1	25 to 35	90.7	16	37.2	
03/01/2022	11:00	2	1	6	23	11	2	0	0	0	0	0	0	0	0	0	0	0	0	0	45	32.7	25 to 35	88.9	13	28.9	
03/01/2022	12:00	2	2	3	14	13	1	0	0	0	0	0	0	0	0	0	0	0	0	0	35	33.5	25 to 35	85.7	14	40.0	
03/01/2022	13:00	1	0	6	24	6	1	0	0	0	0	0	0	0	0	0	0	0	0	0	38	30.8	25 to 35	94.7	7	18.4	
03/01/2022	14:00	2	2	4	5	6	0	0	0	0	0	0	0	0	0	0	0	0	0	0	19	32.5	25 to 35	78.9	6	31.6	
03/01/2022	15:00	1	1	3	12	7	1	0	0	0	0	0	0	0	0	0	0	0	0	0	25	32.9	25 to 35	88.0	8	32.0	
03/01/2022	16:00	3	1	4	19	3	0	0	0	0	0	0	0	0	0	0	0	0	0	0	30	29.7	25 to 35	86.7	3	10.0	
03/01/2022	17:00	1	0	5	12	4	1	0	0	0	0	0	0	0	0	0	0	0	0	0	23	32.5	25 to 35	91.3	5	21.7	
03/01/2022	18:00	0	4	2	4	2	1	0	0	0	0	0	0	0	0	0	0	0	0	0	13	32.5	20 to 30	76.9	3	23.1	
03/01/2022	19:00	0	0	1	1	5	2	0	0	0	0	0	0	0	0	0	0	0	0	0	9	37.5	30 to 40	88.9	7	77.8	
03/01/2022	20:00	0	1	3	2	1	0	0	0	0	0	0	0	0	0	0	0	0	0	0	7	30	20 to 30	85.7	1	14.3	
03/01/2022	21:00	0	0	0	2	2	0	0	0	0	0	0	0	0	0	0	0	0	0	0	4	32.5	25 to 35	100.0	2	50.0	
03/01/2022	22:00	0	0	1	1	1	1	0	0	0	0	0	0	0	0	0	0	0	0	0	4	35	25 to 35	75.0	2	50.0	
03/01/2022	23:00	0	0	0	0	0	0	0	0	0	0	0	0	0	0	0	0	0	0	0	0	0	*	*	*	*	
24 Hr Summary		14	19	47	181	97	16	0	0	0	0	0	0	0	0	0	0	0	0	0	374	32.9	25 to 35	86.9	113	30.2	

Incoming Histogram

Hall Lane leaving the village

Outside number 6

from Tue-Oct-26-2021-10-00-PM to Thu-Jan-13-2022-02-59-PM

Date	Starting Hr:min	<15	15 to <20	20 to <25	25 to <30	30 to <35	35 to <40	40 to <45	45 to <50	50 to <55	55 to <60	60 to <65	65 to <70	70 to <75	75 to <80	80 to <85	85 to <90	90 to <95	95 to <100	100 to >105	Total Counts	85pct Speed	10MPH Pace	% in pace	# of Speeders	% Speeders	
04/01/2022	00:00	0	0	0	0	0	0	0	0	0	0	0	0	0	0	0	0	0	0	0	0	0	0	*	*	*	*
04/01/2022	01:00	0	0	0	0	1	0	0	0	0	0	0	0	0	0	0	0	0	0	0	0	1	35	25 to 35	100.0	1	100.0
04/01/2022	02:00	0	0	0	0	0	0	0	0	0	0	0	0	0	0	0	0	0	0	0	0	0	0	*	*	*	*
04/01/2022	03:00	0	0	0	0	0	0	0	0	0	0	0	0	0	0	0	0	0	0	0	0	0	0	*	*	*	*
04/01/2022	04:00	0	0	0	2	0	1	0	0	0	0	0	0	0	0	0	0	0	0	0	0	3	40	30 to 40	100.0	1	33.3
04/01/2022	05:00	0	0	2	1	1	1	0	0	0	0	0	0	0	0	0	0	0	0	0	0	5	35	25 to 35	80.0	2	40.0
04/01/2022	06:00	0	0	1	5	5	6	0	0	0	0	0	0	0	0	0	0	0	0	0	0	17	37.5	30 to 40	94.1	11	64.7
04/01/2022	07:00	1	0	5	29	14	2	0	0	0	0	0	0	0	0	0	0	0	0	0	0	51	32.9	25 to 35	94.1	16	31.4
04/01/2022	08:00	0	1	6	18	5	2	0	0	0	0	0	0	0	0	0	0	0	0	0	0	32	32	25 to 35	90.6	7	21.9
04/01/2022	09:00	1	1	12	19	8	0	0	0	0	0	0	0	0	0	0	0	0	0	0	0	41	31.2	25 to 35	95.1	8	19.5
04/01/2022	10:00	5	8	16	23	11	1	0	0	0	0	0	0	0	0	0	0	0	0	0	0	64	30.9	25 to 35	78.1	12	18.8
04/01/2022	11:00	0	1	7	21	8	0	0	0	0	0	0	0	0	0	0	0	0	0	0	0	37	31.2	25 to 35	97.3	8	21.6
04/01/2022	12:00	1	3	6	18	9	0	0	0	0	0	0	0	0	0	0	0	0	0	0	0	37	31.7	25 to 35	89.2	9	24.3
04/01/2022	13:00	0	3	10	19	8	2	0	0	0	0	0	0	0	0	0	0	0	0	0	0	42	32.5	25 to 35	88.1	10	23.8
04/01/2022	14:00	1	1	11	26	9	2	0	0	0	0	0	0	0	0	0	0	0	0	0	0	50	31.7	25 to 35	92.0	11	22.0
04/01/2022	15:00	0	0	5	18	8	0	0	0	0	0	0	0	0	0	0	0	0	0	0	0	31	31.9	25 to 35	100.0	8	25.8
04/01/2022	16:00	0	0	13	18	7	0	0	0	0	0	0	0	0	0	0	0	0	0	0	0	38	30.7	25 to 35	100.0	7	18.4
04/01/2022	17:00	0	1	5	21	11	1	0	0	0	0	0	0	0	0	0	0	0	0	0	0	39	32.7	25 to 35	94.9	12	30.8
04/01/2022	18:00	2	1	3	18	3	1	0	0	0	0	0	0	0	0	0	0	0	0	0	0	28	30	25 to 35	85.7	4	14.3
04/01/2022	19:00	0	0	1	4	5	1	2	0	0	0	0	0	0	0	0	0	0	0	0	0	13	40	25 to 35	76.9	8	61.5
04/01/2022	20:00	0	0	0	3	3	0	0	0	0	0	0	0	0	0	0	0	0	0	0	0	6	33.3	25 to 35	100.0	3	50.0
04/01/2022	21:00	0	0	0	3	3	0	0	0	0	0	0	0	0	0	0	0	0	0	0	0	6	33.3	25 to 35	100.0	3	50.0
04/01/2022	22:00	0	0	0	1	2	0	0	0	0	0	0	0	0	0	0	0	0	0	0	0	3	35	25 to 35	100.0	2	66.7
04/01/2022	23:00	0	0	1	0	1	1	0	0	0	0	0	0	0	0	0	0	0	0	0	0	3	40	25 to 35	66.7	2	66.7
24 Hr Summary		11	20	104	267	122	21	2	0	0	0	0	0	0	0	0	0	0	0	0	547	32.6	25 to 35	90.1	145	26.5	

Incoming Histogram
Hall Lane leaving the village
Outside number 6

from Tue-Oct-26-2021-10-00-PM to Thu-Jan-13-2022-02-59-PM

Date	Starting Hr:min	<15	15 to <20	20 to <25	25 to <30	30 to <35	35 to <40	40 to <45	45 to <50	50 to <55	55 to <60	60 to <65	65 to <70	70 to <75	75 to <80	80 to <85	85 to <90	90 to <95	95 to <100	100 to >105	Total Counts	85pct Speed	10MPH Pace	% in pace	# of Speeders	% Speeders
05/01/2022	00:00	0	0	1	0	0	0	0	0	0	0	0	0	0	0	0	0	0	0	0	1	25	15 to 25	100.0	*	*
05/01/2022	01:00	0	0	0	0	0	0	0	0	0	0	0	0	0	0	0	0	0	0	0	0	0	*	*	*	*
05/01/2022	02:00	0	0	0	0	0	1	0	0	0	0	0	0	0	0	0	0	0	0	0	1	40	30 to 40	100.0	1	100.0
05/01/2022	03:00	0	0	0	0	0	0	0	0	0	0	0	0	0	0	0	0	0	0	0	0	0	*	*	*	*
05/01/2022	04:00	0	0	0	1	0	0	0	0	0	0	0	0	0	0	0	0	0	0	0	1	30	20 to 30	100.0	*	*
05/01/2022	05:00	1	0	0	5	1	2	0	0	0	0	0	0	0	0	0	0	0	0	0	9	37.5	30 to 40	88.9	3	33.3
05/01/2022	06:00	1	0	1	4	13	4	0	0	0	0	0	0	0	0	0	0	0	0	0	23	36.2	30 to 40	91.3	17	73.9
05/01/2022	07:00	1	3	11	26	13	2	0	0	0	0	0	0	0	0	0	0	0	0	0	56	32.7	25 to 35	89.3	15	26.8
05/01/2022	08:00	0	4	13	33	20	1	0	0	0	0	0	0	0	0	0	0	0	0	0	71	32.5	25 to 35	93.0	21	29.6
05/01/2022	09:00	2	1	14	33	4	3	0	0	0	0	0	0	0	0	0	0	0	0	0	57	29.7	25 to 35	89.5	7	12.3
05/01/2022	10:00	0	0	6	22	8	1	0	0	0	0	0	0	0	0	0	0	0	0	0	37	31.9	25 to 35	97.3	9	24.3
05/01/2022	11:00	0	3	7	26	9	1	0	0	0	0	0	0	0	0	0	0	0	0	0	46	31.7	25 to 35	91.3	10	21.7
05/01/2022	12:00	1	6	11	22	4	2	0	0	0	0	0	0	0	0	0	0	0	0	0	46	29.8	20 to 30	84.8	6	13.0
05/01/2022	13:00	2	2	3	14	11	2	0	0	0	0	0	0	0	0	0	0	0	0	0	34	33.6	25 to 35	82.4	13	38.2
05/01/2022	14:00	1	1	3	18	9	2	0	0	0	0	0	0	0	0	0	0	0	0	0	34	33.3	25 to 35	88.2	11	32.4
05/01/2022	15:00	2	1	8	27	14	0	0	0	0	0	0	0	0	0	0	0	0	0	0	52	32.1	25 to 35	94.2	14	26.9
05/01/2022	16:00	2	5	8	19	12	0	0	0	0	0	0	0	0	0	0	0	0	0	0	46	32.1	25 to 35	84.8	12	26.1
05/01/2022	17:00	0	3	18	22	5	3	1	0	0	0	0	0	0	0	0	0	0	0	0	52	31	25 to 35	86.5	9	17.3
05/01/2022	18:00	2	3	4	15	3	0	0	0	0	0	0	0	0	0	0	0	0	0	0	27	29.7	20 to 30	81.5	3	11.1
05/01/2022	19:00	0	1	0	8	8	1	0	0	1	0	0	0	0	0	0	0	0	0	0	19	34.4	30 to 40	89.5	10	52.6
05/01/2022	20:00	0	0	0	6	1	1	0	0	0	0	0	0	0	0	0	0	0	0	0	8	35	30 to 40	100.0	2	25.0
05/01/2022	21:00	0	0	2	2	1	2	2	0	0	0	0	0	0	0	0	0	0	0	0	9	42.5	25 to 35	55.6	5	55.6
05/01/2022	22:00	0	0	0	1	4	0	0	0	0	0	0	0	0	0	0	0	0	0	0	5	33.8	25 to 35	100.0	4	80.0
05/01/2022	23:00	0	0	0	0	1	0	0	0	0	0	0	0	0	0	0	0	0	0	0	1	35	25 to 35	100.0	1	100.0
24 Hr Summary		15	33	110	304	141	28	3	0	1	0	0	0	0	0	0	0	0	0	0	635	32.8	25 to 35	87.4	173	27.2

Incoming Histogram

Hall Lane leaving the village

Outside number 6

from Tue-Oct-26-2021-10-00-PM to Thu-Jan-13-2022-02-59-PM

Date	Starting Hr:min	<15	15 to <20	20 to <25	25 to <30	30 to <35	35 to <40	40 to <45	45 to <50	50 to <55	55 to <60	60 to <65	65 to <70	70 to <75	75 to <80	80 to <85	85 to <90	90 to <95	95 to <100	100 to >105	Total Counts	85pct Speed	10MPH Pace	% in pace	# of Speeders	% Speeders
06/01/2022	00:00	0	0	0	0	0	0	0	0	0	0	0	0	0	0	0	0	0	0	0	0	0	*	*	*	*
06/01/2022	01:00	0	0	0	0	0	0	0	0	0	0	0	0	0	0	0	0	0	0	0	0	0	*	*	*	*
06/01/2022	02:00	0	0	0	0	1	0	0	0	0	0	0	0	0	0	0	0	0	0	0	1	35	25 to 35	100.0	1	100.0
06/01/2022	03:00	0	0	0	0	0	0	0	0	0	0	0	0	0	0	0	0	0	0	0	0	0	*	*	*	*
06/01/2022	04:00	0	0	0	0	0	1	0	0	0	0	0	0	0	0	0	0	0	0	0	1	40	30 to 40	100.0	1	100.0
06/01/2022	05:00	1	0	1	2	2	0	0	0	0	0	0	0	0	0	0	0	0	0	0	6	32.5	25 to 35	83.3	2	33.3
06/01/2022	06:00	0	1	1	6	10	3	1	0	0	0	0	0	0	0	0	0	0	0	0	22	36.7	30 to 40	86.4	14	63.6
06/01/2022	07:00	0	0	8	24	17	1	2	0	0	0	0	0	0	0	0	0	0	0	0	52	33.5	25 to 35	94.2	20	38.5
06/01/2022	08:00	3	3	11	27	22	1	0	0	0	0	0	0	0	0	0	0	0	0	0	67	33	25 to 35	89.6	23	34.3
06/01/2022	09:00	0	1	12	35	6	0	0	0	0	0	0	0	0	0	0	0	0	0	0	54	29.7	25 to 35	98.1	6	11.1
06/01/2022	10:00	2	1	8	31	7	1	0	0	0	0	0	0	0	0	0	0	0	0	0	50	30	25 to 35	92.0	8	16.0
06/01/2022	11:00	2	3	7	21	13	1	0	0	0	0	0	0	0	0	0	0	0	0	0	47	32.7	25 to 35	87.2	14	29.8
06/01/2022	12:00	2	1	6	20	5	0	0	0	0	0	0	0	0	0	0	0	0	0	0	34	30	25 to 35	91.2	5	14.7
06/01/2022	13:00	1	2	9	18	12	4	0	0	0	0	0	0	0	0	0	0	0	0	0	46	33.8	25 to 35	84.8	16	34.8
06/01/2022	14:00	0	0	6	16	10	1	0	0	0	0	0	0	0	0	0	0	0	0	0	33	33	25 to 35	97.0	11	33.3
06/01/2022	15:00	2	1	9	23	14	1	0	0	0	0	0	0	0	0	0	0	0	0	0	50	32.5	25 to 35	92.0	15	30.0
06/01/2022	16:00	0	1	8	22	12	2	0	0	0	0	0	0	0	0	0	0	0	0	0	45	32.9	25 to 35	93.3	14	31.1
06/01/2022	17:00	0	1	11	18	6	2	1	0	0	0	0	0	0	0	0	0	0	0	0	39	32.5	25 to 35	89.7	9	23.1
06/01/2022	18:00	0	3	7	12	8	0	0	0	0	0	0	0	0	0	0	0	0	0	0	30	32.5	25 to 35	90.0	8	26.7
06/01/2022	19:00	0	0	3	9	2	0	0	0	0	0	0	0	0	0	0	0	0	0	0	14	30	25 to 35	100.0	2	14.3
06/01/2022	20:00	0	0	1	5	0	0	0	0	0	0	0	0	0	0	0	0	0	0	0	6	29	20 to 30	100.0	*	*
06/01/2022	21:00	0	1	2	7	4	1	0	0	0	0	0	0	0	0	0	0	0	0	0	15	33.8	25 to 35	86.7	5	33.3
06/01/2022	22:00	0	0	0	1	2	2	0	0	0	0	0	0	0	0	0	0	0	0	0	5	37.5	30 to 40	100.0	4	80.0
06/01/2022	23:00	0	0	0	0	3	0	0	0	0	0	0	0	0	0	0	0	0	0	0	3	35	25 to 35	100.0	3	100.0
24 Hr Summary		13	19	110	297	156	21	4	0	0	0	0	0	0	0	0	0	0	0	0	620	32.8	25 to 35	90.8	181	29.2

Incoming Histogram

Hall Lane leaving the village

Outside number 6

from Tue-Oct-26-2021-10-00-PM to Thu-Jan-13-2022-02-59-PM

Date	Starting Hr:min	<15	15 to <20	20 to <25	25 to <30	30 to <35	35 to <40	40 to <45	45 to <50	50 to <55	55 to <60	60 to <65	65 to <70	70 to <75	75 to <80	80 to <85	85 to <90	90 to <95	95 to <100	100 to >105	Total Counts	85pct Speed	10MPH Pace	% in pace	# of Speeders	% Speeders
07/01/2022	00:00	0	0	0	0	0	0	0	0	0	0	0	0	0	0	0	0	0	0	0	0	0	*	*	*	*
07/01/2022	01:00	0	0	0	0	0	0	0	0	0	0	0	0	0	0	0	0	0	0	0	0	0	*	*	*	*
07/01/2022	02:00	0	0	0	0	1	0	0	0	0	0	0	0	0	0	0	0	0	0	0	1	35	25 to 35	100.0	1	100.0
07/01/2022	03:00	0	0	0	0	0	0	0	0	0	0	0	0	0	0	0	0	0	0	0	0	0	*	*	*	*
07/01/2022	04:00	0	0	0	0	1	1	0	0	0	0	0	0	0	0	0	0	0	0	0	2	40	30 to 40	100.0	2	100.0
07/01/2022	05:00	0	0	2	2	1	0	0	0	0	0	0	0	0	0	0	0	0	0	0	5	30	25 to 35	100.0	1	20.0
07/01/2022	06:00	0	1	1	4	12	3	0	0	0	0	0	0	0	0	0	0	0	0	0	21	35	30 to 40	90.5	15	71.4
07/01/2022	07:00	0	1	7	30	16	4	0	0	0	0	0	0	0	0	0	0	0	0	0	58	33.4	25 to 35	91.4	20	34.5
07/01/2022	08:00	1	3	6	23	12	3	1	0	1	0	0	0	0	0	0	0	0	0	0	50	33.8	25 to 35	82.0	17	34.0
07/01/2022	09:00	4	3	6	24	15	2	0	0	0	0	0	0	0	0	0	0	0	0	0	54	33	25 to 35	83.3	17	31.5
07/01/2022	10:00	1	7	7	12	5	2	0	0	0	0	0	0	0	0	0	0	0	0	0	34	32	20 to 30	76.5	7	20.6
07/01/2022	11:00	1	2	9	27	11	1	0	0	0	0	0	0	0	0	0	0	0	0	0	51	31.8	25 to 35	92.2	12	23.5
07/01/2022	12:00	0	0	5	17	12	3	0	0	0	0	0	0	0	0	0	0	0	0	0	37	33.8	25 to 35	91.9	15	40.5
07/01/2022	13:00	0	0	3	12	11	2	0	0	0	0	0	0	0	0	0	0	0	0	0	28	34.1	25 to 35	92.9	13	46.4
07/01/2022	14:00	1	0	6	16	14	2	0	0	0	0	0	0	0	0	0	0	0	0	0	39	33.6	25 to 35	92.3	16	41.0
07/01/2022	15:00	2	1	7	23	13	2	0	0	0	0	0	0	0	0	0	0	0	0	0	48	33.1	25 to 35	89.6	15	31.3
07/01/2022	16:00	0	1	6	23	12	4	0	0	0	0	0	0	0	0	0	0	0	0	0	46	33.8	25 to 35	89.1	16	34.8
07/01/2022	17:00	0	0	9	22	11	2	0	0	0	0	0	0	0	0	0	0	0	0	0	44	32.7	25 to 35	95.5	13	29.5
07/01/2022	18:00	0	2	15	9	11	3	1	0	0	0	0	0	0	0	0	0	0	0	0	41	34.1	25 to 35	85.4	15	36.6
07/01/2022	19:00	1	0	3	7	6	4	0	0	0	0	0	0	0	0	0	0	0	0	0	21	36.2	30 to 40	81.0	10	47.6
07/01/2022	20:00	0	0	1	5	6	3	1	0	0	0	0	0	0	0	0	0	0	0	0	16	38.3	30 to 40	87.5	10	62.5
07/01/2022	21:00	0	0	2	3	2	0	1	0	0	0	0	0	0	0	0	0	0	0	0	8	35	25 to 35	87.5	3	37.5
07/01/2022	22:00	0	0	3	3	1	1	0	0	0	0	0	0	0	0	0	0	0	0	0	8	35	25 to 35	87.5	2	25.0
07/01/2022	23:00	0	0	0	0	3	2	0	0	0	0	0	0	0	0	0	0	0	0	0	5	37.5	30 to 40	100.0	5	100.0
24 Hr Summary		11	21	98	262	176	44	4	0	1	0	0	0	0	0	0	0	0	0	0	617	33.8	25 to 35	86.9	225	36.5

Incoming Histogram

Hall Lane leaving the village

Outside number 6

from Tue-Oct-26-2021-10-00-PM to Thu-Jan-13-2022-02-59-PM

Date	Starting Hr:min	<15	15 to <20	20 to <25	25 to <30	30 to <35	35 to <40	40 to <45	45 to <50	50 to <55	55 to <60	60 to <65	65 to <70	70 to <75	75 to <80	80 to <85	85 to <90	90 to <95	95 to <100	100 to >105	Total Counts	85pct Speed	10MPH Pace	% in pace	# of Speeders	% Speeders	
08/01/2022	00:00	0	0	0	0	0	0	0	0	0	0	0	0	0	0	0	0	0	0	0	0	0	0	*	*	*	*
08/01/2022	01:00	0	0	0	1	0	0	0	0	0	0	0	0	0	0	0	0	0	0	0	0	1	30	20 to 30	100.0	*	*
08/01/2022	02:00	0	0	0	1	0	0	0	0	0	0	0	0	0	0	0	0	0	0	0	0	1	30	20 to 30	100.0	*	*
08/01/2022	03:00	0	0	0	0	0	0	0	0	0	0	0	0	0	0	0	0	0	0	0	0	0	0	*	*	*	*
08/01/2022	04:00	0	0	0	0	2	0	0	0	0	0	0	0	0	0	0	0	0	0	0	0	2	35	25 to 35	100.0	2	100.0
08/01/2022	05:00	0	0	0	0	2	0	0	0	0	0	0	0	0	0	0	0	0	0	0	0	2	35	25 to 35	100.0	2	100.0
08/01/2022	06:00	0	0	2	3	5	1	0	0	0	0	0	0	0	0	0	0	0	0	0	0	11	34	25 to 35	90.9	6	54.5
08/01/2022	07:00	0	0	2	6	6	2	0	0	0	0	0	0	0	0	0	0	0	0	0	0	16	35	25 to 35	87.5	8	50.0
08/01/2022	08:00	2	2	4	14	7	3	0	0	0	0	0	0	0	0	0	0	0	0	0	0	32	33.6	25 to 35	78.1	10	31.3
08/01/2022	09:00	1	1	8	21	6	1	0	0	0	0	0	0	0	0	0	0	0	0	0	0	38	30.8	25 to 35	92.1	7	18.4
08/01/2022	10:00	0	0	11	19	8	2	0	0	0	0	0	0	0	0	0	0	0	0	0	0	40	32.5	25 to 35	95.0	10	25.0
08/01/2022	11:00	0	2	6	25	18	1	1	0	0	0	0	0	0	0	0	0	0	0	0	0	53	33.3	25 to 35	92.5	20	37.7
08/01/2022	12:00	2	1	3	16	11	2	0	0	0	0	0	0	0	0	0	0	0	0	0	0	35	33.6	25 to 35	85.7	13	37.1
08/01/2022	13:00	0	0	5	22	13	0	0	0	0	0	0	0	0	0	0	0	0	0	0	0	40	32.7	25 to 35	100.0	13	32.5
08/01/2022	14:00	1	0	4	14	4	0	0	0	0	0	0	0	0	0	0	0	0	0	0	0	23	31.2	25 to 35	95.7	4	17.4
08/01/2022	15:00	0	0	2	12	7	0	0	0	0	0	0	0	0	0	0	0	0	0	0	0	21	32.9	25 to 35	100.0	7	33.3
08/01/2022	16:00	0	3	4	18	13	2	0	0	0	0	0	0	0	0	0	0	0	0	0	0	40	33.5	25 to 35	87.5	15	37.5
08/01/2022	17:00	0	0	2	11	9	2	1	0	0	0	0	0	0	0	0	0	0	0	0	0	25	34.4	25 to 35	88.0	12	48.0
08/01/2022	18:00	0	1	1	10	10	4	0	0	0	0	0	0	0	0	0	0	0	0	0	0	26	35	30 to 40	92.3	14	53.8
08/01/2022	19:00	1	1	4	9	3	0	0	0	0	0	0	0	0	0	0	0	0	0	0	0	18	30	25 to 35	88.9	3	16.7
08/01/2022	20:00	0	2	5	4	4	2	0	0	0	0	0	0	0	0	0	0	0	0	0	0	17	33.8	25 to 35	76.5	6	35.3
08/01/2022	21:00	0	0	0	4	1	0	1	0	0	0	0	0	0	0	0	0	0	0	0	0	6	35	25 to 35	83.3	2	33.3
08/01/2022	22:00	1	1	0	3	1	1	0	0	0	0	0	0	0	0	0	0	0	0	0	0	7	35	30 to 40	71.4	2	28.6
08/01/2022	23:00	0	0	0	0	0	2	1	0	0	0	0	0	0	0	0	0	0	0	0	0	3	45	35 to 45	100.0	3	100.0
24 Hr Summary		8	14	63	213	130	25	4	0	0	0	0	0	0	0	0	0	0	0	0	457	33.5	25 to 35	88.8	159	34.8	

Incoming Histogram

Hall Lane leaving the village

Outside number 6

from Tue-Oct-26-2021-10-00-PM to Thu-Jan-13-2022-02-59-PM

Date	Starting Hr:min	<15	15 to <20	20 to <25	25 to <30	30 to <35	35 to <40	40 to <45	45 to <50	50 to <55	55 to <60	60 to <65	65 to <70	70 to <75	75 to <80	80 to <85	85 to <90	90 to <95	95 to <100	100 to >105	Total Counts	85pct Speed	10MPH Pace	% in pace	# of Speeders	% Speeders
09/01/2022	00:00	0	0	0	0	1	0	0	0	0	0	0	0	0	0	0	0	0	0	0	1	35	25 to 35	100.0	1	100.0
09/01/2022	01:00	0	0	0	2	1	0	0	0	0	0	0	0	0	0	0	0	0	0	0	3	35	25 to 35	100.0	1	33.3
09/01/2022	02:00	0	0	0	0	1	0	0	0	0	0	0	0	0	0	0	0	0	0	0	1	35	25 to 35	100.0	1	100.0
09/01/2022	03:00	0	0	0	0	1	1	0	0	0	0	0	0	0	0	0	0	0	0	0	2	40	30 to 40	100.0	2	100.0
09/01/2022	04:00	0	0	0	0	0	1	0	0	0	0	0	0	0	0	0	0	0	0	0	1	40	30 to 40	100.0	1	100.0
09/01/2022	05:00	0	0	0	1	1	0	0	0	0	0	0	0	0	0	0	0	0	0	0	2	35	25 to 35	100.0	1	50.0
09/01/2022	06:00	0	0	0	1	1	0	0	0	0	0	0	0	0	0	0	0	0	0	0	2	35	25 to 35	100.0	1	50.0
09/01/2022	07:00	0	0	0	1	4	1	0	0	0	0	0	0	0	0	0	0	0	0	0	6	35	30 to 40	100.0	5	83.3
09/01/2022	08:00	0	1	2	4	7	1	0	0	0	0	0	0	0	0	0	0	0	0	0	15	34.3	25 to 35	86.7	8	53.3
09/01/2022	09:00	3	0	6	10	10	0	0	0	0	0	0	0	0	0	0	0	0	0	0	29	33	25 to 35	89.7	10	34.5
09/01/2022	10:00	2	0	6	24	12	2	0	0	0	0	0	0	0	0	0	0	0	0	0	46	32.9	25 to 35	91.3	14	30.4
09/01/2022	11:00	0	3	11	19	11	2	0	0	0	0	0	0	0	0	0	0	0	0	0	46	32.7	25 to 35	89.1	13	28.3
09/01/2022	12:00	3	4	8	21	9	1	0	0	0	0	0	0	0	0	0	0	0	0	0	46	31.7	25 to 35	82.6	10	21.7
09/01/2022	13:00	1	1	4	11	10	1	0	0	0	0	0	0	0	0	0	0	0	0	0	28	33.5	25 to 35	89.3	11	39.3
09/01/2022	14:00	3	1	5	6	9	2	1	0	0	0	0	0	0	0	0	0	0	0	0	27	34.4	25 to 35	74.1	12	44.4
09/01/2022	15:00	0	1	7	16	4	2	0	0	0	0	0	0	0	0	0	0	0	0	0	30	32.5	25 to 35	90.0	6	20.0
09/01/2022	16:00	0	0	4	16	9	3	0	0	0	0	0	0	0	0	0	0	0	0	0	32	33.9	25 to 35	90.6	12	37.5
09/01/2022	17:00	0	1	5	9	6	0	0	0	0	0	0	0	0	0	0	0	0	0	0	21	32.5	25 to 35	95.2	6	28.6
09/01/2022	18:00	0	0	5	10	5	1	0	0	0	0	0	0	0	0	0	0	0	0	0	21	33	25 to 35	95.2	6	28.6
09/01/2022	19:00	0	1	4	4	2	0	0	0	0	0	0	0	0	0	0	0	0	0	0	11	30	25 to 35	90.9	2	18.2
09/01/2022	20:00	0	1	3	2	2	1	0	0	0	0	0	0	0	0	0	0	0	0	0	9	35	25 to 35	77.8	3	33.3
09/01/2022	21:00	3	2	1	4	2	0	0	0	0	0	0	0	0	0	0	0	0	0	0	12	30	20 to 30	58.3	2	16.7
09/01/2022	22:00	0	0	3	0	0	0	0	0	0	0	0	0	0	0	0	0	0	0	0	3	25	15 to 25	100.0	*	*
09/01/2022	23:00	0	0	0	2	0	0	0	0	0	0	0	0	0	0	0	0	0	0	0	2	30	20 to 30	100.0	*	*
24 Hr Summary		15	16	74	163	108	19	1	0	0	0	0	0	0	0	0	0	0	0	0	396	33.2	25 to 35	87.1	128	32.3

Incoming Histogram
Hall Lane leaving the village
Outside number 6

from Tue-Oct-26-2021-10-00-PM to Thu-Jan-13-2022-02-59-PM

Date	Starting Hr:min	<15	15 to <20	20 to <25	25 to <30	30 to <35	35 to <40	40 to <45	45 to <50	50 to <55	55 to <60	60 to <65	65 to <70	70 to <75	75 to <80	80 to <85	85 to <90	90 to <95	95 to <100	100 to >105	Total Counts	85pct Speed	10MPH Pace	% in pace	# of Speeders	% Speeders
10/01/2022	00:00	0	0	1	0	0	0	0	0	0	0	0	0	0	0	0	0	0	0	0	1	25	15 to 25	100.0	*	*
10/01/2022	01:00	0	0	0	1	0	0	0	0	0	0	0	0	0	0	0	0	0	0	0	1	30	20 to 30	100.0	*	*
10/01/2022	02:00	0	0	0	0	0	0	0	0	0	0	0	0	0	0	0	0	0	0	0	0	0	*	*	*	*
10/01/2022	03:00	0	0	0	0	0	0	0	0	0	0	0	0	0	0	0	0	0	0	0	0	0	*	*	*	*
10/01/2022	04:00	0	0	0	0	1	2	1	0	0	0	0	0	0	0	0	0	0	0	0	4	40	35 to 45	100.0	4	100.0
10/01/2022	05:00	0	0	2	2	3	0	0	0	0	0	0	0	0	0	0	0	0	0	0	7	33.3	25 to 35	100.0	3	42.9
10/01/2022	06:00	1	2	3	7	10	4	0	0	0	0	0	0	0	0	0	0	0	0	0	27	35	30 to 40	77.8	14	51.9
10/01/2022	07:00	0	2	10	32	13	2	0	0	0	0	0	0	0	0	0	0	0	0	0	59	32.3	25 to 35	93.2	15	25.4
10/01/2022	08:00	1	3	13	32	12	1	0	0	0	0	0	0	0	0	0	0	0	0	0	62	31.7	25 to 35	91.9	13	21.0
10/01/2022	09:00	1	1	10	23	15	1	0	0	0	0	0	0	0	0	0	0	0	0	0	51	32.7	25 to 35	94.1	16	31.4
10/01/2022	10:00	0	1	7	20	15	1	0	0	0	0	0	0	0	0	0	0	0	0	0	44	33	25 to 35	95.5	16	36.4
10/01/2022	11:00	1	2	10	9	9	1	0	0	0	0	0	0	0	0	0	0	0	0	0	32	32.8	25 to 35	87.5	10	31.3
10/01/2022	12:00	1	0	4	16	11	1	0	0	0	0	0	0	0	0	0	0	0	0	0	33	33.2	25 to 35	93.9	12	36.4
10/01/2022	13:00	1	0	4	17	11	3	0	0	0	0	0	0	0	0	0	0	0	0	0	36	34.1	25 to 35	88.9	14	38.9
10/01/2022	14:00	1	4	10	24	11	2	0	0	0	0	0	0	0	0	0	0	0	0	0	52	32.3	25 to 35	86.5	13	25.0
10/01/2022	15:00	1	0	11	22	15	1	0	0	0	0	0	0	0	0	0	0	0	0	0	50	32.7	25 to 35	96.0	16	32.0
10/01/2022	16:00	0	0	8	18	12	1	0	0	0	0	0	0	0	0	0	0	0	0	0	39	32.9	25 to 35	97.4	13	33.3
10/01/2022	17:00	1	0	8	17	15	1	1	0	0	0	0	0	0	0	0	0	0	0	0	43	33.7	25 to 35	93.0	17	39.5
10/01/2022	18:00	0	0	3	3	6	0	1	1	0	0	0	0	0	0	0	0	0	0	0	14	35	25 to 35	85.7	8	57.1
10/01/2022	19:00	0	0	4	12	4	1	1	0	0	0	0	0	0	0	0	0	0	0	0	22	33.8	25 to 35	90.9	6	27.3
10/01/2022	20:00	0	0	3	2	1	0	1	0	0	0	0	0	0	0	0	0	0	0	0	7	35	25 to 35	85.7	2	28.6
10/01/2022	21:00	0	3	3	3	1	0	0	0	0	0	0	0	0	0	0	0	0	0	0	10	28.3	20 to 30	90.0	1	10.0
10/01/2022	22:00	0	0	0	0	2	0	1	0	0	0	0	0	0	0	0	0	0	0	0	3	45	35 to 45	100.0	3	100.0
10/01/2022	23:00	0	0	0	1	1	0	0	0	0	0	0	0	0	0	0	0	0	0	0	2	35	25 to 35	100.0	1	50.0
24 Hr Summary		9	18	114	261	168	22	6	1	0	0	0	0	0	0	0	0	0	0	0	599	33.2	25 to 35	90.7	197	32.9

Incoming Histogram

Hall Lane leaving the village

Outside number 6

from Tue-Oct-26-2021-10-00-PM to Thu-Jan-13-2022-02-59-PM

Date	Starting Hr:min	<15	15 to <20	20 to <25	25 to <30	30 to <35	35 to <40	40 to <45	45 to <50	50 to <55	55 to <60	60 to <65	65 to <70	70 to <75	75 to <80	80 to <85	85 to <90	90 to <95	95 to <100	100 to >105	Total Counts	85pct Speed	10MPH Pace	% in pace	# of Speeders	% Speeders
11/01/2022	00:00	0	0	0	0	0	0	0	0	0	0	0	0	0	0	0	0	0	0	0	0	0	*	*	*	*
11/01/2022	01:00	0	0	0	0	1	0	0	0	0	0	0	0	0	0	0	0	0	0	0	1	35	25 to 35	100.0	1	100.0
11/01/2022	02:00	0	0	0	0	0	0	0	0	0	0	0	0	0	0	0	0	0	0	0	0	0	*	*	*	*
11/01/2022	03:00	0	0	0	0	0	0	0	0	0	0	0	0	0	0	0	0	0	0	0	0	0	*	*	*	*
11/01/2022	04:00	0	0	0	0	1	1	0	0	0	0	0	0	0	0	0	0	0	0	0	2	40	30 to 40	100.0	2	100.0
11/01/2022	05:00	0	0	1	4	2	0	0	0	0	0	0	0	0	0	0	0	0	0	0	7	32.5	25 to 35	100.0	2	28.6
11/01/2022	06:00	0	1	3	6	9	7	0	0	0	0	0	0	0	0	0	0	0	0	0	26	37.1	30 to 40	84.6	16	61.5
11/01/2022	07:00	1	1	12	34	16	6	0	0	0	0	0	0	0	0	0	0	0	0	0	70	33.8	25 to 35	88.6	22	31.4
11/01/2022	08:00	0	4	2	29	13	3	0	1	0	0	0	0	0	0	0	0	0	0	0	52	33.5	30 to 40	86.5	17	32.7
11/01/2022	09:00	0	0	13	22	10	1	0	0	0	0	0	0	0	0	0	0	0	0	0	46	32	25 to 35	97.8	11	23.9
11/01/2022	10:00	0	0	8	19	14	1	1	1	0	0	0	0	0	0	0	0	0	0	0	44	33.6	25 to 35	93.2	17	38.6
11/01/2022	11:00	0	1	6	29	10	1	0	0	0	0	0	0	0	0	0	0	0	0	0	47	32	25 to 35	95.7	11	23.4
11/01/2022	12:00	0	1	6	20	6	2	0	0	0	0	0	0	0	0	0	0	0	0	0	35	32.5	25 to 35	91.4	8	22.9
11/01/2022	13:00	0	0	4	20	12	1	0	0	0	0	0	0	0	0	0	0	0	0	0	37	32.9	25 to 35	97.3	13	35.1
11/01/2022	14:00	0	3	5	18	9	2	0	0	0	0	0	0	0	0	0	0	0	0	0	37	32.8	25 to 35	86.5	11	29.7
11/01/2022	15:00	0	2	8	23	16	2	0	0	0	0	0	0	0	0	0	0	0	0	0	51	33.1	25 to 35	92.2	18	35.3
11/01/2022	16:00	0	0	4	15	11	3	0	0	0	0	0	0	0	0	0	0	0	0	0	33	34.1	25 to 35	90.9	14	42.4
11/01/2022	17:00	1	3	11	19	8	4	1	0	0	0	0	0	0	0	0	0	0	0	0	47	33.8	25 to 35	80.9	13	27.7
11/01/2022	18:00	0	0	6	15	9	2	0	0	0	0	0	0	0	0	0	0	0	0	0	32	33.3	25 to 35	93.8	11	34.4
11/01/2022	19:00	1	0	2	3	2	0	1	0	0	0	0	0	0	0	0	0	0	0	0	9	35	25 to 35	77.8	3	33.3
11/01/2022	20:00	0	0	1	6	2	1	0	0	0	0	0	0	0	0	0	0	0	0	0	10	32.5	25 to 35	90.0	3	30.0
11/01/2022	21:00	0	0	0	3	4	2	0	0	0	0	0	0	0	0	0	0	0	0	0	9	37.5	30 to 40	100.0	6	66.7
11/01/2022	22:00	0	0	0	0	0	0	1	0	0	0	0	0	0	0	0	0	0	0	0	1	45	35 to 45	100.0	1	100.0
11/01/2022	23:00	0	0	0	1	0	0	0	0	0	0	0	0	0	0	0	0	0	0	0	1	30	20 to 30	100.0	*	*
24 Hr Summary		3	16	92	286	155	39	4	2	0	0	0	0	0	0	0	0	0	0	0	597	33.5	25 to 35	89.3	200	33.5

Incoming Histogram

Hall Lane leaving the village

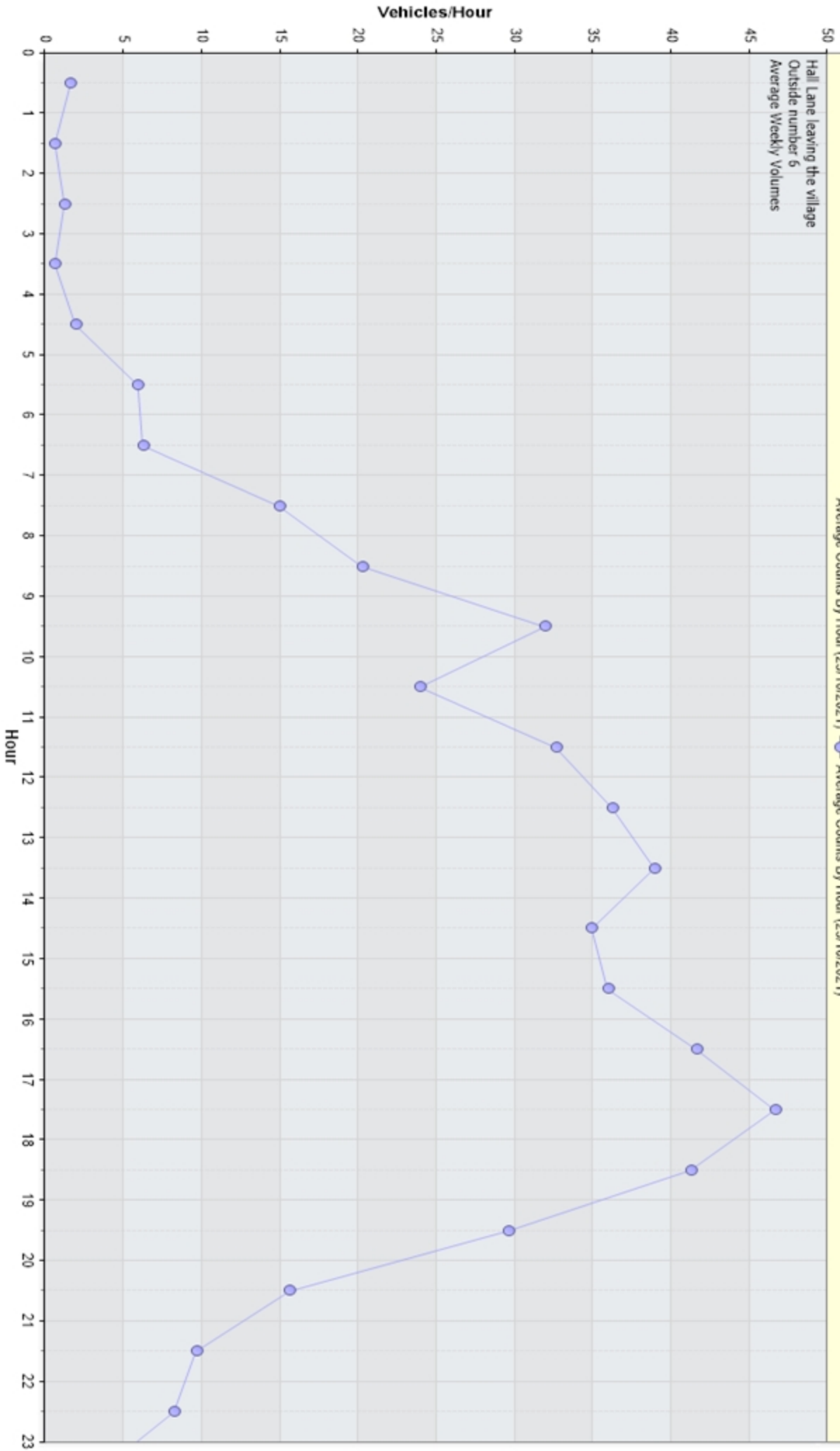
Outside number 6

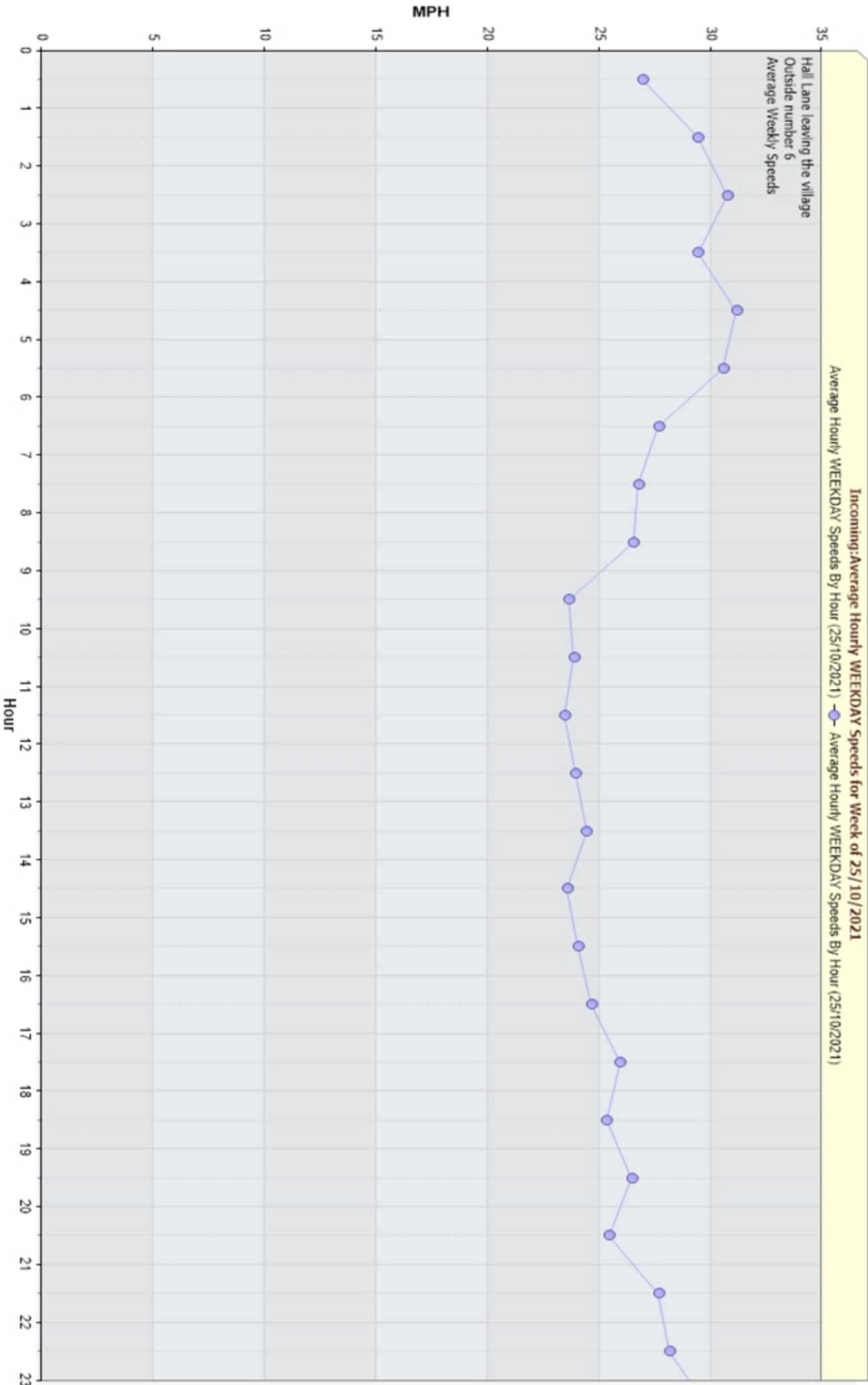
from Tue-Oct-26-2021-10-00-PM to Thu-Jan-13-2022-02-59-PM

Date	Starting Hr:min	<15	15 to <20	20 to <25	25 to <30	30 to <35	35 to <40	40 to <45	45 to <50	50 to <55	55 to <60	60 to <65	65 to <70	70 to <75	75 to <80	80 to <85	85 to <90	90 to <95	95 to <100	100 to >105	Total Counts	85pct Speed	10MPH Pace	% in pace	# of Speeders	% Speeders
12/01/2022	00:00	0	0	0	0	2	0	0	0	0	0	0	0	0	0	0	0	0	0	0	2	35	25 to 35	100.0	2	100.0
12/01/2022	01:00	0	0	0	1	0	1	0	0	0	0	0	0	0	0	0	0	0	0	0	2	40	30 to 40	100.0	1	50.0
12/01/2022	02:00	0	0	0	0	1	0	0	0	0	0	0	0	0	0	0	0	0	0	0	1	35	25 to 35	100.0	1	100.0
12/01/2022	03:00	0	0	0	0	0	0	0	0	0	0	0	0	0	0	0	0	0	0	0	0	0	*	*	*	*
12/01/2022	04:00	0	1	0	0	0	1	0	0	0	0	0	0	0	0	0	0	0	0	0	2	40	10 to 20	50.0	1	50.0
12/01/2022	05:00	2	1	1	2	2	1	1	0	0	0	0	0	0	0	0	0	0	0	0	10	35	25 to 35	50.0	4	40.0
12/01/2022	06:00	1	3	0	6	5	3	0	1	0	0	0	0	0	0	0	0	0	0	0	19	36.7	30 to 40	73.7	9	47.4
12/01/2022	07:00	0	2	7	34	23	0	0	0	0	0	0	0	0	0	0	0	0	0	0	66	32.8	25 to 35	97.0	23	34.8
12/01/2022	08:00	0	3	12	39	11	1	1	0	0	0	0	0	0	0	0	0	0	0	0	67	31.4	25 to 35	92.5	13	19.4
12/01/2022	09:00	0	2	5	30	9	0	0	0	0	0	0	0	0	0	0	0	0	0	0	46	31.1	25 to 35	95.7	9	19.6
12/01/2022	10:00	0	6	10	22	4	2	0	0	0	0	0	0	0	0	0	0	0	0	0	44	29.8	20 to 30	86.4	6	13.6
12/01/2022	11:00	0	4	6	30	5	0	0	0	0	0	0	0	0	0	0	0	0	0	0	45	29.7	25 to 35	91.1	5	11.1
12/01/2022	12:00	1	3	15	17	5	1	0	0	0	0	0	0	0	0	0	0	0	0	0	42	30	25 to 35	88.1	6	14.3
12/01/2022	13:00	0	2	5	9	11	4	0	0	0	0	0	0	0	0	0	0	0	0	0	31	34.5	25 to 35	80.6	15	48.4
12/01/2022	14:00	2	4	11	24	9	5	0	0	0	0	0	0	0	0	0	0	0	0	0	55	33.3	25 to 35	80.0	14	25.5
12/01/2022	15:00	2	3	11	24	11	1	0	0	0	0	0	0	0	0	0	0	0	0	0	52	31.8	25 to 35	88.5	12	23.1
12/01/2022	16:00	1	4	1	27	13	2	0	0	0	0	0	0	0	0	0	0	0	0	0	48	33.1	30 to 40	87.5	15	31.3
12/01/2022	17:00	1	4	7	19	10	2	0	1	0	0	0	0	0	0	0	0	0	0	0	44	33	25 to 35	81.8	13	29.5
12/01/2022	18:00	0	1	2	13	9	2	0	1	0	0	0	0	0	0	0	0	0	0	0	28	34.4	25 to 35	85.7	12	42.9
12/01/2022	19:00	0	1	1	12	7	1	1	0	0	0	0	0	0	0	0	0	0	0	0	23	34.3	25 to 35	87.0	9	39.1
12/01/2022	20:00	0	1	2	7	0	1	0	0	0	0	0	0	0	0	0	0	0	0	0	11	29.3	20 to 30	90.9	1	9.1
12/01/2022	21:00	0	0	1	3	5	2	0	0	0	0	0	0	0	0	0	0	0	0	0	11	35	30 to 40	90.9	7	63.6
12/01/2022	22:00	0	0	0	1	3	1	0	0	0	0	0	0	0	0	0	0	0	0	0	5	35	30 to 40	100.0	4	80.0
12/01/2022	23:00	0	0	1	1	0	0	0	0	0	0	0	0	0	0	0	0	0	0	0	2	30	20 to 30	100.0	*	*
24 Hr Summary		10	45	98	321	145	31	3	3	0	0	0	0	0	0	0	0	0	0	0	656	32.9	25 to 35	86.0	182	27.7

Incoming Histogram
Hall Lane leaving the village
Outside number 6
from Tue-Oct-26-2021-10-00-PM to Thu-Jan-13-2022-02-59-PM

Date	Starting Hr:min	<15	15 to <20	20 to <25	25 to <30	30 to <35	35 to <40	40 to <45	45 to <50	50 to <55	55 to <60	60 to <65	65 to <70	70 to <75	75 to <80	80 to <85	85 to <90	90 to <95	95 to <100	100 to >105	Total Counts	85pct Speed	10MPH Pace	% in pace	# of Speeders	% Speeders		
13/01/2022	00:00	0	0	0	0	0	0	1	0	0	0	0	0	0	0	0	0	0	0	0	0	1	45	35 to 45	100.0	1	100.0	
13/01/2022	01:00	0	0	0	0	0	0	0	0	0	0	0	0	0	0	0	0	0	0	0	0	0	0	*	*	*	*	
13/01/2022	02:00	0	0	0	0	1	0	0	0	0	0	0	0	0	0	0	0	0	0	0	0	1	35	25 to 35	100.0	1	100.0	
13/01/2022	03:00	0	0	0	0	0	0	0	0	0	0	0	0	0	0	0	0	0	0	0	0	0	0	*	*	*	*	
13/01/2022	04:00	0	0	0	1	1	1	0	0	0	0	0	0	0	0	0	0	0	0	0	0	3	40	30 to 40	100.0	2	66.7	
13/01/2022	05:00	0	0	1	2	1	0	0	0	0	0	0	0	0	0	0	0	0	0	0	0	4	30	25 to 35	100.0	1	25.0	
13/01/2022	06:00	1	1	1	11	7	5	0	0	0	0	0	0	0	0	0	0	0	0	0	0	26	36	30 to 40	88.5	12	46.2	
13/01/2022	07:00	0	6	11	40	6	3	0	0	0	0	0	0	0	0	0	0	0	0	0	0	66	29.9	20 to 30	86.4	9	13.6	
13/01/2022	08:00	1	4	12	36	13	2	0	0	0	0	0	0	0	0	0	0	0	0	0	0	68	31.9	25 to 35	89.7	15	22.1	
13/01/2022	09:00	0	1	12	30	9	2	0	0	0	0	0	0	0	0	0	0	0	0	0	0	54	31.7	25 to 35	94.4	11	20.4	
13/01/2022	10:00	1	7	14	29	5	1	0	0	0	0	0	0	0	0	0	0	0	0	0	0	57	29.5	20 to 30	87.7	6	10.5	
13/01/2022	11:00	1	4	8	23	7	0	0	0	0	0	0	0	0	0	0	0	0	0	0	0	43	30.7	25 to 35	88.4	7	16.3	
13/01/2022	12:00	0	0	10	16	11	1	0	0	0	0	0	0	0	0	0	0	0	0	0	0	38	32.7	25 to 35	97.4	12	31.6	
13/01/2022	13:00	4	4	4	19	14	0	0	0	0	0	0	0	0	0	0	0	0	0	0	0	45	32.5	25 to 35	82.2	14	31.1	
13/01/2022	14:00	1	2	6	12	4	0	0	0	0	0	0	0	0	0	0	0	0	0	0	0	25	30	25 to 35	88.0	4	16.0	
13/01/2022	15:00	*	*	*	*	*	*	*	*	*	*	*	*	*	*	*	*	*	*	*	*	*	*	*	*	*	*	*
13/01/2022	16:00	*	*	*	*	*	*	*	*	*	*	*	*	*	*	*	*	*	*	*	*	*	*	*	*	*	*	*
13/01/2022	17:00	*	*	*	*	*	*	*	*	*	*	*	*	*	*	*	*	*	*	*	*	*	*	*	*	*	*	*
13/01/2022	18:00	*	*	*	*	*	*	*	*	*	*	*	*	*	*	*	*	*	*	*	*	*	*	*	*	*	*	*
13/01/2022	19:00	*	*	*	*	*	*	*	*	*	*	*	*	*	*	*	*	*	*	*	*	*	*	*	*	*	*	*
13/01/2022	20:00	*	*	*	*	*	*	*	*	*	*	*	*	*	*	*	*	*	*	*	*	*	*	*	*	*	*	*
13/01/2022	21:00	*	*	*	*	*	*	*	*	*	*	*	*	*	*	*	*	*	*	*	*	*	*	*	*	*	*	*
13/01/2022	22:00	*	*	*	*	*	*	*	*	*	*	*	*	*	*	*	*	*	*	*	*	*	*	*	*	*	*	*
13/01/2022	23:00	*	*	*	*	*	*	*	*	*	*	*	*	*	*	*	*	*	*	*	*	*	*	*	*	*	*	*
24 Hr Summary		9	29	79	219	79	15	1	0	0	0	0	0	0	0	0	0	0	0	0	0	431	31.9	25 to 35	87.5	95	22.0	

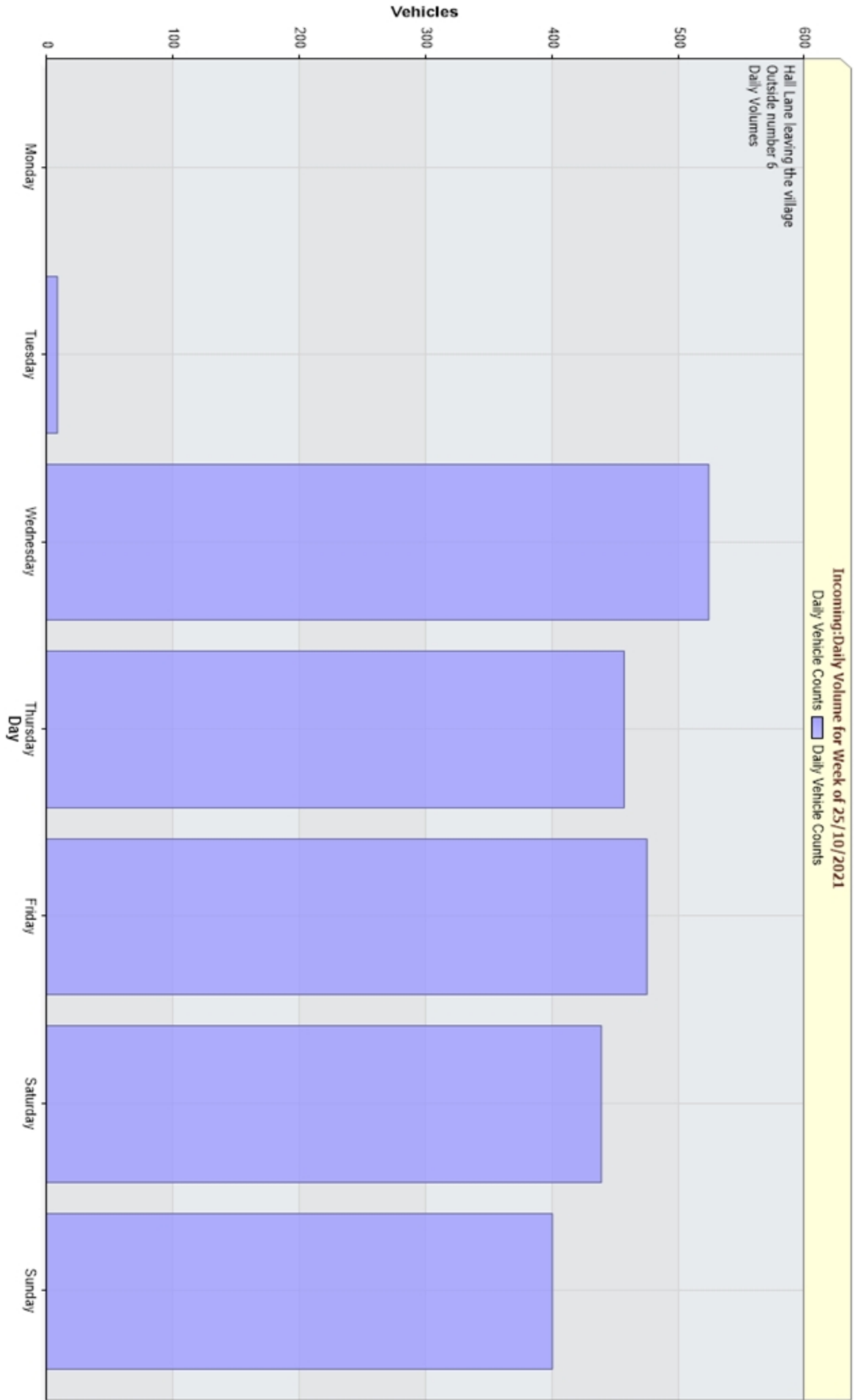




Hall Lane leaving the village
 Outside number 6
 Average Weekly Speeds

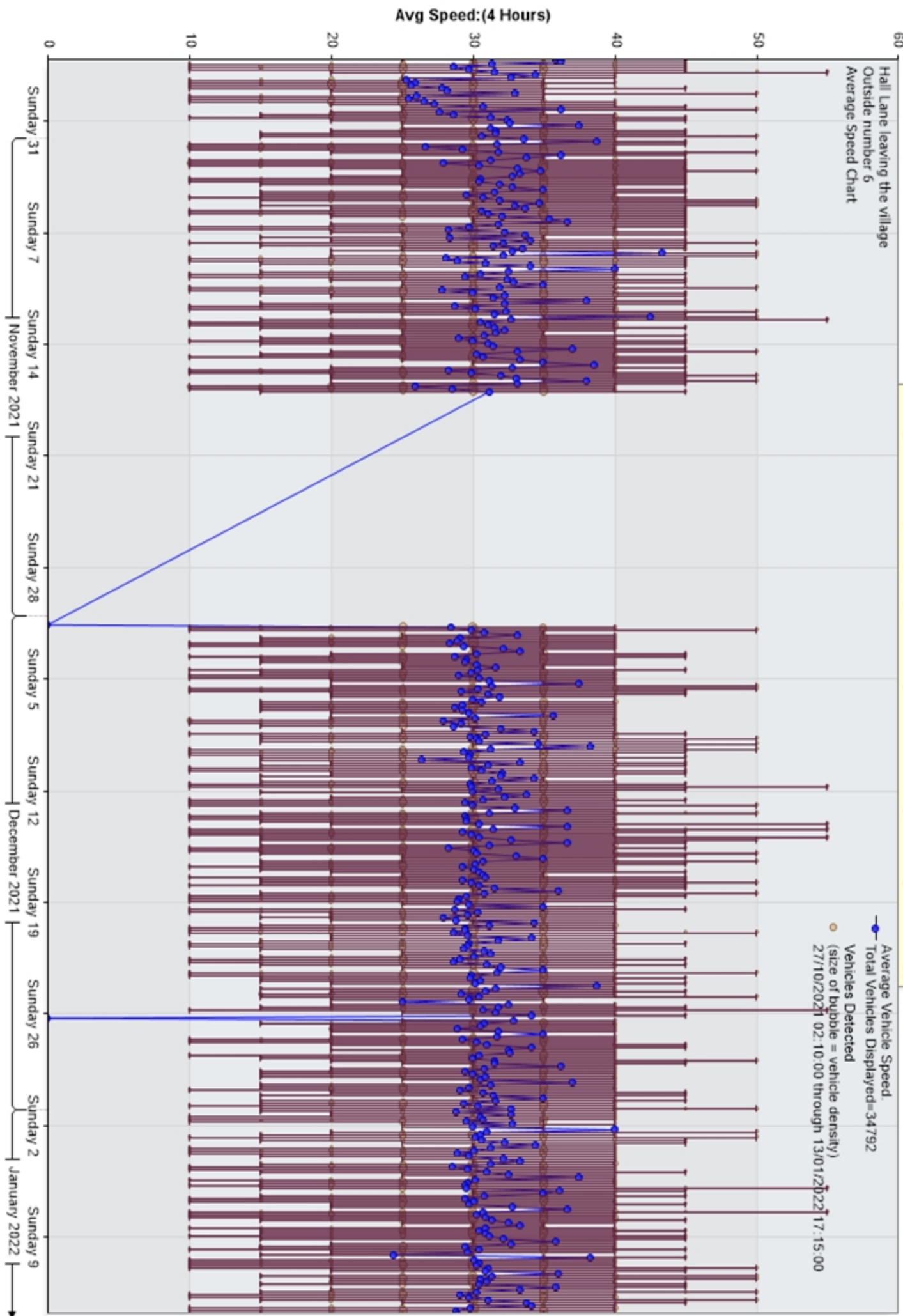
MPH

Hour



Zoom
help

Average Vehicle Speed (MPH) vs. Time [Hall Lane leaving the village:Incoming]



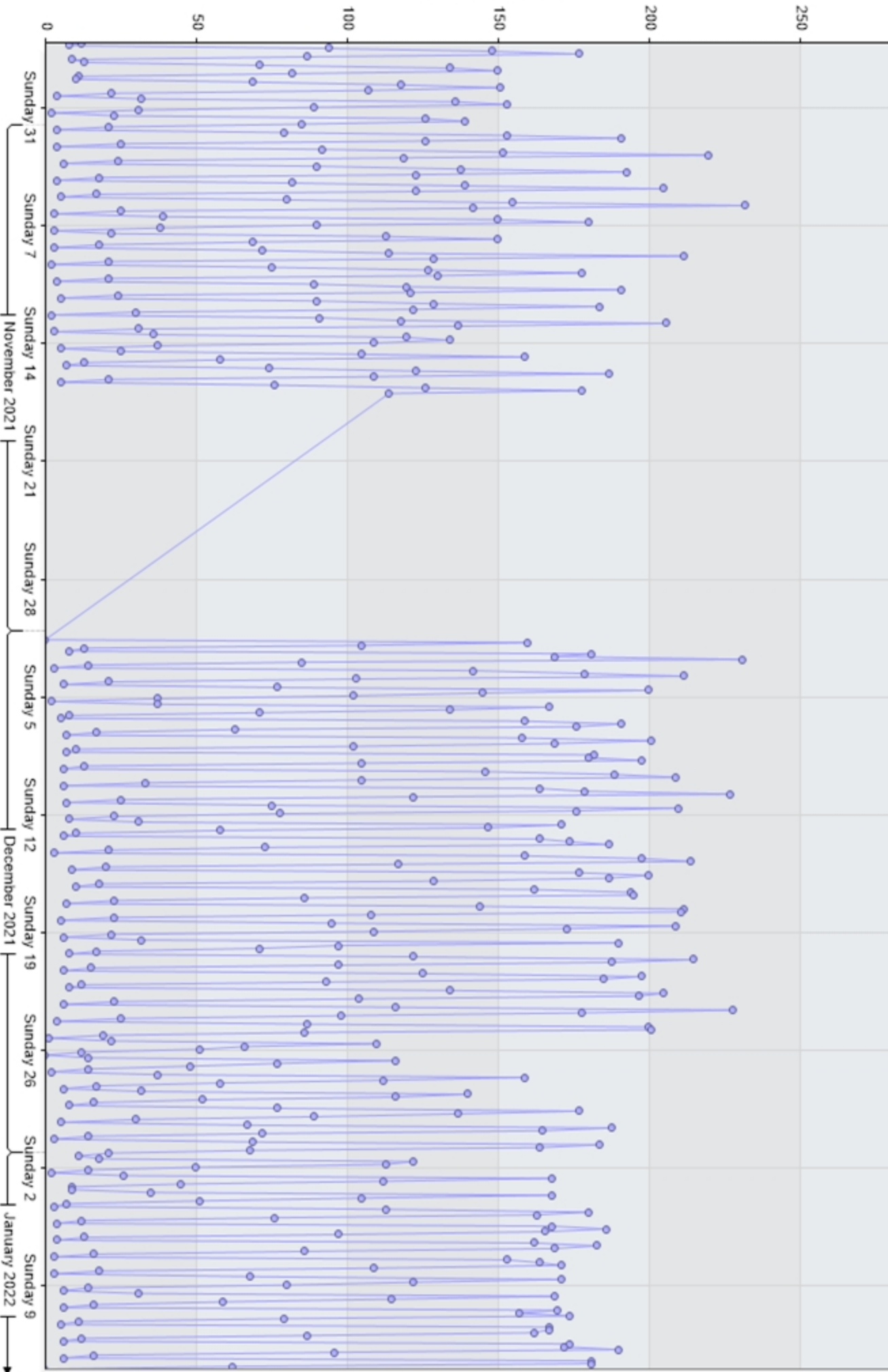
Zoom help

Vehicle Counts vs. Time [Hall Lane leaving the village: Incoming]

—●— Vehicle Counts vs. Time \nTotal Vehicles Displayed=34792

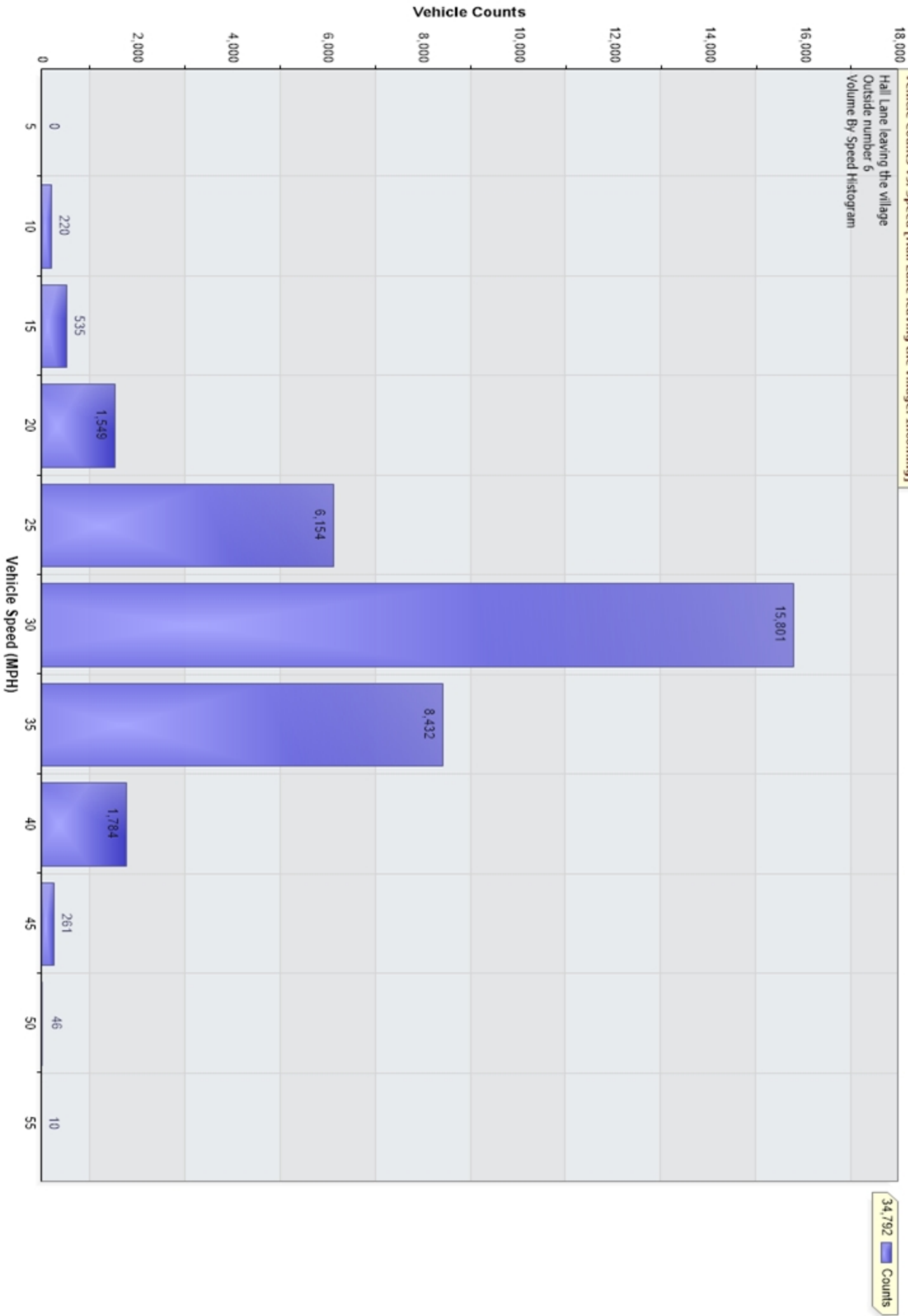
Vehicle Counts (4 Hours)

Hall Lane leaving the village
Outside number 5
Vehicle Volumes



November 2021 | December 2021 | January 2022

Vehicle Counts Vs. Speed [Hall Lane leaving the village: Incoming]



34,792 Counts

Percentile Counts Vs. Speed for [Hall Lane leaving the village: Incoming]

Hall Lane leaving the village
Outside number 6
85th Pct Speed=33.2 MPH
Vehicles in data=34792
26/10/2021 22:00:00 to 13/01/2022 14:59:59

