

For Project: Outside Village Hall
 Project Notes: Hall Lane coming into the village from Long Stratton
 Location/Name: Incoming
 Report Generated: 05/10/2022 14:26
 Speed Intervals: 5 MPH
 Time Intervals: Instant
 Traffic Report From: 17/07/2022 19:00:00 through 05/10/2022 14:59:59
 85th Percentile Speed: 33.1 MPH
 85th Percentile Vehicles: 34266
 Max Speed: 60 MPH on 10/08/2022 23:15:00
 Total Vehicles: 40313
 AADT: 504

Volumes - weekly counts

Time	5 Day	7 Day
Average Daily	652	613
AM Peak	42	42
PM Peak	62	56

Speed

Speed Limit: 30
 85th Percentile Speed: 33.1
 50th Percentile Speed: 20156
 10 MPH Pace Interval: 25.0 MPH to 35.0 MPH
 Average Speed: 27.87

	Monday	Tuesday	Wednesday	Thursday	Friday	Saturday	Sunday
Count over limit	1826	1789	1841	1824	2042	1666	1461
% over limit	31.2	30.8	30.2	29.1	31.0	30.6	34.2
Avg Speeder	33.6	33.5	33.5	33.6	33.6	33.6	33.7

Day/Time Ending	85th pctl (MPH)	85th pctl cnts	Total Cnts	Max Speed	Avg Speeder	% Speeders
17/07/2022 08:00:00 PM	34.3	13	15	40	33.1	53.3%
17/07/2022 09:00:00 PM	32.5	18	21	45	34.5	23.8%
17/07/2022 10:00:00 PM	30.0	9	11	35	32.5	18.2%
17/07/2022 11:00:00 PM	32.5	8	10	45	35.8	30.0%
18/07/2022 12:00:00 AM	50.0	3	3	50	40.0	66.7%
18/07/2022 01:00:00 AM	35.0	1	1	35	32.5	100.0%
18/07/2022 02:00:00 AM	30.0	1	1	30	0.0	0.0%
18/07/2022 03:00:00 AM	0.0	0	0	0	0.0	0.0%
18/07/2022 04:00:00 AM	10.0	1	1	10	0.0	0.0%
18/07/2022 05:00:00 AM	40.0	2	2	40	35.0	100.0%
18/07/2022 06:00:00 AM	38.3	8	10	45	35.6	80.0%
18/07/2022 07:00:00 AM	35.0	5	6	45	35.8	50.0%
18/07/2022 08:00:00 AM	33.6	29	34	40	32.8	44.1%
18/07/2022 09:00:00 AM	34.5	26	31	45	34.3	45.2%
18/07/2022 10:00:00 AM	32.5	41	48	40	33.9	22.9%
18/07/2022 11:00:00 AM	34.0	33	39	45	34.3	35.9%
18/07/2022 12:00:00 PM	35.0	26	31	40	35.0	32.3%
18/07/2022 01:00:00 PM	33.5	45	53	45	33.5	37.7%
18/07/2022 02:00:00 PM	36.0	27	32	45	34.3	59.4%
18/07/2022 03:00:00 PM	34.4	33	39	40	34.4	33.3%
18/07/2022 04:00:00 PM	33.4	47	55	45	33.6	34.5%
18/07/2022 05:00:00 PM	33.4	53	62	40	33.5	32.3%
18/07/2022 06:00:00 PM	34.2	42	49	45	33.8	46.9%
18/07/2022 07:00:00 PM	34.5	24	28	40	33.7	46.4%
18/07/2022 08:00:00 PM	35.0	24	28	40	33.9	50.0%
18/07/2022 09:00:00 PM	31.7	25	29	35	32.5	20.7%
18/07/2022 10:00:00 PM	31.0	21	25	35	32.5	20.0%
18/07/2022 11:00:00 PM	34.0	7	8	35	32.5	62.5%
19/07/2022 12:00:00 AM	30.0	3	3	30	0.0	0.0%
19/07/2022 01:00:00 AM	45.0	2	2	45	40.0	100.0%
19/07/2022 02:00:00 AM	35.0	1	1	35	32.5	100.0%
19/07/2022 03:00:00 AM	0.0	0	0	0	0.0	0.0%
19/07/2022 04:00:00 AM	0.0	0	0	0	0.0	0.0%
19/07/2022 05:00:00 AM	40.0	2	2	40	37.5	50.0%
19/07/2022 06:00:00 AM	36.7	8	10	40	34.4	80.0%
19/07/2022 07:00:00 AM	33.3	7	8	35	32.5	37.5%
19/07/2022 08:00:00 AM	34.4	25	29	45	34.6	41.4%
19/07/2022 09:00:00 AM	33.5	33	39	40	33.2	38.5%
19/07/2022 10:00:00 AM	32.3	39	46	40	32.9	26.1%
19/07/2022 11:00:00 AM	29.8	38	45	35	32.5	13.3%
19/07/2022 12:00:00 PM	32.9	36	42	40	34.0	23.8%
19/07/2022 01:00:00 PM	32.2	32	38	40	33.0	26.3%
19/07/2022 02:00:00 PM	33.0	38	45	40	32.8	35.6%
19/07/2022 03:00:00 PM	34.5	33	39	45	34.4	41.0%
19/07/2022 04:00:00 PM	33.7	53	62	40	33.1	41.9%
19/07/2022 05:00:00 PM	34.3	51	60	45	33.7	48.3%
19/07/2022 06:00:00 PM	34.4	35	41	40	33.5	48.8%
19/07/2022 07:00:00 PM	33.6	20	24	35	32.5	58.3%
19/07/2022 08:00:00 PM	33.5	25	29	50	33.9	37.9%

19/07/2022 09:00:00 PM	35.0	17	20	45	35.6	40.0%
19/07/2022 10:00:00 PM	33.3	8	9	35	32.5	33.3%
19/07/2022 11:00:00 PM	42.5	12	14	50	37.5	71.4%
20/07/2022 12:00:00 AM	45.0	3	3	45	37.5	66.7%
20/07/2022 01:00:00 AM	0.0	0	0	0	0.0	0.0%
20/07/2022 02:00:00 AM	35.0	1	1	35	32.5	100.0%
20/07/2022 03:00:00 AM	30.0	2	2	30	0.0	0.0%
20/07/2022 04:00:00 AM	0.0	0	0	0	0.0	0.0%
20/07/2022 05:00:00 AM	40.0	2	2	40	37.5	50.0%
20/07/2022 06:00:00 AM	35.0	10	12	40	33.9	58.3%
20/07/2022 07:00:00 AM	34.2	11	13	40	33.2	53.8%
20/07/2022 08:00:00 AM	32.0	39	46	40	33.0	23.9%
20/07/2022 09:00:00 AM	33.6	42	49	40	33.4	34.7%
20/07/2022 10:00:00 AM	32.9	31	37	40	32.9	35.1%
20/07/2022 11:00:00 AM	32.8	28	33	40	33.0	30.3%
20/07/2022 12:00:00 PM	29.8	33	39	40	34.5	12.8%
20/07/2022 01:00:00 PM	31.4	35	41	40	33.1	19.5%
20/07/2022 02:00:00 PM	32.8	42	49	35	32.5	32.7%
20/07/2022 03:00:00 PM	31.4	31	37	40	33.1	21.6%
20/07/2022 04:00:00 PM	34.0	60	70	45	33.3	47.1%
20/07/2022 05:00:00 PM	32.8	61	72	45	34.0	27.8%
20/07/2022 06:00:00 PM	33.4	57	67	40	32.9	40.3%
20/07/2022 07:00:00 PM	34.3	36	42	40	33.6	42.9%
20/07/2022 08:00:00 PM	35.0	28	33	55	36.1	33.3%
20/07/2022 09:00:00 PM	34.2	19	22	50	33.7	59.1%
20/07/2022 10:00:00 PM	30.0	10	12	35	32.5	16.7%
20/07/2022 11:00:00 PM	32.5	14	16	35	32.5	25.0%
21/07/2022 12:00:00 AM	33.3	8	10	40	33.8	40.0%
21/07/2022 01:00:00 AM	30.0	2	2	30	0.0	0.0%
21/07/2022 02:00:00 AM	35.0	2	2	35	32.5	100.0%
21/07/2022 03:00:00 AM	0.0	0	0	0	0.0	0.0%
21/07/2022 04:00:00 AM	0.0	0	0	0	0.0	0.0%
21/07/2022 05:00:00 AM	30.0	1	1	30	0.0	0.0%
21/07/2022 06:00:00 AM	35.0	5	6	40	34.2	50.0%
21/07/2022 07:00:00 AM	33.3	8	10	50	36.3	40.0%
21/07/2022 08:00:00 AM	34.6	33	39	40	33.9	46.2%
21/07/2022 09:00:00 AM	33.1	41	48	40	34.2	25.0%
21/07/2022 10:00:00 AM	29.2	29	34	35	32.5	8.8%
21/07/2022 11:00:00 AM	29.7	39	46	35	32.5	13.0%
21/07/2022 12:00:00 PM	29.5	36	42	35	32.5	9.5%
21/07/2022 01:00:00 PM	29.4	51	60	35	32.5	8.3%
21/07/2022 02:00:00 PM	34.3	42	50	40	33.9	42.0%
21/07/2022 03:00:00 PM	33.3	51	60	40	34.0	28.3%
21/07/2022 04:00:00 PM	31.9	63	74	40	32.8	23.0%
21/07/2022 05:00:00 PM	34.0	59	69	40	33.1	49.3%
21/07/2022 06:00:00 PM	33.2	66	78	40	33.3	33.3%
21/07/2022 07:00:00 PM	33.9	37	43	40	33.0	48.8%
21/07/2022 08:00:00 PM	35.0	26	31	45	34.5	48.4%
21/07/2022 09:00:00 PM	32.5	14	17	50	35.5	29.4%
21/07/2022 10:00:00 PM	33.8	15	18	40	34.2	33.3%

21/07/2022 11:00:00 PM	33.0	18	21	40	33.3	28.6%
22/07/2022 12:00:00 AM	35.0	3	4	45	37.5	50.0%
22/07/2022 01:00:00 AM	30.0	1	1	30	0.0	0.0%
22/07/2022 02:00:00 AM	40.0	2	2	40	35.0	100.0%
22/07/2022 03:00:00 AM	0.0	0	0	0	0.0	0.0%
22/07/2022 04:00:00 AM	0.0	0	0	0	0.0	0.0%
22/07/2022 05:00:00 AM	35.0	3	4	50	40.0	50.0%
22/07/2022 06:00:00 AM	35.0	5	6	45	34.5	83.3%
22/07/2022 07:00:00 AM	35.0	7	8	40	34.2	37.5%
22/07/2022 08:00:00 AM	34.6	31	36	40	33.7	47.2%
22/07/2022 09:00:00 AM	29.5	43	51	40	34.5	9.8%
22/07/2022 10:00:00 AM	32.2	35	41	40	33.0	24.4%
22/07/2022 11:00:00 AM	32.1	26	31	40	33.1	25.8%
22/07/2022 12:00:00 PM	32.5	41	48	40	33.3	25.0%
22/07/2022 01:00:00 PM	32.7	36	42	35	32.5	31.0%
22/07/2022 02:00:00 PM	34.3	50	59	50	34.2	45.8%
22/07/2022 03:00:00 PM	34.1	59	69	55	34.7	33.3%
22/07/2022 04:00:00 PM	29.4	61	72	40	33.2	9.7%
22/07/2022 05:00:00 PM	32.1	49	58	40	32.8	25.9%
22/07/2022 06:00:00 PM	32.5	57	67	40	34.6	20.9%
22/07/2022 07:00:00 PM	33.7	58	68	45	33.8	35.3%
22/07/2022 08:00:00 PM	33.6	39	46	45	33.3	43.5%
22/07/2022 09:00:00 PM	38.0	29	34	50	36.5	44.1%
22/07/2022 10:00:00 PM	34.3	17	20	45	34.7	45.0%
22/07/2022 11:00:00 PM	35.0	9	11	45	36.5	45.5%
23/07/2022 12:00:00 AM	35.0	5	6	40	35.0	33.3%
23/07/2022 01:00:00 AM	37.5	3	4	40	35.8	75.0%
23/07/2022 02:00:00 AM	40.0	3	3	40	35.0	66.7%
23/07/2022 03:00:00 AM	0.0	0	0	0	0.0	0.0%
23/07/2022 04:00:00 AM	37.5	3	4	40	35.8	75.0%
23/07/2022 05:00:00 AM	10.0	1	1	10	0.0	0.0%
23/07/2022 06:00:00 AM	40.0	2	2	40	35.0	100.0%
23/07/2022 07:00:00 AM	37.5	3	4	40	35.0	100.0%
23/07/2022 08:00:00 AM	35.0	4	5	40	34.2	60.0%
23/07/2022 09:00:00 AM	32.5	18	21	35	32.5	28.6%
23/07/2022 10:00:00 AM	33.8	26	30	40	33.5	33.3%
23/07/2022 11:00:00 AM	31.7	26	31	40	33.2	22.6%
23/07/2022 12:00:00 PM	32.1	46	54	45	35.2	20.4%
23/07/2022 01:00:00 PM	33.4	44	52	40	33.3	36.5%
23/07/2022 02:00:00 PM	32.5	32	38	40	33.5	26.3%
23/07/2022 03:00:00 PM	32.9	38	45	40	32.8	33.3%
23/07/2022 04:00:00 PM	30.6	46	54	35	32.5	16.7%
23/07/2022 05:00:00 PM	34.1	41	48	45	33.7	43.8%
23/07/2022 06:00:00 PM	30.0	42	50	40	34.4	16.0%
23/07/2022 07:00:00 PM	33.8	31	36	40	33.9	30.6%
23/07/2022 08:00:00 PM	35.0	36	42	40	34.2	42.9%
23/07/2022 09:00:00 PM	32.8	21	25	35	32.5	36.0%
23/07/2022 10:00:00 PM	40.0	20	23	45	37.5	30.4%
23/07/2022 11:00:00 PM	33.6	14	17	40	33.1	47.1%
24/07/2022 12:00:00 AM	35.0	7	8	40	33.8	50.0%

24/07/2022 01:00:00 AM	28.8	4	5	30	0.0	0.0%
24/07/2022 02:00:00 AM	35.0	4	5	45	35.8	60.0%
24/07/2022 03:00:00 AM	40.0	1	1	40	37.5	100.0%
24/07/2022 04:00:00 AM	0.0	0	0	0	0.0	0.0%
24/07/2022 05:00:00 AM	30.0	2	2	30	0.0	0.0%
24/07/2022 06:00:00 AM	37.5	3	4	40	37.5	50.0%
24/07/2022 07:00:00 AM	40.0	1	1	40	37.5	100.0%
24/07/2022 08:00:00 AM	35.0	1	1	35	32.5	100.0%
24/07/2022 09:00:00 AM	31.7	14	16	35	32.5	18.8%
24/07/2022 10:00:00 AM	31.7	12	14	35	32.5	21.4%
24/07/2022 11:00:00 AM	34.5	37	43	40	34.1	37.2%
24/07/2022 12:00:00 PM	32.5	37	44	40	32.9	29.5%
24/07/2022 01:00:00 PM	33.7	45	53	45	33.4	41.5%
24/07/2022 02:00:00 PM	34.2	28	33	40	33.4	48.5%
24/07/2022 03:00:00 PM	33.7	30	35	40	32.8	45.7%
24/07/2022 04:00:00 PM	36.4	28	33	40	35.2	39.4%
24/07/2022 05:00:00 PM	34.2	29	34	40	33.0	64.7%
24/07/2022 06:00:00 PM	35.0	18	21	40	34.0	47.6%
24/07/2022 07:00:00 PM	36.2	23	27	45	34.8	48.1%
24/07/2022 08:00:00 PM	34.3	34	40	40	33.6	47.5%
24/07/2022 09:00:00 PM	36.7	13	15	40	35.5	33.3%
24/07/2022 10:00:00 PM	31.7	13	15	35	32.5	20.0%
24/07/2022 11:00:00 PM	40.0	7	8	45	35.5	62.5%
25/07/2022 12:00:00 AM	35.0	1	1	35	32.5	100.0%
25/07/2022 01:00:00 AM	0.0	0	0	0	0.0	0.0%
25/07/2022 02:00:00 AM	50.0	2	2	50	40.0	100.0%
25/07/2022 03:00:00 AM	0.0	0	0	0	0.0	0.0%
25/07/2022 04:00:00 AM	0.0	0	0	0	0.0	0.0%
25/07/2022 05:00:00 AM	30.0	3	4	40	37.5	25.0%
25/07/2022 06:00:00 AM	37.5	5	6	40	37.5	33.3%
25/07/2022 07:00:00 AM	47.5	8	9	50	37.5	66.7%
25/07/2022 08:00:00 AM	36.2	31	36	45	34.7	50.0%
25/07/2022 09:00:00 AM	34.4	27	32	40	34.0	40.6%
25/07/2022 10:00:00 AM	35.0	26	30	40	34.2	40.0%
25/07/2022 11:00:00 AM	33.3	26	31	40	32.9	41.9%
25/07/2022 12:00:00 PM	33.8	48	56	40	35.7	19.6%
25/07/2022 01:00:00 PM	32.5	37	44	40	32.9	29.5%
25/07/2022 02:00:00 PM	34.4	40	47	40	33.7	44.7%
25/07/2022 03:00:00 PM	32.1	43	51	45	33.3	25.5%
25/07/2022 04:00:00 PM	33.8	36	42	40	33.5	35.7%
25/07/2022 05:00:00 PM	30.8	58	68	35	32.5	17.6%
25/07/2022 06:00:00 PM	33.5	53	62	45	33.4	37.1%
25/07/2022 07:00:00 PM	33.4	42	50	40	32.7	46.0%
25/07/2022 08:00:00 PM	36.0	22	26	40	34.6	46.2%
25/07/2022 09:00:00 PM	37.5	19	22	50	36.9	36.4%
25/07/2022 10:00:00 PM	31.7	16	19	40	33.8	21.1%
25/07/2022 11:00:00 PM	33.3	7	8	35	32.5	37.5%
26/07/2022 12:00:00 AM	33.3	5	6	35	32.5	50.0%
26/07/2022 01:00:00 AM	0.0	0	0	0	0.0	0.0%
26/07/2022 02:00:00 AM	35.0	1	1	35	32.5	100.0%

26/07/2022 03:00:00 AM	0.0	0	0	0	0.0	0.0%
26/07/2022 04:00:00 AM	30.0	1	1	30	0.0	0.0%
26/07/2022 05:00:00 AM	32.5	4	5	35	32.5	40.0%
26/07/2022 06:00:00 AM	37.5	5	6	40	34.2	100.0%
26/07/2022 07:00:00 AM	38.3	8	10	45	36.1	70.0%
26/07/2022 08:00:00 AM	35.0	21	25	45	34.2	60.0%
26/07/2022 09:00:00 AM	32.9	24	28	40	33.1	28.6%
26/07/2022 10:00:00 AM	33.0	30	35	40	33.0	31.4%
26/07/2022 11:00:00 AM	32.5	20	24	40	34.2	25.0%
26/07/2022 12:00:00 PM	33.0	29	34	40	34.4	23.5%
26/07/2022 01:00:00 PM	33.1	37	44	40	33.2	34.1%
26/07/2022 02:00:00 PM	33.0	37	44	40	33.7	29.5%
26/07/2022 03:00:00 PM	32.7	37	43	40	32.9	27.9%
26/07/2022 04:00:00 PM	31.7	50	59	40	32.9	22.0%
26/07/2022 05:00:00 PM	32.0	51	60	40	33.7	21.7%
26/07/2022 06:00:00 PM	33.7	45	53	40	33.6	35.8%
26/07/2022 07:00:00 PM	33.8	35	41	40	33.4	39.0%
26/07/2022 08:00:00 PM	33.3	20	24	40	33.8	33.3%
26/07/2022 09:00:00 PM	33.8	18	21	45	33.6	42.9%
26/07/2022 10:00:00 PM	35.0	13	15	40	34.2	40.0%
26/07/2022 11:00:00 PM	37.5	10	12	45	35.8	50.0%
27/07/2022 12:00:00 AM	35.0	11	13	40	34.5	38.5%
27/07/2022 01:00:00 AM	30.0	3	3	30	0.0	0.0%
27/07/2022 02:00:00 AM	45.0	2	2	45	37.5	100.0%
27/07/2022 03:00:00 AM	0.0	0	0	0	0.0	0.0%
27/07/2022 04:00:00 AM	30.0	1	1	30	0.0	0.0%
27/07/2022 05:00:00 AM	25.0	3	4	30	0.0	0.0%
27/07/2022 06:00:00 AM	38.3	8	9	40	34.6	77.8%
27/07/2022 07:00:00 AM	42.5	5	6	45	37.5	66.7%
27/07/2022 08:00:00 AM	33.6	26	30	40	33.6	30.0%
27/07/2022 09:00:00 AM	33.6	18	21	40	33.1	38.1%
27/07/2022 10:00:00 AM	32.1	26	31	40	33.1	25.8%
27/07/2022 11:00:00 AM	32.0	43	51	40	33.3	23.5%
27/07/2022 12:00:00 PM	32.9	49	58	40	33.8	27.6%
27/07/2022 01:00:00 PM	33.1	54	64	40	33.9	28.1%
27/07/2022 02:00:00 PM	32.3	51	60	40	32.8	26.7%
27/07/2022 03:00:00 PM	33.3	42	49	40	34.0	26.5%
27/07/2022 04:00:00 PM	34.2	34	40	45	34.1	40.0%
27/07/2022 05:00:00 PM	33.9	46	54	40	33.4	40.7%
27/07/2022 06:00:00 PM	32.0	51	60	35	32.5	25.0%
27/07/2022 07:00:00 PM	34.1	46	54	45	33.9	40.7%
27/07/2022 08:00:00 PM	30.7	38	45	40	33.1	17.8%
27/07/2022 09:00:00 PM	34.1	22	26	40	33.3	50.0%
27/07/2022 10:00:00 PM	31.7	13	15	35	32.5	20.0%
27/07/2022 11:00:00 PM	33.3	11	13	40	33.8	30.8%
28/07/2022 12:00:00 AM	40.0	7	8	50	40.8	37.5%
28/07/2022 01:00:00 AM	25.0	1	1	25	0.0	0.0%
28/07/2022 02:00:00 AM	35.0	1	1	35	32.5	100.0%
28/07/2022 03:00:00 AM	0.0	0	0	0	0.0	0.0%
28/07/2022 04:00:00 AM	30.0	2	2	30	0.0	0.0%

28/07/2022 05:00:00 AM	40.0	1	1	40	37.5	100.0%
28/07/2022 06:00:00 AM	35.0	6	7	40	34.2	42.9%
28/07/2022 07:00:00 AM	34.0	8	10	40	33.3	60.0%
28/07/2022 08:00:00 AM	35.0	17	20	45	34.4	65.0%
28/07/2022 09:00:00 AM	32.5	29	34	40	33.8	23.5%
28/07/2022 10:00:00 AM	31.7	40	47	40	33.0	21.3%
28/07/2022 11:00:00 AM	33.2	31	36	40	32.9	33.3%
28/07/2022 12:00:00 PM	34.0	36	42	40	33.3	42.9%
28/07/2022 01:00:00 PM	30.0	31	37	40	34.2	16.2%
28/07/2022 02:00:00 PM	33.5	37	44	40	33.4	36.4%
28/07/2022 03:00:00 PM	31.8	45	53	40	32.9	22.6%
28/07/2022 04:00:00 PM	33.2	42	50	45	33.7	34.0%
28/07/2022 05:00:00 PM	32.2	61	72	40	32.8	26.4%
28/07/2022 06:00:00 PM	31.1	45	53	40	33.0	18.9%
28/07/2022 07:00:00 PM	33.1	57	67	40	33.5	29.9%
28/07/2022 08:00:00 PM	34.2	31	37	45	34.0	45.9%
28/07/2022 09:00:00 PM	33.6	16	19	40	33.1	42.1%
28/07/2022 10:00:00 PM	33.5	22	26	40	33.0	42.3%
28/07/2022 11:00:00 PM	34.2	10	12	45	33.9	58.3%
29/07/2022 12:00:00 AM	40.0	2	2	40	35.0	100.0%
29/07/2022 01:00:00 AM	35.0	1	1	35	32.5	100.0%
29/07/2022 02:00:00 AM	35.0	1	1	35	32.5	100.0%
29/07/2022 03:00:00 AM	0.0	0	0	0	0.0	0.0%
29/07/2022 04:00:00 AM	30.0	2	2	30	0.0	0.0%
29/07/2022 05:00:00 AM	45.0	2	2	45	40.0	100.0%
29/07/2022 06:00:00 AM	35.0	5	6	40	33.8	66.7%
29/07/2022 07:00:00 AM	42.5	9	11	50	37.0	90.9%
29/07/2022 08:00:00 AM	34.0	22	26	40	33.3	46.2%
29/07/2022 09:00:00 AM	32.5	31	36	40	33.1	25.0%
29/07/2022 10:00:00 AM	31.7	26	30	35	32.5	20.0%
29/07/2022 11:00:00 AM	33.2	36	42	40	32.8	35.7%
29/07/2022 12:00:00 PM	33.1	42	49	40	34.2	24.5%
29/07/2022 01:00:00 PM	33.2	46	54	40	33.0	35.2%
29/07/2022 02:00:00 PM	32.2	37	43	40	33.0	23.3%
29/07/2022 03:00:00 PM	32.2	39	46	40	33.4	23.9%
29/07/2022 04:00:00 PM	33.6	43	51	40	33.2	41.2%
29/07/2022 05:00:00 PM	33.0	59	69	35	32.5	36.2%
29/07/2022 06:00:00 PM	33.8	60	71	40	33.6	38.0%
29/07/2022 07:00:00 PM	33.2	42	50	45	34.8	30.0%
29/07/2022 08:00:00 PM	32.9	29	34	45	34.2	26.5%
29/07/2022 09:00:00 PM	33.3	16	19	40	34.5	26.3%
29/07/2022 10:00:00 PM	28.8	8	10	30	0.0	0.0%
29/07/2022 11:00:00 PM	28.0	14	17	35	32.5	5.9%
30/07/2022 12:00:00 AM	27.5	10	12	35	32.5	8.3%
30/07/2022 01:00:00 AM	30.0	5	6	35	32.5	16.7%
30/07/2022 02:00:00 AM	40.0	3	4	45	37.5	75.0%
30/07/2022 03:00:00 AM	30.0	3	3	30	0.0	0.0%
30/07/2022 04:00:00 AM	0.0	0	0	0	0.0	0.0%
30/07/2022 05:00:00 AM	35.0	2	2	35	32.5	100.0%
30/07/2022 06:00:00 AM	35.0	2	2	35	32.5	50.0%

30/07/2022 07:00:00 AM	35.0	7	8	40	33.5	62.5%
30/07/2022 08:00:00 AM	36.7	9	11	40	35.5	45.5%
30/07/2022 09:00:00 AM	33.3	26	30	40	33.8	26.7%
30/07/2022 10:00:00 AM	32.8	28	33	40	33.0	30.3%
30/07/2022 11:00:00 AM	33.2	43	51	45	33.3	37.3%
30/07/2022 12:00:00 PM	33.7	52	61	45	33.3	42.6%
30/07/2022 01:00:00 PM	33.8	43	51	40	33.5	41.2%
30/07/2022 02:00:00 PM	31.7	30	35	40	33.2	20.0%
30/07/2022 03:00:00 PM	33.8	30	35	40	33.2	40.0%
30/07/2022 04:00:00 PM	32.9	40	47	40	33.2	29.8%
30/07/2022 05:00:00 PM	32.0	64	75	40	33.1	22.7%
30/07/2022 06:00:00 PM	30.0	33	39	35	32.5	15.4%
30/07/2022 07:00:00 PM	33.5	31	36	50	34.2	33.3%
30/07/2022 08:00:00 PM	32.5	32	38	40	33.0	28.9%
30/07/2022 09:00:00 PM	35.0	20	24	50	36.1	45.8%
30/07/2022 10:00:00 PM	35.0	8	10	40	34.5	50.0%
30/07/2022 11:00:00 PM	32.5	15	18	35	32.5	33.3%
31/07/2022 12:00:00 AM	28.6	8	10	30	0.0	0.0%
31/07/2022 01:00:00 AM	30.0	8	10	50	40.0	20.0%
31/07/2022 02:00:00 AM	30.0	3	3	30	0.0	0.0%
31/07/2022 03:00:00 AM	35.0	1	1	35	32.5	100.0%
31/07/2022 04:00:00 AM	0.0	0	0	0	0.0	0.0%
31/07/2022 05:00:00 AM	0.0	0	0	0	0.0	0.0%
31/07/2022 06:00:00 AM	33.3	3	4	35	32.5	75.0%
31/07/2022 07:00:00 AM	35.0	3	3	35	32.5	33.3%
31/07/2022 08:00:00 AM	25.0	2	2	25	0.0	0.0%
31/07/2022 09:00:00 AM	33.8	17	20	40	34.2	30.0%
31/07/2022 10:00:00 AM	29.7	26	30	40	34.2	10.0%
31/07/2022 11:00:00 AM	32.9	32	38	40	32.9	34.2%
31/07/2022 12:00:00 PM	33.1	30	35	40	33.5	28.6%
31/07/2022 01:00:00 PM	30.8	34	40	40	33.2	17.5%
31/07/2022 02:00:00 PM	31.5	40	47	35	32.5	21.3%
31/07/2022 03:00:00 PM	29.2	31	36	35	32.5	5.6%
31/07/2022 04:00:00 PM	23.8	27	32	30	0.0	0.0%
31/07/2022 05:00:00 PM	23.6	23	27	25	0.0	0.0%
31/07/2022 06:00:00 PM	23.0	22	26	25	0.0	0.0%
31/07/2022 07:00:00 PM	27.1	25	29	30	0.0	0.0%
31/07/2022 08:00:00 PM	34.5	18	21	45	33.8	57.1%
31/07/2022 09:00:00 PM	35.0	10	12	45	36.3	33.3%
31/07/2022 10:00:00 PM	40.0	8	9	50	37.5	44.4%
31/07/2022 11:00:00 PM	33.8	10	12	40	33.5	41.7%
01/08/2022 12:00:00 AM	35.0	2	2	35	32.5	100.0%
01/08/2022 01:00:00 AM	30.0	3	3	30	0.0	0.0%
01/08/2022 02:00:00 AM	20.0	1	1	20	0.0	0.0%
01/08/2022 03:00:00 AM	0.0	0	0	0	0.0	0.0%
01/08/2022 04:00:00 AM	0.0	0	0	0	0.0	0.0%
01/08/2022 05:00:00 AM	40.0	1	1	40	37.5	100.0%
01/08/2022 06:00:00 AM	37.5	8	9	40	35.8	33.3%
01/08/2022 07:00:00 AM	37.5	14	16	45	35.8	37.5%
01/08/2022 08:00:00 AM	32.5	27	32	45	33.6	28.1%

01/08/2022 09:00:00 AM	32.8	28	33	40	33.0	30.3%
01/08/2022 10:00:00 AM	31.9	30	35	35	32.5	22.9%
01/08/2022 11:00:00 AM	32.5	33	39	40	33.5	25.6%
01/08/2022 12:00:00 PM	30.6	39	46	35	32.5	17.4%
01/08/2022 01:00:00 PM	29.6	39	46	35	32.5	10.9%
01/08/2022 02:00:00 PM	31.9	36	42	40	33.1	21.4%
01/08/2022 03:00:00 PM	32.2	33	39	40	33.0	25.6%
01/08/2022 04:00:00 PM	31.8	40	47	35	32.5	23.4%
01/08/2022 05:00:00 PM	33.7	58	68	40	33.2	39.7%
01/08/2022 06:00:00 PM	32.3	53	62	40	32.8	25.8%
01/08/2022 07:00:00 PM	32.7	34	40	40	32.9	30.0%
01/08/2022 08:00:00 PM	33.3	16	19	35	32.5	47.4%
01/08/2022 09:00:00 PM	34.2	16	19	45	34.4	42.1%
01/08/2022 10:00:00 PM	37.5	13	15	50	36.1	46.7%
01/08/2022 11:00:00 PM	34.0	7	8	35	32.5	62.5%
02/08/2022 12:00:00 AM	45.0	3	3	45	37.5	66.7%
02/08/2022 01:00:00 AM	35.0	1	1	35	32.5	100.0%
02/08/2022 02:00:00 AM	0.0	0	0	0	0.0	0.0%
02/08/2022 03:00:00 AM	0.0	0	0	0	0.0	0.0%
02/08/2022 04:00:00 AM	35.0	1	1	35	32.5	100.0%
02/08/2022 05:00:00 AM	40.0	1	1	40	37.5	100.0%
02/08/2022 06:00:00 AM	33.3	8	9	35	32.5	33.3%
02/08/2022 07:00:00 AM	37.5	7	8	40	34.2	75.0%
02/08/2022 08:00:00 AM	33.3	16	19	40	33.2	36.8%
02/08/2022 09:00:00 AM	32.0	24	28	40	33.3	21.4%
02/08/2022 10:00:00 AM	31.7	22	26	35	32.5	23.1%
02/08/2022 11:00:00 AM	32.5	29	34	35	32.5	29.4%
02/08/2022 12:00:00 PM	32.1	35	41	40	33.6	22.0%
02/08/2022 01:00:00 PM	31.1	42	50	40	33.0	20.0%
02/08/2022 02:00:00 PM	32.0	50	59	40	33.7	22.0%
02/08/2022 03:00:00 PM	33.3	30	35	40	33.4	31.4%
02/08/2022 04:00:00 PM	33.5	41	48	45	33.8	33.3%
02/08/2022 05:00:00 PM	33.6	51	60	40	33.1	40.0%
02/08/2022 06:00:00 PM	33.0	59	69	40	32.7	33.3%
02/08/2022 07:00:00 PM	32.7	46	54	40	32.8	29.6%
02/08/2022 08:00:00 PM	35.0	22	26	45	34.4	50.0%
02/08/2022 09:00:00 PM	33.3	19	22	40	33.2	31.8%
02/08/2022 10:00:00 PM	33.3	12	14	40	33.8	28.6%
02/08/2022 11:00:00 PM	30.0	5	6	35	32.5	16.7%
03/08/2022 12:00:00 AM	35.0	4	5	45	35.0	80.0%
03/08/2022 01:00:00 AM	40.0	2	2	40	37.5	50.0%
03/08/2022 02:00:00 AM	0.0	0	0	0	0.0	0.0%
03/08/2022 03:00:00 AM	0.0	0	0	0	0.0	0.0%
03/08/2022 04:00:00 AM	0.0	0	0	0	0.0	0.0%
03/08/2022 05:00:00 AM	35.0	2	2	35	32.5	50.0%
03/08/2022 06:00:00 AM	32.5	4	5	35	32.5	40.0%
03/08/2022 07:00:00 AM	33.0	11	13	35	32.5	38.5%
03/08/2022 08:00:00 AM	33.8	22	26	45	33.3	50.0%
03/08/2022 09:00:00 AM	32.5	30	35	40	33.1	25.7%
03/08/2022 10:00:00 AM	32.5	30	35	45	33.6	25.7%

03/08/2022 11:00:00 AM	28.9	33	39	35	32.5	5.1%
03/08/2022 12:00:00 PM	29.6	41	48	35	32.5	10.4%
03/08/2022 01:00:00 PM	33.0	30	35	40	33.0	31.4%
03/08/2022 02:00:00 PM	32.5	48	56	35	32.5	28.6%
03/08/2022 03:00:00 PM	34.5	36	42	45	34.7	38.1%
03/08/2022 04:00:00 PM	32.7	45	53	40	33.2	28.3%
03/08/2022 05:00:00 PM	31.8	48	57	40	33.3	22.8%
03/08/2022 06:00:00 PM	33.2	58	68	40	33.2	32.4%
03/08/2022 07:00:00 PM	33.2	42	49	40	33.6	28.6%
03/08/2022 08:00:00 PM	37.0	28	33	50	35.4	51.5%
03/08/2022 09:00:00 PM	30.0	19	22	35	32.5	13.6%
03/08/2022 10:00:00 PM	32.5	12	14	45	35.8	21.4%
03/08/2022 11:00:00 PM	31.7	9	11	35	32.5	27.3%
04/08/2022 12:00:00 AM	38.8	9	11	45	36.8	63.6%
04/08/2022 01:00:00 AM	0.0	0	0	0	0.0	0.0%
04/08/2022 02:00:00 AM	40.0	1	1	40	37.5	100.0%
04/08/2022 03:00:00 AM	0.0	0	0	0	0.0	0.0%
04/08/2022 04:00:00 AM	0.0	0	0	0	0.0	0.0%
04/08/2022 05:00:00 AM	40.0	2	2	40	37.5	100.0%
04/08/2022 06:00:00 AM	40.0	6	7	50	36.1	100.0%
04/08/2022 07:00:00 AM	35.0	5	6	40	35.0	33.3%
04/08/2022 08:00:00 AM	36.2	26	30	45	34.3	56.7%
04/08/2022 09:00:00 AM	32.5	28	33	40	33.1	27.3%
04/08/2022 10:00:00 AM	31.2	19	22	35	32.5	18.2%
04/08/2022 11:00:00 AM	27.9	25	29	35	32.5	3.4%
04/08/2022 12:00:00 PM	27.9	37	44	30	0.0	0.0%
04/08/2022 01:00:00 PM	32.2	37	44	40	33.4	25.0%
04/08/2022 02:00:00 PM	31.5	47	55	40	33.0	20.0%
04/08/2022 03:00:00 PM	32.2	33	39	40	33.0	25.6%
04/08/2022 04:00:00 PM	30.6	49	58	40	33.0	17.2%
04/08/2022 05:00:00 PM	33.3	56	66	45	33.6	33.3%
04/08/2022 06:00:00 PM	33.4	53	62	45	33.8	32.3%
04/08/2022 07:00:00 PM	31.9	42	49	40	33.5	20.4%
04/08/2022 08:00:00 PM	31.9	26	31	35	32.5	25.8%
04/08/2022 09:00:00 PM	33.3	31	36	50	35.8	25.0%
04/08/2022 10:00:00 PM	35.0	23	27	45	36.1	25.9%
04/08/2022 11:00:00 PM	38.8	16	19	45	36.9	47.4%
05/08/2022 12:00:00 AM	40.0	7	8	55	37.5	62.5%
05/08/2022 01:00:00 AM	35.0	2	2	35	32.5	50.0%
05/08/2022 02:00:00 AM	40.0	1	1	40	37.5	100.0%
05/08/2022 03:00:00 AM	35.0	2	2	35	32.5	50.0%
05/08/2022 04:00:00 AM	0.0	0	0	0	0.0	0.0%
05/08/2022 05:00:00 AM	0.0	0	0	0	0.0	0.0%
05/08/2022 06:00:00 AM	35.0	6	7	45	34.5	71.4%
05/08/2022 07:00:00 AM	42.5	8	9	45	37.5	77.8%
05/08/2022 08:00:00 AM	36.7	20	23	45	35.3	39.1%
05/08/2022 09:00:00 AM	31.9	28	33	35	32.5	24.2%
05/08/2022 10:00:00 AM	33.6	28	33	40	34.0	30.3%
05/08/2022 11:00:00 AM	30.0	33	39	40	33.3	15.4%
05/08/2022 12:00:00 PM	32.5	22	26	40	33.2	26.9%

05/08/2022 01:00:00 PM	31.7	45	53	40	33.4	20.8%
05/08/2022 02:00:00 PM	34.0	37	43	40	33.9	32.6%
05/08/2022 03:00:00 PM	33.0	37	43	40	33.3	27.9%
05/08/2022 04:00:00 PM	32.8	42	49	45	34.2	24.5%
05/08/2022 05:00:00 PM	32.9	40	47	40	32.8	31.9%
05/08/2022 06:00:00 PM	29.8	58	68	35	32.5	13.2%
05/08/2022 07:00:00 PM	32.8	38	45	40	33.8	26.7%
05/08/2022 08:00:00 PM	32.9	32	38	45	33.3	34.2%
05/08/2022 09:00:00 PM	33.8	15	18	45	35.0	33.3%
05/08/2022 10:00:00 PM	37.5	13	15	45	39.2	20.0%
05/08/2022 11:00:00 PM	35.0	14	16	50	34.7	56.3%
06/08/2022 12:00:00 AM	30.0	2	2	30	0.0	0.0%
06/08/2022 01:00:00 AM	32.5	4	5	35	32.5	40.0%
06/08/2022 02:00:00 AM	25.0	1	1	25	0.0	0.0%
06/08/2022 03:00:00 AM	0.0	0	0	0	0.0	0.0%
06/08/2022 04:00:00 AM	0.0	0	0	0	0.0	0.0%
06/08/2022 05:00:00 AM	30.0	1	1	30	0.0	0.0%
06/08/2022 06:00:00 AM	37.5	3	4	40	35.8	75.0%
06/08/2022 07:00:00 AM	45.0	8	10	50	38.9	70.0%
06/08/2022 08:00:00 AM	30.0	11	13	35	32.5	15.4%
06/08/2022 09:00:00 AM	35.0	17	20	40	35.0	30.0%
06/08/2022 10:00:00 AM	32.5	25	29	40	33.2	24.1%
06/08/2022 11:00:00 AM	32.9	36	42	45	34.5	23.8%
06/08/2022 12:00:00 PM	32.9	46	54	40	32.8	33.3%
06/08/2022 01:00:00 PM	29.2	41	48	40	33.8	8.3%
06/08/2022 02:00:00 PM	33.3	42	49	40	33.5	30.6%
06/08/2022 03:00:00 PM	31.9	37	44	40	33.5	22.7%
06/08/2022 04:00:00 PM	33.3	36	42	40	33.2	33.3%
06/08/2022 05:00:00 PM	32.0	56	66	40	32.8	24.2%
06/08/2022 06:00:00 PM	33.6	50	59	40	33.4	37.3%
06/08/2022 07:00:00 PM	32.8	27	32	40	33.0	31.3%
06/08/2022 08:00:00 PM	33.3	35	41	40	33.8	29.3%
06/08/2022 09:00:00 PM	33.6	20	23	35	32.5	47.8%
06/08/2022 10:00:00 PM	35.0	16	19	45	34.7	47.4%
06/08/2022 11:00:00 PM	35.0	8	9	40	34.2	33.3%
07/08/2022 12:00:00 AM	35.0	6	7	40	33.5	71.4%
07/08/2022 01:00:00 AM	42.5	4	5	45	42.5	40.0%
07/08/2022 02:00:00 AM	35.0	4	5	40	35.0	40.0%
07/08/2022 03:00:00 AM	40.0	1	1	40	37.5	100.0%
07/08/2022 04:00:00 AM	0.0	0	0	0	0.0	0.0%
07/08/2022 05:00:00 AM	45.0	2	2	45	37.5	100.0%
07/08/2022 06:00:00 AM	40.0	2	2	40	37.5	50.0%
07/08/2022 07:00:00 AM	25.0	1	1	25	0.0	0.0%
07/08/2022 08:00:00 AM	34.2	7	8	35	32.5	75.0%
07/08/2022 09:00:00 AM	32.5	15	18	40	33.5	27.8%
07/08/2022 10:00:00 AM	34.2	30	35	40	33.5	42.9%
07/08/2022 11:00:00 AM	33.3	27	32	40	33.4	34.4%
07/08/2022 12:00:00 PM	32.1	27	32	40	33.1	25.0%
07/08/2022 01:00:00 PM	31.0	33	39	40	33.9	17.9%
07/08/2022 02:00:00 PM	33.8	41	48	40	33.7	35.4%

07/08/2022 03:00:00 PM	33.0	28	33	40	33.0	33.3%
07/08/2022 04:00:00 PM	33.1	27	32	40	33.5	31.3%
07/08/2022 05:00:00 PM	32.5	36	42	40	33.0	26.2%
07/08/2022 06:00:00 PM	32.1	24	28	35	32.5	25.0%
07/08/2022 07:00:00 PM	32.8	28	33	40	33.0	30.3%
07/08/2022 08:00:00 PM	31.7	18	21	40	33.8	19.0%
07/08/2022 09:00:00 PM	35.0	16	19	40	35.0	31.6%
07/08/2022 10:00:00 PM	37.5	11	13	45	35.8	46.2%
07/08/2022 11:00:00 PM	35.0	8	10	40	34.5	50.0%
08/08/2022 12:00:00 AM	42.5	3	4	45	38.8	100.0%
08/08/2022 01:00:00 AM	30.0	3	3	30	0.0	0.0%
08/08/2022 02:00:00 AM	35.0	2	2	35	32.5	50.0%
08/08/2022 03:00:00 AM	0.0	0	0	0	0.0	0.0%
08/08/2022 04:00:00 AM	0.0	0	0	0	0.0	0.0%
08/08/2022 05:00:00 AM	50.0	2	2	50	40.0	100.0%
08/08/2022 06:00:00 AM	40.0	8	10	45	35.6	80.0%
08/08/2022 07:00:00 AM	34.3	12	14	40	33.1	57.1%
08/08/2022 08:00:00 AM	33.9	23	27	45	33.9	40.7%
08/08/2022 09:00:00 AM	34.0	23	27	40	33.3	44.4%
08/08/2022 10:00:00 AM	33.8	36	42	40	33.5	35.7%
08/08/2022 11:00:00 AM	31.2	28	33	40	34.2	18.2%
08/08/2022 12:00:00 PM	30.0	39	46	40	33.2	15.2%
08/08/2022 01:00:00 PM	32.5	38	45	40	32.9	28.9%
08/08/2022 02:00:00 PM	33.6	37	43	45	33.9	32.6%
08/08/2022 03:00:00 PM	32.5	38	45	40	32.9	28.9%
08/08/2022 04:00:00 PM	32.7	41	48	40	33.3	27.1%
08/08/2022 05:00:00 PM	33.0	43	51	40	33.9	27.5%
08/08/2022 06:00:00 PM	34.1	48	56	40	33.2	48.2%
08/08/2022 07:00:00 PM	34.4	45	53	40	33.8	45.3%
08/08/2022 08:00:00 PM	32.8	25	29	35	32.5	31.0%
08/08/2022 09:00:00 PM	33.6	20	23	40	33.1	34.8%
08/08/2022 10:00:00 PM	33.8	14	17	55	36.7	35.3%
08/08/2022 11:00:00 PM	40.0	5	6	55	38.5	83.3%
09/08/2022 12:00:00 AM	32.5	5	6	35	32.5	33.3%
09/08/2022 01:00:00 AM	40.0	3	3	40	34.2	100.0%
09/08/2022 02:00:00 AM	35.0	1	1	35	32.5	100.0%
09/08/2022 03:00:00 AM	0.0	0	0	0	0.0	0.0%
09/08/2022 04:00:00 AM	30.0	1	1	30	0.0	0.0%
09/08/2022 05:00:00 AM	40.0	1	1	40	37.5	100.0%
09/08/2022 06:00:00 AM	35.0	5	6	45	35.0	66.7%
09/08/2022 07:00:00 AM	35.0	13	15	45	34.2	60.0%
09/08/2022 08:00:00 AM	33.6	22	26	40	32.9	46.2%
09/08/2022 09:00:00 AM	32.5	27	32	40	33.8	25.0%
09/08/2022 10:00:00 AM	29.2	26	30	35	32.5	6.7%
09/08/2022 11:00:00 AM	30.0	28	33	40	33.5	15.2%
09/08/2022 12:00:00 PM	29.8	50	59	40	33.8	13.6%
09/08/2022 01:00:00 PM	30.7	38	45	40	33.1	17.8%
09/08/2022 02:00:00 PM	31.0	34	40	40	33.9	17.5%
09/08/2022 03:00:00 PM	31.9	45	53	40	33.9	20.8%
09/08/2022 04:00:00 PM	33.8	40	47	50	34.3	36.2%

09/08/2022 05:00:00 PM	32.5	44	52	40	33.2	26.9%
09/08/2022 06:00:00 PM	33.6	49	58	40	33.1	43.1%
09/08/2022 07:00:00 PM	34.0	47	55	40	33.0	52.7%
09/08/2022 08:00:00 PM	32.5	23	27	40	34.2	22.2%
09/08/2022 09:00:00 PM	33.3	19	22	40	34.5	22.7%
09/08/2022 10:00:00 PM	35.0	11	13	40	35.0	30.8%
09/08/2022 11:00:00 PM	37.5	18	21	45	35.2	52.4%
10/08/2022 12:00:00 AM	35.0	5	6	50	40.0	33.3%
10/08/2022 01:00:00 AM	0.0	0	0	0	0.0	0.0%
10/08/2022 02:00:00 AM	35.0	2	2	35	32.5	50.0%
10/08/2022 03:00:00 AM	0.0	0	0	0	0.0	0.0%
10/08/2022 04:00:00 AM	30.0	1	1	30	0.0	0.0%
10/08/2022 05:00:00 AM	55.0	2	2	55	47.5	100.0%
10/08/2022 06:00:00 AM	37.5	7	8	40	34.5	62.5%
10/08/2022 07:00:00 AM	40.0	14	16	45	36.1	43.8%
10/08/2022 08:00:00 AM	36.0	23	27	40	34.8	40.7%
10/08/2022 09:00:00 AM	33.9	33	39	40	34.0	33.3%
10/08/2022 10:00:00 AM	32.5	27	32	50	34.2	28.1%
10/08/2022 11:00:00 AM	30.8	31	37	40	33.2	18.9%
10/08/2022 12:00:00 PM	32.3	37	44	45	33.3	27.3%
10/08/2022 01:00:00 PM	33.2	39	46	40	33.6	30.4%
10/08/2022 02:00:00 PM	32.9	31	36	40	33.6	25.0%
10/08/2022 03:00:00 PM	31.0	26	31	40	33.3	19.4%
10/08/2022 04:00:00 PM	32.1	54	64	40	33.1	25.0%
10/08/2022 05:00:00 PM	33.3	44	52	40	33.0	38.5%
10/08/2022 06:00:00 PM	33.3	60	71	40	33.3	35.2%
10/08/2022 07:00:00 PM	33.5	51	60	40	33.5	35.0%
10/08/2022 08:00:00 PM	32.5	31	37	40	33.0	29.7%
10/08/2022 09:00:00 PM	32.5	20	24	40	33.2	29.2%
10/08/2022 10:00:00 PM	35.0	18	21	50	36.1	33.3%
10/08/2022 11:00:00 PM	35.0	8	10	40	34.2	60.0%
11/08/2022 12:00:00 AM	40.0	5	6	60	40.0	66.7%
11/08/2022 01:00:00 AM	30.0	1	1	30	0.0	0.0%
11/08/2022 02:00:00 AM	35.0	1	1	35	32.5	100.0%
11/08/2022 03:00:00 AM	0.0	0	0	0	0.0	0.0%
11/08/2022 04:00:00 AM	10.0	1	1	10	0.0	0.0%
11/08/2022 05:00:00 AM	40.0	2	2	40	37.5	50.0%
11/08/2022 06:00:00 AM	37.5	8	10	45	34.5	100.0%
11/08/2022 07:00:00 AM	36.2	14	17	40	34.3	64.7%
11/08/2022 08:00:00 AM	34.4	14	16	40	33.1	56.3%
11/08/2022 09:00:00 AM	33.5	38	45	40	33.4	35.6%
11/08/2022 10:00:00 AM	32.0	33	39	45	35.0	20.5%
11/08/2022 11:00:00 AM	30.0	36	42	40	33.3	14.3%
11/08/2022 12:00:00 PM	32.5	37	44	40	33.3	27.3%
11/08/2022 01:00:00 PM	32.0	48	56	40	33.3	21.4%
11/08/2022 02:00:00 PM	33.5	31	36	40	32.9	38.9%
11/08/2022 03:00:00 PM	32.9	36	42	35	32.5	33.3%
11/08/2022 04:00:00 PM	30.0	35	41	40	33.3	14.6%
11/08/2022 05:00:00 PM	33.8	45	53	40	33.9	34.0%
11/08/2022 06:00:00 PM	33.6	65	77	40	33.3	39.0%

11/08/2022 07:00:00 PM	32.8	55	65	40	33.3	29.2%
11/08/2022 08:00:00 PM	32.5	31	37	40	33.0	29.7%
11/08/2022 09:00:00 PM	33.6	26	31	45	34.5	32.3%
11/08/2022 10:00:00 PM	35.0	14	16	40	33.8	50.0%
11/08/2022 11:00:00 PM	34.3	14	17	45	34.2	52.9%
12/08/2022 12:00:00 AM	30.0	5	6	40	37.5	16.7%
12/08/2022 01:00:00 AM	35.0	3	3	35	32.5	33.3%
12/08/2022 02:00:00 AM	32.5	3	4	35	32.5	50.0%
12/08/2022 03:00:00 AM	0.0	0	0	0	0.0	0.0%
12/08/2022 04:00:00 AM	30.0	2	2	30	0.0	0.0%
12/08/2022 05:00:00 AM	50.0	2	2	50	42.5	100.0%
12/08/2022 06:00:00 AM	34.2	8	9	35	32.5	66.7%
12/08/2022 07:00:00 AM	40.0	12	14	45	35.0	71.4%
12/08/2022 08:00:00 AM	33.8	13	15	40	33.5	33.3%
12/08/2022 09:00:00 AM	32.9	37	43	40	32.9	30.2%
12/08/2022 10:00:00 AM	33.0	29	34	40	33.0	32.4%
12/08/2022 11:00:00 AM	32.3	36	42	35	32.5	26.2%
12/08/2022 12:00:00 PM	32.5	41	48	40	34.5	20.8%
12/08/2022 01:00:00 PM	32.2	41	48	40	33.4	22.9%
12/08/2022 02:00:00 PM	32.1	46	54	40	32.9	24.1%
12/08/2022 03:00:00 PM	33.5	35	41	45	34.0	31.7%
12/08/2022 04:00:00 PM	33.6	59	69	40	33.6	33.3%
12/08/2022 05:00:00 PM	33.4	53	62	40	33.2	35.5%
12/08/2022 06:00:00 PM	33.3	64	75	45	33.2	36.0%
12/08/2022 07:00:00 PM	35.0	42	49	40	33.8	55.1%
12/08/2022 08:00:00 PM	33.1	43	51	40	32.8	37.3%
12/08/2022 09:00:00 PM	36.2	23	27	45	35.8	33.3%
12/08/2022 10:00:00 PM	30.0	16	19	35	32.5	15.8%
12/08/2022 11:00:00 PM	35.0	13	15	40	34.2	40.0%
13/08/2022 12:00:00 AM	33.8	9	11	40	33.5	45.5%
13/08/2022 01:00:00 AM	35.0	3	3	35	32.5	66.7%
13/08/2022 02:00:00 AM	35.0	3	4	40	34.2	75.0%
13/08/2022 03:00:00 AM	25.0	1	1	25	0.0	0.0%
13/08/2022 04:00:00 AM	0.0	0	0	0	0.0	0.0%
13/08/2022 05:00:00 AM	35.0	1	1	35	32.5	100.0%
13/08/2022 06:00:00 AM	30.0	4	5	35	32.5	20.0%
13/08/2022 07:00:00 AM	35.0	4	5	40	34.2	60.0%
13/08/2022 08:00:00 AM	32.5	13	15	45	35.8	20.0%
13/08/2022 09:00:00 AM	29.7	23	27	35	32.5	11.1%
13/08/2022 10:00:00 AM	33.0	29	34	40	33.0	32.4%
13/08/2022 11:00:00 AM	32.8	42	50	35	32.5	36.0%
13/08/2022 12:00:00 PM	32.9	44	52	40	33.1	30.8%
13/08/2022 01:00:00 PM	32.9	41	48	40	34.3	22.9%
13/08/2022 02:00:00 PM	32.9	37	43	40	32.9	30.2%
13/08/2022 03:00:00 PM	33.8	41	48	40	33.8	33.3%
13/08/2022 04:00:00 PM	33.2	33	39	40	33.3	33.3%
13/08/2022 05:00:00 PM	33.9	36	42	40	33.4	40.5%
13/08/2022 06:00:00 PM	33.7	41	48	45	33.6	37.5%
13/08/2022 07:00:00 PM	34.2	24	28	45	33.5	53.6%
13/08/2022 08:00:00 PM	32.9	31	37	40	34.0	27.0%

13/08/2022 09:00:00 PM	36.2	25	29	45	36.3	27.6%
13/08/2022 10:00:00 PM	31.7	13	15	35	32.5	20.0%
13/08/2022 11:00:00 PM	33.9	17	20	40	33.0	50.0%
14/08/2022 12:00:00 AM	32.5	5	6	35	32.5	33.3%
14/08/2022 01:00:00 AM	30.0	5	6	35	32.5	16.7%
14/08/2022 02:00:00 AM	30.0	3	4	45	42.5	25.0%
14/08/2022 03:00:00 AM	45.0	3	3	45	39.2	100.0%
14/08/2022 04:00:00 AM	35.0	1	1	35	32.5	100.0%
14/08/2022 05:00:00 AM	30.0	1	1	30	0.0	0.0%
14/08/2022 06:00:00 AM	32.5	5	6	35	32.5	33.3%
14/08/2022 07:00:00 AM	35.0	3	3	35	32.5	33.3%
14/08/2022 08:00:00 AM	35.0	6	7	40	34.2	42.9%
14/08/2022 09:00:00 AM	33.8	14	16	40	33.5	31.3%
14/08/2022 10:00:00 AM	30.0	20	23	35	32.5	13.0%
14/08/2022 11:00:00 AM	32.9	38	45	45	33.2	33.3%
14/08/2022 12:00:00 PM	32.7	33	39	40	32.9	30.8%
14/08/2022 01:00:00 PM	35.0	36	42	40	34.4	38.1%
14/08/2022 02:00:00 PM	34.1	31	36	40	33.6	38.9%
14/08/2022 03:00:00 PM	34.2	31	36	50	34.1	44.4%
14/08/2022 04:00:00 PM	33.3	28	33	40	32.9	39.4%
14/08/2022 05:00:00 PM	32.5	26	31	40	33.8	25.8%
14/08/2022 06:00:00 PM	32.8	26	31	40	33.0	32.3%
14/08/2022 07:00:00 PM	32.5	31	36	50	35.0	22.2%
14/08/2022 08:00:00 PM	33.0	16	19	45	34.2	31.6%
14/08/2022 09:00:00 PM	30.0	13	15	35	32.5	13.3%
14/08/2022 10:00:00 PM	33.6	17	20	40	33.1	40.0%
14/08/2022 11:00:00 PM	34.0	9	11	40	33.3	54.5%
15/08/2022 12:00:00 AM	37.5	6	7	40	34.2	85.7%
15/08/2022 01:00:00 AM	35.0	1	1	35	32.5	100.0%
15/08/2022 02:00:00 AM	32.5	3	4	35	32.5	50.0%
15/08/2022 03:00:00 AM	0.0	0	0	0	0.0	0.0%
15/08/2022 04:00:00 AM	0.0	0	0	0	0.0	0.0%
15/08/2022 05:00:00 AM	45.0	2	2	45	40.0	100.0%
15/08/2022 06:00:00 AM	40.0	4	5	50	37.5	80.0%
15/08/2022 07:00:00 AM	35.0	8	10	55	38.5	50.0%
15/08/2022 08:00:00 AM	33.0	31	37	40	34.7	24.3%
15/08/2022 09:00:00 AM	32.2	31	37	40	33.0	27.0%
15/08/2022 10:00:00 AM	32.5	26	31	40	33.8	25.8%
15/08/2022 11:00:00 AM	32.2	31	37	40	33.0	27.0%
15/08/2022 12:00:00 PM	32.0	32	38	35	32.5	26.3%
15/08/2022 01:00:00 PM	32.9	35	41	40	32.9	31.7%
15/08/2022 02:00:00 PM	33.0	44	52	40	33.1	32.7%
15/08/2022 03:00:00 PM	32.6	51	60	40	32.8	30.0%
15/08/2022 04:00:00 PM	31.9	51	60	40	32.9	23.3%
15/08/2022 05:00:00 PM	30.6	44	52	45	33.6	17.3%
15/08/2022 06:00:00 PM	32.5	54	63	40	33.1	25.4%
15/08/2022 07:00:00 PM	32.7	53	62	40	33.1	27.4%
15/08/2022 08:00:00 PM	32.5	29	34	35	32.5	29.4%
15/08/2022 09:00:00 PM	31.7	26	30	35	32.5	20.0%
15/08/2022 10:00:00 PM	35.0	8	9	40	33.2	77.8%

15/08/2022 11:00:00 PM	33.3	4	5	35	32.5	60.0%
16/08/2022 12:00:00 AM	33.3	6	7	35	32.5	42.9%
16/08/2022 01:00:00 AM	30.0	1	1	30	0.0	0.0%
16/08/2022 02:00:00 AM	0.0	0	0	0	0.0	0.0%
16/08/2022 03:00:00 AM	0.0	0	0	0	0.0	0.0%
16/08/2022 04:00:00 AM	0.0	0	0	0	0.0	0.0%
16/08/2022 05:00:00 AM	35.0	3	3	35	32.5	33.3%
16/08/2022 06:00:00 AM	40.0	8	10	55	36.9	80.0%
16/08/2022 07:00:00 AM	34.0	11	13	45	34.2	46.2%
16/08/2022 08:00:00 AM	33.1	21	25	40	33.1	36.0%
16/08/2022 09:00:00 AM	29.5	33	39	35	32.5	10.3%
16/08/2022 10:00:00 AM	31.9	30	35	35	32.5	22.9%
16/08/2022 11:00:00 AM	33.6	30	35	40	33.3	37.1%
16/08/2022 12:00:00 PM	32.0	31	37	35	32.5	27.0%
16/08/2022 01:00:00 PM	31.5	41	48	35	32.5	20.8%
16/08/2022 02:00:00 PM	33.1	48	56	40	33.1	32.1%
16/08/2022 03:00:00 PM	31.8	48	56	40	32.9	21.4%
16/08/2022 04:00:00 PM	33.1	36	42	45	34.3	26.2%
16/08/2022 05:00:00 PM	32.9	50	59	45	33.7	28.8%
16/08/2022 06:00:00 PM	32.5	54	64	55	34.3	26.6%
16/08/2022 07:00:00 PM	33.9	54	63	40	33.3	41.3%
16/08/2022 08:00:00 PM	34.5	24	28	55	34.8	46.4%
16/08/2022 09:00:00 PM	31.2	18	21	35	32.5	19.0%
16/08/2022 10:00:00 PM	35.0	12	14	40	35.8	21.4%
16/08/2022 11:00:00 PM	34.5	17	20	40	33.3	65.0%
17/08/2022 12:00:00 AM	37.5	9	11	50	36.7	54.5%
17/08/2022 01:00:00 AM	35.0	1	1	35	32.5	100.0%
17/08/2022 02:00:00 AM	0.0	0	0	0	0.0	0.0%
17/08/2022 03:00:00 AM	0.0	0	0	0	0.0	0.0%
17/08/2022 04:00:00 AM	0.0	0	0	0	0.0	0.0%
17/08/2022 05:00:00 AM	32.5	3	4	35	32.5	50.0%
17/08/2022 06:00:00 AM	35.0	7	8	50	35.5	62.5%
17/08/2022 07:00:00 AM	33.0	12	14	35	32.5	35.7%
17/08/2022 08:00:00 AM	34.1	26	30	40	33.3	43.3%
17/08/2022 09:00:00 AM	32.8	26	31	40	33.0	32.3%
17/08/2022 10:00:00 AM	31.2	34	40	35	32.5	20.0%
17/08/2022 11:00:00 AM	29.5	50	59	35	32.5	10.2%
17/08/2022 12:00:00 PM	31.4	32	38	40	33.1	21.1%
17/08/2022 01:00:00 PM	32.3	41	48	35	32.5	27.1%
17/08/2022 02:00:00 PM	32.7	33	39	35	32.5	33.3%
17/08/2022 03:00:00 PM	33.2	37	44	40	33.6	31.8%
17/08/2022 04:00:00 PM	32.8	50	59	40	33.1	30.5%
17/08/2022 05:00:00 PM	33.3	48	56	45	33.3	35.7%
17/08/2022 06:00:00 PM	32.5	51	60	40	32.8	28.3%
17/08/2022 07:00:00 PM	33.7	42	49	50	33.5	42.9%
17/08/2022 08:00:00 PM	30.0	39	46	40	33.2	15.2%
17/08/2022 09:00:00 PM	30.0	16	19	35	32.5	15.8%
17/08/2022 10:00:00 PM	32.5	9	11	35	32.5	36.4%
17/08/2022 11:00:00 PM	32.5	10	12	35	32.5	33.3%
18/08/2022 12:00:00 AM	40.0	8	10	45	38.3	60.0%

18/08/2022 01:00:00 AM	35.0	1	1	35	32.5	100.0%
18/08/2022 02:00:00 AM	35.0	1	1	35	32.5	100.0%
18/08/2022 03:00:00 AM	0.0	0	0	0	0.0	0.0%
18/08/2022 04:00:00 AM	10.0	1	1	10	0.0	0.0%
18/08/2022 05:00:00 AM	35.0	3	4	55	42.5	50.0%
18/08/2022 06:00:00 AM	37.5	8	9	40	34.5	55.6%
18/08/2022 07:00:00 AM	34.0	8	9	35	32.5	55.6%
18/08/2022 08:00:00 AM	33.9	27	32	40	33.8	37.5%
18/08/2022 09:00:00 AM	33.6	26	30	40	32.9	40.0%
18/08/2022 10:00:00 AM	33.8	31	37	40	33.4	43.2%
18/08/2022 11:00:00 AM	30.8	30	35	35	32.5	17.1%
18/08/2022 12:00:00 PM	33.3	54	64	45	33.6	34.4%
18/08/2022 01:00:00 PM	31.9	34	40	40	33.1	22.5%
18/08/2022 02:00:00 PM	32.5	33	39	40	33.5	25.6%
18/08/2022 03:00:00 PM	32.5	49	58	45	33.8	25.9%
18/08/2022 04:00:00 PM	32.5	38	45	40	32.9	28.9%
18/08/2022 05:00:00 PM	33.2	57	67	40	33.2	34.3%
18/08/2022 06:00:00 PM	33.2	45	53	40	33.0	35.8%
18/08/2022 07:00:00 PM	32.7	41	48	40	32.9	29.2%
18/08/2022 08:00:00 PM	33.5	37	43	40	33.2	34.9%
18/08/2022 09:00:00 PM	33.3	23	27	40	33.8	29.6%
18/08/2022 10:00:00 PM	34.3	19	22	40	33.6	40.9%
18/08/2022 11:00:00 PM	35.0	7	8	45	35.8	37.5%
19/08/2022 12:00:00 AM	45.0	4	5	50	39.5	100.0%
19/08/2022 01:00:00 AM	0.0	0	0	0	0.0	0.0%
19/08/2022 02:00:00 AM	40.0	1	1	40	37.5	100.0%
19/08/2022 03:00:00 AM	30.0	2	2	30	0.0	0.0%
19/08/2022 04:00:00 AM	0.0	0	0	0	0.0	0.0%
19/08/2022 05:00:00 AM	35.0	1	1	35	32.5	100.0%
19/08/2022 06:00:00 AM	35.0	7	8	40	33.8	50.0%
19/08/2022 07:00:00 AM	34.2	8	10	40	33.2	70.0%
19/08/2022 08:00:00 AM	34.0	18	21	40	33.0	52.4%
19/08/2022 09:00:00 AM	30.0	27	32	35	32.5	15.6%
19/08/2022 10:00:00 AM	33.8	28	33	40	32.8	51.5%
19/08/2022 11:00:00 AM	29.6	32	38	35	32.5	10.5%
19/08/2022 12:00:00 PM	31.8	51	60	40	33.3	21.7%
19/08/2022 01:00:00 PM	32.7	48	57	45	33.8	28.1%
19/08/2022 02:00:00 PM	33.2	45	53	40	33.0	35.8%
19/08/2022 03:00:00 PM	33.6	40	47	40	33.8	31.9%
19/08/2022 04:00:00 PM	32.3	45	53	40	32.9	26.4%
19/08/2022 05:00:00 PM	33.1	51	60	45	33.3	33.3%
19/08/2022 06:00:00 PM	33.5	54	63	40	33.9	28.6%
19/08/2022 07:00:00 PM	33.8	50	59	40	33.6	37.3%
19/08/2022 08:00:00 PM	34.1	31	37	45	34.0	54.1%
19/08/2022 09:00:00 PM	30.0	17	20	40	35.8	15.0%
19/08/2022 10:00:00 PM	34.2	22	26	40	34.2	34.6%
19/08/2022 11:00:00 PM	35.0	25	29	55	36.0	44.8%
20/08/2022 12:00:00 AM	38.3	12	14	45	36.7	42.9%
20/08/2022 01:00:00 AM	40.0	3	3	40	37.5	33.3%
20/08/2022 02:00:00 AM	35.0	1	1	35	32.5	100.0%

20/08/2022 03:00:00 AM	32.5	4	5	35	32.5	40.0%
20/08/2022 04:00:00 AM	0.0	0	0	0	0.0	0.0%
20/08/2022 05:00:00 AM	35.0	2	2	35	32.5	50.0%
20/08/2022 06:00:00 AM	35.0	4	5	40	34.2	60.0%
20/08/2022 07:00:00 AM	40.0	7	8	45	35.5	62.5%
20/08/2022 08:00:00 AM	37.5	8	10	45	35.8	60.0%
20/08/2022 09:00:00 AM	31.7	17	20	45	35.0	20.0%
20/08/2022 10:00:00 AM	32.5	31	36	40	33.8	22.2%
20/08/2022 11:00:00 AM	31.7	44	52	35	32.5	23.1%
20/08/2022 12:00:00 PM	28.3	40	47	35	32.5	2.1%
20/08/2022 01:00:00 PM	27.3	39	46	35	32.5	2.2%
20/08/2022 02:00:00 PM	33.6	37	43	45	33.9	32.6%
20/08/2022 03:00:00 PM	32.3	42	50	45	33.7	26.0%
20/08/2022 04:00:00 PM	31.0	27	32	40	33.3	18.8%
20/08/2022 05:00:00 PM	32.2	39	46	45	33.9	23.9%
20/08/2022 06:00:00 PM	32.0	38	45	45	35.3	20.0%
20/08/2022 07:00:00 PM	32.1	42	49	40	34.0	20.4%
20/08/2022 08:00:00 PM	33.0	31	36	40	33.0	30.6%
20/08/2022 09:00:00 PM	34.4	24	28	50	34.8	39.3%
20/08/2022 10:00:00 PM	31.7	17	20	40	33.8	20.0%
20/08/2022 11:00:00 PM	36.7	14	16	40	34.2	56.3%
21/08/2022 12:00:00 AM	30.0	9	11	35	32.5	18.2%
21/08/2022 01:00:00 AM	40.0	9	11	45	40.0	36.4%
21/08/2022 02:00:00 AM	35.0	2	2	35	32.5	100.0%
21/08/2022 03:00:00 AM	33.3	3	4	35	32.5	75.0%
21/08/2022 04:00:00 AM	30.0	1	1	30	0.0	0.0%
21/08/2022 05:00:00 AM	35.0	1	1	35	32.5	100.0%
21/08/2022 06:00:00 AM	30.0	4	5	35	32.5	20.0%
21/08/2022 07:00:00 AM	25.0	1	1	25	0.0	0.0%
21/08/2022 08:00:00 AM	32.5	4	5	35	32.5	40.0%
21/08/2022 09:00:00 AM	32.5	12	14	35	32.5	28.6%
21/08/2022 10:00:00 AM	33.6	15	18	40	33.1	44.4%
21/08/2022 11:00:00 AM	33.1	30	35	40	33.5	28.6%
21/08/2022 12:00:00 PM	32.8	34	40	45	33.9	27.5%
21/08/2022 01:00:00 PM	33.3	31	37	55	34.3	37.8%
21/08/2022 02:00:00 PM	33.9	28	33	40	33.1	48.5%
21/08/2022 03:00:00 PM	33.4	36	42	40	32.8	40.5%
21/08/2022 04:00:00 PM	35.0	31	36	45	34.1	52.8%
21/08/2022 05:00:00 PM	34.5	30	35	45	34.3	40.0%
21/08/2022 06:00:00 PM	32.5	23	27	35	32.5	29.6%
21/08/2022 07:00:00 PM	31.7	23	27	35	32.5	22.2%
21/08/2022 08:00:00 PM	30.0	23	27	35	32.5	14.8%
21/08/2022 09:00:00 PM	34.2	18	21	50	35.6	38.1%
21/08/2022 10:00:00 PM	38.3	11	13	45	36.7	46.2%
21/08/2022 11:00:00 PM	37.5	7	8	40	35.0	50.0%
22/08/2022 12:00:00 AM	40.0	3	3	40	34.2	100.0%
22/08/2022 01:00:00 AM	45.0	1	1	45	42.5	100.0%
22/08/2022 02:00:00 AM	35.0	1	1	35	32.5	100.0%
22/08/2022 03:00:00 AM	0.0	0	0	0	0.0	0.0%
22/08/2022 04:00:00 AM	0.0	0	0	0	0.0	0.0%

22/08/2022 05:00:00 AM	32.5	3	4	35	32.5	50.0%
22/08/2022 06:00:00 AM	40.0	3	3	40	35.0	66.7%
22/08/2022 07:00:00 AM	35.0	7	8	40	33.8	50.0%
22/08/2022 08:00:00 AM	34.5	27	32	40	33.8	46.9%
22/08/2022 09:00:00 AM	32.2	37	43	40	33.0	23.3%
22/08/2022 10:00:00 AM	32.8	25	29	35	32.5	31.0%
22/08/2022 11:00:00 AM	30.8	32	38	40	33.2	18.4%
22/08/2022 12:00:00 PM	33.2	34	40	50	33.5	37.5%
22/08/2022 01:00:00 PM	33.0	34	40	40	33.3	30.0%
22/08/2022 02:00:00 PM	32.9	48	57	40	33.0	33.3%
22/08/2022 03:00:00 PM	32.1	43	51	40	32.9	25.5%
22/08/2022 04:00:00 PM	33.5	42	49	40	33.0	38.8%
22/08/2022 05:00:00 PM	33.1	60	71	45	34.2	29.6%
22/08/2022 06:00:00 PM	33.6	56	66	45	33.5	37.9%
22/08/2022 07:00:00 PM	32.7	50	59	40	33.1	28.8%
22/08/2022 08:00:00 PM	32.5	28	33	40	33.8	24.2%
22/08/2022 09:00:00 PM	32.5	16	19	50	38.8	21.1%
22/08/2022 10:00:00 PM	34.2	14	16	40	33.2	43.8%
22/08/2022 11:00:00 PM	33.8	12	14	40	33.5	35.7%
23/08/2022 12:00:00 AM	40.0	3	4	45	40.0	50.0%
23/08/2022 01:00:00 AM	0.0	0	0	0	0.0	0.0%
23/08/2022 02:00:00 AM	0.0	0	0	0	0.0	0.0%
23/08/2022 03:00:00 AM	0.0	0	0	0	0.0	0.0%
23/08/2022 04:00:00 AM	30.0	2	2	30	0.0	0.0%
23/08/2022 05:00:00 AM	40.0	2	2	40	37.5	50.0%
23/08/2022 06:00:00 AM	35.0	6	7	40	33.5	71.4%
23/08/2022 07:00:00 AM	30.0	11	13	35	32.5	15.4%
23/08/2022 08:00:00 AM	33.8	20	23	35	32.5	52.2%
23/08/2022 09:00:00 AM	33.8	34	40	40	33.5	37.5%
23/08/2022 10:00:00 AM	31.7	22	26	35	32.5	23.1%
23/08/2022 11:00:00 AM	31.2	33	39	35	32.5	20.5%
23/08/2022 12:00:00 PM	30.8	36	42	40	33.2	16.7%
23/08/2022 01:00:00 PM	30.8	30	35	35	32.5	17.1%
23/08/2022 02:00:00 PM	30.8	46	54	40	34.2	16.7%
23/08/2022 03:00:00 PM	32.5	37	44	35	32.5	31.8%
23/08/2022 04:00:00 PM	29.8	56	66	35	32.5	13.6%
23/08/2022 05:00:00 PM	33.6	46	54	40	34.1	29.6%
23/08/2022 06:00:00 PM	33.5	52	61	40	33.2	37.7%
23/08/2022 07:00:00 PM	33.1	40	47	40	32.8	36.2%
23/08/2022 08:00:00 PM	32.1	24	28	35	32.5	25.0%
23/08/2022 09:00:00 PM	29.7	20	23	45	37.5	8.7%
23/08/2022 10:00:00 PM	32.5	10	12	35	32.5	33.3%
23/08/2022 11:00:00 PM	33.1	14	17	35	32.5	47.1%
24/08/2022 12:00:00 AM	40.0	4	5	45	37.5	60.0%
24/08/2022 01:00:00 AM	35.0	2	2	35	32.5	50.0%
24/08/2022 02:00:00 AM	0.0	0	0	0	0.0	0.0%
24/08/2022 03:00:00 AM	35.0	1	1	35	32.5	100.0%
24/08/2022 04:00:00 AM	35.0	1	1	35	32.5	100.0%
24/08/2022 05:00:00 AM	40.0	2	2	40	37.5	50.0%
24/08/2022 06:00:00 AM	32.5	4	5	35	32.5	40.0%

24/08/2022 07:00:00 AM	33.8	13	15	35	32.5	53.3%
24/08/2022 08:00:00 AM	33.8	26	31	40	33.2	48.4%
24/08/2022 09:00:00 AM	33.0	31	37	40	33.3	32.4%
24/08/2022 10:00:00 AM	31.2	40	47	40	33.1	19.1%
24/08/2022 11:00:00 AM	29.4	33	39	35	32.5	10.3%
24/08/2022 12:00:00 PM	29.8	35	41	35	32.5	12.2%
24/08/2022 01:00:00 PM	32.2	36	42	40	33.0	23.8%
24/08/2022 02:00:00 PM	32.3	40	47	45	33.3	25.5%
24/08/2022 03:00:00 PM	32.3	42	50	40	33.3	26.0%
24/08/2022 04:00:00 PM	32.8	51	60	40	33.1	30.0%
24/08/2022 05:00:00 PM	31.5	47	55	40	33.0	20.0%
24/08/2022 06:00:00 PM	34.0	53	62	40	33.5	40.3%
24/08/2022 07:00:00 PM	34.1	53	62	40	33.9	35.5%
24/08/2022 08:00:00 PM	31.4	27	32	35	32.5	21.9%
24/08/2022 09:00:00 PM	33.0	23	27	45	34.6	25.9%
24/08/2022 10:00:00 PM	32.5	16	19	45	36.3	21.1%
24/08/2022 11:00:00 PM	35.0	11	13	40	33.6	69.2%
25/08/2022 12:00:00 AM	40.0	7	8	45	40.0	25.0%
25/08/2022 01:00:00 AM	45.0	1	1	45	42.5	100.0%
25/08/2022 02:00:00 AM	0.0	0	0	0	0.0	0.0%
25/08/2022 03:00:00 AM	0.0	0	0	0	0.0	0.0%
25/08/2022 04:00:00 AM	25.0	1	1	25	0.0	0.0%
25/08/2022 05:00:00 AM	35.0	1	1	35	32.5	100.0%
25/08/2022 06:00:00 AM	37.5	6	7	40	34.5	71.4%
25/08/2022 07:00:00 AM	35.0	10	12	45	35.0	50.0%
25/08/2022 08:00:00 AM	34.3	28	33	40	33.4	51.5%
25/08/2022 09:00:00 AM	33.2	40	47	40	32.8	38.3%
25/08/2022 10:00:00 AM	31.7	34	40	35	32.5	22.5%
25/08/2022 11:00:00 AM	31.0	33	39	40	33.9	17.9%
25/08/2022 12:00:00 PM	31.7	30	35	40	35.0	17.1%
25/08/2022 01:00:00 PM	33.1	39	46	40	33.2	32.6%
25/08/2022 02:00:00 PM	30.7	39	46	40	33.1	17.4%
25/08/2022 03:00:00 PM	33.3	48	56	40	33.3	32.1%
25/08/2022 04:00:00 PM	30.5	56	66	35	32.5	16.7%
25/08/2022 05:00:00 PM	33.3	48	57	45	33.8	33.3%
25/08/2022 06:00:00 PM	34.0	48	57	40	33.5	45.6%
25/08/2022 07:00:00 PM	33.8	55	65	45	34.3	33.8%
25/08/2022 08:00:00 PM	29.6	31	37	40	33.8	10.8%
25/08/2022 09:00:00 PM	34.3	21	25	50	35.5	40.0%
25/08/2022 10:00:00 PM	35.0	12	14	40	34.5	35.7%
25/08/2022 11:00:00 PM	33.3	10	12	35	32.5	50.0%
26/08/2022 12:00:00 AM	35.0	4	5	40	35.0	40.0%
26/08/2022 01:00:00 AM	30.0	3	3	30	0.0	0.0%
26/08/2022 02:00:00 AM	0.0	0	0	0	0.0	0.0%
26/08/2022 03:00:00 AM	0.0	0	0	0	0.0	0.0%
26/08/2022 04:00:00 AM	0.0	0	0	0	0.0	0.0%
26/08/2022 05:00:00 AM	35.0	1	1	35	32.5	100.0%
26/08/2022 06:00:00 AM	40.0	7	8	45	35.0	75.0%
26/08/2022 07:00:00 AM	35.0	9	11	40	33.9	63.6%
26/08/2022 08:00:00 AM	36.7	28	33	45	35.2	45.5%

26/08/2022 09:00:00 AM	32.5	22	26	35	32.5	30.8%
26/08/2022 10:00:00 AM	29.7	29	34	35	32.5	11.8%
26/08/2022 11:00:00 AM	32.9	22	26	40	33.1	30.8%
26/08/2022 12:00:00 PM	32.3	36	42	35	32.5	26.2%
26/08/2022 01:00:00 PM	32.7	52	61	50	33.7	27.9%
26/08/2022 02:00:00 PM	32.8	52	61	45	33.0	31.1%
26/08/2022 03:00:00 PM	31.5	38	45	35	32.5	22.2%
26/08/2022 04:00:00 PM	31.9	41	48	40	33.5	20.8%
26/08/2022 05:00:00 PM	32.9	57	67	40	33.6	26.9%
26/08/2022 06:00:00 PM	33.9	62	73	40	33.9	34.2%
26/08/2022 07:00:00 PM	33.2	44	52	40	33.8	28.8%
26/08/2022 08:00:00 PM	31.4	31	37	40	33.1	21.6%
26/08/2022 09:00:00 PM	34.2	28	33	45	35.0	30.3%
26/08/2022 10:00:00 PM	34.3	11	13	45	33.8	61.5%
26/08/2022 11:00:00 PM	31.2	20	23	35	32.5	17.4%
27/08/2022 12:00:00 AM	30.0	3	3	30	0.0	0.0%
27/08/2022 01:00:00 AM	35.0	3	3	35	32.5	100.0%
27/08/2022 02:00:00 AM	30.0	1	1	30	0.0	0.0%
27/08/2022 03:00:00 AM	0.0	0	0	0	0.0	0.0%
27/08/2022 04:00:00 AM	0.0	0	0	0	0.0	0.0%
27/08/2022 05:00:00 AM	40.0	2	2	40	37.5	50.0%
27/08/2022 06:00:00 AM	35.0	2	2	35	32.5	100.0%
27/08/2022 07:00:00 AM	35.0	4	5	40	35.0	40.0%
27/08/2022 08:00:00 AM	35.0	8	9	40	34.2	33.3%
27/08/2022 09:00:00 AM	32.5	16	19	40	33.5	26.3%
27/08/2022 10:00:00 AM	32.5	26	30	45	33.9	23.3%
27/08/2022 11:00:00 AM	31.4	40	47	40	33.6	19.1%
27/08/2022 12:00:00 PM	31.8	41	48	35	32.5	22.9%
27/08/2022 01:00:00 PM	32.5	52	61	40	32.8	27.9%
27/08/2022 02:00:00 PM	33.1	31	36	40	33.5	27.8%
27/08/2022 03:00:00 PM	33.2	42	50	40	32.7	42.0%
27/08/2022 04:00:00 PM	36.1	38	45	40	34.8	44.4%
27/08/2022 05:00:00 PM	32.5	46	54	40	33.2	25.9%
27/08/2022 06:00:00 PM	33.4	52	61	40	33.5	32.8%
27/08/2022 07:00:00 PM	33.8	30	35	40	33.9	31.4%
27/08/2022 08:00:00 PM	31.7	28	33	45	33.9	21.2%
27/08/2022 09:00:00 PM	37.0	19	22	40	35.0	45.5%
27/08/2022 10:00:00 PM	40.0	13	15	45	37.5	46.7%
27/08/2022 11:00:00 PM	30.0	14	17	45	35.8	17.6%
28/08/2022 12:00:00 AM	37.5	7	8	40	34.5	62.5%
28/08/2022 01:00:00 AM	35.0	8	9	40	33.8	44.4%
28/08/2022 02:00:00 AM	25.0	1	1	25	0.0	0.0%
28/08/2022 03:00:00 AM	30.0	4	5	35	32.5	20.0%
28/08/2022 04:00:00 AM	40.0	1	1	40	37.5	100.0%
28/08/2022 05:00:00 AM	40.0	3	3	40	37.5	33.3%
28/08/2022 06:00:00 AM	35.0	4	5	40	34.2	60.0%
28/08/2022 07:00:00 AM	35.0	2	2	35	32.5	50.0%
28/08/2022 08:00:00 AM	32.5	7	8	35	32.5	25.0%
28/08/2022 09:00:00 AM	37.5	7	8	40	34.2	75.0%
28/08/2022 10:00:00 AM	33.8	20	24	45	34.0	41.7%

28/08/2022 11:00:00 AM	32.9	33	39	35	32.5	35.9%
28/08/2022 12:00:00 PM	29.7	33	39	40	33.5	12.8%
28/08/2022 01:00:00 PM	32.8	53	62	40	32.8	30.6%
28/08/2022 02:00:00 PM	33.6	31	37	45	33.9	37.8%
28/08/2022 03:00:00 PM	32.7	37	43	40	32.9	27.9%
28/08/2022 04:00:00 PM	33.3	33	39	40	33.2	35.9%
28/08/2022 05:00:00 PM	32.7	39	46	40	32.9	30.4%
28/08/2022 06:00:00 PM	33.5	36	42	40	33.7	31.0%
28/08/2022 07:00:00 PM	36.0	23	27	40	34.4	48.1%
28/08/2022 08:00:00 PM	33.9	25	29	40	32.8	51.7%
28/08/2022 09:00:00 PM	31.7	14	17	45	35.0	23.5%
28/08/2022 10:00:00 PM	33.3	9	11	50	36.3	36.4%
28/08/2022 11:00:00 PM	28.8	3	4	30	0.0	0.0%
29/08/2022 12:00:00 AM	35.0	6	7	40	34.2	42.9%
29/08/2022 01:00:00 AM	35.0	2	2	35	32.5	50.0%
29/08/2022 02:00:00 AM	45.0	1	1	45	42.5	100.0%
29/08/2022 03:00:00 AM	0.0	0	0	0	0.0	0.0%
29/08/2022 04:00:00 AM	0.0	0	0	0	0.0	0.0%
29/08/2022 05:00:00 AM	10.0	1	1	10	0.0	0.0%
29/08/2022 06:00:00 AM	33.8	5	6	35	32.5	66.7%
29/08/2022 07:00:00 AM	30.0	3	3	30	0.0	0.0%
29/08/2022 08:00:00 AM	35.0	8	10	40	34.5	50.0%
29/08/2022 09:00:00 AM	32.5	33	39	40	33.0	28.2%
29/08/2022 10:00:00 AM	30.0	14	17	40	34.2	17.6%
29/08/2022 11:00:00 AM	34.0	19	22	40	33.9	31.8%
29/08/2022 12:00:00 PM	29.7	27	32	35	32.5	12.5%
29/08/2022 01:00:00 PM	30.8	30	35	35	32.5	17.1%
29/08/2022 02:00:00 PM	33.1	26	30	40	33.1	30.0%
29/08/2022 03:00:00 PM	31.7	29	34	40	33.2	20.6%
29/08/2022 04:00:00 PM	30.6	42	50	35	32.5	18.0%
29/08/2022 05:00:00 PM	33.4	36	42	40	32.8	40.5%
29/08/2022 06:00:00 PM	32.9	37	43	40	32.9	30.2%
29/08/2022 07:00:00 PM	33.3	34	40	45	35.0	25.0%
29/08/2022 08:00:00 PM	30.0	22	26	40	33.8	15.4%
29/08/2022 09:00:00 PM	30.0	15	18	35	32.5	16.7%
29/08/2022 10:00:00 PM	33.8	8	10	40	33.5	50.0%
29/08/2022 11:00:00 PM	32.5	6	7	35	32.5	28.6%
30/08/2022 12:00:00 AM	35.0	3	3	35	32.5	66.7%
30/08/2022 01:00:00 AM	35.0	2	2	35	32.5	100.0%
30/08/2022 02:00:00 AM	0.0	0	0	0	0.0	0.0%
30/08/2022 03:00:00 AM	0.0	0	0	0	0.0	0.0%
30/08/2022 04:00:00 AM	35.0	1	1	35	32.5	100.0%
30/08/2022 05:00:00 AM	35.0	1	1	35	32.5	100.0%
30/08/2022 06:00:00 AM	32.5	11	13	35	32.5	30.8%
30/08/2022 07:00:00 AM	35.0	6	7	40	34.2	42.9%
30/08/2022 08:00:00 AM	36.0	23	27	40	34.8	40.7%
30/08/2022 09:00:00 AM	33.3	21	25	35	32.5	48.0%
30/08/2022 10:00:00 AM	32.3	33	39	35	32.5	28.2%
30/08/2022 11:00:00 AM	32.5	36	42	35	32.5	28.6%
30/08/2022 12:00:00 PM	29.5	37	44	40	34.5	11.4%

30/08/2022 01:00:00 PM	34.1	39	46	55	35.0	34.8%
30/08/2022 02:00:00 PM	32.7	42	50	40	33.6	28.0%
30/08/2022 03:00:00 PM	32.9	34	40	45	33.3	32.5%
30/08/2022 04:00:00 PM	31.2	46	54	40	33.5	18.5%
30/08/2022 05:00:00 PM	31.9	55	65	40	33.2	23.1%
30/08/2022 06:00:00 PM	31.7	53	62	40	32.9	21.0%
30/08/2022 07:00:00 PM	33.6	52	61	45	33.3	41.0%
30/08/2022 08:00:00 PM	29.7	31	37	40	33.5	13.5%
30/08/2022 09:00:00 PM	29.6	19	22	35	32.5	9.1%
30/08/2022 10:00:00 PM	34.0	9	11	40	33.3	54.5%
30/08/2022 11:00:00 PM	30.0	9	11	50	42.5	18.2%
31/08/2022 12:00:00 AM	35.0	5	6	40	33.8	66.7%
31/08/2022 01:00:00 AM	25.0	3	3	25	0.0	0.0%
31/08/2022 02:00:00 AM	0.0	0	0	0	0.0	0.0%
31/08/2022 03:00:00 AM	0.0	0	0	0	0.0	0.0%
31/08/2022 04:00:00 AM	0.0	0	0	0	0.0	0.0%
31/08/2022 05:00:00 AM	35.0	3	3	35	32.5	66.7%
31/08/2022 06:00:00 AM	33.3	7	8	35	32.5	37.5%
31/08/2022 07:00:00 AM	37.5	7	8	40	34.5	62.5%
31/08/2022 08:00:00 AM	34.1	28	33	45	33.9	42.4%
31/08/2022 09:00:00 AM	32.9	22	26	40	33.1	30.8%
31/08/2022 10:00:00 AM	32.1	31	36	40	33.1	22.2%
31/08/2022 11:00:00 AM	30.0	26	30	35	32.5	13.3%
31/08/2022 12:00:00 PM	29.7	37	44	40	33.3	13.6%
31/08/2022 01:00:00 PM	32.5	32	38	40	33.0	28.9%
31/08/2022 02:00:00 PM	33.3	36	42	40	33.8	28.6%
31/08/2022 03:00:00 PM	33.7	44	52	40	33.6	36.5%
31/08/2022 04:00:00 PM	34.5	37	43	40	34.1	37.2%
31/08/2022 05:00:00 PM	32.9	44	52	45	33.4	30.8%
31/08/2022 06:00:00 PM	32.5	56	66	45	34.5	22.7%
31/08/2022 07:00:00 PM	32.5	48	57	40	32.8	29.8%
31/08/2022 08:00:00 PM	33.6	26	30	40	32.9	40.0%
31/08/2022 09:00:00 PM	32.5	18	21	40	35.0	19.0%
31/08/2022 10:00:00 PM	34.4	11	13	40	33.1	69.2%
31/08/2022 11:00:00 PM	35.0	9	11	40	35.0	36.4%
01/09/2022 12:00:00 AM	37.5	5	6	40	35.0	66.7%
01/09/2022 01:00:00 AM	30.0	1	1	30	0.0	0.0%
01/09/2022 02:00:00 AM	0.0	0	0	0	0.0	0.0%
01/09/2022 03:00:00 AM	30.0	1	1	30	0.0	0.0%
01/09/2022 04:00:00 AM	30.0	2	2	30	0.0	0.0%
01/09/2022 05:00:00 AM	45.0	2	2	45	40.0	100.0%
01/09/2022 06:00:00 AM	40.0	3	4	45	40.0	50.0%
01/09/2022 07:00:00 AM	32.5	8	10	45	35.8	30.0%
01/09/2022 08:00:00 AM	35.0	20	24	45	35.0	41.7%
01/09/2022 09:00:00 AM	26.7	32	38	30	0.0	0.0%
01/09/2022 10:00:00 AM	29.0	33	39	35	32.5	7.7%
01/09/2022 11:00:00 AM	24.8	35	41	35	32.5	2.4%
01/09/2022 12:00:00 PM	28.0	28	33	35	32.5	3.0%
01/09/2022 01:00:00 PM	31.5	45	53	40	33.0	20.8%
01/09/2022 02:00:00 PM	31.7	51	60	40	32.9	21.7%

01/09/2022 03:00:00 PM	31.4	57	67	35	32.5	20.9%
01/09/2022 04:00:00 PM	29.6	45	53	35	32.5	11.3%
01/09/2022 05:00:00 PM	32.1	65	76	40	33.4	22.4%
01/09/2022 06:00:00 PM	34.5	57	67	40	34.0	40.3%
01/09/2022 07:00:00 PM	33.4	48	56	40	33.3	33.9%
01/09/2022 08:00:00 PM	32.9	37	44	40	32.8	34.1%
01/09/2022 09:00:00 PM	34.4	23	27	40	33.9	40.7%
01/09/2022 10:00:00 PM	36.7	16	19	50	35.8	47.4%
01/09/2022 11:00:00 PM	36.7	10	12	40	35.5	41.7%
02/09/2022 12:00:00 AM	35.0	2	2	35	32.5	50.0%
02/09/2022 01:00:00 AM	35.0	5	6	45	35.8	50.0%
02/09/2022 02:00:00 AM	0.0	0	0	0	0.0	0.0%
02/09/2022 03:00:00 AM	0.0	0	0	0	0.0	0.0%
02/09/2022 04:00:00 AM	60.0	3	3	60	57.5	33.3%
02/09/2022 05:00:00 AM	0.0	0	0	0	0.0	0.0%
02/09/2022 06:00:00 AM	40.0	3	3	40	34.2	100.0%
02/09/2022 07:00:00 AM	35.0	8	10	40	34.5	50.0%
02/09/2022 08:00:00 AM	34.0	17	20	40	33.0	55.0%
02/09/2022 09:00:00 AM	32.9	26	30	45	33.8	26.7%
02/09/2022 10:00:00 AM	32.8	26	30	35	32.5	30.0%
02/09/2022 11:00:00 AM	33.5	30	35	40	33.3	34.3%
02/09/2022 12:00:00 PM	30.0	39	46	45	35.4	15.2%
02/09/2022 01:00:00 PM	31.2	37	43	40	34.6	16.3%
02/09/2022 02:00:00 PM	32.7	46	54	40	33.6	25.9%
02/09/2022 03:00:00 PM	31.8	37	44	35	32.5	25.0%
02/09/2022 04:00:00 PM	33.1	44	52	45	33.3	34.6%
02/09/2022 05:00:00 PM	33.3	55	65	40	33.4	33.8%
02/09/2022 06:00:00 PM	33.8	71	83	40	33.4	38.6%
02/09/2022 07:00:00 PM	33.0	65	76	40	32.9	31.6%
02/09/2022 08:00:00 PM	32.5	36	42	45	33.4	26.2%
02/09/2022 09:00:00 PM	32.9	28	33	40	33.6	27.3%
02/09/2022 10:00:00 PM	35.0	7	8	40	34.2	37.5%
02/09/2022 11:00:00 PM	33.3	14	16	35	32.5	37.5%
03/09/2022 12:00:00 AM	35.0	7	8	40	33.5	62.5%
03/09/2022 01:00:00 AM	40.0	3	4	45	37.5	75.0%
03/09/2022 02:00:00 AM	35.0	3	3	35	32.5	33.3%
03/09/2022 03:00:00 AM	30.0	1	1	30	0.0	0.0%
03/09/2022 04:00:00 AM	0.0	0	0	0	0.0	0.0%
03/09/2022 05:00:00 AM	40.0	2	2	40	37.5	50.0%
03/09/2022 06:00:00 AM	35.0	3	4	40	34.2	75.0%
03/09/2022 07:00:00 AM	35.0	1	1	35	32.5	100.0%
03/09/2022 08:00:00 AM	34.0	13	15	40	33.3	40.0%
03/09/2022 09:00:00 AM	35.0	20	23	40	33.9	47.8%
03/09/2022 10:00:00 AM	33.5	27	32	40	33.3	37.5%
03/09/2022 11:00:00 AM	32.8	48	57	40	32.8	33.3%
03/09/2022 12:00:00 PM	34.0	35	41	40	33.3	43.9%
03/09/2022 01:00:00 PM	32.1	40	47	35	32.5	25.5%
03/09/2022 02:00:00 PM	33.3	48	56	45	33.3	35.7%
03/09/2022 03:00:00 PM	33.6	40	47	40	33.4	36.2%
03/09/2022 04:00:00 PM	32.1	22	26	35	32.5	26.9%

03/09/2022 05:00:00 PM	33.6	42	50	45	34.4	32.0%
03/09/2022 06:00:00 PM	32.7	39	46	45	33.7	28.3%
03/09/2022 07:00:00 PM	32.5	49	58	40	32.8	29.3%
03/09/2022 08:00:00 PM	33.5	38	45	45	34.3	31.1%
03/09/2022 09:00:00 PM	30.0	20	24	40	33.8	16.7%
03/09/2022 10:00:00 PM	32.5	8	10	35	32.5	40.0%
03/09/2022 11:00:00 PM	35.0	8	9	40	33.8	44.4%
04/09/2022 12:00:00 AM	35.0	3	4	40	35.0	50.0%
04/09/2022 01:00:00 AM	33.3	9	11	50	36.3	36.4%
04/09/2022 02:00:00 AM	30.0	4	5	35	32.5	20.0%
04/09/2022 03:00:00 AM	30.0	3	3	30	0.0	0.0%
04/09/2022 04:00:00 AM	35.0	2	2	35	32.5	50.0%
04/09/2022 05:00:00 AM	25.0	1	1	25	0.0	0.0%
04/09/2022 06:00:00 AM	37.5	5	6	40	34.5	83.3%
04/09/2022 07:00:00 AM	45.0	2	2	45	37.5	100.0%
04/09/2022 08:00:00 AM	35.0	8	10	40	35.8	30.0%
04/09/2022 09:00:00 AM	33.8	11	13	40	33.5	38.5%
04/09/2022 10:00:00 AM	32.1	26	30	35	32.5	23.3%
04/09/2022 11:00:00 AM	33.2	32	38	45	33.7	34.2%
04/09/2022 12:00:00 PM	33.6	28	33	40	33.3	39.4%
04/09/2022 01:00:00 PM	33.8	31	36	40	32.8	47.2%
04/09/2022 02:00:00 PM	33.2	33	39	35	32.5	43.6%
04/09/2022 03:00:00 PM	33.1	32	38	45	34.3	28.9%
04/09/2022 04:00:00 PM	34.0	31	36	40	33.1	47.2%
04/09/2022 05:00:00 PM	33.6	30	35	40	33.3	37.1%
04/09/2022 06:00:00 PM	33.3	24	28	40	33.8	28.6%
04/09/2022 07:00:00 PM	36.7	26	31	45	34.9	61.3%
04/09/2022 08:00:00 PM	33.8	31	36	40	32.8	47.2%
04/09/2022 09:00:00 PM	33.5	20	24	45	33.4	45.8%
04/09/2022 10:00:00 PM	37.5	8	10	45	36.5	50.0%
04/09/2022 11:00:00 PM	40.0	6	7	45	35.0	85.7%
05/09/2022 12:00:00 AM	45.0	2	2	45	42.5	50.0%
05/09/2022 01:00:00 AM	35.0	1	1	35	32.5	100.0%
05/09/2022 02:00:00 AM	0.0	0	0	0	0.0	0.0%
05/09/2022 03:00:00 AM	0.0	0	0	0	0.0	0.0%
05/09/2022 04:00:00 AM	30.0	1	1	30	0.0	0.0%
05/09/2022 05:00:00 AM	45.0	1	1	45	42.5	100.0%
05/09/2022 06:00:00 AM	37.5	6	7	40	34.5	71.4%
05/09/2022 07:00:00 AM	35.0	7	8	40	33.8	50.0%
05/09/2022 08:00:00 AM	33.3	27	32	40	32.9	40.6%
05/09/2022 09:00:00 AM	31.9	32	38	40	33.1	23.7%
05/09/2022 10:00:00 AM	32.8	26	30	35	32.5	30.0%
05/09/2022 11:00:00 AM	29.8	33	39	35	32.5	12.8%
05/09/2022 12:00:00 PM	31.0	31	37	40	33.9	18.9%
05/09/2022 01:00:00 PM	30.0	30	35	35	32.5	14.3%
05/09/2022 02:00:00 PM	30.0	26	30	40	33.8	13.3%
05/09/2022 03:00:00 PM	32.8	37	43	40	33.4	25.6%
05/09/2022 04:00:00 PM	32.1	55	65	45	33.8	23.1%
05/09/2022 05:00:00 PM	31.8	63	74	40	33.1	21.6%
05/09/2022 06:00:00 PM	33.1	54	64	40	33.2	32.8%

05/09/2022 07:00:00 PM	33.9	38	45	45	33.7	46.7%
05/09/2022 08:00:00 PM	33.3	27	32	45	34.7	28.1%
05/09/2022 09:00:00 PM	33.8	20	24	40	33.5	41.7%
05/09/2022 10:00:00 PM	32.5	10	12	40	34.2	25.0%
05/09/2022 11:00:00 PM	32.5	9	11	40	34.2	27.3%
06/09/2022 12:00:00 AM	35.0	8	9	40	33.5	55.6%
06/09/2022 01:00:00 AM	0.0	0	0	0	0.0	0.0%
06/09/2022 02:00:00 AM	30.0	1	1	30	0.0	0.0%
06/09/2022 03:00:00 AM	0.0	0	0	0	0.0	0.0%
06/09/2022 04:00:00 AM	0.0	0	0	0	0.0	0.0%
06/09/2022 05:00:00 AM	40.0	1	1	40	37.5	100.0%
06/09/2022 06:00:00 AM	35.0	4	5	40	35.0	40.0%
06/09/2022 07:00:00 AM	34.2	9	11	40	33.2	63.6%
06/09/2022 08:00:00 AM	31.4	27	32	35	32.5	21.9%
06/09/2022 09:00:00 AM	31.2	31	37	35	32.5	21.6%
06/09/2022 10:00:00 AM	32.2	41	48	45	33.9	22.9%
06/09/2022 11:00:00 AM	33.2	31	36	40	32.9	33.3%
06/09/2022 12:00:00 PM	32.0	40	47	40	33.0	23.4%
06/09/2022 01:00:00 PM	33.3	34	40	40	32.8	40.0%
06/09/2022 02:00:00 PM	31.1	37	44	35	32.5	20.5%
06/09/2022 03:00:00 PM	33.5	42	49	40	32.7	42.9%
06/09/2022 04:00:00 PM	33.4	58	68	40	33.4	33.8%
06/09/2022 05:00:00 PM	33.2	49	58	40	33.0	37.9%
06/09/2022 06:00:00 PM	33.2	60	70	40	32.7	37.1%
06/09/2022 07:00:00 PM	32.1	45	53	35	32.5	26.4%
06/09/2022 08:00:00 PM	32.1	28	33	40	33.1	24.2%
06/09/2022 09:00:00 PM	32.0	20	24	40	33.3	25.0%
06/09/2022 10:00:00 PM	35.0	13	15	40	34.2	40.0%
06/09/2022 11:00:00 PM	30.0	3	4	35	32.5	25.0%
07/09/2022 12:00:00 AM	40.0	3	3	40	35.0	66.7%
07/09/2022 01:00:00 AM	40.0	2	2	40	35.0	100.0%
07/09/2022 02:00:00 AM	0.0	0	0	0	0.0	0.0%
07/09/2022 03:00:00 AM	30.0	1	1	30	0.0	0.0%
07/09/2022 04:00:00 AM	30.0	1	1	30	0.0	0.0%
07/09/2022 05:00:00 AM	45.0	2	2	45	40.0	100.0%
07/09/2022 06:00:00 AM	35.0	5	6	40	33.8	66.7%
07/09/2022 07:00:00 AM	40.0	8	9	45	35.5	55.6%
07/09/2022 08:00:00 AM	36.2	25	29	45	34.4	55.2%
07/09/2022 09:00:00 AM	32.7	41	48	40	33.3	27.1%
07/09/2022 10:00:00 AM	32.7	32	38	40	32.9	31.6%
07/09/2022 11:00:00 AM	33.3	22	26	40	33.8	30.8%
07/09/2022 12:00:00 PM	32.7	36	42	40	32.9	28.6%
07/09/2022 01:00:00 PM	30.0	40	47	45	33.9	14.9%
07/09/2022 02:00:00 PM	33.5	39	46	45	33.8	34.8%
07/09/2022 03:00:00 PM	31.0	35	41	40	33.9	17.1%
07/09/2022 04:00:00 PM	29.7	55	65	35	32.5	12.3%
07/09/2022 05:00:00 PM	30.0	58	68	40	33.0	14.7%
07/09/2022 06:00:00 PM	29.3	48	56	35	32.5	7.1%
07/09/2022 07:00:00 PM	32.7	47	55	40	32.8	29.1%
07/09/2022 08:00:00 PM	32.9	37	44	40	33.2	31.8%

07/09/2022 09:00:00 PM	32.5	26	30	35	32.5	26.7%
07/09/2022 10:00:00 PM	30.0	8	10	45	40.0	20.0%
07/09/2022 11:00:00 PM	33.8	8	9	35	32.5	44.4%
08/09/2022 12:00:00 AM	40.0	4	5	45	35.5	100.0%
08/09/2022 01:00:00 AM	35.0	1	1	35	32.5	100.0%
08/09/2022 02:00:00 AM	0.0	0	0	0	0.0	0.0%
08/09/2022 03:00:00 AM	0.0	0	0	0	0.0	0.0%
08/09/2022 04:00:00 AM	0.0	0	0	0	0.0	0.0%
08/09/2022 05:00:00 AM	25.0	2	2	25	0.0	0.0%
08/09/2022 06:00:00 AM	35.0	4	5	40	34.2	60.0%
08/09/2022 07:00:00 AM	28.3	4	5	30	0.0	0.0%
08/09/2022 08:00:00 AM	32.5	29	34	40	33.1	26.5%
08/09/2022 09:00:00 AM	33.0	48	56	40	33.9	25.0%
08/09/2022 10:00:00 AM	30.8	41	48	40	33.8	16.7%
08/09/2022 11:00:00 AM	31.1	44	52	40	33.0	19.2%
08/09/2022 12:00:00 PM	31.1	42	50	40	33.0	20.0%
08/09/2022 01:00:00 PM	31.2	31	37	35	32.5	21.6%
08/09/2022 02:00:00 PM	32.5	33	39	40	33.0	28.2%
08/09/2022 03:00:00 PM	31.5	42	50	40	33.0	22.0%
08/09/2022 04:00:00 PM	33.2	49	58	45	34.7	27.6%
08/09/2022 05:00:00 PM	33.0	54	64	40	33.0	34.4%
08/09/2022 06:00:00 PM	33.2	49	58	40	32.7	39.7%
08/09/2022 07:00:00 PM	32.1	40	47	45	34.5	21.3%
08/09/2022 08:00:00 PM	23.3	19	22	25	0.0	0.0%
08/09/2022 09:00:00 PM	23.8	8	10	30	0.0	0.0%
08/09/2022 10:00:00 PM	30.0	11	13	40	35.0	15.4%
08/09/2022 11:00:00 PM	32.9	16	19	35	32.5	36.8%
09/09/2022 12:00:00 AM	35.0	3	4	45	37.5	50.0%
09/09/2022 01:00:00 AM	30.0	1	1	30	0.0	0.0%
09/09/2022 02:00:00 AM	30.0	1	1	30	0.0	0.0%
09/09/2022 03:00:00 AM	0.0	0	0	0	0.0	0.0%
09/09/2022 04:00:00 AM	35.0	2	2	35	32.5	50.0%
09/09/2022 05:00:00 AM	0.0	0	0	0	0.0	0.0%
09/09/2022 06:00:00 AM	35.0	3	3	35	32.5	66.7%
09/09/2022 07:00:00 AM	31.7	8	10	35	32.5	30.0%
09/09/2022 08:00:00 AM	33.3	26	31	40	33.4	35.5%
09/09/2022 09:00:00 AM	31.7	37	43	35	32.5	20.9%
09/09/2022 10:00:00 AM	33.8	31	36	40	33.2	41.7%
09/09/2022 11:00:00 AM	30.0	46	54	40	33.1	14.8%
09/09/2022 12:00:00 PM	32.9	49	58	40	33.8	27.6%
09/09/2022 01:00:00 PM	33.6	60	71	40	33.0	45.1%
09/09/2022 02:00:00 PM	31.7	54	64	40	33.2	21.9%
09/09/2022 03:00:00 PM	33.8	63	74	40	33.3	40.5%
09/09/2022 04:00:00 PM	33.2	82	97	45	33.6	34.0%
09/09/2022 05:00:00 PM	34.1	69	81	45	33.4	48.1%
09/09/2022 06:00:00 PM	33.2	66	78	45	33.5	33.3%
09/09/2022 07:00:00 PM	33.1	56	66	40	32.7	37.9%
09/09/2022 08:00:00 PM	33.1	49	58	45	34.0	29.3%
09/09/2022 09:00:00 PM	34.4	24	28	45	34.2	42.9%
09/09/2022 10:00:00 PM	33.0	11	13	35	32.5	38.5%

09/09/2022 11:00:00 PM	35.0	15	18	50	36.1	38.9%
10/09/2022 12:00:00 AM	37.5	5	6	40	35.8	50.0%
10/09/2022 01:00:00 AM	40.0	2	2	40	35.0	100.0%
10/09/2022 02:00:00 AM	0.0	0	0	0	0.0	0.0%
10/09/2022 03:00:00 AM	35.0	1	1	35	32.5	100.0%
10/09/2022 04:00:00 AM	0.0	0	0	0	0.0	0.0%
10/09/2022 05:00:00 AM	10.0	1	1	10	0.0	0.0%
10/09/2022 06:00:00 AM	35.0	3	4	45	35.0	100.0%
10/09/2022 07:00:00 AM	40.0	3	3	40	37.5	33.3%
10/09/2022 08:00:00 AM	35.0	13	15	40	33.8	53.3%
10/09/2022 09:00:00 AM	35.0	14	16	45	35.5	31.3%
10/09/2022 10:00:00 AM	30.0	28	33	40	34.5	15.2%
10/09/2022 11:00:00 AM	31.4	29	34	35	32.5	20.6%
10/09/2022 12:00:00 PM	31.7	32	38	40	33.8	21.1%
10/09/2022 01:00:00 PM	32.3	39	46	40	32.9	26.1%
10/09/2022 02:00:00 PM	33.0	39	46	45	34.0	28.3%
10/09/2022 03:00:00 PM	33.3	28	33	40	34.2	27.3%
10/09/2022 04:00:00 PM	33.8	23	27	45	34.0	37.0%
10/09/2022 05:00:00 PM	32.4	54	64	40	32.8	28.1%
10/09/2022 06:00:00 PM	30.6	42	50	40	33.1	18.0%
10/09/2022 07:00:00 PM	31.8	42	50	50	33.8	24.0%
10/09/2022 08:00:00 PM	35.0	28	33	40	34.6	36.4%
10/09/2022 09:00:00 PM	34.0	26	30	40	33.3	40.0%
10/09/2022 10:00:00 PM	37.5	11	13	45	35.8	46.2%
10/09/2022 11:00:00 PM	38.3	6	7	40	37.5	42.9%
11/09/2022 12:00:00 AM	35.0	8	9	60	36.7	66.7%
11/09/2022 01:00:00 AM	30.0	2	2	30	0.0	0.0%
11/09/2022 02:00:00 AM	25.0	1	1	25	0.0	0.0%
11/09/2022 03:00:00 AM	27.5	3	4	30	0.0	0.0%
11/09/2022 04:00:00 AM	0.0	0	0	0	0.0	0.0%
11/09/2022 05:00:00 AM	0.0	0	0	0	0.0	0.0%
11/09/2022 06:00:00 AM	32.5	3	4	35	32.5	50.0%
11/09/2022 07:00:00 AM	40.0	3	3	40	37.5	33.3%
11/09/2022 08:00:00 AM	30.0	4	5	35	32.5	20.0%
11/09/2022 09:00:00 AM	32.5	14	16	40	34.2	18.8%
11/09/2022 10:00:00 AM	35.0	16	19	40	34.6	36.8%
11/09/2022 11:00:00 AM	31.0	30	35	50	35.0	17.1%
11/09/2022 12:00:00 PM	32.1	33	39	40	33.6	23.1%
11/09/2022 01:00:00 PM	33.3	37	43	40	33.8	27.9%
11/09/2022 02:00:00 PM	35.0	37	43	40	33.9	48.8%
11/09/2022 03:00:00 PM	32.9	29	34	40	33.6	26.5%
11/09/2022 04:00:00 PM	33.8	27	32	40	33.9	34.4%
11/09/2022 05:00:00 PM	32.5	37	43	40	33.0	25.6%
11/09/2022 06:00:00 PM	33.3	26	30	40	33.8	26.7%
11/09/2022 07:00:00 PM	33.9	28	33	40	33.1	48.5%
11/09/2022 08:00:00 PM	34.2	19	22	45	34.4	36.4%
11/09/2022 09:00:00 PM	35.0	13	15	45	35.8	40.0%
11/09/2022 10:00:00 PM	33.3	8	10	40	33.8	40.0%
11/09/2022 11:00:00 PM	35.0	4	5	55	39.2	60.0%
12/09/2022 12:00:00 AM	60.0	3	3	60	40.8	100.0%

12/09/2022 01:00:00 AM	0.0	0	0	0	0.0	0.0%
12/09/2022 02:00:00 AM	30.0	1	1	30	0.0	0.0%
12/09/2022 03:00:00 AM	35.0	1	1	35	32.5	100.0%
12/09/2022 04:00:00 AM	25.0	2	2	25	0.0	0.0%
12/09/2022 05:00:00 AM	20.0	2	2	20	0.0	0.0%
12/09/2022 06:00:00 AM	37.5	4	5	40	37.5	40.0%
12/09/2022 07:00:00 AM	30.0	6	7	40	37.5	14.3%
12/09/2022 08:00:00 AM	35.0	32	38	45	35.0	36.8%
12/09/2022 09:00:00 AM	32.5	37	43	40	33.5	23.3%
12/09/2022 10:00:00 AM	29.8	31	36	35	32.5	11.1%
12/09/2022 11:00:00 AM	33.0	20	23	40	33.3	26.1%
12/09/2022 12:00:00 PM	29.4	33	39	35	32.5	10.3%
12/09/2022 01:00:00 PM	29.6	25	29	35	32.5	10.3%
12/09/2022 02:00:00 PM	32.7	36	42	40	32.9	28.6%
12/09/2022 03:00:00 PM	32.5	33	39	40	33.0	28.2%
12/09/2022 04:00:00 PM	32.9	58	68	45	33.9	26.5%
12/09/2022 05:00:00 PM	32.3	58	68	40	33.1	25.0%
12/09/2022 06:00:00 PM	33.3	46	54	45	33.6	33.3%
12/09/2022 07:00:00 PM	30.0	36	42	35	32.5	14.3%
12/09/2022 08:00:00 PM	33.0	16	19	50	35.0	31.6%
12/09/2022 09:00:00 PM	35.0	12	14	40	33.9	50.0%
12/09/2022 10:00:00 PM	32.5	14	16	40	34.2	18.8%
12/09/2022 11:00:00 PM	30.0	5	6	35	32.5	16.7%
13/09/2022 12:00:00 AM	35.0	4	5	40	33.8	80.0%
13/09/2022 01:00:00 AM	40.0	1	1	40	37.5	100.0%
13/09/2022 02:00:00 AM	0.0	0	0	0	0.0	0.0%
13/09/2022 03:00:00 AM	30.0	1	1	30	0.0	0.0%
13/09/2022 04:00:00 AM	0.0	0	0	0	0.0	0.0%
13/09/2022 05:00:00 AM	30.0	2	2	30	0.0	0.0%
13/09/2022 06:00:00 AM	40.0	3	4	45	40.0	50.0%
13/09/2022 07:00:00 AM	34.0	12	14	40	33.3	42.9%
13/09/2022 08:00:00 AM	35.0	29	34	45	34.8	38.2%
13/09/2022 09:00:00 AM	33.8	44	52	45	35.0	26.9%
13/09/2022 10:00:00 AM	31.4	33	39	40	33.1	20.5%
13/09/2022 11:00:00 AM	29.8	39	46	40	33.3	13.0%
13/09/2022 12:00:00 PM	31.5	42	49	35	32.5	20.4%
13/09/2022 01:00:00 PM	32.1	43	51	40	34.3	21.6%
13/09/2022 02:00:00 PM	32.8	27	32	40	33.0	31.3%
13/09/2022 03:00:00 PM	32.9	41	48	40	33.2	29.2%
13/09/2022 04:00:00 PM	32.2	51	60	35	32.5	26.7%
13/09/2022 05:00:00 PM	33.1	54	63	40	33.3	30.2%
13/09/2022 06:00:00 PM	33.6	55	65	40	34.0	30.8%
13/09/2022 07:00:00 PM	33.2	47	55	45	34.8	27.3%
13/09/2022 08:00:00 PM	30.0	14	17	45	37.5	17.6%
13/09/2022 09:00:00 PM	31.7	13	15	35	32.5	20.0%
13/09/2022 10:00:00 PM	40.0	13	15	50	36.4	60.0%
13/09/2022 11:00:00 PM	37.5	4	5	40	35.0	80.0%
14/09/2022 12:00:00 AM	37.5	5	6	40	35.0	66.7%
14/09/2022 01:00:00 AM	35.0	1	1	35	32.5	100.0%
14/09/2022 02:00:00 AM	30.0	2	2	30	0.0	0.0%

14/09/2022 03:00:00 AM	0.0	0	0	0	0.0	0.0%
14/09/2022 04:00:00 AM	0.0	0	0	0	0.0	0.0%
14/09/2022 05:00:00 AM	25.0	1	1	25	0.0	0.0%
14/09/2022 06:00:00 AM	40.0	3	3	40	37.5	33.3%
14/09/2022 07:00:00 AM	32.5	8	10	40	34.2	30.0%
14/09/2022 08:00:00 AM	33.3	30	35	40	32.9	37.1%
14/09/2022 09:00:00 AM	31.8	42	49	35	32.5	22.4%
14/09/2022 10:00:00 AM	33.3	30	35	40	33.4	31.4%
14/09/2022 11:00:00 AM	32.5	24	28	45	33.9	25.0%
14/09/2022 12:00:00 PM	32.5	32	38	40	34.2	23.7%
14/09/2022 01:00:00 PM	32.8	35	41	40	33.4	26.8%
14/09/2022 02:00:00 PM	33.3	37	44	40	33.1	38.6%
14/09/2022 03:00:00 PM	34.6	34	40	40	33.9	45.0%
14/09/2022 04:00:00 PM	33.2	48	57	40	33.3	35.1%
14/09/2022 05:00:00 PM	32.6	57	67	40	32.8	29.9%
14/09/2022 06:00:00 PM	33.4	65	77	40	33.0	40.3%
14/09/2022 07:00:00 PM	32.9	54	63	40	33.0	30.2%
14/09/2022 08:00:00 PM	30.7	31	37	35	32.5	18.9%
14/09/2022 09:00:00 PM	33.0	14	16	35	32.5	31.3%
14/09/2022 10:00:00 PM	35.0	14	17	40	35.0	35.3%
14/09/2022 11:00:00 PM	35.0	16	19	45	35.0	52.6%
15/09/2022 12:00:00 AM	35.0	5	6	40	33.5	83.3%
15/09/2022 01:00:00 AM	35.0	2	2	35	32.5	50.0%
15/09/2022 02:00:00 AM	0.0	0	0	0	0.0	0.0%
15/09/2022 03:00:00 AM	0.0	0	0	0	0.0	0.0%
15/09/2022 04:00:00 AM	10.0	1	1	10	0.0	0.0%
15/09/2022 05:00:00 AM	0.0	0	0	0	0.0	0.0%
15/09/2022 06:00:00 AM	35.0	3	3	35	32.5	66.7%
15/09/2022 07:00:00 AM	30.0	8	10	40	35.0	20.0%
15/09/2022 08:00:00 AM	34.1	27	32	45	33.9	43.8%
15/09/2022 09:00:00 AM	33.1	33	39	40	32.9	35.9%
15/09/2022 10:00:00 AM	30.0	39	46	40	33.2	15.2%
15/09/2022 11:00:00 AM	32.5	19	22	35	32.5	27.3%
15/09/2022 12:00:00 PM	33.8	25	29	40	34.6	24.1%
15/09/2022 01:00:00 PM	33.3	38	45	50	34.2	33.3%
15/09/2022 02:00:00 PM	32.2	43	51	40	33.8	23.5%
15/09/2022 03:00:00 PM	32.7	40	47	40	33.3	27.7%
15/09/2022 04:00:00 PM	32.3	53	62	40	32.8	25.8%
15/09/2022 05:00:00 PM	32.2	71	84	40	33.0	26.2%
15/09/2022 06:00:00 PM	33.5	48	56	45	33.2	39.3%
15/09/2022 07:00:00 PM	33.0	58	68	45	33.8	27.9%
15/09/2022 08:00:00 PM	32.5	34	40	45	34.7	22.5%
15/09/2022 09:00:00 PM	34.0	22	26	40	34.4	30.8%
15/09/2022 10:00:00 PM	33.3	8	10	35	32.5	60.0%
15/09/2022 11:00:00 PM	35.0	8	9	40	33.8	44.4%
16/09/2022 12:00:00 AM	45.0	3	3	45	37.5	66.7%
16/09/2022 01:00:00 AM	35.0	2	2	35	32.5	50.0%
16/09/2022 02:00:00 AM	0.0	0	0	0	0.0	0.0%
16/09/2022 03:00:00 AM	10.0	1	1	10	0.0	0.0%
16/09/2022 04:00:00 AM	0.0	0	0	0	0.0	0.0%

16/09/2022 05:00:00 AM	45.0	3	3	45	37.5	66.7%
16/09/2022 06:00:00 AM	20.0	1	1	20	0.0	0.0%
16/09/2022 07:00:00 AM	30.0	6	7	35	32.5	14.3%
16/09/2022 08:00:00 AM	34.3	31	37	45	33.8	51.4%
16/09/2022 09:00:00 AM	30.7	34	40	35	32.5	17.5%
16/09/2022 10:00:00 AM	33.7	34	40	40	33.1	42.5%
16/09/2022 11:00:00 AM	32.8	36	42	40	33.4	26.2%
16/09/2022 12:00:00 PM	28.9	30	35	40	34.2	8.6%
16/09/2022 01:00:00 PM	30.7	35	41	35	32.5	17.1%
16/09/2022 02:00:00 PM	32.0	32	38	35	32.5	26.3%
16/09/2022 03:00:00 PM	32.0	43	51	45	33.8	23.5%
16/09/2022 04:00:00 PM	30.4	66	78	35	32.5	16.7%
16/09/2022 05:00:00 PM	32.5	54	63	40	32.8	27.0%
16/09/2022 06:00:00 PM	32.6	62	73	40	32.7	30.1%
16/09/2022 07:00:00 PM	31.2	56	66	40	32.9	19.7%
16/09/2022 08:00:00 PM	33.0	48	56	45	34.6	25.0%
16/09/2022 09:00:00 PM	34.4	26	31	50	35.2	41.9%
16/09/2022 10:00:00 PM	35.0	13	15	45	35.5	33.3%
16/09/2022 11:00:00 PM	33.3	11	13	45	35.0	30.8%
17/09/2022 12:00:00 AM	40.0	12	14	50	39.2	42.9%
17/09/2022 01:00:00 AM	45.0	1	1	45	42.5	100.0%
17/09/2022 02:00:00 AM	35.0	2	2	35	32.5	50.0%
17/09/2022 03:00:00 AM	30.0	2	2	30	0.0	0.0%
17/09/2022 04:00:00 AM	0.0	0	0	0	0.0	0.0%
17/09/2022 05:00:00 AM	0.0	0	0	0	0.0	0.0%
17/09/2022 06:00:00 AM	0.0	0	0	0	0.0	0.0%
17/09/2022 07:00:00 AM	35.0	5	6	40	33.8	66.7%
17/09/2022 08:00:00 AM	32.5	15	18	35	32.5	33.3%
17/09/2022 09:00:00 AM	31.7	15	18	40	33.8	22.2%
17/09/2022 10:00:00 AM	29.8	29	34	35	32.5	11.8%
17/09/2022 11:00:00 AM	32.1	48	56	45	33.3	23.2%
17/09/2022 12:00:00 PM	32.7	46	54	40	32.8	29.6%
17/09/2022 01:00:00 PM	33.5	41	48	40	33.0	39.6%
17/09/2022 02:00:00 PM	33.0	47	55	40	33.1	30.9%
17/09/2022 03:00:00 PM	32.0	37	44	40	33.0	25.0%
17/09/2022 04:00:00 PM	33.3	36	42	40	32.8	38.1%
17/09/2022 05:00:00 PM	33.0	43	51	40	33.1	33.3%
17/09/2022 06:00:00 PM	32.5	40	47	40	33.3	25.5%
17/09/2022 07:00:00 PM	32.7	45	53	40	33.2	28.3%
17/09/2022 08:00:00 PM	32.8	27	32	40	33.0	31.3%
17/09/2022 09:00:00 PM	32.0	21	25	40	33.3	24.0%
17/09/2022 10:00:00 PM	35.0	13	15	40	35.0	26.7%
17/09/2022 11:00:00 PM	35.0	11	13	40	34.2	46.2%
18/09/2022 12:00:00 AM	34.0	9	11	40	33.3	54.5%
18/09/2022 01:00:00 AM	35.0	7	8	50	37.5	37.5%
18/09/2022 02:00:00 AM	35.0	3	4	40	35.0	50.0%
18/09/2022 03:00:00 AM	35.0	1	1	35	32.5	100.0%
18/09/2022 04:00:00 AM	35.0	1	1	35	32.5	100.0%
18/09/2022 05:00:00 AM	35.0	1	1	35	32.5	100.0%
18/09/2022 06:00:00 AM	40.0	3	3	40	34.2	100.0%

18/09/2022 07:00:00 AM	25.0	3	4	40	37.5	25.0%
18/09/2022 08:00:00 AM	30.0	8	10	35	32.5	20.0%
18/09/2022 09:00:00 AM	33.3	12	14	40	33.8	28.6%
18/09/2022 10:00:00 AM	32.5	23	27	35	32.5	29.6%
18/09/2022 11:00:00 AM	33.4	31	37	40	32.8	45.9%
18/09/2022 12:00:00 PM	33.3	36	42	40	33.2	33.3%
18/09/2022 01:00:00 PM	33.3	38	45	40	33.1	37.8%
18/09/2022 02:00:00 PM	32.3	42	50	40	32.9	28.0%
18/09/2022 03:00:00 PM	32.1	42	49	35	32.5	24.5%
18/09/2022 04:00:00 PM	34.1	29	34	40	33.1	52.9%
18/09/2022 05:00:00 PM	32.7	39	46	35	32.5	32.6%
18/09/2022 06:00:00 PM	33.2	37	43	40	32.8	34.9%
18/09/2022 07:00:00 PM	34.2	31	37	45	34.0	45.9%
18/09/2022 08:00:00 PM	32.5	20	24	40	33.2	29.2%
18/09/2022 09:00:00 PM	34.0	15	18	40	33.9	38.9%
18/09/2022 10:00:00 PM	30.0	7	8	35	32.5	12.5%
18/09/2022 11:00:00 PM	28.8	9	11	30	0.0	0.0%
19/09/2022 12:00:00 AM	35.0	4	5	50	40.0	40.0%
19/09/2022 01:00:00 AM	35.0	2	2	35	32.5	50.0%
19/09/2022 02:00:00 AM	45.0	1	1	45	42.5	100.0%
19/09/2022 03:00:00 AM	0.0	0	0	0	0.0	0.0%
19/09/2022 04:00:00 AM	0.0	0	0	0	0.0	0.0%
19/09/2022 05:00:00 AM	45.0	2	2	45	40.0	100.0%
19/09/2022 06:00:00 AM	32.5	3	4	35	32.5	50.0%
19/09/2022 07:00:00 AM	35.0	2	2	35	32.5	50.0%
19/09/2022 08:00:00 AM	33.8	10	12	40	33.5	41.7%
19/09/2022 09:00:00 AM	31.2	14	17	35	32.5	23.5%
19/09/2022 10:00:00 AM	33.1	20	24	40	33.1	37.5%
19/09/2022 11:00:00 AM	35.0	20	23	45	34.2	52.2%
19/09/2022 12:00:00 PM	34.0	14	16	40	33.3	37.5%
19/09/2022 01:00:00 PM	36.7	9	11	40	34.6	63.6%
19/09/2022 02:00:00 PM	33.0	8	10	35	32.5	50.0%
19/09/2022 03:00:00 PM	33.6	20	23	40	33.1	34.8%
19/09/2022 04:00:00 PM	33.9	19	22	50	34.0	45.5%
19/09/2022 05:00:00 PM	37.0	20	23	40	34.4	56.5%
19/09/2022 06:00:00 PM	32.8	33	39	40	33.4	28.2%
19/09/2022 07:00:00 PM	33.3	24	28	40	33.0	35.7%
19/09/2022 08:00:00 PM	32.5	6	7	35	32.5	28.6%
19/09/2022 09:00:00 PM	**No Data**					
19/09/2022 10:00:00 PM	**No Data**					
					
05/10/2022 02:00:00 PM	0.0	0	0	0	0.0	0.0%
05/10/2022 03:00:00 PM	0.0	0	0	0	0.0	0.0%

Day/Time Ending	85th pctl (MPH)	85th pctl cnts	Total Cnts	Max Speed	Avg Speeder	% Speeders
18/07/2022 12:00:00 AM	33.4	51	60	50	34.5	33.3%
19/07/2022 12:00:00 AM	34.0	523	615	45	33.9	38.2%
20/07/2022 12:00:00 AM	33.8	517	608	50	33.8	38.7%
21/07/2022 12:00:00 AM	33.2	599	705	55	33.4	33.5%
22/07/2022 12:00:00 AM	33.1	642	755	50	33.6	30.1%
23/07/2022 12:00:00 AM	33.3	663	780	55	34.1	30.5%
24/07/2022 12:00:00 AM	33.4	507	597	45	33.8	31.8%
25/07/2022 12:00:00 AM	34.2	383	451	45	33.8	41.7%
26/07/2022 12:00:00 AM	33.7	553	651	50	33.9	35.0%
27/07/2022 12:00:00 AM	33.5	508	598	45	33.7	33.3%
28/07/2022 12:00:00 AM	33.3	598	704	50	33.7	31.1%
29/07/2022 12:00:00 AM	33.2	572	673	45	33.4	32.2%
30/07/2022 12:00:00 AM	33.2	580	682	50	33.6	31.7%
31/07/2022 12:00:00 AM	33.2	535	629	50	33.6	32.4%
01/08/2022 12:00:00 AM	31.4	373	439	50	33.7	19.4%
02/08/2022 12:00:00 AM	32.7	530	623	50	33.4	28.3%
03/08/2022 12:00:00 AM	33.0	524	616	45	33.3	31.2%
04/08/2022 12:00:00 AM	32.9	558	656	50	33.6	28.5%
05/08/2022 12:00:00 AM	32.8	568	668	55	34.1	26.2%
06/08/2022 12:00:00 AM	33.0	520	612	50	33.9	27.9%
07/08/2022 12:00:00 AM	33.1	525	618	50	33.7	30.1%
08/08/2022 12:00:00 AM	33.6	394	463	45	33.9	32.6%
09/08/2022 12:00:00 AM	33.5	534	628	55	33.7	34.7%
10/08/2022 12:00:00 AM	33.1	549	646	50	33.8	29.7%
11/08/2022 12:00:00 AM	33.4	566	666	60	33.9	32.0%
12/08/2022 12:00:00 AM	33.4	591	695	45	33.6	32.5%
13/08/2022 12:00:00 AM	33.4	626	737	50	33.5	33.8%
14/08/2022 12:00:00 AM	33.3	510	600	45	33.5	32.8%
15/08/2022 12:00:00 AM	33.4	400	471	50	33.7	34.0%
16/08/2022 12:00:00 AM	32.7	575	677	55	33.4	28.7%
17/08/2022 12:00:00 AM	33.0	578	680	55	33.6	30.7%
18/08/2022 12:00:00 AM	32.7	576	678	50	33.2	29.2%
19/08/2022 12:00:00 AM	33.3	576	678	55	33.5	33.2%
20/08/2022 12:00:00 AM	33.3	615	724	55	33.7	32.9%
21/08/2022 12:00:00 AM	32.4	519	611	50	33.9	23.7%
22/08/2022 12:00:00 AM	33.7	379	446	55	33.8	37.0%
23/08/2022 12:00:00 AM	33.2	576	678	50	33.6	32.2%
24/08/2022 12:00:00 AM	32.5	544	640	45	33.2	27.2%
25/08/2022 12:00:00 AM	32.8	593	698	45	33.4	28.5%
26/08/2022 12:00:00 AM	33.2	597	702	50	33.7	30.8%
27/08/2022 12:00:00 AM	33.0	595	700	50	33.6	29.1%
28/08/2022 12:00:00 AM	33.4	513	603	45	33.8	31.2%
29/08/2022 12:00:00 AM	33.4	432	508	50	33.5	34.1%
30/08/2022 12:00:00 AM	32.5	400	471	45	33.3	26.1%
31/08/2022 12:00:00 AM	32.8	566	666	55	33.5	28.1%
01/09/2022 12:00:00 AM	33.2	529	622	45	33.6	30.4%
02/09/2022 12:00:00 AM	32.2	621	731	50	33.7	23.3%
03/09/2022 12:00:00 AM	33.1	601	707	60	33.5	31.3%
04/09/2022 12:00:00 AM	33.3	514	605	45	33.5	33.9%

05/09/2022 12:00:00 AM	33.9	405	476	50	33.7	41.2%
06/09/2022 12:00:00 AM	32.8	542	638	45	33.5	27.7%
07/09/2022 12:00:00 AM	32.9	577	679	45	33.0	31.4%
08/09/2022 12:00:00 AM	32.5	578	680	45	33.6	25.7%
09/09/2022 12:00:00 AM	32.3	573	674	45	33.4	24.8%
10/09/2022 12:00:00 AM	33.3	759	893	50	33.4	34.5%
11/09/2022 12:00:00 AM	33.2	472	555	60	34.0	29.4%
12/09/2022 12:00:00 AM	33.5	375	441	60	34.1	32.0%
13/09/2022 12:00:00 AM	32.4	509	599	50	33.6	24.7%
14/09/2022 12:00:00 AM	33.1	573	674	50	34.0	27.9%
15/09/2022 12:00:00 AM	33.2	583	686	45	33.3	32.8%
16/09/2022 12:00:00 AM	32.9	582	685	50	33.5	29.3%
17/09/2022 12:00:00 AM	32.5	635	747	50	33.6	26.4%
18/09/2022 12:00:00 AM	32.9	533	627	45	33.2	30.0%
19/09/2022 12:00:00 AM	33.2	444	522	50	33.2	34.9%
20/09/2022 12:00:00 AM	34.0	226	266	50	33.7	41.0%
21/09/2022 12:00:00 AM	**No Data**					
22/09/2022 12:00:00 AM	**No Data**					
23/09/2022 12:00:00 AM					
24/09/2022 12:00:00 AM						
25/09/2022 12:00:00 AM						
26/09/2022 12:00:00 AM						
27/09/2022 12:00:00 AM						
28/09/2022 12:00:00 AM						
29/09/2022 12:00:00 AM						
30/09/2022 12:00:00 AM						
01/10/2022 12:00:00 AM						
02/10/2022 12:00:00 AM						
03/10/2022 12:00:00 AM						
04/10/2022 12:00:00 AM						
05/10/2022 12:00:00 AM						
05/10/2022 02:59:59 PM	0.0	0	0	0	0.0	0.0%

Incoming Weekly Counts

Outside Village Hall

Hall Lane coming into the village from Long Stratton

from Sun-Jul-17-2022-07-00-PM to Wed-Oct-05-2022-02-59-PM

	11/07/2022	to	17/07/2022							
	Monday	Tuesday	Wednesday	Thursday	Friday	Saturday	Sunday	Week	Weekend	Week Day 85%
Hour	11/07/2022	12/07/2022	13/07/2022	14/07/2022	15/07/2022	16/07/2022	17/07/2022	Day Avg	Avg	Avg Speed
0 - 1	*	*	*	*	*	*	*	0	0	0
1 - 2	*	*	*	*	*	*	*	0	0	0
2 - 3	*	*	*	*	*	*	*	0	0	0
3 - 4	*	*	*	*	*	*	*	0	0	0
4 - 5	*	*	*	*	*	*	*	0	0	0
5 - 6	*	*	*	*	*	*	*	0	0	0
6 - 7	*	*	*	*	*	*	*	0	0	0
7 - 8	*	*	*	*	*	*	*	0	0	0
8 - 9	*	*	*	*	*	*	*	0	0	0
9 - 10	*	*	*	*	*	*	*	0	0	0
10 - 11	*	*	*	*	*	*	*	0	0	0
11 - 12	*	*	*	*	*	*	*	0	0	0
12 - 13	*	*	*	*	*	*	*	0	0	0
13 - 14	*	*	*	*	*	*	*	0	0	0
14 - 15	*	*	*	*	*	*	*	0	0	0
15 - 16	*	*	*	*	*	*	*	0	0	0
16 - 17	*	*	*	*	*	*	*	0	0	0
17 - 18	*	*	*	*	*	*	*	0	0	0
18 - 19	*	*	*	*	*	*	*	0	0	0
19 - 20	*	*	*	*	*	*	15	0	15	0
20 - 21	*	*	*	*	*	*	21	0	21	0
21 - 22	*	*	*	*	*	*	11	0	11	0
22 - 23	*	*	*	*	*	*	10	0	10	0
23 - 24	*	*	*	*	*	*	3	0	3	0
Totals	0	0	0	0	0	0	60			
% of Total	0%	0%	0%	0%	0%	0%	100%			

Incoming Weekly Counts
 Outside Village Hall
 Hall Lane coming into the village from Long Stratton

from Sun-Jul-17-2022-07-00-PM to Wed-Oct-05-2022-02-59-PM

	18/07/2022	to	24/07/2022							
	Monday	Tuesday	Wednesday	Thursday	Friday	Saturday	Sunday	Week	Weekend	Week Day 85%
Hour	18/07/2022	19/07/2022	20/07/2022	21/07/2022	22/07/2022	23/07/2022	24/07/2022	Day Avg	Avg	Avg Speed
0 - 1	1	2	0	2	1	4	5	1.2	4.5	35
1 - 2	1	1	1	2	2	3	5	1.4	4	35
2 - 3	0	0	2	0	0	0	1	0.4	0.5	30
3 - 4	1	0	0	0	0	4	0	0.2	2	10
4 - 5	2	2	2	1	4	1	2	2.2	1.5	37
5 - 6	10	10	12	6	6	2	4	8.8	3	36
6 - 7	6	8	13	10	8	4	1	9	2.5	34.16
7 - 8	34	29	46	39	36	5	1	36.8	3	33.84
8 - 9	31	39	49	48	51	21	16	43.6	18.5	32.84
9 - 10	48	46	37	34	41	30	14	41.2	22	31.82
10 - 11	39	45	33	46	31	31	43	38.8	37	31.68
11 - 12	31	42	39	42	48	54	44	40.4	49	31.94
12 - 13	53	38	41	60	42	52	53	46.8	52.5	31.84
13 - 14	32	45	49	50	59	38	33	47	35.5	34.08
14 - 15	39	39	37	60	69	45	35	48.8	40	33.54
15 - 16	55	62	70	74	72	54	33	66.6	43.5	32.48
16 - 17	62	60	72	69	58	48	34	64.2	41	33.32
17 - 18	49	41	67	78	67	50	21	60.4	35.5	33.54
18 - 19	28	24	42	43	68	36	27	41	31.5	34
19 - 20	28	29	33	31	46	42	40	33.4	41	34.42
20 - 21	29	20	22	17	34	25	15	24.4	20	34.28
21 - 22	25	9	12	18	20	23	15	16.8	19	32.48
22 - 23	8	14	16	21	11	17	8	14	12.5	35.4
23 - 24	3	3	10	4	6	8	1	5.2	4.5	35.66
Totals	615	608	705	755	780	597	451			
% of Total	13.63%	13.48%	15.63%	16.74%	17.29%	13.23%	10%			

Incoming Weekly Counts
 Outside Village Hall
 Hall Lane coming into the village from Long Stratton

from Sun-Jul-17-2022-07-00-PM to Wed-Oct-05-2022-02-59-PM

	25/07/2022	to	31/07/2022							
	Monday	Tuesday	Wednesday	Thursday	Friday	Saturday	Sunday	Week	Weekend	Week Day 85%
Hour	25/07/2022	26/07/2022	27/07/2022	28/07/2022	29/07/2022	30/07/2022	31/07/2022	Day Avg	Avg	Avg Speed
0 - 1	0	0	3	1	1	6	10	1	8	30
1 - 2	2	1	2	1	1	4	3	1.4	3.5	40
2 - 3	0	0	0	0	0	3	1	0	2	0
3 - 4	0	1	1	2	2	0	0	1.2	0	30
4 - 5	4	5	4	1	2	2	0	3.2	1	34.5
5 - 6	6	6	9	7	6	2	4	6.8	3	36.66
6 - 7	9	10	6	10	11	8	3	9.2	5.5	40.96
7 - 8	36	25	30	20	26	11	2	27.4	6.5	34.76
8 - 9	32	28	21	34	36	30	20	30.2	25	33.18
9 - 10	30	35	31	47	30	33	30	34.6	31.5	32.7
10 - 11	31	24	51	36	42	51	38	36.8	44.5	32.84
11 - 12	56	34	58	42	49	61	35	47.8	48	33.36
12 - 13	44	44	64	37	54	51	40	48.6	45.5	32.38
13 - 14	47	44	60	44	43	35	47	47.6	41	33.08
14 - 15	51	43	49	53	46	35	36	48.4	35.5	32.42
15 - 16	42	59	40	50	51	47	32	48.4	39.5	33.3
16 - 17	68	60	54	72	69	75	27	64.6	51	32.38
17 - 18	62	53	60	53	71	39	26	59.8	32.5	32.82
18 - 19	50	41	54	67	50	36	29	52.4	32.5	33.52
19 - 20	26	24	45	37	34	38	21	33.2	29.5	33.42
20 - 21	22	21	26	19	19	24	12	21.4	18	34.46
21 - 22	19	15	15	26	10	10	9	17	9.5	32.14
22 - 23	8	12	13	12	17	18	12	12.4	15	33.26
23 - 24	6	13	8	2	12	10	2	8.2	6	35.16
Totals	651	598	704	673	682	629	439			
% of Total	14.88%	13.67%	16.09%	15.38%	15.59%	14.37%	10.03%			

Incoming Weekly Counts
 Outside Village Hall
 Hall Lane coming into the village from Long Stratton

from Sun-Jul-17-2022-07-00-PM to Wed-Oct-05-2022-02-59-PM

	01/08/2022	to	07/08/2022							
	Monday	Tuesday	Wednesday	Thursday	Friday	Saturday	Sunday	Week	Weekend	Week Day 85%
Hour	01/08/2022	02/08/2022	03/08/2022	04/08/2022	05/08/2022	06/08/2022	07/08/2022	Day Avg	Avg	Avg Speed
0 - 1	3	1	2	0	2	5	5	1.6	5	35
1 - 2	1	0	0	1	1	1	5	0.6	3	33.33
2 - 3	0	0	0	0	2	0	1	0.4	0.5	35
3 - 4	0	1	0	0	0	0	0	0.2	0	35
4 - 5	1	1	2	2	0	1	2	1.2	1.5	38.75
5 - 6	9	9	5	7	7	4	2	7.4	3	35.66
6 - 7	16	8	13	6	9	10	1	10.4	5.5	37.1
7 - 8	32	19	26	30	23	13	8	26	10.5	34.5
8 - 9	33	28	35	33	33	20	18	32.4	19	32.34
9 - 10	35	26	35	22	33	29	35	30.2	32	32.18
10 - 11	39	34	39	29	39	42	32	36	37	30.36
11 - 12	46	41	48	44	26	54	32	41	43	30.54
12 - 13	46	50	35	44	53	48	39	45.6	43.5	31.52
13 - 14	42	59	56	55	43	49	48	51	48.5	32.38
14 - 15	39	35	42	39	43	44	33	39.6	38.5	33.04
15 - 16	47	48	53	58	49	42	32	51	37	32.28
16 - 17	68	60	57	66	47	66	42	59.6	54	33.06
17 - 18	62	69	68	62	68	59	28	65.8	43.5	32.34
18 - 19	40	54	49	49	45	32	33	47.4	32.5	32.66
19 - 20	19	26	33	31	38	41	21	29.4	31	34.02
20 - 21	19	22	22	36	18	23	19	23.4	21	32.92
21 - 22	15	14	14	27	15	19	13	17	16	35.16
22 - 23	8	6	11	19	16	9	10	12	9.5	33.9
23 - 24	3	5	11	8	2	7	4	5.8	5.5	37.76
Totals	623	616	656	668	612	618	463			
% of Total	14.64%	14.47%	15.41%	15.7%	14.38%	14.52%	10.88%			

Incoming Weekly Counts
 Outside Village Hall
 Hall Lane coming into the village from Long Stratton

from Sun-Jul-17-2022-07-00-PM to Wed-Oct-05-2022-02-59-PM

	08/08/2022	to	14/08/2022							
	Monday	Tuesday	Wednesday	Thursday	Friday	Saturday	Sunday	Week	Weekend	Week Day 85%
Hour	08/08/2022	09/08/2022	10/08/2022	11/08/2022	12/08/2022	13/08/2022	14/08/2022	Day Avg	Avg	Avg Speed
0 - 1	3	3	0	1	3	3	6	2	4.5	33.75
1 - 2	2	1	2	1	4	4	4	2	4	34.5
2 - 3	0	0	0	0	0	1	3	0	2	0
3 - 4	0	1	1	1	2	0	1	1	0.5	25
4 - 5	2	1	2	2	2	1	1	1.8	1	47
5 - 6	10	6	8	10	9	5	6	8.6	5.5	36.84
6 - 7	14	15	16	17	14	5	3	15.2	4	37.1
7 - 8	27	26	27	16	15	15	7	22.2	11	34.34
8 - 9	27	32	39	45	43	27	16	37.2	21.5	33.36
9 - 10	42	30	32	39	34	34	23	35.4	28.5	32.1
10 - 11	33	33	37	42	42	50	45	37.4	47.5	30.86
11 - 12	46	59	44	44	48	52	39	48.2	45.5	31.42
12 - 13	45	45	46	56	48	48	42	48	45	32.12
13 - 14	43	40	36	36	54	43	36	41.8	39.5	32.62
14 - 15	45	53	31	42	41	48	36	42.4	42	32.36
15 - 16	48	47	64	41	69	39	33	53.8	36	32.44
16 - 17	51	52	52	53	62	42	31	54	36.5	33.2
17 - 18	56	58	71	77	75	48	31	67.4	39.5	33.58
18 - 19	53	55	60	65	49	28	36	56.4	32	33.94
19 - 20	29	27	37	37	51	37	19	36.2	28	32.68
20 - 21	23	22	24	31	27	29	15	25.4	22	33.84
21 - 22	17	13	21	16	19	15	20	17.2	17.5	33.76
22 - 23	6	21	10	17	15	20	11	13.8	15.5	36.36
23 - 24	6	6	6	6	11	6	7	7	6.5	34.26
Totals	628	646	666	695	737	600	471			
% of Total	14.13%	14.54%	14.99%	15.64%	16.59%	13.5%	10.6%			

	15/08/2022	to	21/08/2022							
	Monday	Tuesday	Wednesday	Thursday	Friday	Saturday	Sunday	Week	Weekend	Week Day 85%
Hour	15/08/2022	16/08/2022	17/08/2022	18/08/2022	19/08/2022	20/08/2022	21/08/2022	Day Avg	Avg	Avg Speed
0 - 1	1	1	1	1	0	3	11	0.8	7	33.75
1 - 2	4	0	0	1	1	1	2	1.2	1.5	35.83
2 - 3	0	0	0	0	2	5	4	0.4	4.5	30
3 - 4	0	0	0	1	0	0	1	0.2	0.5	10
4 - 5	2	3	4	4	1	2	1	2.8	1.5	36.5
5 - 6	5	10	8	9	8	5	5	8	5	37.5
6 - 7	10	13	14	9	10	8	1	11.2	4.5	34.04
7 - 8	37	25	30	32	21	10	5	29	7.5	33.62
8 - 9	37	39	31	30	32	20	14	33.8	17	31.62
9 - 10	31	35	40	37	33	36	18	35.2	27	32.64
10 - 11	37	35	59	35	38	52	35	40.8	43.5	31.14
11 - 12	38	37	38	64	60	47	40	47.4	43.5	32.1
12 - 13	41	48	48	40	57	46	37	46.8	41.5	32.26
13 - 14	52	56	39	39	53	43	33	47.8	38	32.9
14 - 15	60	56	44	58	47	50	42	53	46	32.74
15 - 16	60	42	59	45	53	32	36	51.8	34	32.52
16 - 17	52	59	56	67	60	46	35	58.8	40.5	32.62
17 - 18	63	64	60	53	63	45	27	60.6	36	32.84
18 - 19	62	63	49	48	59	49	27	56.2	38	33.36
19 - 20	34	28	46	43	37	36	27	37.6	31.5	32.92
20 - 21	30	21	19	27	20	28	21	23.4	24.5	31.24
21 - 22	9	14	11	22	26	20	13	16.4	16.5	34.2
22 - 23	5	20	12	8	29	16	8	14.8	12	34.06
23 - 24	7	11	10	5	14	11	3	9.4	7	38.82
Totals	677	680	678	678	724	611	446			
% of Total	15.06%	15.13%	15.09%	15.09%	16.11%	13.6%	9.92%			

	22/08/2022	to	28/08/2022							
	Monday	Tuesday	Wednesday	Thursday	Friday	Saturday	Sunday	Week	Weekend	Week Day 85%
Hour	22/08/2022	23/08/2022	24/08/2022	25/08/2022	26/08/2022	27/08/2022	28/08/2022	Day Avg	Avg	Avg Speed
0 - 1	1	0	2	1	3	3	9	1.4	6	38.75
1 - 2	1	0	0	0	0	1	1	0.2	1	35
2 - 3	0	0	1	0	0	0	5	0.2	2.5	35
3 - 4	0	2	1	1	0	0	1	0.8	0.5	30
4 - 5	4	2	2	1	1	2	3	2	2.5	36.5
5 - 6	3	7	5	7	8	2	5	6	3.5	37
6 - 7	8	13	15	12	11	5	2	11.8	3.5	33.76
7 - 8	32	23	31	33	33	9	8	30.4	8.5	34.62
8 - 9	43	40	37	47	26	19	8	38.6	13.5	32.94
9 - 10	29	26	47	40	34	30	24	35.2	27	31.42
10 - 11	38	39	39	39	26	47	39	36.2	43	31.06
11 - 12	40	42	41	35	42	48	39	40	43.5	31.56
12 - 13	40	35	42	46	61	61	62	44.8	61.5	32.36
13 - 14	57	54	47	46	61	36	37	53	36.5	31.9
14 - 15	51	44	50	56	45	50	43	49.2	46.5	32.34
15 - 16	49	66	60	66	48	45	39	57.8	42	31.7
16 - 17	71	54	55	57	67	54	46	60.8	50	32.88
17 - 18	66	61	62	57	73	61	42	63.8	51.5	33.8
18 - 19	59	47	62	65	52	35	27	57	31	33.38
19 - 20	33	28	32	37	37	33	29	33.4	31	31.4
20 - 21	19	23	27	25	33	22	17	25.4	19.5	32.74
21 - 22	16	12	19	14	13	15	11	14.8	13	33.7
22 - 23	14	17	13	12	23	17	4	15.8	10.5	33.28
23 - 24	4	5	8	5	3	8	7	5	7.5	37
Totals	678	640	698	702	700	603	508			
% of Total	14.97%	14.13%	15.41%	15.5%	15.46%	13.31%	11.22%			

Incoming Weekly Counts
 Outside Village Hall
 Hall Lane coming into the village from Long Stratton

from Sun-Jul-17-2022-07-00-PM to Wed-Oct-05-2022-02-59-PM

	29/08/2022	to	04/09/2022							
	Monday	Tuesday	Wednesday	Thursday	Friday	Saturday	Sunday	Week	Weekend	Week Day 85%
Hour	29/08/2022	30/08/2022	31/08/2022	01/09/2022	02/09/2022	03/09/2022	04/09/2022	Day Avg	Avg	Avg Speed
0 - 1	2	2	3	1	6	4	11	2.8	7.5	32
1 - 2	1	0	0	0	0	3	5	0.2	4	45
2 - 3	0	0	0	1	0	1	3	0.2	2	30
3 - 4	0	1	0	2	3	0	2	1.2	1	41.67
4 - 5	1	1	3	2	0	2	1	1.4	1.5	31.25
5 - 6	6	13	8	4	3	4	6	6.8	5	35.92
6 - 7	3	7	8	10	10	1	2	7.6	1.5	34
7 - 8	10	27	33	24	20	15	10	22.8	12.5	34.82
8 - 9	39	25	26	38	30	23	13	31.6	18	31.66
9 - 10	17	39	36	39	30	32	30	32.2	31	31.24
10 - 11	22	42	30	41	35	57	38	34	47.5	30.96
11 - 12	32	44	44	33	46	41	33	39.8	37	29.38
12 - 13	35	46	38	53	43	47	36	43	41.5	32.02
13 - 14	30	50	42	60	54	56	39	47.2	47.5	32.7
14 - 15	34	40	52	67	44	47	38	47.4	42.5	32.3
15 - 16	50	54	43	53	52	26	36	50.4	31	31.8
16 - 17	42	65	52	76	65	50	35	60	42.5	32.72
17 - 18	43	62	66	67	83	46	28	64.2	37	33.08
18 - 19	40	61	57	56	76	58	31	58	44.5	33.16
19 - 20	26	37	30	44	42	45	36	35.8	40.5	31.74
20 - 21	18	22	21	27	33	24	24	24.2	24	31.88
21 - 22	10	11	13	19	8	10	10	12.2	10	34.78
22 - 23	7	11	11	12	16	9	7	11.4	8	33.5
23 - 24	3	6	6	2	8	4	2	5	3	35.5
Totals	471	666	622	731	707	605	476			
% of Total	11.01%	15.57%	14.54%	17.09%	16.53%	14.14%	11.13%			

	05/09/2022	to	11/09/2022							
	Monday	Tuesday	Wednesday	Thursday	Friday	Saturday	Sunday	Week	Weekend	Week Day 85%
Hour	05/09/2022	06/09/2022	07/09/2022	08/09/2022	09/09/2022	10/09/2022	11/09/2022	Day Avg	Avg	Avg Speed
0 - 1	1	0	2	1	1	2	2	1	2	35
1 - 2	0	1	0	0	1	0	1	0.4	0.5	30
2 - 3	0	0	1	0	0	1	4	0.2	2.5	30
3 - 4	1	0	1	0	2	0	0	0.8	0	31.67
4 - 5	1	1	2	2	0	1	0	1.2	0.5	38.75
5 - 6	7	5	6	5	3	4	4	5.2	4	35.5
6 - 7	8	11	9	5	10	3	3	8.6	3	33.84
7 - 8	32	32	29	34	31	15	5	31.6	10	33.34
8 - 9	38	37	48	56	43	16	16	44.4	16	32.1
9 - 10	30	48	38	48	36	33	19	40	26	32.46
10 - 11	39	36	26	52	54	34	35	41.4	34.5	31.48
11 - 12	37	47	42	50	58	38	39	46.8	38.5	31.94
12 - 13	35	40	47	37	71	46	43	46	44.5	31.62
13 - 14	30	44	46	39	64	46	43	44.6	44.5	31.76
14 - 15	43	49	41	50	74	33	34	51.4	33.5	32.52
15 - 16	65	68	65	58	97	27	32	70.6	29.5	32.32
16 - 17	74	58	68	64	81	64	43	69	53.5	32.42
17 - 18	64	70	56	58	78	50	30	65.2	40	32.4
18 - 19	45	53	55	47	66	50	33	53.2	41.5	32.78
19 - 20	32	33	44	22	58	33	22	37.8	27.5	30.94
20 - 21	24	24	30	10	28	30	15	23.2	22.5	31.3
21 - 22	12	15	10	13	13	13	10	12.6	11.5	32.1
22 - 23	11	4	9	19	18	7	5	12.2	6	32.84
23 - 24	9	3	5	4	6	9	3	5.4	6	37.5
Totals	638	679	680	674	893	555	441			
% of Total	13.99%	14.89%	14.91%	14.78%	19.58%	12.17%	9.67%			

Incoming Weekly Counts
 Outside Village Hall
 Hall Lane coming into the village from Long Stratton

from Sun-Jul-17-2022-07-00-PM to Wed-Oct-05-2022-02-59-PM

	12/09/2022	to	18/09/2022							
	Monday	Tuesday	Wednesday	Thursday	Friday	Saturday	Sunday	Week	Weekend	Week Day 85%
Hour	12/09/2022	13/09/2022	14/09/2022	15/09/2022	16/09/2022	17/09/2022	18/09/2022	Day Avg	Avg	Avg Speed
0 - 1	0	1	1	2	2	1	8	1.2	4.5	36.25
1 - 2	1	0	2	0	0	2	4	0.6	3	30
2 - 3	1	1	0	0	1	2	1	0.6	1.5	25
3 - 4	2	0	0	1	0	0	1	0.6	0.5	17.5
4 - 5	2	2	1	0	3	0	1	1.6	0.5	30
5 - 6	5	4	3	3	1	0	3	3.2	1.5	34.5
6 - 7	7	14	10	10	7	6	4	9.6	5	31.3
7 - 8	38	34	35	32	37	18	10	35.2	14	34.34
8 - 9	43	52	49	39	40	18	14	44.6	16	32.38
9 - 10	36	39	35	46	40	34	27	39.2	30.5	31.64
10 - 11	23	46	28	22	42	56	37	32.2	46.5	32.12
11 - 12	39	49	38	29	35	54	42	38	48	31.22
12 - 13	29	51	41	45	41	48	45	41.4	46.5	31.7
13 - 14	42	32	44	51	38	55	50	41.4	52.5	32.6
14 - 15	39	48	40	47	51	44	49	45	46.5	32.94
15 - 16	68	60	57	62	78	42	34	65	38	32.2
16 - 17	68	63	67	84	63	51	46	69	48.5	32.54
17 - 18	54	65	77	56	73	47	43	65	45	33.28
18 - 19	42	55	63	68	66	53	37	58.8	45	32.06
19 - 20	19	17	37	40	56	32	24	33.8	28	31.84
20 - 21	14	15	16	26	31	25	18	20.4	21.5	33.62
21 - 22	16	15	17	10	15	15	8	14.6	11.5	35.16
22 - 23	6	5	19	9	13	13	11	10.4	12	34.16
23 - 24	5	6	6	3	14	11	5	6.8	8	38.5
Totals	599	674	686	685	747	627	522			
% of Total	13.19%	14.85%	15.11%	15.09%	16.45%	13.81%	11.5%			

Incoming Weekly Counts
 Outside Village Hall
 Hall Lane coming into the village from Long Stratton

from Sun-Jul-17-2022-07-00-PM to Wed-Oct-05-2022-02-59-PM

	19/09/2022	to	25/09/2022							
	Monday	Tuesday	Wednesday	Thursday	Friday	Saturday	Sunday	Week	Weekend	Week Day 85%
Hour	19/09/2022	20/09/2022	21/09/2022	22/09/2022	23/09/2022	24/09/2022	25/09/2022	Day Avg	Avg	Avg Speed
0 - 1	2	0	0	0	0	0	0	0.4	0	35
1 - 2	1	0	0	0	0	0	0	0.2	0	45
2 - 3	0	0	0	0	0	0	0	0	0	0
3 - 4	0	0	0	0	0	0	0	0	0	0
4 - 5	2	0	0	0	0	0	0	0.4	0	45
5 - 6	4	0	0	0	0	0	0	0.8	0	32.5
6 - 7	2	0	0	0	0	0	0	0.4	0	35
7 - 8	12	0	0	0	0	0	0	2.4	0	33.8
8 - 9	17	0	0	0	0	0	0	3.4	0	31.2
9 - 10	24	0	0	0	0	0	0	4.8	0	33.1
10 - 11	23	0	0	0	0	0	0	4.6	0	35
11 - 12	16	0	0	0	0	0	0	3.2	0	34
12 - 13	11	0	0	0	0	0	0	2.2	0	36.7
13 - 14	10	0	0	0	0	0	0	2	0	33
14 - 15	23	0	0	0	0	0	0	4.6	0	33.6
15 - 16	22	0	0	0	0	0	0	4.4	0	33.9
16 - 17	23	0	0	0	0	0	0	4.6	0	37
17 - 18	39	0	0	0	0	0	0	7.8	0	32.8
18 - 19	28	0	0	0	0	0	0	5.6	0	33.3
19 - 20	7	0	0	0	0	0	0	1.4	0	32.5
20 - 21	0	0	0	0	0	0	0	0	0	0
21 - 22	0	0	0	0	0	0	0	0	0	0
22 - 23	0	0	0	0	0	0	0	0	0	0
23 - 24	0	0	0	0	0	0	0	0	0	0
Totals	266	0	0	0	0	0	0			
% of Total	100%	0%	0%	0%	0%	0%	0%			

	26/09/2022	to	02/10/2022							
	Monday	Tuesday	Wednesday	Thursday	Friday	Saturday	Sunday	Week	Weekend	Week Day 85%
Hour	26/09/2022	27/09/2022	28/09/2022	29/09/2022	30/09/2022	01/10/2022	02/10/2022	Day Avg	Avg	Avg Speed
0 - 1	0	0	0	0	0	0	0	0	0	0
1 - 2	0	0	0	0	0	0	0	0	0	0
2 - 3	0	0	0	0	0	0	0	0	0	0
3 - 4	0	0	0	0	0	0	0	0	0	0
4 - 5	0	0	0	0	0	0	0	0	0	0
5 - 6	0	0	0	0	0	0	0	0	0	0
6 - 7	0	0	0	0	0	0	0	0	0	0
7 - 8	0	0	0	0	0	0	0	0	0	0
8 - 9	0	0	0	0	0	0	0	0	0	0
9 - 10	0	0	0	0	0	0	0	0	0	0
10 - 11	0	0	0	0	0	0	0	0	0	0
11 - 12	0	0	0	0	0	0	0	0	0	0
12 - 13	0	0	0	0	0	0	0	0	0	0
13 - 14	0	0	0	0	0	0	0	0	0	0
14 - 15	0	0	0	0	0	0	0	0	0	0
15 - 16	0	0	0	0	0	0	0	0	0	0
16 - 17	0	0	0	0	0	0	0	0	0	0
17 - 18	0	0	0	0	0	0	0	0	0	0
18 - 19	0	0	0	0	0	0	0	0	0	0
19 - 20	0	0	0	0	0	0	0	0	0	0
20 - 21	0	0	0	0	0	0	0	0	0	0
21 - 22	0	0	0	0	0	0	0	0	0	0
22 - 23	0	0	0	0	0	0	0	0	0	0
23 - 24	0	0	0	0	0	0	0	0	0	0
Totals	0	0	0	0	0	0	0			
% of Total	0%	0%	0%	0%	0%	0%	0%			

	03/10/2022	to	09/10/2022							
	Monday	Tuesday	Wednesday	Thursday	Friday	Saturday	Sunday	Week	Weekend	Week Day 85%
Hour	03/10/2022	04/10/2022	05/10/2022	06/10/2022	07/10/2022	08/10/2022	09/10/2022	Day Avg	Avg	Avg Speed
0 - 1	0	0	0	*	*	*	*	0	0	0
1 - 2	0	0	0	*	*	*	*	0	0	0
2 - 3	0	0	0	*	*	*	*	0	0	0
3 - 4	0	0	0	*	*	*	*	0	0	0
4 - 5	0	0	0	*	*	*	*	0	0	0
5 - 6	0	0	0	*	*	*	*	0	0	0
6 - 7	0	0	0	*	*	*	*	0	0	0
7 - 8	0	0	0	*	*	*	*	0	0	0
8 - 9	0	0	0	*	*	*	*	0	0	0
9 - 10	0	0	0	*	*	*	*	0	0	0
10 - 11	0	0	0	*	*	*	*	0	0	0
11 - 12	0	0	0	*	*	*	*	0	0	0
12 - 13	0	0	0	*	*	*	*	0	0	0
13 - 14	0	0	0	*	*	*	*	0	0	0
14 - 15	0	0	0	*	*	*	*	0	0	0
15 - 16	0	0	*	*	*	*	*	0	0	0
16 - 17	0	0	*	*	*	*	*	0	0	0
17 - 18	0	0	*	*	*	*	*	0	0	0
18 - 19	0	0	*	*	*	*	*	0	0	0
19 - 20	0	0	*	*	*	*	*	0	0	0
20 - 21	0	0	*	*	*	*	*	0	0	0
21 - 22	0	0	*	*	*	*	*	0	0	0
22 - 23	0	0	*	*	*	*	*	0	0	0
23 - 24	0	0	*	*	*	*	*	0	0	0
Totals	0	0	0	0	0	0	0			
% of Total	0%	0%	0%	0%	0%	0%	0%			

Incoming Monthly Counts

Outside Village Hall

from Sun-Jul-17-2022-07-00-PM to Wed-Oct-05-2022-02-59-PM

Hall Lane coming into the village from Long Stratton

Hour	Jul 2022							Week Day Avg	Weekend Avg	Week Day 85% Avg Speed
	Monday	Tuesday	Wednesday	Thursday	Friday	Saturday	Sunday			
0 - 1	1	2	3	3	2	10	15	2.2	12.5	35
1 - 2	3	2	3	3	3	7	8	2.8	7.5	41
2 - 3	0	0	2	0	0	3	2	0.4	2.5	30
3 - 4	1	1	1	2	2	4	0	1.4	2	26
4 - 5	6	7	6	2	6	3	2	5.4	2.5	37.5
5 - 6	16	16	21	13	12	4	8	15.6	6	36.8
6 - 7	15	18	19	20	19	12	4	18.2	8	38.22
7 - 8	70	54	76	59	62	16	3	64.2	9.5	34.18
8 - 9	63	67	70	82	87	51	36	73.8	43.5	32.98
9 - 10	78	81	68	81	71	63	44	75.8	53.5	32.2
10 - 11	70	69	84	82	73	82	81	75.6	81.5	32.4
11 - 12	87	76	97	84	97	115	79	88.2	97	32.84
12 - 13	97	82	105	97	96	103	93	95.4	98	32.24
13 - 14	79	89	109	94	102	73	80	94.6	76.5	33.68
14 - 15	90	82	86	113	115	80	71	97.2	75.5	33.02
15 - 16	97	121	110	124	123	101	65	115	83	33
16 - 17	130	120	126	141	127	123	61	128.8	92	33.02
17 - 18	111	94	127	131	138	89	47	120.2	68	33.32
18 - 19	78	65	96	110	118	72	56	93.4	64	33.76
19 - 20	54	53	78	68	80	80	76	66.6	78	33.98
20 - 21	51	41	48	36	53	49	48	45.8	48.5	34.32
21 - 22	44	24	27	44	30	33	35	33.8	34	32.6
22 - 23	16	26	29	33	28	35	30	26.4	32.5	34.56
23 - 24	9	16	18	6	18	18	6	13.4	12	35.5
Totals	1266	1206	1409	1428	1462	1226	950			
% of Total	14.15%	13.48%	15.75%	15.96%	16.34%	13.7%	10.62%			

Incoming Monthly Counts

Outside Village Hall

Hall Lane coming into the village from Long Stratton

from Sun-Jul-17-2022-07-00-PM to Wed-Oct-05-2022-02-59-PM

Hour	Aug 2022							Week	Weekend	Week Day 85%
	Monday	Tuesday	Wednesday	Thursday	Friday	Saturday	Sunday	Day Avg	Avg	Avg Speed
0 - 1	10	7	8	3	8	14	31	7.2	22.5	36
1 - 2	9	1	2	3	6	7	12	4.2	9.5	36.5
2 - 3	0	0	1	0	4	6	13	1	9.5	32.5
3 - 4	0	5	2	3	2	0	3	2.4	1.5	30.62
4 - 5	10	8	13	9	4	6	7	8.8	6.5	39.66
5 - 6	33	45	34	33	32	16	18	35.4	17	35.92
6 - 7	51	56	66	44	44	28	7	52.2	17.5	35.22
7 - 8	138	120	147	111	92	47	28	121.6	37.5	34.22
8 - 9	179	164	168	155	134	86	56	160	71	32.78
9 - 10	154	156	190	138	134	129	100	154.4	114.5	32.34
10 - 11	169	183	204	145	145	191	151	169.2	171	31.06
11 - 12	202	223	215	187	176	201	150	200.6	175.5	31.46
12 - 13	207	224	209	186	219	203	180	209	191.5	32.26
13 - 14	224	259	220	176	211	171	154	218	162.5	32.58
14 - 15	229	228	219	195	176	192	154	209.4	173	32.78
15 - 16	254	257	279	210	219	158	140	243.8	149	32.28
16 - 17	284	290	272	243	236	208	154	265	181	33.08
17 - 18	290	314	327	249	279	213	128	291.8	170.5	33.18
18 - 19	254	280	277	227	205	144	123	248.6	133.5	33.38
19 - 20	141	146	178	148	163	147	96	155.2	121.5	32.92
20 - 21	109	110	113	119	98	102	72	109.8	87	32.74
21 - 22	67	64	78	79	73	69	57	72.2	63	34.08
22 - 23	40	75	57	56	83	62	33	62.2	47.5	34.64
23 - 24	23	33	41	24	30	32	21	30.2	26.5	37.7
Totals	3077	3248	3320	2743	2773	2432	1888			
% of Total	15.79%	16.67%	17.04%	14.08%	14.23%	12.48%	9.69%			

Incoming Monthly Counts
 Outside Village Hall
 Hall Lane coming into the village from Long Stratton

from Sun-Jul-17-2022-07-00-PM to Wed-Oct-05-2022-02-59-PM

Hour	Sep 2022							Week Day Avg	Weekend Avg	Week Day 85% Avg Speed
	Monday	Tuesday	Wednesday	Thursday	Friday	Saturday	Sunday			
0 - 1	3	1	3	4	9	7	21	4	14	36.5
1 - 2	2	1	2	0	1	5	10	1.2	7.5	33.75
2 - 3	1	1	1	1	1	4	8	1	6	27
3 - 4	3	0	1	3	5	0	3	2.4	1.5	31.25
4 - 5	5	3	3	4	3	3	2	3.6	2.5	42.5
5 - 6	16	9	9	12	7	8	13	10.6	10.5	37.5
6 - 7	17	25	19	25	27	10	9	22.6	9.5	33.64
7 - 8	82	66	64	90	88	48	25	78	36.5	33.9
8 - 9	98	89	97	133	113	57	43	106	50	32
9 - 10	90	87	73	133	106	99	76	97.8	87.5	32
10 - 11	85	82	54	115	131	147	110	93.4	128.5	31.9
11 - 12	92	96	80	112	139	133	114	103.8	123.5	31.46
12 - 13	75	91	88	135	155	141	124	108.8	132.5	32.32
13 - 14	82	76	90	150	156	157	132	110.8	144.5	32.52
14 - 15	105	97	81	164	169	124	121	123.2	122.5	32.86
15 - 16	155	128	122	173	227	95	102	161	98.5	32.46
16 - 17	165	121	135	224	209	165	124	170.8	144.5	32.76
17 - 18	157	135	133	181	234	143	101	168	122	33.14
18 - 19	115	108	118	171	208	161	101	144	131	32.78
19 - 20	58	50	81	106	156	110	82	90.2	96	32.46
20 - 21	38	39	46	63	92	79	57	55.6	68	33.24
21 - 22	28	30	27	42	36	38	28	32.6	33	34.96
22 - 23	17	9	28	40	47	29	23	28.2	26	34.34
23 - 24	14	9	11	9	28	24	10	14.2	17	38.26
Totals	1503	1353	1366	2090	2347	1787	1439			
% of Total	12.65%	11.38%	11.49%	17.59%	19.75%	15.04%	12.11%			

Hour	Oct 2022							Week Day Avg	Weekend Avg	Week Day 85% Avg Speed
	Monday	Tuesday	Wednesday	Thursday	Friday	Saturday	Sunday			
0 - 1	0	0	0	*	*	0	0	0	0	0
1 - 2	0	0	0	*	*	0	0	0	0	0
2 - 3	0	0	0	*	*	0	0	0	0	0
3 - 4	0	0	0	*	*	0	0	0	0	0
4 - 5	0	0	0	*	*	0	0	0	0	0
5 - 6	0	0	0	*	*	0	0	0	0	0
6 - 7	0	0	0	*	*	0	0	0	0	0
7 - 8	0	0	0	*	*	0	0	0	0	0
8 - 9	0	0	0	*	*	0	0	0	0	0
9 - 10	0	0	0	*	*	0	0	0	0	0
10 - 11	0	0	0	*	*	0	0	0	0	0
11 - 12	0	0	0	*	*	0	0	0	0	0
12 - 13	0	0	0	*	*	0	0	0	0	0
13 - 14	0	0	0	*	*	0	0	0	0	0
14 - 15	0	0	0	*	*	0	0	0	0	0
15 - 16	0	0	*	*	*	0	0	0	0	0
16 - 17	0	0	*	*	*	0	0	0	0	0
17 - 18	0	0	*	*	*	0	0	0	0	0
18 - 19	0	0	*	*	*	0	0	0	0	0
19 - 20	0	0	*	*	*	0	0	0	0	0
20 - 21	0	0	*	*	*	0	0	0	0	0
21 - 22	0	0	*	*	*	0	0	0	0	0
22 - 23	0	0	*	*	*	0	0	0	0	0
23 - 24	0	0	*	*	*	0	0	0	0	0
Totals	0	0	0	0	0	0	0			
% of Total	0%	0%	0%	0%	0%	0%	0%			

Incoming Weekly Speeds
 Outside Village Hall
 Hall Lane coming into the village from Long Stratton

from Sun-Jul-17-2022-07-00-PM to Wed-Oct-05-2022-02-59-PM

	11/07/2022	to	17/07/2022							
	Monday	Tuesday	Wednesday	Thursday	Friday	Saturday	Sunday	Week	Weekend	Week Day 85%
Hour	11/07/2022	12/07/2022	13/07/2022	14/07/2022	15/07/2022	16/07/2022	17/07/2022	Day Avg	Avg	Avg Speed
0 - 1	*	*	*	*	*	*	*	*	*	0
1 - 2	*	*	*	*	*	*	*	*	*	0
2 - 3	*	*	*	*	*	*	*	*	*	0
3 - 4	*	*	*	*	*	*	*	*	*	0
4 - 5	*	*	*	*	*	*	*	*	*	0
5 - 6	*	*	*	*	*	*	*	*	*	0
6 - 7	*	*	*	*	*	*	*	*	*	0
7 - 8	*	*	*	*	*	*	*	*	*	0
8 - 9	*	*	*	*	*	*	*	*	*	0
9 - 10	*	*	*	*	*	*	*	*	*	0
10 - 11	*	*	*	*	*	*	*	*	*	0
11 - 12	*	*	*	*	*	*	*	*	*	0
12 - 13	*	*	*	*	*	*	*	*	*	0
13 - 14	*	*	*	*	*	*	*	*	*	0
14 - 15	*	*	*	*	*	*	*	*	*	0
15 - 16	*	*	*	*	*	*	*	*	*	0
16 - 17	*	*	*	*	*	*	*	*	*	0
17 - 18	*	*	*	*	*	*	*	*	*	0
18 - 19	*	*	*	*	*	*	*	*	*	0
19 - 20	*	*	*	*	*	*	29.93	0	29.93	0
20 - 21	*	*	*	*	*	*	26.76	0	26.76	0
21 - 22	*	*	*	*	*	*	26.18	0	26.18	0
22 - 23	*	*	*	*	*	*	29	0	29	0
23 - 24	*	*	*	*	*	*	35.33	0	35.33	0
Totals	0	0	0	0	0	0	147.2			
% of Total	0%	0%	0%	0%	0%	0%	100%			

Incoming Weekly Speeds
 Outside Village Hall
 Hall Lane coming into the village from Long Stratton

from Sun-Jul-17-2022-07-00-PM to Wed-Oct-05-2022-02-59-PM

	18/07/2022	to	24/07/2022							
	Monday	Tuesday	Wednesday	Thursday	Friday	Saturday	Sunday	Week	Weekend	Week Day 85%
Hour	18/07/2022	19/07/2022	20/07/2022	21/07/2022	22/07/2022	23/07/2022	24/07/2022	Day Avg	Avg	Avg Speed
0 - 1	32	39.5	0	27	27	33.25	26	32	29.22	35
1 - 2	27	32	32	32	34.5	32	32	32	32	35
2 - 3	0	0	24.5	0	0	0	37	24.5	37	30
3 - 4	7	0	0	0	0	33.25	0	7	33.25	10
4 - 5	34.5	32	29.5	27	33.25	7	22	32	17	37
5 - 6	33.5	32.1	29.75	30.33	33	34.5	32	31.66	32.83	36
6 - 7	28	27.62	29.46	29.6	27.12	34.5	37	28.56	35	34.16
7 - 8	28.59	29.59	28.04	28.36	29.94	31	32	28.83	31.17	33.84
8 - 9	28.35	27.59	28.14	27.42	26.2	27.24	25.94	27.46	26.68	32.84
9 - 10	26.92	27.76	27.3	22.47	24.24	27.2	26.79	25.91	27.07	31.82
10 - 11	28.9	26.56	25.88	24.41	27.55	26.74	27.56	26.56	27.22	31.68
11 - 12	28.16	26.12	25.46	24.52	27	27.31	27.02	26.18	27.18	31.94
12 - 13	27.85	28.11	26.41	25.37	27.33	27.88	28.62	26.91	28.26	31.84
13 - 14	30.66	28.56	28.29	29.18	29.63	27.26	29.85	29.19	28.46	34.08
14 - 15	28.41	29.59	27.73	27.63	28.28	27.96	29.34	28.27	28.56	33.54
15 - 16	27.35	28.82	29.46	26.08	25.04	25.96	29.55	27.29	27.32	32.48
16 - 17	28.15	29.82	27.47	29.46	27.43	28.98	30.5	28.46	29.61	33.32
17 - 18	29.55	30.1	28.97	27.62	27.34	26.26	29.48	28.51	27.21	33.54
18 - 19	28.61	30.17	29.31	29.51	28.29	27.97	29.37	29.02	28.57	34
19 - 20	30.11	28.59	29.48	30.19	28.98	29.21	29.73	29.43	29.46	34.42
20 - 21	27.03	29.9	30.41	26.29	30.15	28.04	28.4	28.88	28.18	34.28
21 - 22	26.32	27.22	27.25	28.89	29.5	28.74	26.53	27.86	27.87	32.48
22 - 23	30.38	33.93	27.81	28.48	30.73	27.76	31.38	29.99	28.92	35.4
23 - 24	27.33	33.67	29.6	32	28.67	28.25	32	29.96	28.67	35.66
Totals	644.6	659.4	622.3	613.9	630.8	648.2	679.9			
% of Total	14.33%	14.66%	13.83%	13.64%	14.02%	14.41%	15.11%			

Incoming Weekly Speeds
 Outside Village Hall
 Hall Lane coming into the village from Long Stratton

from Sun-Jul-17-2022-07-00-PM to Wed-Oct-05-2022-02-59-PM

	25/07/2022	to	31/07/2022							
	Monday	Tuesday	Wednesday	Thursday	Friday	Saturday	Sunday	Week	Weekend	Week Day 85%
Hour	25/07/2022	26/07/2022	27/07/2022	28/07/2022	29/07/2022	30/07/2022	31/07/2022	Day Avg	Avg	Avg Speed
0 - 1	0	0	27	22	32	24.83	27.2	27	26.31	30
1 - 2	39.5	32	37	32	32	34.5	27	35.57	31.29	40
2 - 3	0	0	0	0	0	27.33	32	0	28.5	0
3 - 4	0	27	27	24.5	24.5	0	0	25.33	0	30
4 - 5	27	29.2	22.25	37	39.5	32	0	28.69	32	34.5
5 - 6	30.5	33.67	32.22	28.57	31.33	29.5	31	31.26	30.5	36.66
6 - 7	33.22	32	33.67	30.2	35.73	30.12	22	32.96	27.91	40.96
7 - 8	30.19	30.96	28.2	31.6	28.58	29.36	19.5	29.8	27.85	34.76
8 - 9	29.03	27.57	28.14	27.85	26.58	26.97	28.35	27.79	27.52	33.18
9 - 10	28.7	27.54	26.52	25.87	25.13	27.12	25.77	26.69	26.48	32.7
10 - 11	28.19	26.92	26.53	27.97	28.52	28.47	27.21	27.6	27.93	32.84
11 - 12	27.16	26.65	26.19	28.62	27.76	28.79	28.14	27.23	28.55	33.36
12 - 13	27.75	27.75	26.27	24.57	27.89	28.29	26.85	26.91	27.66	32.38
13 - 14	28.68	26.36	27.25	28.64	26.67	26.57	25.28	27.52	25.83	33.08
14 - 15	27.43	28.16	27.39	26.68	27.46	28.29	24.61	27.39	26.42	32.42
15 - 16	28.69	26.85	28.85	28.3	29.08	27.87	19.34	28.27	24.42	33.3
16 - 17	26.91	27.48	29.09	27.42	28.04	27.09	19.67	27.74	25.13	32.38
17 - 18	28.5	28.75	27.02	26.38	28.9	26.9	17.81	27.97	23.26	32.82
18 - 19	29.26	27.95	28.65	28.49	27.92	28.42	20.93	28.48	25.08	33.52
19 - 20	29.77	27.62	25.98	28.65	27.47	26.89	29.33	27.71	27.76	33.42
20 - 21	29.68	29.86	29.69	29	27.16	30.33	29.58	29.15	30.08	34.46
21 - 22	27.11	29.53	24.93	28.96	25.7	30.6	31.56	27.55	31.05	32.14
22 - 23	28.38	29.5	25.77	29.92	22.53	27.17	29.67	26.74	28.17	33.26
23 - 24	29.5	27.15	31.38	34.5	22.25	25.3	32	27.24	26.42	35.16
Totals	615.3	630.7	646.9	657.8	652.7	652.8	574.9			
% of Total	13.89%	14.23%	14.6%	14.85%	14.73%	14.73%	12.97%			

Incoming Weekly Speeds
 Outside Village Hall
 Hall Lane coming into the village from Long Stratton

from Sun-Jul-17-2022-07-00-PM to Wed-Oct-05-2022-02-59-PM

	01/08/2022	to	07/08/2022							
	Monday	Tuesday	Wednesday	Thursday	Friday	Saturday	Sunday	Week	Weekend	Week Day 85%
Hour	01/08/2022	02/08/2022	03/08/2022	04/08/2022	05/08/2022	06/08/2022	07/08/2022	Day Avg	Avg	Avg Speed
0 - 1	22	32	32	0	29.5	28	32.2	27.62	30.1	35
1 - 2	17	0	0	37	37	22	30	30.33	28.67	33.33
2 - 3	0	0	0	0	19.5	0	37	19.5	37	35
3 - 4	0	32	0	0	0	0	0	32	0	35
4 - 5	37	37	29.5	37	0	27	37	34.5	33.67	38.75
5 - 6	28.78	27.67	29	35.71	32	33.25	32	30.46	32.83	35.66
6 - 7	29	31.5	27.92	29.67	34.22	34	22	30.1	32.91	37.1
7 - 8	27.91	29.11	29.62	29.87	29.43	26.15	29.75	29.15	27.52	34.5
8 - 9	27.52	27	26.83	27.58	25.94	27.35	28.61	26.97	27.95	32.34
9 - 10	26.86	27.08	27.37	26.68	28.55	24.93	28.86	27.36	27.08	32.18
10 - 11	26.31	27.15	23.97	22.45	25.28	27.45	26.09	25.12	26.86	30.36
11 - 12	26.8	27.05	24.31	23.05	27.62	27.78	26.78	25.57	27.41	30.54
12 - 13	25.83	26.22	27.91	26.84	26.32	22.48	27.26	26.54	24.62	31.52
13 - 14	27.05	27	26.84	26.56	27.98	26.29	28.35	27.04	27.31	32.38
14 - 15	27.28	28.03	28.57	27.31	27.16	26.86	26.76	27.67	26.82	33.04
15 - 16	26.94	28.1	27.72	26.17	26.55	28.33	27.66	27.07	28.04	32.28
16 - 17	28.4	29.15	27.33	28.71	28.17	26.76	27.05	28.38	26.87	33.06
17 - 18	27.13	28.43	27.76	28.19	25.34	29.19	25.04	27.36	27.85	32.34
18 - 19	28.23	27.67	27.96	26.61	27.4	28.38	27.06	27.55	27.71	32.66
19 - 20	29.26	30.04	31	27.48	27.82	27.51	26.48	29.04	27.16	34.02
20 - 21	29.58	26.05	26.14	28.64	28.56	28.39	26.95	27.82	27.74	32.92
21 - 22	30.53	28.07	27.57	27.37	28.13	29.47	30.23	28.21	29.78	35.16
22 - 23	29.5	28	27.55	30.79	30.94	27.22	30.1	29.78	28.74	33.9
23 - 24	33.67	33	33	33.38	24.5	29.86	38.5	32.59	33	37.76
Totals	612.5	637.1	589.8	607.1	617.8	608.9	671.9			
% of Total	14.1%	14.66%	13.57%	13.97%	14.22%	14.01%	15.46%			

Incoming Weekly Speeds
 Outside Village Hall
 Hall Lane coming into the village from Long Stratton

from Sun-Jul-17-2022-07-00-PM to Wed-Oct-05-2022-02-59-PM

	08/08/2022	to	14/08/2022							
	Monday	Tuesday	Wednesday	Thursday	Friday	Saturday	Sunday	Week	Weekend	Week Day 85%
Hour	08/08/2022	09/08/2022	10/08/2022	11/08/2022	12/08/2022	13/08/2022	14/08/2022	Day Avg	Avg	Avg Speed
0 - 1	27.33	33.67	0	27	28.67	30.33	28	29.6	28.78	33.75
1 - 2	29.5	32	24.5	32	29.5	32	28.25	29	30.12	34.5
2 - 3	0	0	0	0	0	22	38.67	0	34.5	0
3 - 4	0	27	27	7	27.5	0	32	23.2	32	25
4 - 5	39.5	37	47	32	42	32	27	39.78	29.5	47
5 - 6	32.6	31.17	30.25	34.2	28.89	26	26.17	31.56	26.09	36.84
6 - 7	29.29	28.47	28.69	29.47	32.57	31	28.67	29.64	30.12	37.1
7 - 8	29.44	28.19	28.74	29	28.53	26.87	29.14	28.79	27.59	34.34
8 - 9	28.89	27.06	26.69	28.64	28.05	26.15	27.5	27.86	26.65	33.36
9 - 10	28.02	23.93	27.94	26.87	27.85	27.71	25.7	27.03	26.89	32.1
10 - 11	27.09	24.91	26.35	25.02	25.93	27.28	28.13	25.83	27.68	30.86
11 - 12	26.13	25.51	26.07	26.64	27.73	28.1	27.46	26.38	27.82	31.42
12 - 13	27.51	25.53	28.17	27	27.9	26.08	28.71	27.23	27.31	32.12
13 - 14	27.72	25.4	28.17	26.78	27.33	28.02	28.64	27.09	28.3	32.62
14 - 15	27.38	26.57	26.42	27.76	29	28.23	29.64	27.42	28.83	32.36
15 - 16	27.96	28.02	27.8	26.68	28.58	28.72	28.76	27.9	28.74	32.44
16 - 17	27.41	26.44	28.85	28.43	28.02	27.76	27.19	27.84	27.52	33.2
17 - 18	29.54	28.97	28.34	28.86	28.68	28.52	26.48	28.84	27.72	33.58
18 - 19	28.85	29.67	27.98	27.8	30.06	29.93	27.81	28.79	28.73	33.94
19 - 20	26.9	27.04	27.41	28.03	28.31	27.22	25.84	27.65	26.75	32.68
20 - 21	27.35	26.95	27.92	28.48	28.89	28.14	25.87	27.99	27.36	33.84
21 - 22	29.88	27.92	25	29.75	26.42	27.53	29.2	27.6	28.49	33.76
22 - 23	36.17	30.81	31.1	30.65	28.07	29.2	29	30.68	29.13	36.36
23 - 24	27.83	28.83	34.5	27.33	28.64	28.17	32.86	29.31	30.69	34.26
Totals	642.1	651.1	634.8	635.4	667.1	646.8	686.7			
% of Total	14.07%	14.27%	13.91%	13.92%	14.62%	14.17%	15.05%			

Incoming Weekly Speeds
 Outside Village Hall
 Hall Lane coming into the village from Long Stratton

from Sun-Jul-17-2022-07-00-PM to Wed-Oct-05-2022-02-59-PM

	15/08/2022	to	21/08/2022							
	Monday	Tuesday	Wednesday	Thursday	Friday	Saturday	Sunday	Week	Weekend	Week Day 85%
Hour	15/08/2022	16/08/2022	17/08/2022	18/08/2022	19/08/2022	20/08/2022	21/08/2022	Day Avg	Avg	Avg Speed
0 - 1	32	27	32	32	0	30.33	30.82	30.75	30.71	33.75
1 - 2	29.5	0	0	32	37	32	32	31.17	32	35.83
2 - 3	0	0	0	0	24.5	27.2	29.5	24.5	28.22	30
3 - 4	0	0	0	7	0	0	27	7	27	10
4 - 5	39.5	29	29.75	33.25	32	19.5	32	32.14	23.67	36.5
5 - 6	33	33	31.5	29.22	29.62	30	27.2	31.17	28.6	37.5
6 - 7	29.5	28.31	28.64	29.89	31.2	31.5	22	29.37	30.44	34.04
7 - 8	27.41	28	28.57	28.31	29.67	29.6	26	28.28	28.4	33.62
8 - 9	27.38	26.03	27.9	28.93	26.47	26.75	25.64	27.27	26.29	31.62
9 - 10	26.58	27.17	26.3	28.89	28.15	25.47	28	27.41	26.31	32.64
10 - 11	26.59	28.06	25.2	24.06	26.21	26.87	27.06	25.94	26.94	31.14
11 - 12	27	27.78	25.71	27.83	26.78	23.26	27.3	27.08	25.11	32.1
12 - 13	27.02	26.92	26.56	27.67	27.18	21.63	28.24	27.06	24.58	32.26
13 - 14	27.65	27.96	27.56	26.97	27.94	27.26	29	27.67	28.01	32.9
14 - 15	27.82	27	27.98	27.91	28.13	27.28	28.24	27.75	27.72	32.74
15 - 16	27.6	27.29	28.19	27.31	27.53	25.25	30.64	27.62	28.1	32.52
16 - 17	26.83	27.76	28.68	28.57	27.38	26.7	28.83	27.88	27.62	32.62
17 - 18	27.49	27.95	27.77	28.34	27.71	27.87	28.44	27.84	28.08	32.84
18 - 19	27.9	28.27	28.65	27.4	28.97	27.1	26.37	28.25	26.84	33.36
19 - 20	27.12	29.71	26.65	27.91	29.81	27.86	27.07	28.1	27.52	32.92
20 - 21	26.83	26.48	27	28.67	27.45	28.79	28.38	27.32	28.61	31.24
21 - 22	30.44	28.57	27.64	29	28.38	25.9	31	28.71	27.91	34.2
22 - 23	30	30.7	29	29.62	30.31	30.12	30.12	30.11	30.12	34.06
23 - 24	28.57	30.73	33	39.2	29.86	27.64	34	31.53	29	38.82
Totals	633.7	593.9	594.5	649.9	632.4	626	684.7			
% of Total	14.35%	13.45%	13.47%	14.72%	14.32%	14.18%	15.51%			

Incoming Weekly Speeds
 Outside Village Hall
 Hall Lane coming into the village from Long Stratton

from Sun-Jul-17-2022-07-00-PM to Wed-Oct-05-2022-02-59-PM

	22/08/2022	to	28/08/2022							
	Monday	Tuesday	Wednesday	Thursday	Friday	Saturday	Sunday	Week	Weekend	Week Day 85%
Hour	22/08/2022	23/08/2022	24/08/2022	25/08/2022	26/08/2022	27/08/2022	28/08/2022	Day Avg	Avg	Avg Speed
0 - 1	42	0	27	42	25.33	32.33	30	30.57	30.58	38.75
1 - 2	32	0	0	0	0	27	22	32	24.5	35
2 - 3	0	0	32	0	0	0	28.2	32	28.2	35
3 - 4	0	24.5	32	22	0	0	37	25.75	37	30
4 - 5	29.75	32	32	32	32	22	30.67	31.1	27.2	36.5
5 - 6	32	31.29	27.2	32.29	32.12	32	31	31.13	31.29	37
6 - 7	29.5	24.92	29.2	31	30.82	30	29.5	28.97	29.86	33.76
7 - 8	28.97	28.91	29.32	29.3	29.55	28.67	26.5	29.23	27.65	34.62
8 - 9	27.3	28.15	27.7	28.43	27.62	27.47	32.12	27.87	28.85	32.94
9 - 10	27.97	26.31	25.66	27.15	24.88	26.9	27.62	26.32	27.22	31.42
10 - 11	27.03	26.26	23.95	25.74	28	25.98	27.82	26.06	26.81	31.06
11 - 12	28.52	25.86	25.27	26.71	27.43	25.67	25.33	26.75	25.52	31.56
12 - 13	28.62	26.57	27.29	28.39	26.25	26.84	27.6	27.36	27.22	32.36
13 - 14	27.74	26.3	27.64	26.39	27.49	27.31	28.43	27.14	27.88	31.9
14 - 15	26.96	27.84	27.82	27.91	26.6	28.32	26.93	27.44	27.68	32.34
15 - 16	28.55	24.27	27.75	26.39	25.85	29.62	28.77	26.47	29.23	31.7
16 - 17	27.66	26.96	26.4	28.56	28.09	27.11	27.63	27.57	27.35	32.88
17 - 18	28.89	28.64	28.97	29.28	28.3	27.15	28.02	28.79	27.5	33.8
18 - 19	28.03	28.28	28.55	28.37	27.1	28.54	28.07	28.09	28.34	33.38
19 - 20	28.24	27.39	25.88	26.65	25.92	27.91	29.52	26.78	28.66	31.4
20 - 21	28.74	25.3	27.96	29.56	27.52	29.73	28	27.8	28.97	32.74
21 - 22	27.25	28.08	28.16	29.29	31	30.73	30.36	28.66	30.58	33.7
22 - 23	28.36	29.71	30.62	28.33	26.39	28.12	27.25	28.44	27.95	33.28
23 - 24	33.25	33	30.12	29	25.33	28.88	28.57	30.4	28.73	37
Totals	647.3	580.6	648.5	634.7	583.4	618.1	686.8			
% of Total	14.71%	13.2%	14.74%	14.43%	13.26%	14.05%	15.61%			

Incoming Weekly Speeds
 Outside Village Hall
 Hall Lane coming into the village from Long Stratton

from Sun-Jul-17-2022-07-00-PM to Wed-Oct-05-2022-02-59-PM

	29/08/2022	to	04/09/2022							
	Monday	Tuesday	Wednesday	Thursday	Friday	Saturday	Sunday	Week	Weekend	Week Day 85%
Hour	29/08/2022	30/08/2022	31/08/2022	01/09/2022	02/09/2022	03/09/2022	04/09/2022	Day Avg	Avg	Avg Speed
0 - 1	29.5	32	15.33	27	30.33	34.5	29.73	27	31	32
1 - 2	42	0	0	0	0	29	28.4	42	28.62	45
2 - 3	0	0	0	27	0	27	25.33	27	25.75	30
3 - 4	0	32	0	17	35.33	0	29.5	28.67	29.5	41.67
4 - 5	7	32	30.33	39.5	0	22	22	29.86	22	31.25
5 - 6	29.5	26.77	29	33.25	33.67	29.5	32.83	29.15	31.5	35.92
6 - 7	22	30.14	31.38	26.6	30.7	32	37	28.97	35.33	34
7 - 8	30.6	28.67	28.88	29.75	29.15	29.27	28.2	29.21	28.84	34.82
8 - 9	27.54	28.44	27.46	22.13	27.73	29.39	27.62	26.41	28.75	31.66
9 - 10	27.82	25.85	25.39	24.05	27.1	28.16	27.43	25.75	27.81	31.24
10 - 11	28.36	26.19	24.97	21.17	27.37	27.72	28.34	25.29	27.97	30.96
11 - 12	26	25.61	24.77	23.33	25.5	28.49	28.3	25.09	28.41	29.38
12 - 13	25.66	27.87	26.08	26.94	24.95	26.89	28.89	26.38	27.76	32.02
13 - 14	27.47	26.48	27.9	26.62	26.56	27.96	28.41	26.91	28.15	32.7
14 - 15	26.68	28.12	28.46	26.19	27.05	28.38	27.63	27.24	28.05	32.3
15 - 16	26.42	26.19	28.81	24.92	28.4	27.81	28.5	26.87	28.21	31.8
16 - 17	27.95	27.17	26.88	26.3	28.28	28.3	27.83	27.25	28.11	32.72
17 - 18	27.84	26.58	27.61	29.31	27.6	27.83	27.71	27.79	27.78	33.08
18 - 19	28	28.84	27.05	28.14	27.61	27.95	31	27.91	29.01	33.16
19 - 20	27.54	25.35	27.8	28.45	27.6	27.93	28.19	27.37	28.05	31.74
20 - 21	25.78	25.64	27.19	28.19	27.42	26.58	29.71	26.98	28.15	31.88
21 - 22	29.6	30.36	31.15	30.68	27.62	27.7	31.6	30.15	29.65	34.78
22 - 23	28.57	29	28.45	30.33	27.44	29.33	33.43	28.68	31.12	33.5
23 - 24	30.33	31.33	31.33	29.5	30.25	29.5	34.5	30.72	31.17	35.5
Totals	602.2	620.6	576.5	626.3	597.5	653.2	701.8			
% of Total	13.75%	14.18%	13.17%	14.31%	13.65%	14.92%	16.03%			

	05/09/2022	to	11/09/2022							
	Monday	Tuesday	Wednesday	Thursday	Friday	Saturday	Sunday	Week	Weekend	Week Day 85%
Hour	05/09/2022	06/09/2022	07/09/2022	08/09/2022	09/09/2022	10/09/2022	11/09/2022	Day Avg	Avg	Avg Speed
0 - 1	32	0	34.5	32	27	34.5	24.5	32	29.5	35
1 - 2	0	27	0	0	27	0	22	27	22	30
2 - 3	0	0	27	0	0	32	23.25	27	25	30
3 - 4	27	0	27	0	19.5	0	0	23.25	0	31.67
4 - 5	42	37	39.5	19.5	0	7	0	32.83	7	38.75
5 - 6	32.29	28	29.5	30	27	34.5	26	29.77	30.25	35.5
6 - 7	29	30.73	29.22	24	27.6	28.67	30.33	28.58	29.5	33.84
7 - 8	28.06	27.28	31.03	27.94	28.74	29.73	27	28.56	29.05	33.34
8 - 9	27.61	27	26	27.04	26.44	29.06	25.56	26.79	27.31	32.1
9 - 10	27.1	26.79	27.84	25.88	28.5	25.03	28.79	27.13	26.4	32.46
10 - 11	25.54	28.03	26.81	27	25.54	27.44	25.71	26.5	26.57	31.48
11 - 12	26.24	27.13	26.9	26.72	28.03	27.55	27.08	27.09	27.31	31.94
12 - 13	25	27.95	25.79	26.92	29.37	26.3	27.88	27.33	27.07	31.62
13 - 14	24.8	27.05	27.96	27.46	27.52	26.98	28.79	27.14	27.85	31.76
14 - 15	27.53	29.1	26.95	27.18	28.66	28.36	27.41	28	27.88	32.52
15 - 16	27.42	28.6	26.08	27.29	27.97	28.67	28.69	27.53	28.68	32.32
16 - 17	27.45	28.31	25.71	27.95	29.59	27.36	26.67	27.85	27.08	32.42
17 - 18	27.97	27.86	24.89	28.57	27.94	26.72	27.73	27.52	27.1	32.4
18 - 19	29.84	26.85	27.27	23.96	28.27	27.36	28.88	27.29	27.96	32.78
19 - 20	27.97	26.18	28.16	17.82	28.26	28	28.45	26.61	28.18	30.94
20 - 21	29.17	26.92	25.47	20.2	28.5	27.97	28.67	26.81	28.2	31.3
21 - 22	26.75	29.07	28.1	24.08	27.85	30.15	28	27.19	29.22	32.1
22 - 23	28	27	28.11	27.63	29.33	30.57	34	28.23	32	32.84
23 - 24	29.78	30.33	35	32	31.17	33.22	40.33	31.44	35	37.5
Totals	628.5	594.1	654.9	551.2	609.7	617.4	615.8			
% of Total	14.71%	13.91%	15.33%	12.9%	14.27%	14.45%	14.42%			

Incoming Weekly Speeds
 Outside Village Hall
 Hall Lane coming into the village from Long Stratton

from Sun-Jul-17-2022-07-00-PM to Wed-Oct-05-2022-02-59-PM

	12/09/2022	to	18/09/2022							
	Monday	Tuesday	Wednesday	Thursday	Friday	Saturday	Sunday	Week	Weekend	Week Day 85%
Hour	12/09/2022	13/09/2022	14/09/2022	15/09/2022	16/09/2022	17/09/2022	18/09/2022	Day Avg	Avg	Avg Speed
0 - 1	0	37	32	29.5	27	42	29.5	30.33	30.89	36.25
1 - 2	27	0	24.5	0	0	24.5	28.25	25.33	27	30
2 - 3	32	27	0	0	7	27.5	32	22	29	25
3 - 4	22.5	0	0	7	0	0	32	17.33	32	17.5
4 - 5	12	24.5	22	0	32	0	32	23.88	32	30
5 - 6	26	33.25	28.67	30.33	17	0	33.67	28.56	33.67	34.5
6 - 7	27	28.5	26.5	26.6	27.29	29.5	24.5	27.29	27.5	31.3
7 - 8	29.5	29.56	28.43	28.94	29.95	27.22	25.5	29.29	26.61	34.34
8 - 9	27.74	28	26.88	28.72	26.33	25.11	27.43	27.53	26.12	32.38
9 - 10	25.25	26.9	27.51	24.87	28.27	26.71	27.44	26.51	27.03	31.64
10 - 11	26.43	25.26	28.04	28.05	26.31	27.25	28.27	26.57	27.66	32.12
11 - 12	24.74	26.86	26.87	27.24	24.06	28.09	27.79	25.97	27.96	31.22
12 - 13	25.34	26.49	26.93	28.16	25.9	28.33	28.51	26.66	28.42	31.7
13 - 14	27.36	26.09	28.68	26.16	27.55	27.87	26.9	27.18	27.41	32.6
14 - 15	27.64	28.35	29.58	27.89	27.75	26.64	26.59	28.21	26.61	32.94
15 - 16	27.56	26.9	28.02	27.48	25.55	28.5	29.56	27.02	28.97	32.2
16 - 17	27.54	27.41	26.54	27.44	27.25	28.82	27.74	27.25	28.31	32.54
17 - 18	27.39	28.35	28.47	28.59	28.07	27.74	27.63	28.2	27.69	33.28
18 - 19	26.26	27.67	27.08	27.41	27.29	26.34	29.27	27.2	27.54	32.06
19 - 20	28.21	28.12	27.19	27.25	27.68	27.41	26.33	27.57	26.95	31.84
20 - 21	30.07	26.47	28.06	29.15	28.87	27.36	29.5	28.63	28.26	33.62
21 - 22	26.94	32.07	29.53	29.8	29.93	27.47	26.5	29.6	27.13	35.16
22 - 23	27.83	33	29.84	29.89	28.69	29.85	26	29.63	28.08	34.16
23 - 24	32	32	32.33	33.67	29.93	29.82	32.2	31.35	30.56	38.5
Totals	614.1	630	613.6	574.1	579.8	593.8	685			
% of Total	14.31%	14.68%	14.3%	13.38%	13.51%	13.84%	15.97%			

Incoming Weekly Speeds
 Outside Village Hall
 Hall Lane coming into the village from Long Stratton

from Sun-Jul-17-2022-07-00-PM to Wed-Oct-05-2022-02-59-PM

	19/09/2022	to	25/09/2022							
	Monday	Tuesday	Wednesday	Thursday	Friday	Saturday	Sunday	Week	Weekend	Week Day 85%
Hour	19/09/2022	20/09/2022	21/09/2022	22/09/2022	23/09/2022	24/09/2022	25/09/2022	Day Avg	Avg	Avg Speed
0 - 1	27	0	0	0	0	0	0	27	0	35
1 - 2	42	0	0	0	0	0	0	42	0	45
2 - 3	0	0	0	0	0	0	0	0	0	0
3 - 4	0	0	0	0	0	0	0	0	0	0
4 - 5	39.5	0	0	0	0	0	0	39.5	0	45
5 - 6	28.25	0	0	0	0	0	0	28.25	0	32.5
6 - 7	29.5	0	0	0	0	0	0	29.5	0	35
7 - 8	29.67	0	0	0	0	0	0	29.67	0	33.8
8 - 9	27.47	0	0	0	0	0	0	27.47	0	31.2
9 - 10	28.04	0	0	0	0	0	0	28.04	0	33.1
10 - 11	30.78	0	0	0	0	0	0	30.78	0	35
11 - 12	27.44	0	0	0	0	0	0	27.44	0	34
12 - 13	29.82	0	0	0	0	0	0	29.82	0	36.7
13 - 14	29.5	0	0	0	0	0	0	29.5	0	33
14 - 15	28.57	0	0	0	0	0	0	28.57	0	33.6
15 - 16	29.05	0	0	0	0	0	0	29.05	0	33.9
16 - 17	30.7	0	0	0	0	0	0	30.7	0	37
17 - 18	27.67	0	0	0	0	0	0	27.67	0	32.8
18 - 19	28.18	0	0	0	0	0	0	28.18	0	33.3
19 - 20	28	0	0	0	0	0	0	28	0	32.5
20 - 21	0	0	0	0	0	0	0	0	0	0
21 - 22	0	0	0	0	0	0	0	0	0	0
22 - 23	0	0	0	0	0	0	0	0	0	0
23 - 24	0	0	0	0	0	0	0	0	0	0
Totals	541.1	0	0	0	0	0	0			
% of Total	100%	0%	0%	0%	0%	0%	0%			

	26/09/2022	to	02/10/2022							
	Monday	Tuesday	Wednesday	Thursday	Friday	Saturday	Sunday	Week	Weekend	Week Day 85%
Hour	26/09/2022	27/09/2022	28/09/2022	29/09/2022	30/09/2022	01/10/2022	02/10/2022	Day Avg	Avg	Avg Speed
0 - 1	0	0	0	0	0	0	0	0	0	0
1 - 2	0	0	0	0	0	0	0	0	0	0
2 - 3	0	0	0	0	0	0	0	0	0	0
3 - 4	0	0	0	0	0	0	0	0	0	0
4 - 5	0	0	0	0	0	0	0	0	0	0
5 - 6	0	0	0	0	0	0	0	0	0	0
6 - 7	0	0	0	0	0	0	0	0	0	0
7 - 8	0	0	0	0	0	0	0	0	0	0
8 - 9	0	0	0	0	0	0	0	0	0	0
9 - 10	0	0	0	0	0	0	0	0	0	0
10 - 11	0	0	0	0	0	0	0	0	0	0
11 - 12	0	0	0	0	0	0	0	0	0	0
12 - 13	0	0	0	0	0	0	0	0	0	0
13 - 14	0	0	0	0	0	0	0	0	0	0
14 - 15	0	0	0	0	0	0	0	0	0	0
15 - 16	0	0	0	0	0	0	0	0	0	0
16 - 17	0	0	0	0	0	0	0	0	0	0
17 - 18	0	0	0	0	0	0	0	0	0	0
18 - 19	0	0	0	0	0	0	0	0	0	0
19 - 20	0	0	0	0	0	0	0	0	0	0
20 - 21	0	0	0	0	0	0	0	0	0	0
21 - 22	0	0	0	0	0	0	0	0	0	0
22 - 23	0	0	0	0	0	0	0	0	0	0
23 - 24	0	0	0	0	0	0	0	0	0	0
Totals	0	0	0	0	0	0	0			
% of Total	0%	0%	0%	0%	0%	0%	0%			

	03/10/2022	to	09/10/2022							
	Monday	Tuesday	Wednesday	Thursday	Friday	Saturday	Sunday	Week	Weekend	Week Day 85%
Hour	03/10/2022	04/10/2022	05/10/2022	06/10/2022	07/10/2022	08/10/2022	09/10/2022	Day Avg	Avg	Avg Speed
0 - 1	0	0	0	*	*	*	*	*	*	0
1 - 2	0	0	0	*	*	*	*	*	*	0
2 - 3	0	0	0	*	*	*	*	*	*	0
3 - 4	0	0	0	*	*	*	*	*	*	0
4 - 5	0	0	0	*	*	*	*	*	*	0
5 - 6	0	0	0	*	*	*	*	*	*	0
6 - 7	0	0	0	*	*	*	*	*	*	0
7 - 8	0	0	0	*	*	*	*	*	*	0
8 - 9	0	0	0	*	*	*	*	*	*	0
9 - 10	0	0	0	*	*	*	*	*	*	0
10 - 11	0	0	0	*	*	*	*	*	*	0
11 - 12	0	0	0	*	*	*	*	*	*	0
12 - 13	0	0	0	*	*	*	*	*	*	0
13 - 14	0	0	0	*	*	*	*	*	*	0
14 - 15	0	0	0	*	*	*	*	*	*	0
15 - 16	0	0	*	*	*	*	*	*	*	0
16 - 17	0	0	*	*	*	*	*	*	*	0
17 - 18	0	0	*	*	*	*	*	*	*	0
18 - 19	0	0	*	*	*	*	*	*	*	0
19 - 20	0	0	*	*	*	*	*	*	*	0
20 - 21	0	0	*	*	*	*	*	*	*	0
21 - 22	0	0	*	*	*	*	*	*	*	0
22 - 23	0	0	*	*	*	*	*	*	*	0
23 - 24	0	0	*	*	*	*	*	*	*	0
Totals	0	0	0	0	0	0	0			
% of Total	0%	0%	0%	0%	0%	0%	0%			

Incoming Monthly Speeds

Outside Village Hall

Hall Lane coming into the village from Long Stratton

from Sun-Jul-17-2022-07-00-PM to Wed-Oct-05-2022-02-59-PM

Hour	Jul 2022							Week Day Avg	Weekend Avg	Week Day 85% Avg Speed
	Monday	Tuesday	Wednesday	Thursday	Friday	Saturday	Sunday			
0 - 1	32	39.5	27	25.33	29.5	28.2	26.8	29.73	27.36	35
1 - 2	35.33	32	35.33	32	33.67	33.43	30.12	33.79	31.67	41
2 - 3	0	0	24.5	0	0	27.33	34.5	24.5	30.2	30
3 - 4	7	27	27	24.5	24.5	33.25	0	22.71	33.25	26
4 - 5	29.5	30	24.67	32	35.33	23.67	22	30.04	23	37.5
5 - 6	32.38	32.69	30.81	29.38	32.17	32	31.5	31.49	31.67	36.8
6 - 7	31.13	30.06	30.79	29.9	32.11	31.58	25.75	30.78	30.13	38.22
7 - 8	29.41	30.22	28.11	29.46	29.37	29.88	23.67	29.24	28.89	34.18
8 - 9	28.7	27.58	28.14	27.6	26.36	27.08	27.28	27.59	27.16	32.98
9 - 10	27.6	27.67	26.94	24.44	24.62	27.16	26.09	26.26	26.72	32.2
10 - 11	28.59	26.68	26.27	25.98	28.11	27.82	27.4	27.07	27.61	32.4
11 - 12	27.52	26.36	25.9	26.57	27.38	28.1	27.52	26.75	27.86	32.84
12 - 13	27.8	27.91	26.32	25.06	27.65	28.09	27.86	26.91	27.98	32.24
13 - 14	29.48	27.47	27.72	28.93	28.38	26.93	27.16	28.35	27.05	33.68
14 - 15	27.86	28.84	27.53	27.19	27.95	28.1	26.94	27.83	27.56	33.02
15 - 16	27.93	27.86	29.24	26.98	26.72	26.85	24.52	27.7	25.94	33
16 - 17	27.5	28.65	28.17	28.42	27.76	27.83	25.7	28.1	27.12	33.02
17 - 18	28.96	29.34	28.05	27.11	28.14	26.54	23.02	28.24	25.32	33.32
18 - 19	29.03	28.77	28.94	28.89	28.14	28.19	25	28.72	26.8	33.76
19 - 20	29.94	28.15	27.46	29.35	28.34	28.11	29.66	28.57	28.87	33.98
20 - 21	28.18	29.88	30.02	27.72	29.08	29.16	27.98	29	28.58	34.32
21 - 22	26.66	28.67	25.96	28.93	28.23	29.3	27.71	27.7	28.49	32.6
22 - 23	29.38	31.88	26.9	29	25.75	27.46	29.9	28.46	28.58	34.56
23 - 24	28.78	28.38	30.39	32.83	24.39	26.61	33.67	28.3	28.38	35.5

Incoming Monthly Speeds

Outside Village Hall

Hall Lane coming into the village from Long Stratton

from Sun-Jul-17-2022-07-00-PM to Wed-Oct-05-2022-02-59-PM

Hour	Aug 2022							Week	Weekend	Week Day 85%
	Monday	Tuesday	Wednesday	Thursday	Friday	Saturday	Sunday	Day Avg	Avg	Avg Speed
0 - 1	28.1	32	24.5	33.67	27.62	29.93	30.26	28.42	30.16	36
1 - 2	29.78	32	24.5	33.67	32	29.86	29.08	30.57	29.37	36.5
2 - 3	0	0	32	0	22	26.33	31.69	24	30	32.5
3 - 4	0	28	29.5	12	27.5	0	32	24.17	32	30.62
4 - 5	32.1	32.12	32.85	33.67	37	23.67	32.14	33.09	28.23	39.66
5 - 6	31	29.62	29.62	32.76	30.56	29.81	28.44	30.63	29.09	35.92
6 - 7	28.84	28.25	28.97	30	32.16	32.04	27	29.5	31.03	35.22
7 - 8	28.51	28.54	29.01	29.13	29.38	27.6	28	28.88	27.75	34.22
8 - 9	27.65	27.28	27.29	28.41	27.07	26.86	28.05	27.55	27.33	32.78
9 - 10	27.44	26.06	26.44	27.46	27.34	26.27	27.68	26.9	26.89	32.34
10 - 11	26.95	26.51	24.9	24.47	26.2	26.88	27.37	25.81	27.1	31.06
11 - 12	26.9	26.26	25.2	26.21	27.32	26.3	26.72	26.34	26.48	31.46
12 - 13	26.94	26.62	27.2	27.45	26.87	24.45	27.92	27	26.08	32.26
13 - 14	27.55	26.71	27.56	26.65	27.66	27.18	28.58	27.23	27.84	32.58
14 - 15	27.28	27.42	27.95	27.76	27.7	27.69	27.88	27.61	27.78	32.78
15 - 16	27.5	26.57	28.01	26.59	27.27	28.17	28.99	27.22	28.56	32.28
16 - 17	27.68	27.53	27.62	28.58	27.91	27.04	27.66	27.84	27.3	33.08
17 - 18	28.18	28.11	28.09	28.68	27.55	28.17	27.09	28.11	27.77	33.18
18 - 19	28.2	28.55	28.03	27.62	28.41	28.28	27.35	28.17	27.85	33.38
19 - 20	27.7	27.73	27.67	27.53	27.99	27.61	27.44	27.73	27.54	32.92
20 - 21	27.58	26.07	27.29	28.8	28.07	28.72	27.39	27.57	28.17	32.74
21 - 22	29.43	28.55	27.63	28.65	28.29	28.29	30.07	28.48	29.1	34.08
22 - 23	30	30.04	29.35	30.05	28.94	28.85	29.39	29.62	29.04	34.64
23 - 24	30.09	31.18	32.41	32.17	28.6	28.53	32.67	30.99	30.17	37.7

Incoming Monthly Speeds

Outside Village Hall

Hall Lane coming into the village from Long Stratton

from Sun-Jul-17-2022-07-00-PM to Wed-Oct-05-2022-02-59-PM

	Sep 2022									
Hour	Monday	Tuesday	Wednesday	Thursday	Friday	Saturday	Sunday	Week Day Avg	Weekend Avg	Week Day 85% Avg Speed
0 - 1	28.67	37	33.67	29.5	29.22	35.57	29.14	30.25	30.75	36.5
1 - 2	34.5	27	24.5	0	27	27.2	27.7	28.67	27.53	33.75
2 - 3	32	27	27	27	7	28.5	25.12	24	26.25	27
3 - 4	24	0	27	13.67	29	0	30.33	23.75	30.33	31.25
4 - 5	29	28.67	33.67	29.5	32	17	27	30.33	21	42.5
5 - 6	29.31	30.33	29.22	31.17	28.43	32	30.92	29.77	31.33	37.5
6 - 7	28.24	29.48	27.79	26.08	28.67	29.5	29.22	28.06	29.37	33.64
7 - 8	28.96	28.45	29.61	28.78	29.34	28.65	26.88	29.03	28.04	33.9
8 - 9	27.64	27.58	26.44	26.13	26.74	27.95	26.79	26.84	27.45	32
9 - 10	26.61	26.84	27.68	24.99	28.02	26.62	27.78	26.68	27.12	32
10 - 11	27.2	26.48	27.44	25.12	26.27	27.48	27.48	26.33	27.48	31.9
11 - 12	25.82	26.99	26.89	25.86	26.19	28.06	27.69	26.31	27.89	31.46
12 - 13	25.84	27.13	26.32	27.34	27.23	27.19	28.4	26.9	27.76	32.32
13 - 14	26.68	26.64	28.31	26.68	27.19	27.64	27.96	27.08	27.79	32.52
14 - 15	27.8	28.73	28.25	26.98	27.96	27.76	27.15	27.83	27.46	32.86
15 - 16	27.71	27.8	26.98	26.64	27.24	28.36	28.91	27.25	28.64	32.46
16 - 17	27.94	27.84	26.12	27.2	28.48	28.1	27.4	27.58	27.8	32.76
17 - 18	27.69	28.1	26.96	28.85	27.86	27.41	27.68	27.94	27.52	33.14
18 - 19	28.13	27.27	27.17	26.7	27.72	27.24	29.67	27.38	28.18	32.78
19 - 20	28.05	26.84	27.72	25.79	27.87	27.8	27.72	27.26	27.77	32.46
20 - 21	29.5	26.74	26.37	27.32	28.24	27.35	29.37	27.68	28.2	33.24
21 - 22	26.86	30.57	29	28.43	28.67	28.45	28.86	28.7	28.62	34.96
22 - 23	27.94	30.33	29.29	28.95	28.51	29.86	30	28.84	29.92	34.34
23 - 24	30.57	31.44	33.55	32	30.29	31.04	35.1	31.21	32.24	38.26

Incoming Monthly Speeds
 Outside Village Hall
 Hall Lane coming into the village from Long Stratton

from Sun-Jul-17-2022-07-00-PM to Wed-Oct-05-2022-02-59-PM

Hour	Oct 2022							Week Day Avg	Weekend Avg	Week Day 85% Avg Speed
	Monday	Tuesday	Wednesday	Thursday	Friday	Saturday	Sunday			
0 - 1	0	0	0	*	*	0	0	0	0	0
1 - 2	0	0	0	*	*	0	0	0	0	0
2 - 3	0	0	0	*	*	0	0	0	0	0
3 - 4	0	0	0	*	*	0	0	0	0	0
4 - 5	0	0	0	*	*	0	0	0	0	0
5 - 6	0	0	0	*	*	0	0	0	0	0
6 - 7	0	0	0	*	*	0	0	0	0	0
7 - 8	0	0	0	*	*	0	0	0	0	0
8 - 9	0	0	0	*	*	0	0	0	0	0
9 - 10	0	0	0	*	*	0	0	0	0	0
10 - 11	0	0	0	*	*	0	0	0	0	0
11 - 12	0	0	0	*	*	0	0	0	0	0
12 - 13	0	0	0	*	*	0	0	0	0	0
13 - 14	0	0	0	*	*	0	0	0	0	0
14 - 15	0	0	0	*	*	0	0	0	0	0
15 - 16	0	0	*	*	*	0	0	0	0	0
16 - 17	0	0	*	*	*	0	0	0	0	0
17 - 18	0	0	*	*	*	0	0	0	0	0
18 - 19	0	0	*	*	*	0	0	0	0	0
19 - 20	0	0	*	*	*	0	0	0	0	0
20 - 21	0	0	*	*	*	0	0	0	0	0
21 - 22	0	0	*	*	*	0	0	0	0	0
22 - 23	0	0	*	*	*	0	0	0	0	0
23 - 24	0	0	*	*	*	0	0	0	0	0

Incoming Weekly EightyFifthSpeeds

Outside Village Hall

Hall Lane coming into the village from Long Stratton

from Sun-Jul-17-2022-07-00-PM to Wed-Oct-05-2022-02-59-PM

	11/07/2022	to	17/07/2022							
	Monday	Tuesday	Wednesday	Thursday	Friday	Saturday	Sunday	Week	Weekend	Week Day 85%
Hour	11/07/2022	12/07/2022	13/07/2022	14/07/2022	15/07/2022	16/07/2022	17/07/2022	Day Avg	Avg	Avg Speed
0 - 1	*	*	*	*	*	*	*	0	0	0
1 - 2	*	*	*	*	*	*	*	0	0	0
2 - 3	*	*	*	*	*	*	*	0	0	0
3 - 4	*	*	*	*	*	*	*	0	0	0
4 - 5	*	*	*	*	*	*	*	0	0	0
5 - 6	*	*	*	*	*	*	*	0	0	0
6 - 7	*	*	*	*	*	*	*	0	0	0
7 - 8	*	*	*	*	*	*	*	0	0	0
8 - 9	*	*	*	*	*	*	*	0	0	0
9 - 10	*	*	*	*	*	*	*	0	0	0
10 - 11	*	*	*	*	*	*	*	0	0	0
11 - 12	*	*	*	*	*	*	*	0	0	0
12 - 13	*	*	*	*	*	*	*	0	0	0
13 - 14	*	*	*	*	*	*	*	0	0	0
14 - 15	*	*	*	*	*	*	*	0	0	0
15 - 16	*	*	*	*	*	*	*	0	0	0
16 - 17	*	*	*	*	*	*	*	0	0	0
17 - 18	*	*	*	*	*	*	*	0	0	0
18 - 19	*	*	*	*	*	*	*	0	0	0
19 - 20	*	*	*	*	*	*	34.3	0	34.3	0
20 - 21	*	*	*	*	*	*	32.5	0	32.5	0
21 - 22	*	*	*	*	*	*	30	0	30	0
22 - 23	*	*	*	*	*	*	32.5	0	32.5	0
23 - 24	*	*	*	*	*	*	50	0	50	0
Totals	0	0	0	0	0	0	179.3			
% of Total	0%	0%	0%	0%	0%	0%	100%			

Incoming Weekly EightyFifthSpeeds
 Outside Village Hall
 Hall Lane coming into the village from Long Stratton

from Sun-Jul-17-2022-07-00-PM to Wed-Oct-05-2022-02-59-PM

	18/07/2022	to	24/07/2022							
	Monday	Tuesday	Wednesday	Thursday	Friday	Saturday	Sunday	Week	Weekend	Week Day 85%
Hour	18/07/2022	19/07/2022	20/07/2022	21/07/2022	22/07/2022	23/07/2022	24/07/2022	Day Avg	Avg	Avg Speed
0 - 1	35	45	0	30	30	37.5	28.8	35	33.15	35
1 - 2	30	35	35	35	40	40	35	35	37.5	35
2 - 3	0	0	30	0	0	0	40	30	40	30
3 - 4	10	0	0	0	0	37.5	0	10	37.5	10
4 - 5	40	40	40	30	35	10	30	37	20	37
5 - 6	38.3	36.7	35	35	35	40	37.5	36	38.75	36
6 - 7	35	33.3	34.2	33.3	35	37.5	40	34.16	38.75	34.16
7 - 8	33.6	34.4	32	34.6	34.6	35	35	33.84	35	33.84
8 - 9	34.5	33.5	33.6	33.1	29.5	32.5	31.7	32.84	32.1	32.84
9 - 10	32.5	32.3	32.9	29.2	32.2	33.8	31.7	31.82	32.75	31.82
10 - 11	34	29.8	32.8	29.7	32.1	31.7	34.5	31.68	33.1	31.68
11 - 12	35	32.9	29.8	29.5	32.5	32.1	32.5	31.94	32.3	31.94
12 - 13	33.5	32.2	31.4	29.4	32.7	33.4	33.7	31.84	33.55	31.84
13 - 14	36	33	32.8	34.3	34.3	32.5	34.2	34.08	33.35	34.08
14 - 15	34.4	34.5	31.4	33.3	34.1	32.9	33.7	33.54	33.3	33.54
15 - 16	33.4	33.7	34	31.9	29.4	30.6	36.4	32.48	33.5	32.48
16 - 17	33.4	34.3	32.8	34	32.1	34.1	34.2	33.32	34.15	33.32
17 - 18	34.2	34.4	33.4	33.2	32.5	30	35	33.54	32.5	33.54
18 - 19	34.5	33.6	34.3	33.9	33.7	33.8	36.2	34	35	34
19 - 20	35	33.5	35	35	33.6	35	34.3	34.42	34.65	34.42
20 - 21	31.7	35	34.2	32.5	38	32.8	36.7	34.28	34.75	34.28
21 - 22	31	33.3	30	33.8	34.3	40	31.7	32.48	35.85	32.48
22 - 23	34	42.5	32.5	33	35	33.6	40	35.4	36.8	35.4
23 - 24	30	45	33.3	35	35	35	35	35.66	35	35.66
Totals	759	777.9	730.4	718.7	740.6	771.3	797.8			
% of Total	14.33%	14.69%	13.79%	13.57%	13.98%	14.56%	15.07%			

Incoming Weekly EightyFifthSpeeds
 Outside Village Hall
 Hall Lane coming into the village from Long Stratton

from Sun-Jul-17-2022-07-00-PM to Wed-Oct-05-2022-02-59-PM

	25/07/2022	to	31/07/2022							
	Monday	Tuesday	Wednesday	Thursday	Friday	Saturday	Sunday	Week	Weekend	Week Day 85%
Hour	25/07/2022	26/07/2022	27/07/2022	28/07/2022	29/07/2022	30/07/2022	31/07/2022	Day Avg	Avg	Avg Speed
0 - 1	0	0	30	25	35	30	30	30	30	30
1 - 2	50	35	45	35	35	40	30	40	35	40
2 - 3	0	0	0	0	0	30	35	0	32.5	0
3 - 4	0	30	30	30	30	0	0	30	0	30
4 - 5	30	32.5	25	40	45	35	0	34.5	35	34.5
5 - 6	37.5	37.5	38.3	35	35	35	33.3	36.66	34.15	36.66
6 - 7	47.5	38.3	42.5	34	42.5	35	35	40.96	35	40.96
7 - 8	36.2	35	33.6	35	34	36.7	25	34.76	30.85	34.76
8 - 9	34.4	32.9	33.6	32.5	32.5	33.3	33.8	33.18	33.55	33.18
9 - 10	35	33	32.1	31.7	31.7	32.8	29.7	32.7	31.25	32.7
10 - 11	33.3	32.5	32	33.2	33.2	33.2	32.9	32.84	33.05	32.84
11 - 12	33.8	33	32.9	34	33.1	33.7	33.1	33.36	33.4	33.36
12 - 13	32.5	33.1	33.1	30	33.2	33.8	30.8	32.38	32.3	32.38
13 - 14	34.4	33	32.3	33.5	32.2	31.7	31.5	33.08	31.6	33.08
14 - 15	32.1	32.7	33.3	31.8	32.2	33.8	29.2	32.42	31.5	32.42
15 - 16	33.8	31.7	34.2	33.2	33.6	32.9	23.8	33.3	28.35	33.3
16 - 17	30.8	32	33.9	32.2	33	32	23.6	32.38	27.8	32.38
17 - 18	33.5	33.7	32	31.1	33.8	30	23	32.82	26.5	32.82
18 - 19	33.4	33.8	34.1	33.1	33.2	33.5	27.1	33.52	30.3	33.52
19 - 20	36	33.3	30.7	34.2	32.9	32.5	34.5	33.42	33.5	33.42
20 - 21	37.5	33.8	34.1	33.6	33.3	35	35	34.46	35	34.46
21 - 22	31.7	35	31.7	33.5	28.8	35	40	32.14	37.5	32.14
22 - 23	33.3	37.5	33.3	34.2	28	32.5	33.8	33.26	33.15	33.26
23 - 24	33.3	35	40	40	27.5	28.6	35	35.16	31.8	35.16
Totals	740	744.3	777.7	765.8	768.7	766	685.1			
% of Total	14.1%	14.18%	14.82%	14.59%	14.65%	14.6%	13.06%			

Incoming Weekly EightyFifthSpeeds
 Outside Village Hall
 Hall Lane coming into the village from Long Stratton

from Sun-Jul-17-2022-07-00-PM to Wed-Oct-05-2022-02-59-PM

	01/08/2022	to	07/08/2022							
	Monday	Tuesday	Wednesday	Thursday	Friday	Saturday	Sunday	Week	Weekend	Week Day 85%
Hour	01/08/2022	02/08/2022	03/08/2022	04/08/2022	05/08/2022	06/08/2022	07/08/2022	Day Avg	Avg	Avg Speed
0 - 1	30	35	40	0	35	32.5	42.5	35	37.5	35
1 - 2	20	0	0	40	40	25	35	33.33	30	33.33
2 - 3	0	0	0	0	35	0	40	35	40	35
3 - 4	0	35	0	0	0	0	0	35	0	35
4 - 5	40	40	35	40	0	30	45	38.75	37.5	38.75
5 - 6	37.5	33.3	32.5	40	35	37.5	40	35.66	38.75	35.66
6 - 7	37.5	37.5	33	35	42.5	45	25	37.1	35	37.1
7 - 8	32.5	33.3	33.8	36.2	36.7	30	34.2	34.5	32.1	34.5
8 - 9	32.8	32	32.5	32.5	31.9	35	32.5	32.34	33.75	32.34
9 - 10	31.9	31.7	32.5	31.2	33.6	32.5	34.2	32.18	33.35	32.18
10 - 11	32.5	32.5	28.9	27.9	30	32.9	33.3	30.36	33.1	30.36
11 - 12	30.6	32.1	29.6	27.9	32.5	32.9	32.1	30.54	32.5	30.54
12 - 13	29.6	31.1	33	32.2	31.7	29.2	31	31.52	30.1	31.52
13 - 14	31.9	32	32.5	31.5	34	33.3	33.8	32.38	33.55	32.38
14 - 15	32.2	33.3	34.5	32.2	33	31.9	33	33.04	32.45	33.04
15 - 16	31.8	33.5	32.7	30.6	32.8	33.3	33.1	32.28	33.2	32.28
16 - 17	33.7	33.6	31.8	33.3	32.9	32	32.5	33.06	32.25	33.06
17 - 18	32.3	33	33.2	33.4	29.8	33.6	32.1	32.34	32.85	32.34
18 - 19	32.7	32.7	33.2	31.9	32.8	32.8	32.8	32.66	32.8	32.66
19 - 20	33.3	35	37	31.9	32.9	33.3	31.7	34.02	32.5	34.02
20 - 21	34.2	33.3	30	33.3	33.8	33.6	35	32.92	34.3	32.92
21 - 22	37.5	33.3	32.5	35	37.5	35	37.5	35.16	36.25	35.16
22 - 23	34	30	31.7	38.8	35	35	35	33.9	35	33.9
23 - 24	45	35	38.8	40	30	35	42.5	37.76	38.75	37.76
Totals	733.5	738.2	698.7	714.8	748.4	731.3	803.8			
% of Total	14.19%	14.28%	13.52%	13.83%	14.48%	14.15%	15.55%			

Incoming Weekly EightyFifthSpeeds
 Outside Village Hall
 Hall Lane coming into the village from Long Stratton

from Sun-Jul-17-2022-07-00-PM to Wed-Oct-05-2022-02-59-PM

	08/08/2022	to	14/08/2022							
	Monday	Tuesday	Wednesday	Thursday	Friday	Saturday	Sunday	Week	Weekend	Week Day 85%
Hour	08/08/2022	09/08/2022	10/08/2022	11/08/2022	12/08/2022	13/08/2022	14/08/2022	Day Avg	Avg	Avg Speed
0 - 1	30	40	0	30	35	35	30	33.75	32.5	33.75
1 - 2	35	35	35	35	32.5	35	30	34.5	32.5	34.5
2 - 3	0	0	0	0	0	25	45	0	35	0
3 - 4	0	30	30	10	30	0	35	25	35	25
4 - 5	50	40	55	40	50	35	30	47	32.5	47
5 - 6	40	35	37.5	37.5	34.2	30	32.5	36.84	31.25	36.84
6 - 7	34.3	35	40	36.2	40	35	35	37.1	35	37.1
7 - 8	33.9	33.6	36	34.4	33.8	32.5	35	34.34	33.75	34.34
8 - 9	34	32.5	33.9	33.5	32.9	29.7	33.8	33.36	31.75	33.36
9 - 10	33.8	29.2	32.5	32	33	33	30	32.1	31.5	32.1
10 - 11	31.2	30	30.8	30	32.3	32.8	32.9	30.86	32.85	30.86
11 - 12	30	29.8	32.3	32.5	32.5	32.9	32.7	31.42	32.8	31.42
12 - 13	32.5	30.7	33.2	32	32.2	32.9	35	32.12	33.95	32.12
13 - 14	33.6	31	32.9	33.5	32.1	32.9	34.1	32.62	33.5	32.62
14 - 15	32.5	31.9	31	32.9	33.5	33.8	34.2	32.36	34	32.36
15 - 16	32.7	33.8	32.1	30	33.6	33.2	33.3	32.44	33.25	32.44
16 - 17	33	32.5	33.3	33.8	33.4	33.9	32.5	33.2	33.2	33.2
17 - 18	34.1	33.6	33.3	33.6	33.3	33.7	32.8	33.58	33.25	33.58
18 - 19	34.4	34	33.5	32.8	35	34.2	32.5	33.94	33.35	33.94
19 - 20	32.8	32.5	32.5	32.5	33.1	32.9	33	32.68	32.95	32.68
20 - 21	33.6	33.3	32.5	33.6	36.2	36.2	30	33.84	33.1	33.84
21 - 22	33.8	35	35	35	30	31.7	33.6	33.76	32.65	33.76
22 - 23	40	37.5	35	34.3	35	33.9	34	36.36	33.95	36.36
23 - 24	32.5	35	40	30	33.8	32.5	37.5	34.26	35	34.26
Totals	757.7	770.9	767.3	745.1	787.4	757.7	804.4			
% of Total	14.06%	14.3%	14.23%	13.82%	14.61%	14.06%	14.92%			

	15/08/2022	to	21/08/2022							
	Monday	Tuesday	Wednesday	Thursday	Friday	Saturday	Sunday	Week	Weekend	Week Day 85%
Hour	15/08/2022	16/08/2022	17/08/2022	18/08/2022	19/08/2022	20/08/2022	21/08/2022	Day Avg	Avg	Avg Speed
0 - 1	35	30	35	35	0	40	40	33.75	40	33.75
1 - 2	32.5	0	0	35	40	35	35	35.83	35	35.83
2 - 3	0	0	0	0	30	32.5	33.3	30	32.9	30
3 - 4	0	0	0	10	0	0	30	10	30	10
4 - 5	45	35	32.5	35	35	35	35	36.5	35	36.5
5 - 6	40	40	35	37.5	35	35	30	37.5	32.5	37.5
6 - 7	35	34	33	34	34.2	40	25	34.04	32.5	34.04
7 - 8	33	33.1	34.1	33.9	34	37.5	32.5	33.62	35	33.62
8 - 9	32.2	29.5	32.8	33.6	30	31.7	32.5	31.62	32.1	31.62
9 - 10	32.5	31.9	31.2	33.8	33.8	32.5	33.6	32.64	33.05	32.64
10 - 11	32.2	33.6	29.5	30.8	29.6	31.7	33.1	31.14	32.4	31.14
11 - 12	32	32	31.4	33.3	31.8	28.3	32.8	32.1	30.55	32.1
12 - 13	32.9	31.5	32.3	31.9	32.7	27.3	33.3	32.26	30.3	32.26
13 - 14	33	33.1	32.7	32.5	33.2	33.6	33.9	32.9	33.75	32.9
14 - 15	32.6	31.8	33.2	32.5	33.6	32.3	33.4	32.74	32.85	32.74
15 - 16	31.9	33.1	32.8	32.5	32.3	31	35	32.52	33	32.52
16 - 17	30.6	32.9	33.3	33.2	33.1	32.2	34.5	32.62	33.35	32.62
17 - 18	32.5	32.5	32.5	33.2	33.5	32	32.5	32.84	32.25	32.84
18 - 19	32.7	33.9	33.7	32.7	33.8	32.1	31.7	33.36	31.9	33.36
19 - 20	32.5	34.5	30	33.5	34.1	33	30	32.92	31.5	32.92
20 - 21	31.7	31.2	30	33.3	30	34.4	34.2	31.24	34.3	31.24
21 - 22	35	35	32.5	34.3	34.2	31.7	38.3	34.2	35	34.2
22 - 23	33.3	34.5	32.5	35	35	36.7	37.5	34.06	37.1	34.06
23 - 24	33.3	37.5	40	45	38.3	30	40	38.82	35	38.82
Totals	741.4	700.6	690	761.5	737.2	765.5	807.1			
% of Total	14.25%	13.46%	13.26%	14.63%	14.17%	14.71%	15.51%			

Incoming Weekly EightyFifthSpeeds
 Outside Village Hall
 Hall Lane coming into the village from Long Stratton

from Sun-Jul-17-2022-07-00-PM to Wed-Oct-05-2022-02-59-PM

	22/08/2022	to	28/08/2022							
	Monday	Tuesday	Wednesday	Thursday	Friday	Saturday	Sunday	Week	Weekend	Week Day 85%
Hour	22/08/2022	23/08/2022	24/08/2022	25/08/2022	26/08/2022	27/08/2022	28/08/2022	Day Avg	Avg	Avg Speed
0 - 1	45	0	35	45	30	35	35	38.75	35	38.75
1 - 2	35	0	0	0	0	30	25	35	27.5	35
2 - 3	0	0	35	0	0	0	30	35	30	35
3 - 4	0	30	35	25	0	0	40	30	40	30
4 - 5	32.5	40	40	35	35	40	40	36.5	40	36.5
5 - 6	40	35	32.5	37.5	40	35	35	37	35	37
6 - 7	35	30	33.8	35	35	35	35	33.76	35	33.76
7 - 8	34.5	33.8	33.8	34.3	36.7	35	32.5	34.62	33.75	34.62
8 - 9	32.2	33.8	33	33.2	32.5	32.5	37.5	32.94	35	32.94
9 - 10	32.8	31.7	31.2	31.7	29.7	32.5	33.8	31.42	33.15	31.42
10 - 11	30.8	31.2	29.4	31	32.9	31.4	32.9	31.06	32.15	31.06
11 - 12	33.2	30.8	29.8	31.7	32.3	31.8	29.7	31.56	30.75	31.56
12 - 13	33	30.8	32.2	33.1	32.7	32.5	32.8	32.36	32.65	32.36
13 - 14	32.9	30.8	32.3	30.7	32.8	33.1	33.6	31.9	33.35	31.9
14 - 15	32.1	32.5	32.3	33.3	31.5	33.2	32.7	32.34	32.95	32.34
15 - 16	33.5	29.8	32.8	30.5	31.9	36.1	33.3	31.7	34.7	31.7
16 - 17	33.1	33.6	31.5	33.3	32.9	32.5	32.7	32.88	32.6	32.88
17 - 18	33.6	33.5	34	34	33.9	33.4	33.5	33.8	33.45	33.8
18 - 19	32.7	33.1	34.1	33.8	33.2	33.8	36	33.38	34.9	33.38
19 - 20	32.5	32.1	31.4	29.6	31.4	31.7	33.9	31.4	32.8	31.4
20 - 21	32.5	29.7	33	34.3	34.2	37	31.7	32.74	34.35	32.74
21 - 22	34.2	32.5	32.5	35	34.3	40	33.3	33.7	36.65	33.7
22 - 23	33.8	33.1	35	33.3	31.2	30	28.8	33.28	29.4	33.28
23 - 24	40	40	40	35	30	37.5	35	37	36.25	37
Totals	754.9	687.8	769.6	735.3	694.1	749	803.7			
% of Total	14.53%	13.24%	14.82%	14.16%	13.36%	14.42%	15.47%			

Incoming Weekly EightyFifthSpeeds
 Outside Village Hall
 Hall Lane coming into the village from Long Stratton

from Sun-Jul-17-2022-07-00-PM to Wed-Oct-05-2022-02-59-PM

	29/08/2022	to	04/09/2022							
	Monday	Tuesday	Wednesday	Thursday	Friday	Saturday	Sunday	Week	Weekend	Week Day 85%
Hour	29/08/2022	30/08/2022	31/08/2022	01/09/2022	02/09/2022	03/09/2022	04/09/2022	Day Avg	Avg	Avg Speed
0 - 1	35	35	25	30	35	40	33.3	32	36.65	32
1 - 2	45	0	0	0	0	35	30	45	32.5	45
2 - 3	0	0	0	30	0	30	30	30	30	30
3 - 4	0	35	0	30	60	0	35	41.67	35	41.67
4 - 5	10	35	35	45	0	40	25	31.25	32.5	31.25
5 - 6	33.8	32.5	33.3	40	40	35	37.5	35.92	36.25	35.92
6 - 7	30	35	37.5	32.5	35	35	45	34	40	34
7 - 8	35	36	34.1	35	34	34	35	34.82	34.5	34.82
8 - 9	32.5	33.3	32.9	26.7	32.9	35	33.8	31.66	34.4	31.66
9 - 10	30	32.3	32.1	29	32.8	33.5	32.1	31.24	32.8	31.24
10 - 11	34	32.5	30	24.8	33.5	32.8	33.2	30.96	33	30.96
11 - 12	29.7	29.5	29.7	28	30	34	33.6	29.38	33.8	29.38
12 - 13	30.8	34.1	32.5	31.5	31.2	32.1	33.8	32.02	32.95	32.02
13 - 14	33.1	32.7	33.3	31.7	32.7	33.3	33.2	32.7	33.25	32.7
14 - 15	31.7	32.9	33.7	31.4	31.8	33.6	33.1	32.3	33.35	32.3
15 - 16	30.6	31.2	34.5	29.6	33.1	32.1	34	31.8	33.05	31.8
16 - 17	33.4	31.9	32.9	32.1	33.3	33.6	33.6	32.72	33.6	32.72
17 - 18	32.9	31.7	32.5	34.5	33.8	32.7	33.3	33.08	33	33.08
18 - 19	33.3	33.6	32.5	33.4	33	32.5	36.7	33.16	34.6	33.16
19 - 20	30	29.7	33.6	32.9	32.5	33.5	33.8	31.74	33.65	31.74
20 - 21	30	29.6	32.5	34.4	32.9	30	33.5	31.88	31.75	31.88
21 - 22	33.8	34	34.4	36.7	35	32.5	37.5	34.78	35	34.78
22 - 23	32.5	30	35	36.7	33.3	35	40	33.5	37.5	33.5
23 - 24	35	35	37.5	35	35	35	45	35.5	40	35.5
Totals	702.1	722.5	694.5	750.9	730.8	780.2	831			
% of Total	13.47%	13.86%	13.33%	14.41%	14.02%	14.97%	15.94%			

	05/09/2022	to	11/09/2022							
	Monday	Tuesday	Wednesday	Thursday	Friday	Saturday	Sunday	Week	Weekend	Week Day 85%
Hour	05/09/2022	06/09/2022	07/09/2022	08/09/2022	09/09/2022	10/09/2022	11/09/2022	Day Avg	Avg	Avg Speed
0 - 1	35	0	40	35	30	40	30	35	35	35
1 - 2	0	30	0	0	30	0	25	30	25	30
2 - 3	0	0	30	0	0	35	27.5	30	31.25	30
3 - 4	30	0	30	0	35	0	0	31.67	0	31.67
4 - 5	45	40	45	25	0	10	0	38.75	10	38.75
5 - 6	37.5	35	35	35	35	35	32.5	35.5	33.75	35.5
6 - 7	35	34.2	40	28.3	31.7	40	40	33.84	40	33.84
7 - 8	33.3	31.4	36.2	32.5	33.3	35	30	33.34	32.5	33.34
8 - 9	31.9	31.2	32.7	33	31.7	35	32.5	32.1	33.75	32.1
9 - 10	32.8	32.2	32.7	30.8	33.8	30	35	32.46	32.5	32.46
10 - 11	29.8	33.2	33.3	31.1	30	31.4	31	31.48	31.2	31.48
11 - 12	31	32	32.7	31.1	32.9	31.7	32.1	31.94	31.9	31.94
12 - 13	30	33.3	30	31.2	33.6	32.3	33.3	31.62	32.8	31.62
13 - 14	30	31.1	33.5	32.5	31.7	33	35	31.76	34	31.76
14 - 15	32.8	33.5	31	31.5	33.8	33.3	32.9	32.52	33.1	32.52
15 - 16	32.1	33.4	29.7	33.2	33.2	33.8	33.8	32.32	33.8	32.32
16 - 17	31.8	33.2	30	33	34.1	32.4	32.5	32.42	32.45	32.42
17 - 18	33.1	33.2	29.3	33.2	33.2	30.6	33.3	32.4	31.95	32.4
18 - 19	33.9	32.1	32.7	32.1	33.1	31.8	33.9	32.78	32.85	32.78
19 - 20	33.3	32.1	32.9	23.3	33.1	35	34.2	30.94	34.6	30.94
20 - 21	33.8	32	32.5	23.8	34.4	34	35	31.3	34.5	31.3
21 - 22	32.5	35	30	30	33	37.5	33.3	32.1	35.4	32.1
22 - 23	32.5	30	33.8	32.9	35	38.3	35	32.84	36.65	32.84
23 - 24	35	40	40	35	37.5	35	60	37.5	47.5	37.5
Totals	732.1	698.1	773	653.5	729.1	730.1	747.8			
% of Total	14.46%	13.79%	15.27%	12.91%	14.4%	14.42%	14.77%			

	12/09/2022	to	18/09/2022							
	Monday	Tuesday	Wednesday	Thursday	Friday	Saturday	Sunday	Week	Weekend	Week Day 85%
Hour	12/09/2022	13/09/2022	14/09/2022	15/09/2022	16/09/2022	17/09/2022	18/09/2022	Day Avg	Avg	Avg Speed
0 - 1	0	40	35	35	35	45	35	36.25	40	36.25
1 - 2	30	0	30	0	0	35	35	30	35	30
2 - 3	35	30	0	0	10	30	35	25	32.5	25
3 - 4	25	0	0	10	0	0	35	17.5	35	17.5
4 - 5	20	30	25	0	45	0	35	30	35	30
5 - 6	37.5	40	40	35	20	0	40	34.5	40	34.5
6 - 7	30	34	32.5	30	30	35	25	31.3	30	31.3
7 - 8	35	35	33.3	34.1	34.3	32.5	30	34.34	31.25	34.34
8 - 9	32.5	33.8	31.8	33.1	30.7	31.7	33.3	32.38	32.5	32.38
9 - 10	29.8	31.4	33.3	30	33.7	29.8	32.5	31.64	31.15	31.64
10 - 11	33	29.8	32.5	32.5	32.8	32.1	33.4	32.12	32.75	32.12
11 - 12	29.4	31.5	32.5	33.8	28.9	32.7	33.3	31.22	33	31.22
12 - 13	29.6	32.1	32.8	33.3	30.7	33.5	33.3	31.7	33.4	31.7
13 - 14	32.7	32.8	33.3	32.2	32	33	32.3	32.6	32.65	32.6
14 - 15	32.5	32.9	34.6	32.7	32	32	32.1	32.94	32.05	32.94
15 - 16	32.9	32.2	33.2	32.3	30.4	33.3	34.1	32.2	33.7	32.2
16 - 17	32.3	33.1	32.6	32.2	32.5	33	32.7	32.54	32.85	32.54
17 - 18	33.3	33.6	33.4	33.5	32.6	32.5	33.2	33.28	32.85	33.28
18 - 19	30	33.2	32.9	33	31.2	32.7	34.2	32.06	33.45	32.06
19 - 20	33	30	30.7	32.5	33	32.8	32.5	31.84	32.65	31.84
20 - 21	35	31.7	33	34	34.4	32	34	33.62	33	33.62
21 - 22	32.5	40	35	33.3	35	35	30	35.16	32.5	35.16
22 - 23	30	37.5	35	35	33.3	35	28.8	34.16	31.9	34.16
23 - 24	35	37.5	35	45	40	34	35	38.5	34.5	38.5
Totals	726	742.1	727.4	682.5	697.5	702.6	794.7			
% of Total	14.31%	14.63%	14.34%	13.45%	13.75%	13.85%	15.67%			

	19/09/2022	to	25/09/2022							
	Monday	Tuesday	Wednesday	Thursday	Friday	Saturday	Sunday	Week	Weekend	Week Day 85%
Hour	19/09/2022	20/09/2022	21/09/2022	22/09/2022	23/09/2022	24/09/2022	25/09/2022	Day Avg	Avg	Avg Speed
0 - 1	35	0	0	0	0	0	0	35	0	35
1 - 2	45	0	0	0	0	0	0	45	0	45
2 - 3	0	0	0	0	0	0	0	0	0	0
3 - 4	0	0	0	0	0	0	0	0	0	0
4 - 5	45	0	0	0	0	0	0	45	0	45
5 - 6	32.5	0	0	0	0	0	0	32.5	0	32.5
6 - 7	35	0	0	0	0	0	0	35	0	35
7 - 8	33.8	0	0	0	0	0	0	33.8	0	33.8
8 - 9	31.2	0	0	0	0	0	0	31.2	0	31.2
9 - 10	33.1	0	0	0	0	0	0	33.1	0	33.1
10 - 11	35	0	0	0	0	0	0	35	0	35
11 - 12	34	0	0	0	0	0	0	34	0	34
12 - 13	36.7	0	0	0	0	0	0	36.7	0	36.7
13 - 14	33	0	0	0	0	0	0	33	0	33
14 - 15	33.6	0	0	0	0	0	0	33.6	0	33.6
15 - 16	33.9	0	0	0	0	0	0	33.9	0	33.9
16 - 17	37	0	0	0	0	0	0	37	0	37
17 - 18	32.8	0	0	0	0	0	0	32.8	0	32.8
18 - 19	33.3	0	0	0	0	0	0	33.3	0	33.3
19 - 20	32.5	0	0	0	0	0	0	32.5	0	32.5
20 - 21	0	0	0	0	0	0	0	0	0	0
21 - 22	0	0	0	0	0	0	0	0	0	0
22 - 23	0	0	0	0	0	0	0	0	0	0
23 - 24	0	0	0	0	0	0	0	0	0	0
Totals	632.4	0	0	0	0	0	0			
% of Total	100%	0%	0%	0%	0%	0%	0%			

	26/09/2022	to	02/10/2022							
	Monday	Tuesday	Wednesday	Thursday	Friday	Saturday	Sunday	Week	Weekend	Week Day 85%
Hour	26/09/2022	27/09/2022	28/09/2022	29/09/2022	30/09/2022	01/10/2022	02/10/2022	Day Avg	Avg	Avg Speed
0 - 1	0	0	0	0	0	0	0	0	0	0
1 - 2	0	0	0	0	0	0	0	0	0	0
2 - 3	0	0	0	0	0	0	0	0	0	0
3 - 4	0	0	0	0	0	0	0	0	0	0
4 - 5	0	0	0	0	0	0	0	0	0	0
5 - 6	0	0	0	0	0	0	0	0	0	0
6 - 7	0	0	0	0	0	0	0	0	0	0
7 - 8	0	0	0	0	0	0	0	0	0	0
8 - 9	0	0	0	0	0	0	0	0	0	0
9 - 10	0	0	0	0	0	0	0	0	0	0
10 - 11	0	0	0	0	0	0	0	0	0	0
11 - 12	0	0	0	0	0	0	0	0	0	0
12 - 13	0	0	0	0	0	0	0	0	0	0
13 - 14	0	0	0	0	0	0	0	0	0	0
14 - 15	0	0	0	0	0	0	0	0	0	0
15 - 16	0	0	0	0	0	0	0	0	0	0
16 - 17	0	0	0	0	0	0	0	0	0	0
17 - 18	0	0	0	0	0	0	0	0	0	0
18 - 19	0	0	0	0	0	0	0	0	0	0
19 - 20	0	0	0	0	0	0	0	0	0	0
20 - 21	0	0	0	0	0	0	0	0	0	0
21 - 22	0	0	0	0	0	0	0	0	0	0
22 - 23	0	0	0	0	0	0	0	0	0	0
23 - 24	0	0	0	0	0	0	0	0	0	0
Totals	0	0	0	0	0	0	0			
% of Total	0%	0%	0%	0%	0%	0%	0%			

	03/10/2022	to	09/10/2022							
	Monday	Tuesday	Wednesday	Thursday	Friday	Saturday	Sunday	Week	Weekend	Week Day 85%
Hour	03/10/2022	04/10/2022	05/10/2022	06/10/2022	07/10/2022	08/10/2022	09/10/2022	Day Avg	Avg	Avg Speed
0 - 1	0	0	0	*	*	*	*	0	0	0
1 - 2	0	0	0	*	*	*	*	0	0	0
2 - 3	0	0	0	*	*	*	*	0	0	0
3 - 4	0	0	0	*	*	*	*	0	0	0
4 - 5	0	0	0	*	*	*	*	0	0	0
5 - 6	0	0	0	*	*	*	*	0	0	0
6 - 7	0	0	0	*	*	*	*	0	0	0
7 - 8	0	0	0	*	*	*	*	0	0	0
8 - 9	0	0	0	*	*	*	*	0	0	0
9 - 10	0	0	0	*	*	*	*	0	0	0
10 - 11	0	0	0	*	*	*	*	0	0	0
11 - 12	0	0	0	*	*	*	*	0	0	0
12 - 13	0	0	0	*	*	*	*	0	0	0
13 - 14	0	0	0	*	*	*	*	0	0	0
14 - 15	0	0	0	*	*	*	*	0	0	0
15 - 16	0	0	*	*	*	*	*	0	0	0
16 - 17	0	0	*	*	*	*	*	0	0	0
17 - 18	0	0	*	*	*	*	*	0	0	0
18 - 19	0	0	*	*	*	*	*	0	0	0
19 - 20	0	0	*	*	*	*	*	0	0	0
20 - 21	0	0	*	*	*	*	*	0	0	0
21 - 22	0	0	*	*	*	*	*	0	0	0
22 - 23	0	0	*	*	*	*	*	0	0	0
23 - 24	0	0	*	*	*	*	*	0	0	0
Totals	0	0	0	0	0	0	0			
% of Total	0%	0%	0%	0%	0%	0%	0%			

Incoming Monthly EightyFifthSpeeds
 Outside Village Hall
 Hall Lane coming into the village from Long Stratton

from Sun-Jul-17-2022-07-00-PM to Wed-Oct-05-2022-02-59-PM

Hour	Jul 2022							Week Day Avg	Weekend Avg	Week Day 85% Avg Speed
	Monday	Tuesday	Wednesday	Thursday	Friday	Saturday	Sunday			
0 - 1	35	45	30	30	35	35	30	35	32.5	35
1 - 2	50	35	45	35	40	40	35	41	37.5	41
2 - 3	0	0	30	0	0	30	40	30	35	30
3 - 4	10	30	30	30	30	37.5	0	26	37.5	26
4 - 5	37.5	35	30	40	45	35	30	37.5	32.5	37.5
5 - 6	39	38	37	35	35	35	37.5	36.8	36.25	36.8
6 - 7	45	36.7	35	34.4	40	36.7	35	38.22	35.85	38.22
7 - 8	34.4	34.8	32.6	34.8	34.3	37.5	35	34.18	36.25	34.18
8 - 9	34.7	33.2	33.6	32.9	30.5	32.5	32.9	32.98	32.7	32.98
9 - 10	33.4	32.6	32.9	30.4	31.7	33.2	29.8	32.2	31.5	32.2
10 - 11	33.9	31	32.4	31.8	32.9	33	33.7	32.4	33.35	32.4
11 - 12	34.4	32.9	32	32.4	32.5	33.3	32.8	32.84	33.05	32.84
12 - 13	33.1	33	32.5	29.6	33	33.8	33	32.24	33.4	32.24
13 - 14	34.8	33.2	32.6	34.1	33.7	32.1	33	33.68	32.55	33.68
14 - 15	33	33.6	32.5	32.6	33.4	33.3	32.1	33.02	32.7	33.02
15 - 16	33.4	33	34	32.5	32.1	31.9	32.5	33	32.2	33
16 - 17	32.1	33.6	33.4	33.3	32.7	33.1	33.2	33.02	33.15	33.02
17 - 18	33.7	34	32.9	32.6	33.4	30.5	32.1	33.32	31.3	33.32
18 - 19	33.8	33.7	34.2	33.6	33.5	33.3	33.1	33.76	33.2	33.76
19 - 20	35.6	33.4	32.7	34.8	33.4	33.9	34.4	33.98	34.15	33.98
20 - 21	33.3	34.2	34.1	33.6	36.4	34.1	34.4	34.32	34.25	34.32
21 - 22	31.2	33.6	31	33.6	33.6	36.7	32.9	32.6	34.8	32.6
22 - 23	33.8	40	32.9	33.6	32.5	33.5	35	34.56	34.25	34.56
23 - 24	33.3	37.5	36.7	40	30	31.7	35	35.5	33.35	35.5

Incoming Monthly EightyFifthSpeeds
 Outside Village Hall
 Hall Lane coming into the village from Long Stratton

from Sun-Jul-17-2022-07-00-PM to Wed-Oct-05-2022-02-59-PM

Hour	Aug 2022							Week Day Avg	Weekend Avg	Week Day 85% Avg Speed
	Monday	Tuesday	Wednesday	Thursday	Friday	Saturday	Sunday			
0 - 1	32.5	35	35	45	32.5	34.3	38.3	36	36.3	36
1 - 2	35	35	35	40	37.5	35	35	36.5	35	36.5
2 - 3	0	0	35	0	30	32.5	38.3	32.5	35.4	32.5
3 - 4	0	32.5	35	25	30	0	40	30.62	40	30.62
4 - 5	40	38.3	40	40	40	35	40	39.66	37.5	39.66
5 - 6	38	34.5	34.3	38.1	34.7	36.7	34	35.92	35.35	35.92
6 - 7	34.7	34.5	34	35	37.9	40	32.5	35.22	36.25	35.22
7 - 8	33.9	33.8	34.2	34.4	34.8	33.9	33.8	34.22	33.85	34.22
8 - 9	32.8	32.6	33.1	33.3	32.1	31.9	33.8	32.78	32.85	32.78
9 - 10	32.7	31.5	31.9	32.6	33	32.5	33.5	32.34	33	32.34
10 - 11	32.3	32.3	29.6	29.8	31.3	32.3	33	31.06	32.65	31.06
11 - 12	31.7	30.9	30.6	31.9	32.2	31.9	32.3	31.46	32.1	31.46
12 - 13	32	31.9	32.6	32.4	32.4	30.6	33.2	32.26	31.9	32.26
13 - 14	32.9	32.3	32.6	32.2	32.9	33	33.9	32.58	33.45	32.58
14 - 15	32.4	32.5	33.3	32.8	32.9	33	33.3	32.78	33.15	32.78
15 - 16	32.3	32.4	32.9	31.1	32.7	33.7	33.8	32.28	33.75	32.28
16 - 17	33.1	33	32.7	33.5	33.1	32.7	33.1	33.08	32.9	33.08
17 - 18	33.1	33	33.2	33.7	32.9	33.4	32.8	33.18	33.1	33.18
18 - 19	33.2	33.5	33.4	32.9	33.9	33.2	33.3	33.38	33.25	33.38
19 - 20	32.6	33.2	33.1	32.4	33.3	32.8	32.9	32.92	32.85	32.92
20 - 21	32.7	31.2	31.8	33.7	34.3	34.6	33.2	32.74	33.9	32.74
21 - 22	34.6	33.7	33.8	34.5	33.8	34.6	35	34.08	34.8	34.08
22 - 23	34.4	34.4	34.2	36	34.2	34.2	35	34.64	34.6	34.64
23 - 24	35	38.8	39.5	39	36.2	34.1	39	37.7	36.55	37.7

Incoming Monthly EightyFifthSpeeds
 Outside Village Hall
 Hall Lane coming into the village from Long Stratton

from Sun-Jul-17-2022-07-00-PM to Wed-Oct-05-2022-02-59-PM

Hour	Sep 2022							Week Day Avg	Weekend Avg	Week Day 85% Avg Speed
	Monday	Tuesday	Wednesday	Thursday	Friday	Saturday	Sunday			
0 - 1	35	40	40	32.5	35	42.5	34	36.5	38.25	36.5
1 - 2	45	30	30	0	30	32.5	32.5	33.75	32.5	33.75
2 - 3	35	30	30	30	10	30	30	27	30	27
3 - 4	30	0	30	30	35	0	35	31.25	35	31.25
4 - 5	42.5	40	45	40	45	40	35	42.5	37.5	42.5
5 - 6	37.5	40	37.5	37.5	35	40	36.7	37.5	38.35	37.5
6 - 7	33.8	34.1	35	31.7	33.6	35	40	33.64	37.5	33.64
7 - 8	34.2	33.3	34.1	33.8	34.1	33.8	32.5	33.9	33.15	33.9
8 - 9	32	32.8	32	31.7	31.5	33.9	33.3	32	33.6	32
9 - 10	31.9	31.9	33	29.8	33.4	31.8	32.9	32	32.35	32
10 - 11	32.6	31.9	32.9	30	32.1	32.3	33.1	31.9	32.7	31.9
11 - 12	31.1	31.8	32.6	30.4	31.4	33.1	33.2	31.46	33.15	31.46
12 - 13	31.7	33	31.7	32.3	32.9	32.8	33.4	32.32	33.1	32.32
13 - 14	32.4	32.2	33.4	32.3	32.3	33	33.6	32.52	33.3	32.52
14 - 15	32.7	33.1	33.6	31.9	33	33	32.6	32.86	32.8	32.86
15 - 16	32.9	32.9	32	31.9	32.6	33.2	34	32.46	33.6	32.46
16 - 17	32.8	33.2	31.8	32.5	33.5	33	32.8	32.76	32.9	32.76
17 - 18	33.1	33.3	32.3	33.7	33.3	32.2	33.1	33.14	32.65	33.14
18 - 19	33	32.6	32.7	32.9	32.7	32.5	34.6	32.78	33.55	32.78
19 - 20	33.1	31.9	32.4	32	32.9	33.8	33.6	32.46	33.7	32.46
20 - 21	34.2	31.9	32.3	33.8	34	32.8	33.9	33.24	33.35	33.24
21 - 22	32.5	37.5	36.2	34.6	34	34.4	35	34.96	34.7	34.96
22 - 23	31.7	37.5	34.5	34.2	33.8	36.7	35	34.34	35.85	34.34
23 - 24	35	38.3	37.5	42.5	38	34.5	45	38.26	39.75	38.26

Hour	Oct 2022							Week Day Avg	Weekend Avg	Week Day 85% Avg Speed
	Monday	Tuesday	Wednesday	Thursday	Friday	Saturday	Sunday			
0 - 1	0	0	0	*	*	0	0	0	0	0
1 - 2	0	0	0	*	*	0	0	0	0	0
2 - 3	0	0	0	*	*	0	0	0	0	0
3 - 4	0	0	0	*	*	0	0	0	0	0
4 - 5	0	0	0	*	*	0	0	0	0	0
5 - 6	0	0	0	*	*	0	0	0	0	0
6 - 7	0	0	0	*	*	0	0	0	0	0
7 - 8	0	0	0	*	*	0	0	0	0	0
8 - 9	0	0	0	*	*	0	0	0	0	0
9 - 10	0	0	0	*	*	0	0	0	0	0
10 - 11	0	0	0	*	*	0	0	0	0	0
11 - 12	0	0	0	*	*	0	0	0	0	0
12 - 13	0	0	0	*	*	0	0	0	0	0
13 - 14	0	0	0	*	*	0	0	0	0	0
14 - 15	0	0	0	*	*	0	0	0	0	0
15 - 16	0	0	*	*	*	0	0	0	0	0
16 - 17	0	0	*	*	*	0	0	0	0	0
17 - 18	0	0	*	*	*	0	0	0	0	0
18 - 19	0	0	*	*	*	0	0	0	0	0
19 - 20	0	0	*	*	*	0	0	0	0	0
20 - 21	0	0	*	*	*	0	0	0	0	0
21 - 22	0	0	*	*	*	0	0	0	0	0
22 - 23	0	0	*	*	*	0	0	0	0	0
23 - 24	0	0	*	*	*	0	0	0	0	0

Starting Hour	Count	Average Speed of all Traffic	Violator Counts	Average Speed of Violators
00:00:00	0	N/A	N/A	N/A
01:00:00	0	N/A	N/A	N/A
02:00:00	0	N/A	N/A	N/A
03:00:00	0	N/A	N/A	N/A
04:00:00	0	N/A	N/A	N/A
05:00:00	0	N/A	N/A	N/A
06:00:00	0	N/A	N/A	N/A
07:00:00	0	N/A	N/A	N/A
08:00:00	0	N/A	N/A	N/A
09:00:00	0	N/A	N/A	N/A
10:00:00	0	N/A	N/A	N/A
11:00:00	0	N/A	N/A	N/A
12:00:00	0	N/A	N/A	N/A
13:00:00	0	N/A	N/A	N/A
14:00:00	0	N/A	N/A	N/A
15:00:00	0	N/A	N/A	N/A
16:00:00	0	N/A	N/A	N/A
17:00:00	0	N/A	N/A	N/A
18:00:00	0	N/A	N/A	N/A
19:00:00	15	20.0	8	33.1
20:00:00	18	21.7	5	34.5
21:00:00	12	20.6	2	32.5
22:00:00	11	28.9	3	35.8
23:00:00	4	33.8	2	40.0
00:00:00	1	32.5	1	32.5
01:00:00	1	27.5	0	0.0
02:00:00	0	N/A	N/A	N/A
03:00:00	1	7.5	0	0.0
04:00:00	2	35.0	2	35.0
05:00:00	10	34.0	8	35.6
06:00:00	5	19.0	2	32.5
07:00:00	30	21.4	15	33.5
08:00:00	35	19.6	14	34.3
09:00:00	45	16.8	12	33.8
10:00:00	41	18.4	13	34.4
11:00:00	30	20.8	10	35.0
12:00:00	50	17.1	19	33.6
13:00:00	34	19.9	20	34.0
14:00:00	40	20.3	13	34.8
15:00:00	53	15.3	18	33.6
16:00:00	65	13.7	20	33.5
17:00:00	47	16.7	22	33.9
18:00:00	32	20.0	16	33.4
19:00:00	28	21.3	14	33.9
20:00:00	27	20.2	5	32.5
21:00:00	27	15.9	6	32.5
22:00:00	8	23.1	5	32.5
23:00:00	3	18.3	0	0.0
00:00:00	2	40.0	2	40.0
01:00:00	1	32.5	1	32.5
02:00:00	0	N/A	N/A	N/A

Starting Hour	Count	Average Speed of all Traffic	Violator Counts	Average Speed of Violators
03:00:00	0	N/A	N/A	N/A
04:00:00	1	37.5	1	37.5
05:00:00	10	26.0	8	34.4
06:00:00	9	28.1	3	32.5
07:00:00	28	23.1	11	34.8
08:00:00	39	19.6	15	32.8
09:00:00	44	15.5	12	33.3
10:00:00	45	15.3	7	32.5
11:00:00	39	15.8	7	34.6
12:00:00	43	13.8	13	32.9
13:00:00	41	15.2	14	32.9
14:00:00	42	20.2	18	34.2
15:00:00	57	13.0	24	33.1
16:00:00	62	14.9	30	33.7
17:00:00	44	17.1	20	33.3
18:00:00	25	19.6	14	32.9
19:00:00	26	22.3	10	34.0
20:00:00	22	25.0	10	35.0
21:00:00	11	22.0	3	32.5
22:00:00	14	29.3	10	37.5
23:00:00	3	34.2	2	37.5
00:00:00	0	N/A	N/A	N/A
01:00:00	1	32.5	1	32.5
02:00:00	2	25.0	0	0.0
03:00:00	0	N/A	N/A	N/A
04:00:00	2	30.0	1	37.5
05:00:00	11	23.2	7	33.9
06:00:00	13	21.2	6	33.3
07:00:00	44	14.7	10	33.0
08:00:00	49	15.7	18	33.1
09:00:00	38	15.8	13	33.3
10:00:00	33	17.3	11	33.0
11:00:00	40	15.8	5	34.5
12:00:00	38	18.0	8	33.1
13:00:00	52	13.1	16	32.5
14:00:00	33	15.5	5	32.5
15:00:00	68	12.8	31	33.5
16:00:00	71	13.4	24	33.3
17:00:00	71	12.6	26	33.3
18:00:00	45	16.3	19	33.3
19:00:00	31	23.0	12	36.3
20:00:00	25	18.3	13	33.7
21:00:00	12	21.0	2	32.5
22:00:00	16	21.3	4	32.5
23:00:00	10	27.3	4	33.8
00:00:00	2	27.5	0	0.0
01:00:00	2	32.5	2	32.5
02:00:00	0	N/A	N/A	N/A
03:00:00	0	N/A	N/A	N/A
04:00:00	1	27.5	0	0.0
05:00:00	6	30.8	3	34.2

Starting Hour	Count	Average Speed of all Traffic	Violator Counts	Average Speed of Violators
06:00:00	10	24.5	4	36.3
07:00:00	29	19.6	14	34.3
08:00:00	55	15.3	14	33.9
09:00:00	36	17.9	5	32.5
10:00:00	45	13.0	6	32.5
11:00:00	38	14.8	4	32.5
12:00:00	65	10.6	5	32.5
13:00:00	47	18.7	19	33.8
14:00:00	58	17.6	18	33.9
15:00:00	75	11.7	15	33.2
16:00:00	64	14.2	31	33.1
17:00:00	84	12.5	30	33.0
18:00:00	44	17.3	22	33.0
19:00:00	33	20.4	16	34.7
20:00:00	17	20.9	4	36.3
21:00:00	18	21.5	7	33.9
22:00:00	21	19.0	5	33.5
23:00:00	4	33.8	3	35.8
00:00:00	2	27.5	0	0.0
01:00:00	2	35.0	2	35.0
02:00:00	0	N/A	N/A	N/A
03:00:00	0	N/A	N/A	N/A
04:00:00	4	33.8	2	40.0
05:00:00	5	27.0	4	35.0
06:00:00	9	25.0	4	33.8
07:00:00	34	18.1	15	33.8
08:00:00	48	13.4	7	33.9
09:00:00	44	14.2	10	33.0
10:00:00	32	20.5	8	33.1
11:00:00	44	16.4	11	33.0
12:00:00	42	15.9	11	33.0
13:00:00	62	15.7	30	34.0
14:00:00	65	14.8	22	34.8
15:00:00	76	11.8	8	33.1
16:00:00	54	13.2	14	32.9
17:00:00	70	12.2	14	34.3
18:00:00	69	13.3	25	33.9
19:00:00	45	14.7	19	33.0
20:00:00	34	24.3	16	36.6
21:00:00	17	22.8	6	35.8
22:00:00	17	23.4	8	35.0
23:00:00	6	29.2	2	35.0
00:00:00	4	33.8	3	35.8
01:00:00	3	32.5	2	35.0
02:00:00	0	N/A	N/A	N/A
03:00:00	3	32.5	2	35.0
04:00:00	2	22.5	1	37.5
05:00:00	2	35.0	2	35.0
06:00:00	3	34.2	3	34.2
07:00:00	6	32.5	4	35.0
08:00:00	20	20.1	5	32.5

Starting Hour	Count	Average Speed of all Traffic	Violator Counts	Average Speed of Violators
09:00:00	27	20.2	8	33.1
10:00:00	32	19.9	9	33.6
11:00:00	51	16.2	12	35.0
12:00:00	56	15.0	18	33.1
13:00:00	36	18.3	10	34.0
14:00:00	41	17.3	15	32.8
15:00:00	57	12.9	8	32.5
16:00:00	49	17.3	23	33.6
17:00:00	47	16.1	8	34.4
18:00:00	38	16.9	10	34.0
19:00:00	43	17.8	16	34.1
20:00:00	25	20.6	9	33.1
21:00:00	26	19.8	9	36.4
22:00:00	17	23.2	9	33.1
23:00:00	8	28.1	3	34.2
00:00:00	6	27.5	1	32.5
01:00:00	5	32.5	3	35.8
02:00:00	1	37.5	1	37.5
03:00:00	0	N/A	N/A	N/A
04:00:00	2	22.5	0	0.0
05:00:00	4	32.5	2	37.5
06:00:00	1	37.5	1	37.5
07:00:00	1	32.5	1	32.5
08:00:00	14	21.6	3	32.5
09:00:00	15	20.3	2	32.5
10:00:00	39	18.1	15	34.2
11:00:00	46	15.4	15	32.8
12:00:00	49	17.0	18	33.1
13:00:00	36	18.6	19	33.8
14:00:00	38	14.7	17	32.8
15:00:00	29	21.3	10	35.0
16:00:00	35	19.3	22	33.4
17:00:00	23	23.3	11	33.4
18:00:00	28	25.9	14	35.0
19:00:00	39	21.0	19	33.6
20:00:00	16	25.6	6	35.0
21:00:00	15	21.0	2	32.5
22:00:00	8	31.9	5	35.5
23:00:00	2	32.5	2	32.5
00:00:00	0	N/A	N/A	N/A
01:00:00	2	40.0	2	40.0
02:00:00	0	N/A	N/A	N/A
03:00:00	0	N/A	N/A	N/A
04:00:00	4	27.5	1	37.5
05:00:00	6	26.3	2	37.5
06:00:00	9	30.0	6	37.5
07:00:00	30	23.2	16	35.0
08:00:00	34	21.6	14	33.9
09:00:00	34	22.1	13	34.0
10:00:00	30	18.5	12	32.9
11:00:00	45	14.3	8	35.6

Starting Hour	Count	Average Speed of all Traffic	Violator Counts	Average Speed of Violators
12:00:00	51	15.5	17	33.4
13:00:00	46	16.7	20	33.5
14:00:00	55	14.3	14	33.6
15:00:00	41	17.0	14	33.6
16:00:00	64	10.6	13	32.5
17:00:00	67	12.7	21	33.2
18:00:00	48	15.6	23	32.9
19:00:00	29	19.2	13	34.4
20:00:00	23	23.2	9	36.4
21:00:00	17	24.0	3	34.2
22:00:00	10	26.3	4	32.5
23:00:00	6	30.0	3	32.5
00:00:00	0	N/A	N/A	N/A
01:00:00	1	32.5	1	32.5
02:00:00	0	N/A	N/A	N/A
03:00:00	1	27.5	0	0.0
04:00:00	5	24.0	2	32.5
05:00:00	5	34.5	5	34.5
06:00:00	10	32.0	7	35.4
07:00:00	25	25.0	15	34.5
08:00:00	25	20.9	6	32.5
09:00:00	35	19.6	13	33.3
10:00:00	26	23.7	7	33.9
11:00:00	30	20.9	8	34.4
12:00:00	47	15.2	14	33.2
13:00:00	42	18.8	11	33.9
14:00:00	46	14.3	13	32.9
15:00:00	59	13.3	14	32.9
16:00:00	58	14.5	14	33.6
17:00:00	54	14.8	16	33.8
18:00:00	44	18.0	19	33.3
19:00:00	20	21.6	8	33.8
20:00:00	25	19.9	9	33.6
21:00:00	12	19.6	3	34.2
22:00:00	14	28.8	9	35.3
23:00:00	13	23.3	4	33.8
00:00:00	4	30.0	1	37.5
01:00:00	2	37.5	2	37.5
02:00:00	0	N/A	N/A	N/A
03:00:00	1	27.5	0	0.0
04:00:00	4	16.9	0	0.0
05:00:00	9	24.7	7	34.6
06:00:00	5	34.5	3	39.2
07:00:00	27	22.1	9	33.1
08:00:00	23	21.0	8	33.8
09:00:00	31	17.7	8	33.1
10:00:00	48	16.2	11	33.4
11:00:00	59	15.2	16	33.8
12:00:00	67	12.9	19	33.8
13:00:00	57	14.8	17	32.8
14:00:00	52	15.4	13	34.0

Starting Hour	Count	Average Speed of all Traffic	Violator Counts	Average Speed of Violators
15:00:00	39	18.7	15	33.8
16:00:00	49	17.4	19	33.6
17:00:00	59	12.9	18	32.8
18:00:00	60	16.4	22	33.9
19:00:00	43	15.2	6	33.3
20:00:00	29	20.7	15	33.2
21:00:00	15	15.8	3	32.5
22:00:00	14	18.0	5	33.5
23:00:00	8	31.9	3	40.8
00:00:00	1	22.5	0	0.0
01:00:00	1	32.5	1	32.5
02:00:00	0	N/A	N/A	N/A
03:00:00	0	N/A	N/A	N/A
04:00:00	3	29.2	1	37.5
05:00:00	7	25.0	3	34.2
06:00:00	10	24.0	6	33.3
07:00:00	19	26.8	12	34.2
08:00:00	30	20.4	9	34.2
09:00:00	50	13.2	10	33.0
10:00:00	36	15.6	11	33.0
11:00:00	42	17.2	19	33.3
12:00:00	35	17.1	6	34.2
13:00:00	44	16.2	13	33.3
14:00:00	52	15.6	15	33.2
15:00:00	52	14.7	15	33.2
16:00:00	72	12.5	20	33.3
17:00:00	51	14.2	10	33.0
18:00:00	67	14.1	21	33.5
19:00:00	38	17.3	14	34.3
20:00:00	22	20.1	10	33.0
21:00:00	27	20.5	12	32.9
22:00:00	12	30.4	7	33.9
23:00:00	2	35.0	2	35.0
00:00:00	1	32.5	1	32.5
01:00:00	1	32.5	1	32.5
02:00:00	0	N/A	N/A	N/A
03:00:00	2	25.0	0	0.0
04:00:00	2	40.0	2	40.0
05:00:00	5	26.0	4	33.8
06:00:00	12	32.7	10	37.0
07:00:00	24	21.7	12	33.3
08:00:00	36	16.9	8	33.1
09:00:00	32	19.9	7	32.5
10:00:00	35	15.5	12	32.5
11:00:00	55	14.9	15	34.2
12:00:00	50	14.2	16	32.8
13:00:00	46	17.8	13	33.3
14:00:00	47	16.9	10	33.5
15:00:00	50	13.6	21	33.2
16:00:00	63	11.9	24	32.5
17:00:00	73	12.1	27	33.4

Starting Hour	Count	Average Speed of all Traffic	Violator Counts	Average Speed of Violators
18:00:00	54	15.4	16	34.4
19:00:00	33	18.8	10	35.0
20:00:00	22	21.3	5	34.5
21:00:00	10	20.5	0	0.0
22:00:00	16	15.5	1	32.5
23:00:00	13	13.8	1	32.5
00:00:00	4	19.4	1	32.5
01:00:00	6	27.9	3	37.5
02:00:00	3	18.3	0	0.0
03:00:00	0	N/A	N/A	N/A
04:00:00	2	32.5	2	32.5
05:00:00	2	30.0	1	32.5
06:00:00	7	30.4	4	33.8
07:00:00	11	25.9	5	34.5
08:00:00	28	17.2	8	34.4
09:00:00	31	19.4	9	33.1
10:00:00	50	16.2	20	33.3
11:00:00	64	11.8	27	33.2
12:00:00	50	15.5	18	33.3
13:00:00	38	16.8	9	33.6
14:00:00	32	19.1	13	32.9
15:00:00	44	17.2	13	33.7
16:00:00	74	11.4	19	33.0
17:00:00	39	15.6	6	32.5
18:00:00	42	16.3	13	34.0
19:00:00	40	18.0	11	33.0
20:00:00	22	23.8	9	36.9
21:00:00	12	26.3	7	33.9
22:00:00	18	19.9	6	32.5
23:00:00	10	17.8	0	0.0
00:00:00	10	22.5	2	40.0
01:00:00	2	27.5	0	0.0
02:00:00	2	30.0	1	32.5
03:00:00	0	N/A	N/A	N/A
04:00:00	0	N/A	N/A	N/A
05:00:00	4	23.1	3	32.5
06:00:00	3	22.5	1	32.5
07:00:00	2	20.0	0	0.0
08:00:00	18	27.4	6	34.2
09:00:00	30	16.9	3	34.2
10:00:00	38	17.8	13	32.9
11:00:00	33	18.8	9	33.6
12:00:00	44	15.4	8	33.1
13:00:00	44	15.0	9	32.5
14:00:00	38	14.7	3	32.5
15:00:00	31	14.2	0	0.0
16:00:00	27	13.0	0	0.0
17:00:00	27	11.5	0	0.0
18:00:00	27	17.2	0	0.0
19:00:00	22	21.7	10	33.0
20:00:00	14	27.1	6	36.7

Starting Hour	Count	Average Speed of all Traffic	Violator Counts	Average Speed of Violators
21:00:00	9	28.9	4	37.5
22:00:00	12	25.4	5	33.5
23:00:00	2	32.5	2	32.5
00:00:00	3	22.5	0	0.0
01:00:00	1	17.5	0	0.0
02:00:00	0	N/A	N/A	N/A
03:00:00	0	N/A	N/A	N/A
04:00:00	1	37.5	1	37.5
05:00:00	9	26.1	3	35.8
06:00:00	14	26.1	5	36.5
07:00:00	31	17.7	10	33.5
08:00:00	31	16.7	9	33.1
09:00:00	34	17.3	9	32.5
10:00:00	42	18.2	9	33.6
11:00:00	45	15.1	9	32.5
12:00:00	45	12.7	4	32.5
13:00:00	42	16.0	10	33.0
14:00:00	40	15.0	9	33.1
15:00:00	46	14.7	10	32.5
16:00:00	66	13.4	27	33.1
17:00:00	66	13.5	18	33.1
18:00:00	41	15.7	12	32.9
19:00:00	20	23.8	9	32.5
20:00:00	19	23.6	7	34.6
21:00:00	14	27.1	6	36.7
22:00:00	9	27.2	7	32.5
23:00:00	4	32.5	2	37.5
00:00:00	1	32.5	1	32.5
01:00:00	0	N/A	N/A	N/A
02:00:00	0	N/A	N/A	N/A
03:00:00	1	32.5	1	32.5
04:00:00	1	37.5	1	37.5
05:00:00	8	24.7	3	32.5
06:00:00	9	24.2	6	34.2
07:00:00	17	20.6	5	33.5
08:00:00	26	21.3	7	33.2
09:00:00	28	18.3	7	32.5
10:00:00	32	17.4	8	32.5
11:00:00	41	15.2	10	33.0
12:00:00	47	15.3	9	33.1
13:00:00	58	16.2	14	33.9
14:00:00	36	16.9	10	33.5
15:00:00	48	15.6	16	33.8
16:00:00	61	14.2	23	33.2
17:00:00	70	12.2	25	32.7
18:00:00	58	13.0	17	32.8
19:00:00	24	25.6	12	34.6
20:00:00	25	21.0	8	33.1
21:00:00	14	18.4	4	33.8
22:00:00	6	23.8	1	32.5
23:00:00	4	31.3	3	32.5

Starting Hour	Count	Average Speed of all Traffic	Violator Counts	Average Speed of Violators
00:00:00	3	35.8	2	40.0
01:00:00	0	N/A	N/A	N/A
02:00:00	0	N/A	N/A	N/A
03:00:00	0	N/A	N/A	N/A
04:00:00	1	27.5	0	0.0
05:00:00	6	30.0	3	32.5
06:00:00	12	22.9	4	32.5
07:00:00	24	18.9	14	33.2
08:00:00	35	18.7	9	33.1
09:00:00	37	17.7	9	33.6
10:00:00	31	15.2	2	32.5
11:00:00	54	12.8	5	32.5
12:00:00	36	16.3	9	33.1
13:00:00	54	13.5	17	32.5
14:00:00	40	18.3	17	34.6
15:00:00	55	14.1	14	32.9
16:00:00	56	15.2	12	33.8
17:00:00	67	14.1	24	33.1
18:00:00	54	12.1	13	33.7
19:00:00	34	22.5	18	35.3
20:00:00	20	18.5	3	32.5
21:00:00	16	20.9	3	35.8
22:00:00	11	25.5	3	32.5
23:00:00	10	30.3	6	36.7
00:00:00	1	37.5	1	37.5
01:00:00	1	37.5	1	37.5
02:00:00	0	N/A	N/A	N/A
03:00:00	0	N/A	N/A	N/A
04:00:00	1	37.5	1	37.5
05:00:00	8	32.2	8	36.3
06:00:00	6	25.4	2	35.0
07:00:00	30	20.6	17	34.3
08:00:00	31	17.5	9	33.1
09:00:00	24	15.9	4	32.5
10:00:00	27	13.1	1	32.5
11:00:00	40	14.8	0	0.0
12:00:00	49	15.3	10	33.5
13:00:00	52	15.9	11	33.0
14:00:00	39	17.1	10	33.0
15:00:00	61	12.6	10	32.5
16:00:00	61	13.7	18	33.9
17:00:00	65	14.9	23	33.6
18:00:00	48	16.0	10	34.0
19:00:00	35	14.1	10	32.5
20:00:00	32	19.6	8	36.3
21:00:00	29	20.4	7	35.4
22:00:00	19	27.8	8	36.9
23:00:00	10	31.8	7	37.5
00:00:00	2	30.0	1	32.5
01:00:00	1	37.5	1	37.5
02:00:00	1	7.5	0	0.0

Starting Hour	Count	Average Speed of all Traffic	Violator Counts	Average Speed of Violators
03:00:00	1	32.5	1	32.5
04:00:00	0	N/A	N/A	N/A
05:00:00	7	32.5	5	34.5
06:00:00	9	34.7	7	37.5
07:00:00	20	21.0	9	35.3
08:00:00	35	16.5	8	32.5
09:00:00	32	17.7	9	33.6
10:00:00	39	17.2	7	33.9
11:00:00	26	20.9	7	33.2
12:00:00	50	16.1	11	33.4
13:00:00	48	16.4	14	33.9
14:00:00	39	16.5	12	33.3
15:00:00	45	17.9	12	34.2
16:00:00	53	13.5	14	32.9
17:00:00	58	11.0	8	32.5
18:00:00	52	13.7	12	33.3
19:00:00	38	17.8	14	32.9
20:00:00	23	23.0	7	36.1
21:00:00	15	24.8	3	39.2
22:00:00	16	23.8	9	34.7
23:00:00	2	25.0	0	0.0
00:00:00	4	27.5	1	32.5
01:00:00	2	27.5	1	32.5
02:00:00	0	N/A	N/A	N/A
03:00:00	0	N/A	N/A	N/A
04:00:00	0	N/A	N/A	N/A
05:00:00	5	32.5	3	35.8
06:00:00	7	33.2	5	37.5
07:00:00	16	21.9	4	37.5
08:00:00	18	24.0	6	35.0
09:00:00	30	18.7	6	33.3
10:00:00	40	19.6	11	34.3
11:00:00	53	14.0	17	32.8
12:00:00	47	14.3	5	33.5
13:00:00	48	16.4	12	33.3
14:00:00	44	17.1	12	33.8
15:00:00	41	20.1	14	33.2
16:00:00	68	11.9	17	32.8
17:00:00	59	14.4	19	33.6
18:00:00	36	15.8	12	32.9
19:00:00	41	18.6	12	33.8
20:00:00	22	27.2	10	32.5
21:00:00	20	25.4	10	34.5
22:00:00	9	23.1	4	33.8
23:00:00	7	28.9	4	32.5
00:00:00	6	28.8	3	40.8
01:00:00	5	30.5	2	35.0
02:00:00	1	37.5	1	37.5
03:00:00	0	N/A	N/A	N/A
04:00:00	2	37.5	2	37.5
05:00:00	2	32.5	1	37.5

Starting Hour	Count	Average Speed of all Traffic	Violator Counts	Average Speed of Violators
06:00:00	1	22.5	0	0.0
07:00:00	8	21.9	6	32.5
08:00:00	18	19.4	5	33.5
09:00:00	33	19.2	15	33.5
10:00:00	32	20.4	11	33.4
11:00:00	31	19.4	8	33.1
12:00:00	38	16.9	6	34.2
13:00:00	44	18.4	15	33.5
14:00:00	40	17.5	14	33.2
15:00:00	30	16.1	10	33.5
16:00:00	43	17.0	11	33.0
17:00:00	24	20.3	5	32.5
18:00:00	37	18.5	11	33.0
19:00:00	23	20.1	5	33.5
20:00:00	18	20.8	6	35.0
21:00:00	12	24.2	5	34.5
22:00:00	11	28.2	5	35.5
23:00:00	5	30.0	5	38.5
00:00:00	3	18.3	0	0.0
01:00:00	2	30.0	1	32.5
02:00:00	0	N/A	N/A	N/A
03:00:00	0	N/A	N/A	N/A
04:00:00	2	40.0	2	40.0
05:00:00	9	31.1	8	35.6
06:00:00	14	24.6	7	33.2
07:00:00	25	23.3	11	33.9
08:00:00	26	20.2	10	33.5
09:00:00	43	16.0	18	33.3
10:00:00	34	17.8	6	34.2
11:00:00	48	13.5	7	33.2
12:00:00	39	17.5	11	33.0
13:00:00	49	17.3	16	33.8
14:00:00	43	16.8	11	32.5
15:00:00	49	14.5	15	33.5
16:00:00	48	15.4	12	33.8
17:00:00	56	16.3	28	33.4
18:00:00	54	15.7	24	33.5
19:00:00	30	17.8	9	33.1
20:00:00	23	24.3	9	33.1
21:00:00	19	22.6	6	36.7
22:00:00	5	33.5	4	35.0
23:00:00	7	31.8	3	39.2
00:00:00	3	34.2	3	34.2
01:00:00	1	32.5	1	32.5
02:00:00	0	N/A	N/A	N/A
03:00:00	1	27.5	0	0.0
04:00:00	1	37.5	1	37.5
05:00:00	6	31.7	4	35.0
06:00:00	15	22.7	9	34.2
07:00:00	24	19.7	12	32.9
08:00:00	30	17.8	7	33.9

Starting Hour	Count	Average Speed of all Traffic	Violator Counts	Average Speed of Violators
09:00:00	29	19.1	3	32.5
10:00:00	34	19.0	5	33.5
11:00:00	58	15.2	8	33.8
12:00:00	48	15.4	8	33.1
13:00:00	41	15.6	7	33.9
14:00:00	47	15.6	11	33.9
15:00:00	47	15.9	14	34.3
16:00:00	58	15.6	17	33.4
17:00:00	56	14.3	24	33.1
18:00:00	52	15.7	27	33.1
19:00:00	32	17.7	9	33.6
20:00:00	21	22.0	4	33.8
21:00:00	15	25.5	5	35.5
22:00:00	20	23.6	10	35.5
23:00:00	7	25.7	3	37.5
00:00:00	0	N/A	N/A	N/A
01:00:00	2	25.0	1	32.5
02:00:00	0	N/A	N/A	N/A
03:00:00	1	27.5	0	0.0
04:00:00	2	47.5	2	47.5
05:00:00	7	25.0	4	33.8
06:00:00	16	26.3	8	36.3
07:00:00	25	21.5	9	34.2
08:00:00	42	19.6	15	34.5
09:00:00	30	14.1	9	34.2
10:00:00	37	16.3	7	33.2
11:00:00	43	17.1	10	32.5
12:00:00	43	17.5	12	34.6
13:00:00	39	14.6	11	33.4
14:00:00	31	18.9	7	33.2
15:00:00	62	14.9	17	33.1
16:00:00	54	14.0	19	33.0
17:00:00	70	12.9	25	33.3
18:00:00	59	16.1	19	33.6
19:00:00	40	17.2	14	32.9
20:00:00	26	20.1	7	33.2
21:00:00	20	20.3	7	36.1
22:00:00	11	28.6	6	34.2
23:00:00	6	35.0	4	40.0
00:00:00	1	27.5	0	0.0
01:00:00	1	32.5	1	32.5
02:00:00	0	N/A	N/A	N/A
03:00:00	1	7.5	0	0.0
04:00:00	2	32.5	1	37.5
05:00:00	9	27.5	9	34.7
06:00:00	17	26.3	11	34.3
07:00:00	13	25.6	8	33.1
08:00:00	46	16.5	16	33.4
09:00:00	38	17.4	10	34.5
10:00:00	40	15.3	6	33.3
11:00:00	46	18.9	12	33.3

Starting Hour	Count	Average Speed of all Traffic	Violator Counts	Average Speed of Violators
12:00:00	54	13.9	10	33.5
13:00:00	41	19.2	15	32.8
14:00:00	41	18.4	15	32.5
15:00:00	39	13.9	5	33.5
16:00:00	52	15.9	18	33.9
17:00:00	77	13.0	27	33.4
18:00:00	68	12.8	21	33.0
19:00:00	35	15.6	13	33.3
20:00:00	34	20.6	10	34.5
21:00:00	14	21.8	5	34.5
22:00:00	17	24.3	12	33.8
23:00:00	8	13.1	0	0.0
00:00:00	4	31.3	2	35.0
01:00:00	4	30.0	2	32.5
02:00:00	0	N/A	N/A	N/A
03:00:00	0	N/A	N/A	N/A
04:00:00	4	28.1	2	42.5
05:00:00	9	21.9	6	32.5
06:00:00	13	23.3	9	35.3
07:00:00	16	23.9	6	33.3
08:00:00	41	14.2	12	32.9
09:00:00	32	20.4	11	33.0
10:00:00	42	17.0	12	32.5
11:00:00	48	15.0	9	34.7
12:00:00	51	13.4	12	33.3
13:00:00	52	14.2	11	33.0
14:00:00	39	16.5	12	34.2
15:00:00	64	14.2	23	33.6
16:00:00	65	12.5	20	33.0
17:00:00	77	12.3	31	33.3
18:00:00	48	18.2	23	33.8
19:00:00	54	14.4	23	32.9
20:00:00	29	21.1	10	35.5
21:00:00	20	21.5	3	32.5
22:00:00	15	26.7	6	34.2
23:00:00	11	20.5	5	33.5
00:00:00	3	30.8	2	32.5
01:00:00	4	32.5	3	34.2
02:00:00	1	22.5	0	0.0
03:00:00	0	N/A	N/A	N/A
04:00:00	1	32.5	1	32.5
05:00:00	5	26.5	1	32.5
06:00:00	4	31.3	2	35.0
07:00:00	13	23.3	3	35.8
08:00:00	25	20.3	4	32.5
09:00:00	36	17.4	9	33.1
10:00:00	49	14.3	17	32.5
11:00:00	50	14.1	17	33.1
12:00:00	50	17.9	11	33.9
13:00:00	35	19.7	13	33.3
14:00:00	58	15.0	17	33.7

Starting Hour	Count	Average Speed of all Traffic	Violator Counts	Average Speed of Violators
15:00:00	37	16.7	12	33.3
16:00:00	45	18.3	18	33.1
17:00:00	44	17.6	19	33.8
18:00:00	31	16.6	14	32.9
19:00:00	36	19.8	10	34.5
20:00:00	30	20.4	9	36.4
21:00:00	17	21.8	3	32.5
22:00:00	17	23.1	10	33.0
23:00:00	9	17.8	2	32.5
00:00:00	5	22.0	0	0.0
01:00:00	5	29.5	2	37.5
02:00:00	1	37.5	1	37.5
03:00:00	3	37.5	3	37.5
04:00:00	1	27.5	0	0.0
05:00:00	6	26.7	2	32.5
06:00:00	3	29.2	1	32.5
07:00:00	6	30.0	3	34.2
08:00:00	14	18.6	3	32.5
09:00:00	23	22.1	5	33.5
10:00:00	44	15.6	14	32.5
11:00:00	42	19.4	12	33.8
12:00:00	39	19.4	16	34.4
13:00:00	36	19.6	13	33.7
14:00:00	37	21.2	17	34.0
15:00:00	32	19.0	13	32.9
16:00:00	31	20.9	9	33.6
17:00:00	34	21.6	9	33.1
18:00:00	37	18.0	9	34.7
19:00:00	18	21.8	5	34.5
20:00:00	16	18.0	3	32.5
21:00:00	17	22.5	7	33.2
22:00:00	14	23.0	7	33.2
23:00:00	7	28.6	6	34.2
00:00:00	0	N/A	N/A	N/A
01:00:00	5	30.5	3	32.5
02:00:00	0	N/A	N/A	N/A
03:00:00	0	N/A	N/A	N/A
04:00:00	2	40.0	2	40.0
05:00:00	5	33.5	4	37.5
06:00:00	10	30.0	5	38.5
07:00:00	32	17.0	7	34.6
08:00:00	38	19.6	12	33.3
09:00:00	32	17.8	8	33.8
10:00:00	37	18.6	10	33.0
11:00:00	39	16.4	8	32.5
12:00:00	39	16.7	13	32.9
13:00:00	49	18.0	16	33.1
14:00:00	64	13.2	20	32.8
15:00:00	52	13.8	11	32.5
16:00:00	58	13.0	12	33.8
17:00:00	64	13.0	15	33.2

Starting Hour	Count	Average Speed of all Traffic	Violator Counts	Average Speed of Violators
18:00:00	61	13.6	19	33.0
19:00:00	38	15.7	10	32.5
20:00:00	27	17.8	5	32.5
21:00:00	13	25.2	8	33.1
22:00:00	5	30.5	3	32.5
23:00:00	7	24.3	3	32.5
00:00:00	1	27.5	0	0.0
01:00:00	0	N/A	N/A	N/A
02:00:00	0	N/A	N/A	N/A
03:00:00	0	N/A	N/A	N/A
04:00:00	3	20.0	1	32.5
05:00:00	8	31.3	6	35.0
06:00:00	15	25.3	8	36.3
07:00:00	24	21.0	9	33.1
08:00:00	40	15.1	4	32.5
09:00:00	32	16.6	6	32.5
10:00:00	31	19.4	13	33.3
11:00:00	41	14.2	12	32.5
12:00:00	49	13.1	10	32.5
13:00:00	55	16.2	18	33.1
14:00:00	53	13.7	12	32.9
15:00:00	43	13.7	8	34.4
16:00:00	57	17.2	20	33.8
17:00:00	67	13.5	16	34.4
18:00:00	61	14.9	26	33.1
19:00:00	31	22.1	12	35.4
20:00:00	23	18.7	5	32.5
21:00:00	15	23.7	4	35.0
22:00:00	19	22.4	12	32.9
23:00:00	12	29.8	7	36.8
00:00:00	1	32.5	1	32.5
01:00:00	0	N/A	N/A	N/A
02:00:00	0	N/A	N/A	N/A
03:00:00	0	N/A	N/A	N/A
04:00:00	3	20.0	1	32.5
05:00:00	8	25.9	5	32.5
06:00:00	13	21.7	5	35.5
07:00:00	32	20.5	14	33.2
08:00:00	27	21.1	10	33.0
09:00:00	42	13.3	7	32.5
10:00:00	45	15.9	7	32.5
11:00:00	50	12.8	8	33.1
12:00:00	51	15.8	13	32.5
13:00:00	36	16.1	12	32.5
14:00:00	44	16.2	15	33.5
15:00:00	58	13.0	16	33.1
16:00:00	56	15.3	22	33.2
17:00:00	62	12.8	15	32.5
18:00:00	49	16.2	21	33.5
19:00:00	46	17.1	9	33.6
20:00:00	20	17.9	3	32.5

Starting Hour	Count	Average Speed of all Traffic	Violator Counts	Average Speed of Violators
21:00:00	10	23.0	4	32.5
22:00:00	15	17.2	4	32.5
23:00:00	10	33.5	6	38.3
00:00:00	1	32.5	1	32.5
01:00:00	0	N/A	N/A	N/A
02:00:00	1	32.5	1	32.5
03:00:00	1	7.5	0	0.0
04:00:00	3	27.5	1	32.5
05:00:00	9	33.6	6	37.5
06:00:00	10	25.8	5	32.5
07:00:00	31	17.3	11	33.9
08:00:00	30	17.5	13	32.9
09:00:00	31	22.0	15	33.5
10:00:00	41	17.3	7	32.5
11:00:00	58	16.1	21	33.7
12:00:00	47	15.4	10	33.0
13:00:00	36	14.1	9	33.6
14:00:00	55	15.0	13	34.0
15:00:00	45	16.2	13	32.9
16:00:00	71	13.2	26	33.1
17:00:00	51	16.2	19	33.0
18:00:00	49	14.1	13	32.9
19:00:00	46	17.2	16	33.1
20:00:00	24	23.2	8	33.8
21:00:00	23	21.6	8	33.8
22:00:00	10	27.3	4	35.0
23:00:00	5	32.0	5	39.5
00:00:00	0	N/A	N/A	N/A
01:00:00	1	37.5	1	37.5
02:00:00	2	25.0	0	0.0
03:00:00	0	N/A	N/A	N/A
04:00:00	1	32.5	1	32.5
05:00:00	8	23.1	4	33.8
06:00:00	9	24.2	6	33.3
07:00:00	19	22.1	11	33.0
08:00:00	32	16.3	5	32.5
09:00:00	29	21.6	14	32.9
10:00:00	41	13.7	7	32.5
11:00:00	55	14.7	14	33.2
12:00:00	61	14.1	14	33.9
13:00:00	54	16.4	19	33.0
14:00:00	45	17.4	15	33.5
15:00:00	57	14.1	16	33.1
16:00:00	56	15.4	18	33.3
17:00:00	63	14.4	18	33.6
18:00:00	61	15.0	24	33.8
19:00:00	38	18.8	17	34.3
20:00:00	21	18.6	5	33.5
21:00:00	26	21.8	10	34.5
22:00:00	31	21.9	13	36.0
23:00:00	14	30.4	6	36.7

Starting Hour	Count	Average Speed of all Traffic	Violator Counts	Average Speed of Violators
00:00:00	3	30.8	1	37.5
01:00:00	0	N/A	N/A	N/A
02:00:00	6	24.6	3	32.5
03:00:00	0	N/A	N/A	N/A
04:00:00	2	20.0	1	32.5
05:00:00	4	28.8	2	32.5
06:00:00	7	22.5	5	34.5
07:00:00	10	29.8	7	36.8
08:00:00	21	16.5	4	35.0
09:00:00	34	17.1	8	33.8
10:00:00	48	15.3	10	32.5
11:00:00	52	12.7	3	32.5
12:00:00	45	14.3	1	32.5
13:00:00	41	16.5	12	33.8
14:00:00	51	16.6	14	33.6
15:00:00	35	15.2	7	33.9
16:00:00	44	18.5	10	34.0
17:00:00	40	15.6	7	34.6
18:00:00	53	15.1	13	34.4
19:00:00	40	15.4	11	33.0
20:00:00	25	21.6	10	35.0
21:00:00	21	21.5	5	33.5
22:00:00	18	30.0	9	34.2
23:00:00	11	20.0	2	32.5
00:00:00	10	25.0	3	40.8
01:00:00	3	34.2	3	34.2
02:00:00	4	30.0	3	32.5
03:00:00	0	N/A	N/A	N/A
04:00:00	2	30.0	1	32.5
05:00:00	3	18.3	0	0.0
06:00:00	2	27.5	1	32.5
07:00:00	3	24.2	1	32.5
08:00:00	17	24.7	5	32.5
09:00:00	14	22.7	8	33.1
10:00:00	38	20.2	9	33.1
11:00:00	37	15.7	10	34.5
12:00:00	38	17.1	16	34.1
13:00:00	32	20.9	15	33.2
14:00:00	44	14.3	16	32.8
15:00:00	36	18.4	21	33.9
16:00:00	37	21.9	14	34.3
17:00:00	24	19.0	7	32.5
18:00:00	29	16.2	7	32.5
19:00:00	27	16.1	3	32.5
20:00:00	21	23.1	9	35.3
21:00:00	14	27.1	6	36.7
22:00:00	8	30.6	4	35.0
23:00:00	0	N/A	N/A	N/A
00:00:00	4	28.1	4	36.3
01:00:00	1	32.5	1	32.5
02:00:00	0	N/A	N/A	N/A

Starting Hour	Count	Average Speed of all Traffic	Violator Counts	Average Speed of Violators
03:00:00	0	N/A	N/A	N/A
04:00:00	4	23.1	2	32.5
05:00:00	3	32.5	2	35.0
06:00:00	7	30.4	4	33.8
07:00:00	33	20.9	15	33.8
08:00:00	39	11.9	8	33.1
09:00:00	31	17.7	11	32.5
10:00:00	37	16.2	7	33.2
11:00:00	38	15.7	13	33.7
12:00:00	42	18.1	14	33.2
13:00:00	52	15.5	15	33.2
14:00:00	52	13.2	15	32.8
15:00:00	54	15.6	20	33.0
16:00:00	67	15.8	19	33.8
17:00:00	65	13.7	25	33.9
18:00:00	60	13.3	19	33.0
19:00:00	37	14.9	9	33.6
20:00:00	20	22.1	4	38.8
21:00:00	15	20.8	6	33.3
22:00:00	14	20.7	4	33.8
23:00:00	5	26.0	3	35.8
00:00:00	1	37.5	1	37.5
01:00:00	0	N/A	N/A	N/A
02:00:00	0	N/A	N/A	N/A
03:00:00	2	25.0	0	0.0
04:00:00	2	32.5	1	37.5
05:00:00	6	31.7	4	33.8
06:00:00	10	16.5	3	32.5
07:00:00	25	19.8	11	32.5
08:00:00	38	20.1	14	33.6
09:00:00	29	16.6	8	32.5
10:00:00	37	16.3	8	32.5
11:00:00	42	17.6	6	33.3
12:00:00	34	17.6	6	32.5
13:00:00	50	16.7	9	34.2
14:00:00	45	16.1	14	32.5
15:00:00	64	12.5	9	32.5
16:00:00	58	15.3	14	33.9
17:00:00	59	14.8	23	33.4
18:00:00	53	14.8	19	32.8
19:00:00	27	19.2	7	32.5
20:00:00	22	19.2	2	37.5
21:00:00	12	19.2	5	32.5
22:00:00	19	18.4	7	32.5
23:00:00	6	33.3	4	36.3
00:00:00	2	27.5	1	32.5
01:00:00	0	N/A	N/A	N/A
02:00:00	1	32.5	1	32.5
03:00:00	1	32.5	1	32.5
04:00:00	1	37.5	1	37.5
05:00:00	6	23.8	2	32.5

Starting Hour	Count	Average Speed of all Traffic	Violator Counts	Average Speed of Violators
06:00:00	15	19.3	8	32.5
07:00:00	29	21.3	15	33.2
08:00:00	36	18.5	12	33.3
09:00:00	46	16.3	8	33.1
10:00:00	38	15.7	5	32.5
11:00:00	41	13.7	5	32.5
12:00:00	39	17.1	8	33.1
13:00:00	53	13.5	13	33.3
14:00:00	49	15.9	13	33.3
15:00:00	61	14.3	19	33.0
16:00:00	55	14.1	11	33.0
17:00:00	55	14.7	24	33.3
18:00:00	67	14.9	21	34.2
19:00:00	35	17.4	8	32.5
20:00:00	28	20.5	8	34.4
21:00:00	17	24.1	4	36.3
22:00:00	14	26.4	9	33.6
23:00:00	8	30.6	2	40.0
00:00:00	2	35.0	1	42.5
01:00:00	0	N/A	N/A	N/A
02:00:00	0	N/A	N/A	N/A
03:00:00	1	22.5	0	0.0
04:00:00	1	32.5	1	32.5
05:00:00	7	23.2	5	34.5
06:00:00	10	21.8	4	35.0
07:00:00	33	19.2	17	33.7
08:00:00	46	14.9	18	32.8
09:00:00	39	17.4	10	32.5
10:00:00	38	16.8	8	33.8
11:00:00	37	15.2	6	35.0
12:00:00	42	18.0	13	33.3
13:00:00	46	14.5	9	33.1
14:00:00	57	15.4	17	33.4
15:00:00	67	10.9	13	32.5
16:00:00	56	13.6	15	33.8
17:00:00	60	16.9	29	33.5
18:00:00	63	14.4	21	34.2
19:00:00	40	14.4	5	34.5
20:00:00	26	24.1	10	35.5
21:00:00	12	27.7	5	34.5
22:00:00	15	22.7	7	32.5
23:00:00	5	29.5	2	35.0
00:00:00	3	25.8	0	0.0
01:00:00	0	N/A	N/A	N/A
02:00:00	0	N/A	N/A	N/A
03:00:00	0	N/A	N/A	N/A
04:00:00	1	32.5	1	32.5
05:00:00	6	27.9	5	34.5
06:00:00	12	25.8	7	34.6
07:00:00	32	21.5	15	34.5
08:00:00	25	22.8	9	33.6

Starting Hour	Count	Average Speed of all Traffic	Violator Counts	Average Speed of Violators
09:00:00	35	17.5	4	32.5
10:00:00	24	20.6	5	33.5
11:00:00	41	16.5	12	32.5
12:00:00	59	13.0	18	33.6
13:00:00	67	12.6	19	32.5
14:00:00	45	15.4	11	33.4
15:00:00	45	16.4	10	33.5
16:00:00	68	12.4	18	33.6
17:00:00	69	15.4	22	33.9
18:00:00	56	16.0	17	33.7
19:00:00	34	17.1	9	33.6
20:00:00	37	18.0	9	35.3
21:00:00	14	26.8	9	33.6
22:00:00	22	18.1	3	32.5
23:00:00	5	27.5	1	32.5
00:00:00	3	21.7	3	32.5
01:00:00	1	27.5	0	0.0
02:00:00	0	N/A	N/A	N/A
03:00:00	0	N/A	N/A	N/A
04:00:00	2	22.5	1	37.5
05:00:00	1	32.5	1	32.5
06:00:00	6	30.8	3	34.2
07:00:00	7	28.9	2	35.0
08:00:00	18	24.3	6	33.3
09:00:00	31	19.2	6	34.2
10:00:00	47	14.4	8	33.1
11:00:00	47	15.4	12	32.9
12:00:00	63	14.4	18	32.8
13:00:00	35	15.9	10	33.5
14:00:00	45	16.6	17	32.8
15:00:00	50	16.4	23	34.2
16:00:00	49	16.7	12	33.8
17:00:00	67	13.9	22	33.4
18:00:00	34	18.2	12	33.8
19:00:00	34	16.1	7	33.9
20:00:00	23	20.2	10	35.0
21:00:00	14	29.8	7	37.5
22:00:00	16	23.3	3	35.8
23:00:00	9	25.0	4	33.8
00:00:00	10	25.0	5	34.5
01:00:00	1	22.5	0	0.0
02:00:00	5	17.5	1	32.5
03:00:00	1	37.5	1	37.5
04:00:00	3	21.7	1	37.5
05:00:00	5	31.5	3	34.2
06:00:00	2	30.0	1	32.5
07:00:00	6	26.7	2	32.5
08:00:00	10	26.0	6	34.2
09:00:00	23	22.0	10	34.0
10:00:00	38	16.8	12	32.5
11:00:00	35	17.6	7	33.2

Starting Hour	Count	Average Speed of all Traffic	Violator Counts	Average Speed of Violators
12:00:00	61	12.9	17	32.8
13:00:00	40	20.1	15	33.8
14:00:00	42	17.6	12	32.9
15:00:00	40	19.4	12	32.5
16:00:00	49	16.1	16	33.4
17:00:00	42	15.8	14	33.6
18:00:00	28	23.7	13	34.4
19:00:00	27	16.0	13	32.9
20:00:00	17	21.9	5	34.5
21:00:00	13	24.2	5	35.5
22:00:00	4	20.6	0	0.0
23:00:00	6	23.8	2	32.5
00:00:00	3	32.5	2	35.0
01:00:00	1	42.5	1	42.5
02:00:00	0	N/A	N/A	N/A
03:00:00	0	N/A	N/A	N/A
04:00:00	1	7.5	0	0.0
05:00:00	6	30.0	4	32.5
06:00:00	3	22.5	0	0.0
07:00:00	9	27.8	4	35.0
08:00:00	37	16.9	11	33.0
09:00:00	18	18.9	3	34.2
10:00:00	23	21.4	7	33.2
11:00:00	31	18.7	4	33.8
12:00:00	33	18.9	7	32.5
13:00:00	34	18.9	9	33.1
14:00:00	31	16.9	6	32.5
15:00:00	48	14.6	10	33.0
16:00:00	46	15.9	17	32.8
17:00:00	42	12.9	11	33.0
18:00:00	41	18.8	12	34.6
19:00:00	25	15.6	4	33.8
20:00:00	18	18.1	3	32.5
21:00:00	12	26.9	5	33.5
22:00:00	7	25.0	2	32.5
23:00:00	3	30.8	2	32.5
00:00:00	2	32.5	2	32.5
01:00:00	0	N/A	N/A	N/A
02:00:00	0	N/A	N/A	N/A
03:00:00	1	32.5	1	32.5
04:00:00	1	32.5	1	32.5
05:00:00	13	22.9	4	32.5
06:00:00	7	21.8	3	34.2
07:00:00	25	23.0	11	34.8
08:00:00	24	19.5	10	32.5
09:00:00	38	17.6	12	32.5
10:00:00	42	17.1	13	32.5
11:00:00	45	16.1	5	34.5
12:00:00	45	20.7	14	35.0
13:00:00	49	17.7	15	33.8
14:00:00	39	17.3	11	33.4

Starting Hour	Count	Average Speed of all Traffic	Violator Counts	Average Speed of Violators
15:00:00	53	15.3	10	33.5
16:00:00	66	13.3	18	33.1
17:00:00	63	13.3	11	33.0
18:00:00	64	12.0	26	32.9
19:00:00	37	17.4	5	35.5
20:00:00	24	19.4	3	32.5
21:00:00	11	25.2	6	33.3
22:00:00	11	22.3	2	42.5
23:00:00	6	26.3	4	33.8
00:00:00	3	15.8	0	0.0
01:00:00	0	N/A	N/A	N/A
02:00:00	0	N/A	N/A	N/A
03:00:00	0	N/A	N/A	N/A
04:00:00	3	30.8	2	32.5
05:00:00	7	25.7	3	32.5
06:00:00	8	31.9	5	34.5
07:00:00	32	19.8	12	33.8
08:00:00	22	22.2	9	33.6
09:00:00	41	17.1	8	33.1
10:00:00	29	16.6	5	32.5
11:00:00	41	15.9	6	33.3
12:00:00	39	15.3	9	32.5
13:00:00	43	16.6	12	34.2
14:00:00	48	16.2	18	33.6
15:00:00	49	19.5	19	33.8
16:00:00	48	17.8	16	33.4
17:00:00	63	13.3	13	34.8
18:00:00	60	12.8	18	32.8
19:00:00	34	18.0	13	32.9
20:00:00	21	22.0	3	35.8
21:00:00	14	20.2	10	33.0
22:00:00	11	23.9	4	35.0
23:00:00	5	26.0	4	35.0
00:00:00	2	25.0	0	0.0
01:00:00	0	N/A	N/A	N/A
02:00:00	1	27.5	0	0.0
03:00:00	2	17.5	0	0.0
04:00:00	2	40.0	2	40.0
05:00:00	4	33.8	2	40.0
06:00:00	10	24.3	3	35.8
07:00:00	22	22.0	8	35.0
08:00:00	35	14.1	2	35.0
09:00:00	43	13.9	3	32.5
10:00:00	39	12.8	1	32.5
11:00:00	31	15.4	1	32.5
12:00:00	58	12.9	11	33.0
13:00:00	53	14.1	13	32.9
14:00:00	65	11.8	12	32.5
15:00:00	58	14.1	8	32.5
16:00:00	74	11.4	14	33.6
17:00:00	72	12.2	30	33.8

Starting Hour	Count	Average Speed of all Traffic	Violator Counts	Average Speed of Violators
18:00:00	52	15.6	17	33.4
19:00:00	46	15.9	17	32.8
20:00:00	27	20.6	11	33.9
21:00:00	21	21.4	9	35.8
22:00:00	12	30.8	5	35.5
23:00:00	3	29.2	1	32.5
00:00:00	6	30.8	3	35.8
01:00:00	0	N/A	N/A	N/A
02:00:00	0	N/A	N/A	N/A
03:00:00	3	35.8	1	57.5
04:00:00	0	N/A	N/A	N/A
05:00:00	3	34.2	3	34.2
06:00:00	8	28.4	5	34.5
07:00:00	20	23.0	10	33.0
08:00:00	29	17.7	7	32.5
09:00:00	29	21.0	9	33.6
10:00:00	35	20.4	12	33.3
11:00:00	47	17.4	8	35.0
12:00:00	39	19.0	8	34.4
13:00:00	56	15.0	12	33.8
14:00:00	45	17.4	12	32.5
15:00:00	49	15.6	17	33.4
16:00:00	68	13.8	22	33.4
17:00:00	77	14.1	30	33.5
18:00:00	79	12.7	25	32.9
19:00:00	45	17.6	13	33.3
20:00:00	37	17.2	10	33.5
21:00:00	8	28.1	3	34.2
22:00:00	15	22.0	5	32.5
23:00:00	7	30.4	4	33.8
00:00:00	6	28.8	5	35.5
01:00:00	3	20.0	1	32.5
02:00:00	1	27.5	0	0.0
03:00:00	0	N/A	N/A	N/A
04:00:00	2	22.5	1	37.5
05:00:00	4	30.0	3	34.2
06:00:00	1	32.5	1	32.5
07:00:00	13	18.1	5	32.5
08:00:00	22	23.3	11	34.3
09:00:00	31	21.4	12	33.3
10:00:00	52	14.1	17	32.8
11:00:00	47	16.3	20	33.3
12:00:00	48	15.0	12	32.5
13:00:00	56	15.9	21	33.2
14:00:00	46	16.2	15	33.5
15:00:00	27	20.1	9	32.5
16:00:00	48	16.3	15	34.2
17:00:00	45	17.6	14	33.9
18:00:00	61	10.7	16	32.8
19:00:00	44	18.7	15	34.2
20:00:00	25	16.6	4	33.8

Starting Hour	Count	Average Speed of all Traffic	Violator Counts	Average Speed of Violators
21:00:00	11	22.0	4	32.5
22:00:00	10	26.8	4	33.8
23:00:00	4	30.0	2	35.0
00:00:00	11	30.2	4	36.3
01:00:00	5	17.5	1	32.5
02:00:00	1	27.5	0	0.0
03:00:00	2	25.0	0	0.0
04:00:00	3	27.5	1	32.5
05:00:00	6	33.3	5	34.5
06:00:00	2	37.5	2	37.5
07:00:00	10	23.0	3	35.8
08:00:00	13	21.5	5	33.5
09:00:00	26	19.4	6	32.5
10:00:00	40	17.6	14	33.6
11:00:00	30	20.3	10	33.0
12:00:00	35	22.2	18	33.1
13:00:00	43	14.8	17	32.5
14:00:00	34	19.4	9	34.2
15:00:00	38	17.3	20	33.3
16:00:00	34	19.3	14	33.2
17:00:00	32	20.1	8	33.8
18:00:00	32	21.9	19	34.9
19:00:00	34	19.0	16	32.8
20:00:00	26	20.0	12	33.3
21:00:00	10	29.3	5	36.5
22:00:00	6	34.2	5	35.5
23:00:00	2	30.0	1	32.5
00:00:00	2	37.5	2	37.5
01:00:00	0	N/A	N/A	N/A
02:00:00	0	N/A	N/A	N/A
03:00:00	1	27.5	0	0.0
04:00:00	1	42.5	1	42.5
05:00:00	7	23.9	5	34.5
06:00:00	8	25.9	4	33.8
07:00:00	32	18.2	13	32.9
08:00:00	31	17.7	9	33.1
09:00:00	31	16.4	9	32.5
10:00:00	44	13.9	5	32.5
11:00:00	28	15.3	6	34.2
12:00:00	43	14.5	6	32.5
13:00:00	31	17.7	4	33.8
14:00:00	38	17.2	8	33.8
15:00:00	69	12.9	18	33.6
16:00:00	65	12.1	15	33.2
17:00:00	72	12.5	21	33.2
18:00:00	43	17.5	20	33.5
19:00:00	33	24.2	11	34.8
20:00:00	22	20.1	8	33.8
21:00:00	18	18.9	5	33.5
22:00:00	9	21.9	2	35.0
23:00:00	10	30.0	5	33.5

Starting Hour	Count	Average Speed of all Traffic	Violator Counts	Average Speed of Violators
00:00:00	1	32.5	1	32.5
01:00:00	1	27.5	0	0.0
02:00:00	0	N/A	N/A	N/A
03:00:00	0	N/A	N/A	N/A
04:00:00	1	37.5	1	37.5
05:00:00	4	30.0	2	35.0
06:00:00	10	25.0	6	33.3
07:00:00	32	18.9	6	32.5
08:00:00	34	18.3	10	32.5
09:00:00	51	14.3	11	33.9
10:00:00	33	16.8	9	33.1
11:00:00	47	15.0	13	32.5
12:00:00	40	16.1	16	33.1
13:00:00	44	16.1	10	32.5
14:00:00	50	12.6	21	32.7
15:00:00	68	11.5	21	33.0
16:00:00	56	14.0	21	33.2
17:00:00	66	13.7	26	32.9
18:00:00	60	13.3	17	32.5
19:00:00	34	18.2	8	33.1
20:00:00	22	24.3	5	33.5
21:00:00	19	25.9	7	33.9
22:00:00	4	27.5	1	32.5
23:00:00	3	30.8	2	35.0
00:00:00	2	35.0	2	35.0
01:00:00	0	N/A	N/A	N/A
02:00:00	1	27.5	0	0.0
03:00:00	1	27.5	0	0.0
04:00:00	2	40.0	2	40.0
05:00:00	5	32.5	4	33.8
06:00:00	9	28.6	5	35.5
07:00:00	27	21.9	14	34.6
08:00:00	47	17.4	14	33.2
09:00:00	41	17.1	13	32.9
10:00:00	24	21.6	7	33.9
11:00:00	43	15.5	11	33.0
12:00:00	44	16.5	8	33.8
13:00:00	48	15.6	16	33.4
14:00:00	40	16.1	8	34.4
15:00:00	66	10.5	8	32.5
16:00:00	66	13.9	10	33.0
17:00:00	56	12.2	4	32.5
18:00:00	58	14.2	15	32.8
19:00:00	44	18.3	14	33.2
20:00:00	32	16.6	9	32.5
21:00:00	8	21.3	1	37.5
22:00:00	11	29.8	5	34.5
23:00:00	5	35.5	5	35.5
00:00:00	1	32.5	1	32.5
01:00:00	0	N/A	N/A	N/A
02:00:00	0	N/A	N/A	N/A

Starting Hour	Count	Average Speed of all Traffic	Violator Counts	Average Speed of Violators
03:00:00	0	N/A	N/A	N/A
04:00:00	2	20.0	0	0.0
05:00:00	4	28.8	2	32.5
06:00:00	4	27.5	1	37.5
07:00:00	32	15.5	8	33.1
08:00:00	54	12.5	13	34.0
09:00:00	53	14.5	10	33.5
10:00:00	51	14.2	10	33.0
11:00:00	46	16.6	6	33.3
12:00:00	36	15.5	10	32.5
13:00:00	43	14.1	11	33.0
14:00:00	48	16.3	12	32.9
15:00:00	59	14.7	14	33.9
16:00:00	67	13.9	24	33.5
17:00:00	58	12.7	24	32.7
18:00:00	44	15.5	10	34.5
19:00:00	25	13.8	0	0.0
20:00:00	11	16.6	0	0.0
21:00:00	13	20.6	2	35.0
22:00:00	17	24.3	6	32.5
23:00:00	6	31.7	3	35.8
00:00:00	1	27.5	0	0.0
01:00:00	1	27.5	0	0.0
02:00:00	0	N/A	N/A	N/A
03:00:00	2	20.0	1	32.5
04:00:00	0	N/A	N/A	N/A
05:00:00	2	32.5	2	32.5
06:00:00	9	24.4	3	32.5
07:00:00	31	17.5	11	33.4
08:00:00	43	16.6	8	32.5
09:00:00	36	18.1	15	33.2
10:00:00	49	15.5	8	33.1
11:00:00	61	12.9	14	33.2
12:00:00	68	12.6	32	33.3
13:00:00	69	12.2	17	33.1
14:00:00	67	13.0	23	33.4
15:00:00	97	11.4	35	33.4
16:00:00	84	11.8	39	33.5
17:00:00	72	13.4	28	33.6
18:00:00	73	12.2	25	32.7
19:00:00	62	14.8	19	33.8
20:00:00	27	20.6	12	34.2
21:00:00	15	26.3	6	32.5
22:00:00	18	26.7	7	36.1
23:00:00	6	31.7	3	35.8
00:00:00	2	35.0	2	35.0
01:00:00	0	N/A	N/A	N/A
02:00:00	1	32.5	1	32.5
03:00:00	0	N/A	N/A	N/A
04:00:00	1	7.5	0	0.0
05:00:00	4	35.0	4	35.0

Starting Hour	Count	Average Speed of all Traffic	Violator Counts	Average Speed of Violators
06:00:00	2	25.0	0	0.0
07:00:00	14	29.1	9	34.2
08:00:00	17	24.4	5	35.5
09:00:00	30	18.7	5	34.5
10:00:00	36	16.2	6	32.5
11:00:00	36	16.9	9	33.6
12:00:00	48	16.9	10	33.0
13:00:00	46	16.6	13	34.0
14:00:00	33	18.6	11	33.9
15:00:00	26	21.3	10	34.0
16:00:00	63	12.4	17	32.8
17:00:00	52	14.0	10	33.0
18:00:00	46	14.0	10	34.0
19:00:00	37	17.0	13	34.4
20:00:00	29	19.7	12	33.3
21:00:00	15	24.7	6	35.8
22:00:00	8	31.3	4	36.3
23:00:00	9	26.4	6	36.7
00:00:00	1	22.5	0	0.0
01:00:00	2	25.0	0	0.0
02:00:00	4	23.8	0	0.0
03:00:00	0	N/A	N/A	N/A
04:00:00	0	N/A	N/A	N/A
05:00:00	4	18.1	2	32.5
06:00:00	2	27.5	0	0.0
07:00:00	5	28.5	1	37.5
08:00:00	17	23.4	4	33.8
09:00:00	15	25.2	5	35.5
10:00:00	37	16.1	6	35.0
11:00:00	38	16.5	11	33.4
12:00:00	43	15.6	10	34.0
13:00:00	43	17.6	23	33.8
14:00:00	31	18.9	9	33.6
15:00:00	37	16.1	11	33.9
16:00:00	41	17.7	10	33.0
17:00:00	31	20.2	9	33.6
18:00:00	31	20.1	15	33.2
19:00:00	23	25.5	7	34.6
20:00:00	18	27.4	8	35.0
21:00:00	8	26.9	2	32.5
22:00:00	7	34.6	5	37.5
23:00:00	3	40.8	3	40.8
00:00:00	0	N/A	N/A	N/A
01:00:00	1	27.5	0	0.0
02:00:00	1	32.5	1	32.5
03:00:00	2	11.3	0	0.0
04:00:00	2	12.5	0	0.0
05:00:00	5	26.5	2	37.5
06:00:00	7	27.5	1	37.5
07:00:00	35	19.6	14	35.0
08:00:00	43	14.1	8	33.1

Starting Hour	Count	Average Speed of all Traffic	Violator Counts	Average Speed of Violators
09:00:00	34	16.4	6	33.3
10:00:00	27	22.3	6	33.3
11:00:00	36	15.9	3	32.5
12:00:00	31	16.6	3	32.5
13:00:00	43	16.5	13	32.9
14:00:00	33	13.5	10	33.0
15:00:00	68	14.4	17	34.0
16:00:00	73	12.0	19	33.0
17:00:00	54	14.6	17	33.7
18:00:00	40	15.4	7	32.5
19:00:00	23	21.0	6	35.0
20:00:00	14	24.1	7	33.9
21:00:00	16	20.3	3	34.2
22:00:00	5	28.5	1	32.5
23:00:00	6	31.7	4	33.8
00:00:00	0	N/A	N/A	N/A
01:00:00	1	37.5	1	37.5
02:00:00	1	27.5	0	0.0
03:00:00	0	N/A	N/A	N/A
04:00:00	2	25.0	0	0.0
05:00:00	4	33.8	2	40.0
06:00:00	11	27.5	3	32.5
07:00:00	33	19.8	16	34.7
08:00:00	55	14.0	14	35.0
09:00:00	35	18.1	6	33.3
10:00:00	47	13.8	7	33.2
11:00:00	50	11.5	11	32.5
12:00:00	50	15.3	9	34.2
13:00:00	33	22.0	11	33.4
14:00:00	43	16.7	12	33.3
15:00:00	62	13.7	17	32.5
16:00:00	64	13.6	17	33.1
17:00:00	67	14.4	23	34.0
18:00:00	51	17.3	16	34.7
19:00:00	23	16.3	2	37.5
20:00:00	16	24.1	4	33.8
21:00:00	13	30.4	8	36.9
22:00:00	7	32.5	5	34.5
23:00:00	5	33.5	4	35.0
00:00:00	2	30.0	1	32.5
01:00:00	2	25.0	0	0.0
02:00:00	0	N/A	N/A	N/A
03:00:00	0	N/A	N/A	N/A
04:00:00	1	22.5	0	0.0
05:00:00	2	32.5	1	37.5
06:00:00	10	27.0	3	34.2
07:00:00	32	18.5	12	32.9
08:00:00	51	12.4	12	32.5
09:00:00	33	19.6	10	33.5
10:00:00	29	17.8	6	34.2
11:00:00	38	14.8	10	34.0

Starting Hour	Count	Average Speed of all Traffic	Violator Counts	Average Speed of Violators
12:00:00	39	17.3	9	33.1
13:00:00	43	17.8	17	33.4
14:00:00	44	16.8	21	33.7
15:00:00	56	14.2	20	33.3
16:00:00	68	13.5	20	32.8
17:00:00	76	11.7	30	33.0
18:00:00	63	16.7	20	33.0
19:00:00	38	16.4	7	32.5
20:00:00	18	23.8	5	32.5
21:00:00	16	22.8	6	35.0
22:00:00	18	25.7	10	35.0
23:00:00	8	19.1	5	33.5
00:00:00	2	30.0	1	32.5
01:00:00	0	N/A	N/A	N/A
02:00:00	0	N/A	N/A	N/A
03:00:00	1	7.5	0	0.0
04:00:00	0	N/A	N/A	N/A
05:00:00	3	30.8	2	32.5
06:00:00	10	24.3	2	35.0
07:00:00	25	21.9	11	33.4
08:00:00	42	16.7	16	33.4
09:00:00	45	14.4	7	33.2
10:00:00	20	17.1	2	32.5
11:00:00	34	17.8	12	33.8
12:00:00	45	18.0	14	34.3
13:00:00	50	17.5	12	33.8
14:00:00	45	15.4	12	33.3
15:00:00	64	13.2	17	32.8
16:00:00	82	11.3	22	33.0
17:00:00	52	16.2	21	33.2
18:00:00	69	13.7	21	33.7
19:00:00	45	15.5	9	34.7
20:00:00	27	17.6	7	33.9
21:00:00	9	24.2	5	33.5
22:00:00	12	22.7	6	33.3
23:00:00	3	34.2	2	37.5
00:00:00	2	27.5	1	32.5
01:00:00	0	N/A	N/A	N/A
02:00:00	0	N/A	N/A	N/A
03:00:00	1	7.5	0	0.0
04:00:00	3	32.5	2	37.5
05:00:00	1	17.5	0	0.0
06:00:00	6	19.2	1	32.5
07:00:00	34	20.5	18	33.9
08:00:00	41	12.7	7	32.5
09:00:00	41	18.5	17	33.1
10:00:00	40	18.6	12	33.3
11:00:00	36	16.7	3	34.2
12:00:00	35	17.8	6	32.5
13:00:00	44	14.3	9	32.5
14:00:00	51	15.2	14	33.6

Starting Hour	Count	Average Speed of all Traffic	Violator Counts	Average Speed of Violators
15:00:00	74	11.1	10	32.5
16:00:00	59	13.7	19	32.8
17:00:00	76	12.1	22	32.7
18:00:00	72	11.2	14	32.9
19:00:00	56	14.0	14	34.6
20:00:00	31	19.3	12	35.0
21:00:00	16	19.7	6	35.8
22:00:00	13	24.8	4	35.0
23:00:00	15	28.0	6	39.2
00:00:00	1	42.5	1	42.5
01:00:00	2	25.0	1	32.5
02:00:00	2	13.8	0	0.0
03:00:00	0	N/A	N/A	N/A
04:00:00	0	N/A	N/A	N/A
05:00:00	0	N/A	N/A	N/A
06:00:00	6	30.0	4	33.8
07:00:00	15	18.7	5	32.5
08:00:00	20	24.1	4	33.8
09:00:00	29	17.7	5	32.5
10:00:00	58	14.1	11	33.4
11:00:00	53	14.1	17	32.8
12:00:00	52	17.1	20	33.0
13:00:00	51	15.3	15	33.2
14:00:00	45	15.4	10	33.0
15:00:00	42	16.4	18	32.8
16:00:00	51	14.7	17	33.1
17:00:00	46	15.4	12	33.3
18:00:00	57	16.0	15	33.2
19:00:00	32	19.8	11	33.0
20:00:00	25	22.2	6	33.3
21:00:00	16	23.3	4	35.0
22:00:00	13	26.0	6	34.2
23:00:00	10	27.3	6	33.3
00:00:00	9	29.7	3	37.5
01:00:00	3	27.5	1	37.5
02:00:00	2	32.5	2	32.5
03:00:00	1	32.5	1	32.5
04:00:00	1	32.5	1	32.5
05:00:00	3	34.2	3	34.2
06:00:00	3	20.8	0	0.0
07:00:00	11	27.0	3	34.2
08:00:00	13	25.8	4	33.8
09:00:00	24	21.4	8	32.5
10:00:00	38	15.3	16	32.8
11:00:00	42	14.9	13	32.9
12:00:00	42	17.2	16	33.4
13:00:00	52	14.7	17	32.8
14:00:00	50	14.8	10	32.5
15:00:00	31	21.1	16	32.8
16:00:00	51	14.6	19	32.8
17:00:00	41	16.3	14	32.5

Starting Hour	Count	Average Speed of all Traffic	Violator Counts	Average Speed of Violators
18:00:00	37	19.5	16	34.1
19:00:00	26	20.6	8	33.8
20:00:00	19	20.7	8	33.8
21:00:00	8	23.4	1	32.5
22:00:00	9	14.7	0	0.0
23:00:00	7	22.5	2	40.0
00:00:00	2	27.5	1	32.5
01:00:00	1	42.5	1	42.5
02:00:00	0	N/A	N/A	N/A
03:00:00	0	N/A	N/A	N/A
04:00:00	2	40.0	2	40.0
05:00:00	4	28.8	2	32.5
06:00:00	2	30.0	1	32.5
07:00:00	11	22.3	4	33.8
08:00:00	18	21.7	5	32.5
09:00:00	22	21.5	7	33.2
10:00:00	23	20.5	12	34.2
11:00:00	17	23.2	7	33.2
12:00:00	11	27.7	8	34.4
13:00:00	10	29.5	4	32.5
14:00:00	21	19.3	8	33.1
15:00:00	22	22.6	9	34.2
16:00:00	22	24.0	14	34.3
17:00:00	38	16.6	11	33.4
18:00:00	31	16.6	9	33.1
19:00:00	9	15.8	4	32.5
20:00:00	0	N/A	N/A	N/A
21:00:00	0	N/A	N/A	N/A
22:00:00	0	N/A	N/A	N/A
23:00:00	0	N/A	N/A	N/A
00:00:00	0	N/A	N/A	N/A
01:00:00	0	N/A	N/A	N/A
02:00:00	0	N/A	N/A	N/A
03:00:00	0	N/A	N/A	N/A
04:00:00	0	N/A	N/A	N/A
05:00:00	0	N/A	N/A	N/A
06:00:00	0	N/A	N/A	N/A
07:00:00	0	N/A	N/A	N/A
08:00:00	0	N/A	N/A	N/A
09:00:00	0	N/A	N/A	N/A
10:00:00	0	N/A	N/A	N/A
11:00:00	0	N/A	N/A	N/A
12:00:00	0	N/A	N/A	N/A
13:00:00	0	N/A	N/A	N/A
14:00:00	0	N/A	N/A	N/A
15:00:00	0	N/A	N/A	N/A
16:00:00	0	N/A	N/A	N/A
17:00:00	0	N/A	N/A	N/A
18:00:00	0	N/A	N/A	N/A
19:00:00	0	N/A	N/A	N/A
20:00:00	0	N/A	N/A	N/A

Starting Hour	Count	Average Speed of all Traffic	Violator Counts	Average Speed of Violators
21:00:00	0	N/A	N/A	N/A
22:00:00	0	N/A	N/A	N/A
23:00:00	0	N/A	N/A	N/A
00:00:00	0	N/A	N/A	N/A
01:00:00	0	N/A	N/A	N/A
02:00:00	0	N/A	N/A	N/A
03:00:00	0	N/A	N/A	N/A
04:00:00	0	N/A	N/A	N/A
05:00:00	0	N/A	N/A	N/A
06:00:00	0	N/A	N/A	N/A
07:00:00	0	N/A	N/A	N/A
08:00:00	0	N/A	N/A	N/A
09:00:00	0	N/A	N/A	N/A
10:00:00	0	N/A	N/A	N/A
11:00:00	0	N/A	N/A	N/A
12:00:00	0	N/A	N/A	N/A
13:00:00	0	N/A	N/A	N/A
14:00:00	0	N/A	N/A	N/A
15:00:00	0	N/A	N/A	N/A
16:00:00	0	N/A	N/A	N/A
17:00:00	0	N/A	N/A	N/A
18:00:00	0	N/A	N/A	N/A
19:00:00	0	N/A	N/A	N/A
20:00:00	0	N/A	N/A	N/A
21:00:00	0	N/A	N/A	N/A
22:00:00	0	N/A	N/A	N/A
23:00:00	0	N/A	N/A	N/A
00:00:00	0	N/A	N/A	N/A
01:00:00	0	N/A	N/A	N/A
02:00:00	0	N/A	N/A	N/A
03:00:00	0	N/A	N/A	N/A
04:00:00	0	N/A	N/A	N/A
05:00:00	0	N/A	N/A	N/A
06:00:00	0	N/A	N/A	N/A
07:00:00	0	N/A	N/A	N/A
08:00:00	0	N/A	N/A	N/A
09:00:00	0	N/A	N/A	N/A
10:00:00	0	N/A	N/A	N/A
11:00:00	0	N/A	N/A	N/A
12:00:00	0	N/A	N/A	N/A
13:00:00	0	N/A	N/A	N/A
14:00:00	0	N/A	N/A	N/A
15:00:00	0	N/A	N/A	N/A
16:00:00	0	N/A	N/A	N/A
17:00:00	0	N/A	N/A	N/A
18:00:00	0	N/A	N/A	N/A
19:00:00	0	N/A	N/A	N/A
20:00:00	0	N/A	N/A	N/A
21:00:00	0	N/A	N/A	N/A
22:00:00	0	N/A	N/A	N/A
23:00:00	0	N/A	N/A	N/A

Starting Hour	Count	Average Speed of all Traffic	Violator Counts	Average Speed of Violators
00:00:00	0	N/A	N/A	N/A
01:00:00	0	N/A	N/A	N/A
02:00:00	0	N/A	N/A	N/A
03:00:00	0	N/A	N/A	N/A
04:00:00	0	N/A	N/A	N/A
05:00:00	0	N/A	N/A	N/A
06:00:00	0	N/A	N/A	N/A
07:00:00	0	N/A	N/A	N/A
08:00:00	0	N/A	N/A	N/A
09:00:00	0	N/A	N/A	N/A
10:00:00	0	N/A	N/A	N/A
11:00:00	0	N/A	N/A	N/A
12:00:00	0	N/A	N/A	N/A
13:00:00	0	N/A	N/A	N/A
14:00:00	0	N/A	N/A	N/A
15:00:00	0	N/A	N/A	N/A
16:00:00	0	N/A	N/A	N/A
17:00:00	0	N/A	N/A	N/A
18:00:00	0	N/A	N/A	N/A
19:00:00	0	N/A	N/A	N/A
20:00:00	0	N/A	N/A	N/A
21:00:00	0	N/A	N/A	N/A
22:00:00	0	N/A	N/A	N/A
23:00:00	0	N/A	N/A	N/A
00:00:00	0	N/A	N/A	N/A
01:00:00	0	N/A	N/A	N/A
02:00:00	0	N/A	N/A	N/A
03:00:00	0	N/A	N/A	N/A
04:00:00	0	N/A	N/A	N/A
05:00:00	0	N/A	N/A	N/A
06:00:00	0	N/A	N/A	N/A
07:00:00	0	N/A	N/A	N/A
08:00:00	0	N/A	N/A	N/A
09:00:00	0	N/A	N/A	N/A
10:00:00	0	N/A	N/A	N/A
11:00:00	0	N/A	N/A	N/A
12:00:00	0	N/A	N/A	N/A
13:00:00	0	N/A	N/A	N/A
14:00:00	0	N/A	N/A	N/A
15:00:00	0	N/A	N/A	N/A
16:00:00	0	N/A	N/A	N/A
17:00:00	0	N/A	N/A	N/A
18:00:00	0	N/A	N/A	N/A
19:00:00	0	N/A	N/A	N/A
20:00:00	0	N/A	N/A	N/A
21:00:00	0	N/A	N/A	N/A
22:00:00	0	N/A	N/A	N/A
23:00:00	0	N/A	N/A	N/A
00:00:00	0	N/A	N/A	N/A
01:00:00	0	N/A	N/A	N/A
02:00:00	0	N/A	N/A	N/A

Starting Hour	Count	Average Speed of all Traffic	Violator Counts	Average Speed of Violators
03:00:00	0	N/A	N/A	N/A
04:00:00	0	N/A	N/A	N/A
05:00:00	0	N/A	N/A	N/A
06:00:00	0	N/A	N/A	N/A
07:00:00	0	N/A	N/A	N/A
08:00:00	0	N/A	N/A	N/A
09:00:00	0	N/A	N/A	N/A
10:00:00	0	N/A	N/A	N/A
11:00:00	0	N/A	N/A	N/A
12:00:00	0	N/A	N/A	N/A
13:00:00	0	N/A	N/A	N/A
14:00:00	0	N/A	N/A	N/A
15:00:00	0	N/A	N/A	N/A
16:00:00	0	N/A	N/A	N/A
17:00:00	0	N/A	N/A	N/A
18:00:00	0	N/A	N/A	N/A
19:00:00	0	N/A	N/A	N/A
20:00:00	0	N/A	N/A	N/A
21:00:00	0	N/A	N/A	N/A
22:00:00	0	N/A	N/A	N/A
23:00:00	0	N/A	N/A	N/A
00:00:00	0	N/A	N/A	N/A
01:00:00	0	N/A	N/A	N/A
02:00:00	0	N/A	N/A	N/A
03:00:00	0	N/A	N/A	N/A
04:00:00	0	N/A	N/A	N/A
05:00:00	0	N/A	N/A	N/A
06:00:00	0	N/A	N/A	N/A
07:00:00	0	N/A	N/A	N/A
08:00:00	0	N/A	N/A	N/A
09:00:00	0	N/A	N/A	N/A
10:00:00	0	N/A	N/A	N/A
11:00:00	0	N/A	N/A	N/A
12:00:00	0	N/A	N/A	N/A
13:00:00	0	N/A	N/A	N/A
14:00:00	0	N/A	N/A	N/A
15:00:00	0	N/A	N/A	N/A
16:00:00	0	N/A	N/A	N/A
17:00:00	0	N/A	N/A	N/A
18:00:00	0	N/A	N/A	N/A
19:00:00	0	N/A	N/A	N/A
20:00:00	0	N/A	N/A	N/A
21:00:00	0	N/A	N/A	N/A
22:00:00	0	N/A	N/A	N/A
23:00:00	0	N/A	N/A	N/A
00:00:00	0	N/A	N/A	N/A
01:00:00	0	N/A	N/A	N/A
02:00:00	0	N/A	N/A	N/A
03:00:00	0	N/A	N/A	N/A
04:00:00	0	N/A	N/A	N/A
05:00:00	0	N/A	N/A	N/A

Starting Hour	Count	Average Speed of all Traffic	Violator Counts	Average Speed of Violators
06:00:00	0	N/A	N/A	N/A
07:00:00	0	N/A	N/A	N/A
08:00:00	0	N/A	N/A	N/A
09:00:00	0	N/A	N/A	N/A
10:00:00	0	N/A	N/A	N/A
11:00:00	0	N/A	N/A	N/A
12:00:00	0	N/A	N/A	N/A
13:00:00	0	N/A	N/A	N/A
14:00:00	0	N/A	N/A	N/A
15:00:00	0	N/A	N/A	N/A
16:00:00	0	N/A	N/A	N/A
17:00:00	0	N/A	N/A	N/A
18:00:00	0	N/A	N/A	N/A
19:00:00	0	N/A	N/A	N/A
20:00:00	0	N/A	N/A	N/A
21:00:00	0	N/A	N/A	N/A
22:00:00	0	N/A	N/A	N/A
23:00:00	0	N/A	N/A	N/A
00:00:00	0	N/A	N/A	N/A
01:00:00	0	N/A	N/A	N/A
02:00:00	0	N/A	N/A	N/A
03:00:00	0	N/A	N/A	N/A
04:00:00	0	N/A	N/A	N/A
05:00:00	0	N/A	N/A	N/A
06:00:00	0	N/A	N/A	N/A
07:00:00	0	N/A	N/A	N/A
08:00:00	0	N/A	N/A	N/A
09:00:00	0	N/A	N/A	N/A
10:00:00	0	N/A	N/A	N/A
11:00:00	0	N/A	N/A	N/A
12:00:00	0	N/A	N/A	N/A
13:00:00	0	N/A	N/A	N/A
14:00:00	0	N/A	N/A	N/A
15:00:00	0	N/A	N/A	N/A
16:00:00	0	N/A	N/A	N/A
17:00:00	0	N/A	N/A	N/A
18:00:00	0	N/A	N/A	N/A
19:00:00	0	N/A	N/A	N/A
20:00:00	0	N/A	N/A	N/A
21:00:00	0	N/A	N/A	N/A
22:00:00	0	N/A	N/A	N/A
23:00:00	0	N/A	N/A	N/A
00:00:00	0	N/A	N/A	N/A
01:00:00	0	N/A	N/A	N/A
02:00:00	0	N/A	N/A	N/A
03:00:00	0	N/A	N/A	N/A
04:00:00	0	N/A	N/A	N/A
05:00:00	0	N/A	N/A	N/A
06:00:00	0	N/A	N/A	N/A
07:00:00	0	N/A	N/A	N/A
08:00:00	0	N/A	N/A	N/A

Starting Hour	Count	Average Speed of all Traffic	Violator Counts	Average Speed of Violators
09:00:00	0	N/A	N/A	N/A
10:00:00	0	N/A	N/A	N/A
11:00:00	0	N/A	N/A	N/A
12:00:00	0	N/A	N/A	N/A
13:00:00	0	N/A	N/A	N/A
14:00:00	0	N/A	N/A	N/A
15:00:00	0	N/A	N/A	N/A
16:00:00	0	N/A	N/A	N/A
17:00:00	0	N/A	N/A	N/A
18:00:00	0	N/A	N/A	N/A
19:00:00	0	N/A	N/A	N/A
20:00:00	0	N/A	N/A	N/A
21:00:00	0	N/A	N/A	N/A
22:00:00	0	N/A	N/A	N/A
23:00:00	0	N/A	N/A	N/A
00:00:00	0	N/A	N/A	N/A
01:00:00	0	N/A	N/A	N/A
02:00:00	0	N/A	N/A	N/A
03:00:00	0	N/A	N/A	N/A
04:00:00	0	N/A	N/A	N/A
05:00:00	0	N/A	N/A	N/A
06:00:00	0	N/A	N/A	N/A
07:00:00	0	N/A	N/A	N/A
08:00:00	0	N/A	N/A	N/A
09:00:00	0	N/A	N/A	N/A
10:00:00	0	N/A	N/A	N/A
11:00:00	0	N/A	N/A	N/A
12:00:00	0	N/A	N/A	N/A
13:00:00	0	N/A	N/A	N/A
14:00:00	0	N/A	N/A	N/A
15:00:00	0	N/A	N/A	N/A
16:00:00	0	N/A	N/A	N/A
17:00:00	0	N/A	N/A	N/A
18:00:00	0	N/A	N/A	N/A
19:00:00	0	N/A	N/A	N/A
20:00:00	0	N/A	N/A	N/A
21:00:00	0	N/A	N/A	N/A
22:00:00	0	N/A	N/A	N/A
23:00:00	0	N/A	N/A	N/A
00:00:00	0	N/A	N/A	N/A
01:00:00	0	N/A	N/A	N/A
02:00:00	0	N/A	N/A	N/A
03:00:00	0	N/A	N/A	N/A
04:00:00	0	N/A	N/A	N/A
05:00:00	0	N/A	N/A	N/A
06:00:00	0	N/A	N/A	N/A
07:00:00	0	N/A	N/A	N/A
08:00:00	0	N/A	N/A	N/A
09:00:00	0	N/A	N/A	N/A
10:00:00	0	N/A	N/A	N/A
11:00:00	0	N/A	N/A	N/A

Starting Hour	Count	Average Speed of all Traffic	Violator Counts	Average Speed of Violators
12:00:00	0	N/A	N/A	N/A
13:00:00	0	N/A	N/A	N/A
14:00:00	0	N/A	N/A	N/A
15:00:00	0	N/A	N/A	N/A
16:00:00	0	N/A	N/A	N/A
17:00:00	0	N/A	N/A	N/A
18:00:00	0	N/A	N/A	N/A
19:00:00	0	N/A	N/A	N/A
20:00:00	0	N/A	N/A	N/A
21:00:00	0	N/A	N/A	N/A
22:00:00	0	N/A	N/A	N/A
23:00:00	0	N/A	N/A	N/A
00:00:00	0	N/A	N/A	N/A
01:00:00	0	N/A	N/A	N/A
02:00:00	0	N/A	N/A	N/A
03:00:00	0	N/A	N/A	N/A
04:00:00	0	N/A	N/A	N/A
05:00:00	0	N/A	N/A	N/A
06:00:00	0	N/A	N/A	N/A
07:00:00	0	N/A	N/A	N/A
08:00:00	0	N/A	N/A	N/A
09:00:00	0	N/A	N/A	N/A
10:00:00	0	N/A	N/A	N/A
11:00:00	0	N/A	N/A	N/A
12:00:00	0	N/A	N/A	N/A
13:00:00	0	N/A	N/A	N/A
14:00:00	0	N/A	N/A	N/A
15:00:00	0	N/A	N/A	N/A
16:00:00	0	N/A	N/A	N/A
17:00:00	0	N/A	N/A	N/A
18:00:00	0	N/A	N/A	N/A
19:00:00	0	N/A	N/A	N/A
20:00:00	0	N/A	N/A	N/A
21:00:00	0	N/A	N/A	N/A
22:00:00	0	N/A	N/A	N/A
23:00:00	0	N/A	N/A	N/A
00:00:00	0	N/A	N/A	N/A
01:00:00	0	N/A	N/A	N/A
02:00:00	0	N/A	N/A	N/A
03:00:00	0	N/A	N/A	N/A
04:00:00	0	N/A	N/A	N/A
05:00:00	0	N/A	N/A	N/A
06:00:00	0	N/A	N/A	N/A
07:00:00	0	N/A	N/A	N/A
08:00:00	0	N/A	N/A	N/A
09:00:00	0	N/A	N/A	N/A
10:00:00	0	N/A	N/A	N/A
11:00:00	0	N/A	N/A	N/A
12:00:00	0	N/A	N/A	N/A
13:00:00	0	N/A	N/A	N/A
14:00:00	0	N/A	N/A	N/A

Starting Hour	Count	Average Speed of all Traffic	Violator Counts	Average Speed of Violators
15:00:00	0	N/A	N/A	N/A
16:00:00	0	N/A	N/A	N/A
17:00:00	0	N/A	N/A	N/A
18:00:00	0	N/A	N/A	N/A
19:00:00	0	N/A	N/A	N/A
20:00:00	0	N/A	N/A	N/A
21:00:00	0	N/A	N/A	N/A
22:00:00	0	N/A	N/A	N/A
23:00:00	0	N/A	N/A	N/A
00:00:00	0	N/A	N/A	N/A
01:00:00	0	N/A	N/A	N/A
02:00:00	0	N/A	N/A	N/A
03:00:00	0	N/A	N/A	N/A
04:00:00	0	N/A	N/A	N/A
05:00:00	0	N/A	N/A	N/A
06:00:00	0	N/A	N/A	N/A
07:00:00	0	N/A	N/A	N/A
08:00:00	0	N/A	N/A	N/A
09:00:00	0	N/A	N/A	N/A
10:00:00	0	N/A	N/A	N/A
11:00:00	0	N/A	N/A	N/A
12:00:00	0	N/A	N/A	N/A
13:00:00	0	N/A	N/A	N/A
14:00:00	0	N/A	N/A	N/A
15:00:00	0	N/A	N/A	N/A
16:00:00	0	N/A	N/A	N/A
17:00:00	0	N/A	N/A	N/A
18:00:00	0	N/A	N/A	N/A
19:00:00	0	N/A	N/A	N/A
20:00:00	0	N/A	N/A	N/A
21:00:00	0	N/A	N/A	N/A
22:00:00	0	N/A	N/A	N/A
23:00:00	0	N/A	N/A	N/A

Incoming Histogram
 Outside Village Hall
 Hall Lane coming into the village from Long Stratton
 from Sun-Jul-17-2022-07-00-PM to Wed-Oct-05-2022-02-59-PM

Date	Starting Hr:min	<15	15 to <20	20 to <25	25 to <30	30 to <35	35 to <40	40 to <45	45 to <50	50 to <55	55 to <60	60 to <65	65 to <70	70 to <75	75 to <80	80 to <85	85 to <90	90 to <95	95 to <100	100 to >105	Total Counts	85pct Speed	10MPH Pace	% in pace	# of Speeders	% Speeders
17/07/2022	00:00	*	*	*	*	*	*	*	*	*	*	*	*	*	*	*	*	*	*	*	*	*	*	*	*	*
17/07/2022	01:00	*	*	*	*	*	*	*	*	*	*	*	*	*	*	*	*	*	*	*	*	*	*	*	*	*
17/07/2022	02:00	*	*	*	*	*	*	*	*	*	*	*	*	*	*	*	*	*	*	*	*	*	*	*	*	*
17/07/2022	03:00	*	*	*	*	*	*	*	*	*	*	*	*	*	*	*	*	*	*	*	*	*	*	*	*	*
17/07/2022	04:00	*	*	*	*	*	*	*	*	*	*	*	*	*	*	*	*	*	*	*	*	*	*	*	*	*
17/07/2022	05:00	*	*	*	*	*	*	*	*	*	*	*	*	*	*	*	*	*	*	*	*	*	*	*	*	*
17/07/2022	06:00	*	*	*	*	*	*	*	*	*	*	*	*	*	*	*	*	*	*	*	*	*	*	*	*	*
17/07/2022	07:00	*	*	*	*	*	*	*	*	*	*	*	*	*	*	*	*	*	*	*	*	*	*	*	*	*
17/07/2022	08:00	*	*	*	*	*	*	*	*	*	*	*	*	*	*	*	*	*	*	*	*	*	*	*	*	*
17/07/2022	09:00	*	*	*	*	*	*	*	*	*	*	*	*	*	*	*	*	*	*	*	*	*	*	*	*	*
17/07/2022	10:00	*	*	*	*	*	*	*	*	*	*	*	*	*	*	*	*	*	*	*	*	*	*	*	*	*
17/07/2022	11:00	*	*	*	*	*	*	*	*	*	*	*	*	*	*	*	*	*	*	*	*	*	*	*	*	*
17/07/2022	12:00	*	*	*	*	*	*	*	*	*	*	*	*	*	*	*	*	*	*	*	*	*	*	*	*	*
17/07/2022	13:00	*	*	*	*	*	*	*	*	*	*	*	*	*	*	*	*	*	*	*	*	*	*	*	*	*
17/07/2022	14:00	*	*	*	*	*	*	*	*	*	*	*	*	*	*	*	*	*	*	*	*	*	*	*	*	*
17/07/2022	15:00	*	*	*	*	*	*	*	*	*	*	*	*	*	*	*	*	*	*	*	*	*	*	*	*	*
17/07/2022	16:00	*	*	*	*	*	*	*	*	*	*	*	*	*	*	*	*	*	*	*	*	*	*	*	*	*
17/07/2022	17:00	*	*	*	*	*	*	*	*	*	*	*	*	*	*	*	*	*	*	*	*	*	*	*	*	*
17/07/2022	18:00	*	*	*	*	*	*	*	*	*	*	*	*	*	*	*	*	*	*	*	*	*	*	*	*	*
17/07/2022	19:00	0	0	1	6	7	1	0	0	0	0	0	0	0	0	0	0	0	0	0	15	34.3	25 to 35	86.7	8	53.3
17/07/2022	20:00	2	0	3	11	4	0	1	0	0	0	0	0	0	0	0	0	0	0	0	21	32.5	25 to 35	71.4	5	23.8
17/07/2022	21:00	0	0	4	5	2	0	0	0	0	0	0	0	0	0	0	0	0	0	0	11	30	20 to 30	81.8	2	18.2
17/07/2022	22:00	0	0	1	6	2	0	1	0	0	0	0	0	0	0	0	0	0	0	0	10	32.5	25 to 35	80.0	3	30.0
17/07/2022	23:00	0	0	0	1	1	0	0	1	0	0	0	0	0	0	0	0	0	0	0	3	50	25 to 35	66.7	2	66.7
24 Hr Summary		2	0	9	29	16	1	2	1	0	0	0	0	0	0	0	0	0	0	0	60	33.4	25 to 35	75.0	20	33.3

Incoming Histogram
 Outside Village Hall
 Hall Lane coming into the village from Long Stratton
 from Sun-Jul-17-2022-07-00-PM to Wed-Oct-05-2022-02-59-PM

Date	Starting Hr:min	<15	15 to <20	20 to <25	25 to <30	30 to <35	35 to <40	40 to <45	45 to <50	50 to <55	55 to <60	60 to <65	65 to <70	70 to <75	75 to <80	80 to <85	85 to <90	90 to <95	95 to <100	100 to >105	Total Counts	85pct Speed	10MPH Pace	% in pace	# of Speeders	% Speeders	
18/07/2022	00:00	0	0	0	0	1	0	0	0	0	0	0	0	0	0	0	0	0	0	0	0	1	35	25 to 35	100.0	1	100.0
18/07/2022	01:00	0	0	0	1	0	0	0	0	0	0	0	0	0	0	0	0	0	0	0	0	1	30	20 to 30	100.0	*	*
18/07/2022	02:00	0	0	0	0	0	0	0	0	0	0	0	0	0	0	0	0	0	0	0	0	0	0	*	*	*	*
18/07/2022	03:00	1	0	0	0	0	0	0	0	0	0	0	0	0	0	0	0	0	0	0	0	1	10	0 to 10	100.0	*	*
18/07/2022	04:00	0	0	0	0	1	1	0	0	0	0	0	0	0	0	0	0	0	0	0	0	2	40	30 to 40	100.0	2	100.0
18/07/2022	05:00	0	0	0	2	4	3	1	0	0	0	0	0	0	0	0	0	0	0	0	0	10	38.3	30 to 40	70.0	8	80.0
18/07/2022	06:00	0	2	0	1	2	0	1	0	0	0	0	0	0	0	0	0	0	0	0	0	6	35	25 to 35	50.0	3	50.0
18/07/2022	07:00	1	0	4	14	14	1	0	0	0	0	0	0	0	0	0	0	0	0	0	0	34	33.6	25 to 35	82.4	15	44.1
18/07/2022	08:00	2	1	3	11	10	3	1	0	0	0	0	0	0	0	0	0	0	0	0	0	31	34.5	25 to 35	67.7	14	45.2
18/07/2022	09:00	2	2	8	25	8	3	0	0	0	0	0	0	0	0	0	0	0	0	0	0	48	32.5	20 to 30	68.8	11	22.9
18/07/2022	10:00	0	0	6	19	10	3	1	0	0	0	0	0	0	0	0	0	0	0	0	0	39	34	25 to 35	74.4	14	35.9
18/07/2022	11:00	0	2	5	14	5	5	0	0	0	0	0	0	0	0	0	0	0	0	0	0	31	35	20 to 30	61.3	10	32.3
18/07/2022	12:00	1	3	8	21	17	2	1	0	0	0	0	0	0	0	0	0	0	0	0	0	53	33.5	25 to 35	71.7	20	37.7
18/07/2022	13:00	0	0	4	9	13	5	1	0	0	0	0	0	0	0	0	0	0	0	0	0	32	36	25 to 35	68.8	19	59.4
18/07/2022	14:00	0	1	7	18	8	5	0	0	0	0	0	0	0	0	0	0	0	0	0	0	39	34.4	25 to 35	66.7	13	33.3
18/07/2022	15:00	1	4	11	20	16	2	1	0	0	0	0	0	0	0	0	0	0	0	0	0	55	33.4	25 to 35	65.5	19	34.5
18/07/2022	16:00	1	1	8	32	16	4	0	0	0	0	0	0	0	0	0	0	0	0	0	0	62	33.4	25 to 35	77.4	20	32.3
18/07/2022	17:00	0	0	7	19	19	2	2	0	0	0	0	0	0	0	0	0	0	0	0	0	49	34.2	25 to 35	77.6	23	46.9
18/07/2022	18:00	2	0	2	11	10	3	0	0	0	0	0	0	0	0	0	0	0	0	0	0	28	34.5	25 to 35	75.0	13	46.4
18/07/2022	19:00	0	0	2	12	10	4	0	0	0	0	0	0	0	0	0	0	0	0	0	0	28	35	25 to 35	78.6	14	50.0
18/07/2022	20:00	0	1	5	17	6	0	0	0	0	0	0	0	0	0	0	0	0	0	0	0	29	31.7	25 to 35	79.3	6	20.7
18/07/2022	21:00	0	0	10	10	5	0	0	0	0	0	0	0	0	0	0	0	0	0	0	0	25	31	20 to 30	80.0	5	20.0
18/07/2022	22:00	0	0	0	3	5	0	0	0	0	0	0	0	0	0	0	0	0	0	0	0	8	34	25 to 35	100.0	5	62.5
18/07/2022	23:00	0	0	0	3	0	0	0	0	0	0	0	0	0	0	0	0	0	0	0	0	3	30	20 to 30	100.0	*	*
24 Hr Summary		11	17	90	262	180	46	9	0	0	0	0	0	0	0	0	0	0	0	0	615	34	25 to 35	71.9	235	38.2	

Incoming Histogram
 Outside Village Hall
 Hall Lane coming into the village from Long Stratton
 from Sun-Jul-17-2022-07-00-PM to Wed-Oct-05-2022-02-59-PM

Date	Starting Hr:min	<15	15 to <20	20 to <25	25 to <30	30 to <35	35 to <40	40 to <45	45 to <50	50 to <55	55 to <60	60 to <65	65 to <70	70 to <75	75 to <80	80 to <85	85 to <90	90 to <95	95 to <100	100 to >105	Total Counts	85pct Speed	10MPH Pace	% in pace	# of Speeders	% Speeders
19/07/2022	00:00	0	0	0	0	0	1	1	0	0	0	0	0	0	0	0	0	0	0	0	2	45	35 to 45	100.0	2	100.0
19/07/2022	01:00	0	0	0	0	1	0	0	0	0	0	0	0	0	0	0	0	0	0	0	1	35	25 to 35	100.0	1	100.0
19/07/2022	02:00	0	0	0	0	0	0	0	0	0	0	0	0	0	0	0	0	0	0	0	0	0	*	*	*	*
19/07/2022	03:00	0	0	0	0	0	0	0	0	0	0	0	0	0	0	0	0	0	0	0	0	0	*	*	*	*
19/07/2022	04:00	0	0	0	1	0	1	0	0	0	0	0	0	0	0	0	0	0	0	0	2	40	20 to 30	50.0	1	50.0
19/07/2022	05:00	0	0	1	1	5	3	0	0	0	0	0	0	0	0	0	0	0	0	0	10	36.7	30 to 40	80.0	8	80.0
19/07/2022	06:00	0	0	2	3	3	0	0	0	0	0	0	0	0	0	0	0	0	0	0	8	33.3	25 to 35	75.0	3	37.5
19/07/2022	07:00	0	0	3	14	9	1	2	0	0	0	0	0	0	0	0	0	0	0	0	29	34.4	25 to 35	79.3	12	41.4
19/07/2022	08:00	2	0	7	15	13	2	0	0	0	0	0	0	0	0	0	0	0	0	0	39	33.5	25 to 35	71.8	15	38.5
19/07/2022	09:00	0	0	9	25	11	1	0	0	0	0	0	0	0	0	0	0	0	0	0	46	32.3	25 to 35	78.3	12	26.1
19/07/2022	10:00	0	4	5	30	6	0	0	0	0	0	0	0	0	0	0	0	0	0	0	45	29.8	25 to 35	80.0	6	13.3
19/07/2022	11:00	5	1	3	23	7	3	0	0	0	0	0	0	0	0	0	0	0	0	0	42	32.9	25 to 35	71.4	10	23.8
19/07/2022	12:00	0	0	5	23	9	1	0	0	0	0	0	0	0	0	0	0	0	0	0	38	32.2	25 to 35	84.2	10	26.3
19/07/2022	13:00	0	1	4	24	15	1	0	0	0	0	0	0	0	0	0	0	0	0	0	45	33	25 to 35	86.7	16	35.6
19/07/2022	14:00	0	0	4	19	11	4	1	0	0	0	0	0	0	0	0	0	0	0	0	39	34.5	25 to 35	76.9	16	41.0
19/07/2022	15:00	2	0	5	29	23	3	0	0	0	0	0	0	0	0	0	0	0	0	0	62	33.7	25 to 35	83.9	26	41.9
19/07/2022	16:00	0	0	6	25	23	5	1	0	0	0	0	0	0	0	0	0	0	0	0	60	34.3	25 to 35	80.0	29	48.3
19/07/2022	17:00	0	0	1	20	16	4	0	0	0	0	0	0	0	0	0	0	0	0	0	41	34.4	25 to 35	87.8	20	48.8
19/07/2022	18:00	0	0	0	10	14	0	0	0	0	0	0	0	0	0	0	0	0	0	0	24	33.6	25 to 35	100.0	14	58.3
19/07/2022	19:00	0	1	4	13	10	0	0	1	0	0	0	0	0	0	0	0	0	0	0	29	33.5	25 to 35	79.3	11	37.9
19/07/2022	20:00	0	0	2	10	5	1	2	0	0	0	0	0	0	0	0	0	0	0	0	20	35	25 to 35	75.0	8	40.0
19/07/2022	21:00	1	0	0	5	3	0	0	0	0	0	0	0	0	0	0	0	0	0	0	9	33.3	25 to 35	88.9	3	33.3
19/07/2022	22:00	0	0	1	3	4	3	2	1	0	0	0	0	0	0	0	0	0	0	0	14	42.5	25 to 35	50.0	10	71.4
19/07/2022	23:00	0	0	0	1	1	0	1	0	0	0	0	0	0	0	0	0	0	0	0	3	45	25 to 35	66.7	2	66.7
24 Hr Summary		10	7	62	294	189	34	10	2	0	0	0	0	0	0	0	0	0	0	0	608	33.8	25 to 35	79.4	235	38.7

Incoming Histogram
 Outside Village Hall
 Hall Lane coming into the village from Long Stratton

from Sun-Jul-17-2022-07-00-PM to Wed-Oct-05-2022-02-59-PM

Date	Starting Hr:min	<15	15 to <20	20 to <25	25 to <30	30 to <35	35 to <40	40 to <45	45 to <50	50 to <55	55 to <60	60 to <65	65 to <70	70 to <75	75 to <80	80 to <85	85 to <90	90 to <95	95 to <100	100 to >105	Total Counts	85pct Speed	10MPH Pace	% in pace	# of Speeders	% Speeders
20/07/2022	00:00	0	0	0	0	0	0	0	0	0	0	0	0	0	0	0	0	0	0	0	0	0	*	*	*	*
20/07/2022	01:00	0	0	0	0	1	0	0	0	0	0	0	0	0	0	0	0	0	0	0	1	35	25 to 35	100.0	1	100.0
20/07/2022	02:00	0	0	1	1	0	0	0	0	0	0	0	0	0	0	0	0	0	0	0	2	30	20 to 30	100.0	*	*
20/07/2022	03:00	0	0	0	0	0	0	0	0	0	0	0	0	0	0	0	0	0	0	0	0	0	*	*	*	*
20/07/2022	04:00	0	0	1	0	0	1	0	0	0	0	0	0	0	0	0	0	0	0	0	2	40	15 to 25	50.0	1	50.0
20/07/2022	05:00	1	0	0	4	5	2	0	0	0	0	0	0	0	0	0	0	0	0	0	12	35	25 to 35	75.0	7	58.3
20/07/2022	06:00	0	0	2	4	6	1	0	0	0	0	0	0	0	0	0	0	0	0	0	13	34.2	25 to 35	76.9	7	53.8
20/07/2022	07:00	0	0	6	29	10	1	0	0	0	0	0	0	0	0	0	0	0	0	0	46	32	25 to 35	84.8	11	23.9
20/07/2022	08:00	1	0	8	23	14	3	0	0	0	0	0	0	0	0	0	0	0	0	0	49	33.6	25 to 35	75.5	17	34.7
20/07/2022	09:00	0	3	8	13	12	1	0	0	0	0	0	0	0	0	0	0	0	0	0	37	32.9	25 to 35	67.6	13	35.1
20/07/2022	10:00	2	3	6	12	9	1	0	0	0	0	0	0	0	0	0	0	0	0	0	33	32.8	25 to 35	63.6	10	30.3
20/07/2022	11:00	2	4	7	21	3	2	0	0	0	0	0	0	0	0	0	0	0	0	0	39	29.8	20 to 30	71.8	5	12.8
20/07/2022	12:00	1	3	7	22	7	1	0	0	0	0	0	0	0	0	0	0	0	0	0	41	31.4	20 to 30	70.7	8	19.5
20/07/2022	13:00	0	0	7	26	16	0	0	0	0	0	0	0	0	0	0	0	0	0	0	49	32.8	25 to 35	85.7	16	32.7
20/07/2022	14:00	0	0	6	23	7	1	0	0	0	0	0	0	0	0	0	0	0	0	0	37	31.4	25 to 35	81.1	8	21.6
20/07/2022	15:00	0	0	9	28	29	3	1	0	0	0	0	0	0	0	0	0	0	0	0	70	34	25 to 35	81.4	33	47.1
20/07/2022	16:00	2	1	16	33	16	2	2	0	0	0	0	0	0	0	0	0	0	0	0	72	32.8	20 to 30	68.1	20	27.8
20/07/2022	17:00	0	1	6	33	25	2	0	0	0	0	0	0	0	0	0	0	0	0	0	67	33.4	25 to 35	86.6	27	40.3
20/07/2022	18:00	0	0	5	19	14	4	0	0	0	0	0	0	0	0	0	0	0	0	0	42	34.3	25 to 35	78.6	18	42.9
20/07/2022	19:00	0	1	2	19	6	4	0	0	1	0	0	0	0	0	0	0	0	0	0	33	35	25 to 35	75.8	11	33.3
20/07/2022	20:00	0	0	2	7	12	0	0	1	0	0	0	0	0	0	0	0	0	0	0	22	34.2	25 to 35	86.4	13	59.1
20/07/2022	21:00	0	0	2	8	2	0	0	0	0	0	0	0	0	0	0	0	0	0	0	12	30	20 to 30	83.3	2	16.7
20/07/2022	22:00	0	0	2	10	4	0	0	0	0	0	0	0	0	0	0	0	0	0	0	16	32.5	25 to 35	87.5	4	25.0
20/07/2022	23:00	0	0	0	6	3	1	0	0	0	0	0	0	0	0	0	0	0	0	0	10	33.3	25 to 35	90.0	4	40.0
24 Hr Summary		9	16	103	341	201	30	3	1	1	0	0	0	0	0	0	0	0	0	0	705	33.2	25 to 35	76.9	236	33.5

Incoming Histogram
 Outside Village Hall
 Hall Lane coming into the village from Long Stratton

from Sun-Jul-17-2022-07-00-PM to Wed-Oct-05-2022-02-59-PM

Date	Starting Hr:min	<15	15 to <20	20 to <25	25 to <30	30 to <35	35 to <40	40 to <45	45 to <50	50 to <55	55 to <60	60 to <65	65 to <70	70 to <75	75 to <80	80 to <85	85 to <90	90 to <95	95 to <100	100 to >105	Total Counts	85pct Speed	10MPH Pace	% in pace	# of Speeders	% Speeders
21/07/2022	00:00	0	0	0	2	0	0	0	0	0	0	0	0	0	0	0	0	0	0	0	2	30	20 to 30	100.0	*	*
21/07/2022	01:00	0	0	0	0	2	0	0	0	0	0	0	0	0	0	0	0	0	0	0	2	35	25 to 35	100.0	2	100.0
21/07/2022	02:00	0	0	0	0	0	0	0	0	0	0	0	0	0	0	0	0	0	0	0	0	0	*	*	*	*
21/07/2022	03:00	0	0	0	0	0	0	0	0	0	0	0	0	0	0	0	0	0	0	0	0	0	*	*	*	*
21/07/2022	04:00	0	0	0	1	0	0	0	0	0	0	0	0	0	0	0	0	0	0	0	1	30	20 to 30	100.0	*	*
21/07/2022	05:00	0	0	0	3	2	1	0	0	0	0	0	0	0	0	0	0	0	0	0	6	35	25 to 35	83.3	3	50.0
21/07/2022	06:00	0	1	0	5	3	0	0	1	0	0	0	0	0	0	0	0	0	0	0	10	33.3	25 to 35	80.0	4	40.0
21/07/2022	07:00	0	6	3	12	13	5	0	0	0	0	0	0	0	0	0	0	0	0	0	39	34.6	25 to 35	64.1	18	46.2
21/07/2022	08:00	1	2	8	25	8	4	0	0	0	0	0	0	0	0	0	0	0	0	0	48	33.1	20 to 30	68.8	12	25.0
21/07/2022	09:00	5	4	9	13	3	0	0	0	0	0	0	0	0	0	0	0	0	0	0	34	29.2	20 to 30	64.7	3	8.8
21/07/2022	10:00	1	6	18	15	6	0	0	0	0	0	0	0	0	0	0	0	0	0	0	46	29.7	20 to 30	71.7	6	13.0
21/07/2022	11:00	2	4	13	19	4	0	0	0	0	0	0	0	0	0	0	0	0	0	0	42	29.5	20 to 30	76.2	4	9.5
21/07/2022	12:00	1	5	16	33	5	0	0	0	0	0	0	0	0	0	0	0	0	0	0	60	29.4	20 to 30	81.7	5	8.3
21/07/2022	13:00	0	0	8	21	15	6	0	0	0	0	0	0	0	0	0	0	0	0	0	50	34.3	25 to 35	72.0	21	42.0
21/07/2022	14:00	0	2	14	27	12	5	0	0	0	0	0	0	0	0	0	0	0	0	0	60	33.3	20 to 30	68.3	17	28.3
21/07/2022	15:00	0	7	23	27	16	1	0	0	0	0	0	0	0	0	0	0	0	0	0	74	31.9	20 to 30	67.6	17	23.0
21/07/2022	16:00	1	1	4	29	30	4	0	0	0	0	0	0	0	0	0	0	0	0	0	69	34	25 to 35	85.5	34	49.3
21/07/2022	17:00	3	2	12	35	22	4	0	0	0	0	0	0	0	0	0	0	0	0	0	78	33.2	25 to 35	73.1	26	33.3
21/07/2022	18:00	0	1	2	19	19	2	0	0	0	0	0	0	0	0	0	0	0	0	0	43	33.9	25 to 35	88.4	21	48.8
21/07/2022	19:00	0	0	3	13	10	4	1	0	0	0	0	0	0	0	0	0	0	0	0	31	35	25 to 35	74.2	15	48.4
21/07/2022	20:00	2	1	2	7	4	0	0	1	0	0	0	0	0	0	0	0	0	0	0	17	32.5	25 to 35	64.7	5	29.4
21/07/2022	21:00	0	0	2	10	4	2	0	0	0	0	0	0	0	0	0	0	0	0	0	18	33.8	25 to 35	77.8	6	33.3
21/07/2022	22:00	0	0	2	13	5	1	0	0	0	0	0	0	0	0	0	0	0	0	0	21	33	25 to 35	85.7	6	28.6
21/07/2022	23:00	0	0	0	2	1	0	1	0	0	0	0	0	0	0	0	0	0	0	0	4	35	25 to 35	75.0	2	50.0
24 Hr Summary		16	42	139	331	184	39	2	2	0	0	0	0	0	0	0	0	0	0	0	755	33.1	25 to 35	68.2	227	30.1

Incoming Histogram
 Outside Village Hall
 Hall Lane coming into the village from Long Stratton
 from Sun-Jul-17-2022-07-00-PM to Wed-Oct-05-2022-02-59-PM

Date	Starting Hr:min	<15	15 to <20	20 to <25	25 to <30	30 to <35	35 to <40	40 to <45	45 to <50	50 to <55	55 to <60	60 to <65	65 to <70	70 to <75	75 to <80	80 to <85	85 to <90	90 to <95	95 to <100	100 to >105	Total Counts	85pct Speed	10MPH Pace	% in pace	# of Speeders	% Speeders
22/07/2022	00:00	0	0	0	1	0	0	0	0	0	0	0	0	0	0	0	0	0	0	0	1	30	20 to 30	100.0	*	*
22/07/2022	01:00	0	0	0	0	1	1	0	0	0	0	0	0	0	0	0	0	0	0	0	2	40	30 to 40	100.0	2	100.0
22/07/2022	02:00	0	0	0	0	0	0	0	0	0	0	0	0	0	0	0	0	0	0	0	0	0	*	*	*	*
22/07/2022	03:00	0	0	0	0	0	0	0	0	0	0	0	0	0	0	0	0	0	0	0	0	0	*	*	*	*
22/07/2022	04:00	0	0	0	2	1	0	0	1	0	0	0	0	0	0	0	0	0	0	0	4	35	25 to 35	75.0	2	50.0
22/07/2022	05:00	0	0	0	1	4	0	1	0	0	0	0	0	0	0	0	0	0	0	0	6	35	25 to 35	83.3	5	83.3
22/07/2022	06:00	0	2	0	3	2	1	0	0	0	0	0	0	0	0	0	0	0	0	0	8	35	25 to 35	62.5	3	37.5
22/07/2022	07:00	0	0	2	17	13	4	0	0	0	0	0	0	0	0	0	0	0	0	0	36	34.6	25 to 35	83.3	17	47.2
22/07/2022	08:00	0	2	15	29	3	2	0	0	0	0	0	0	0	0	0	0	0	0	0	51	29.5	20 to 30	86.3	5	9.8
22/07/2022	09:00	6	3	9	13	9	1	0	0	0	0	0	0	0	0	0	0	0	0	0	41	32.2	20 to 30	53.7	10	24.4
22/07/2022	10:00	0	0	7	16	7	1	0	0	0	0	0	0	0	0	0	0	0	0	0	31	32.1	20 to 30	74.2	8	25.8
22/07/2022	11:00	0	1	15	20	10	2	0	0	0	0	0	0	0	0	0	0	0	0	0	48	32.5	20 to 30	72.9	12	25.0
22/07/2022	12:00	1	2	6	20	13	0	0	0	0	0	0	0	0	0	0	0	0	0	0	42	32.7	25 to 35	78.6	13	31.0
22/07/2022	13:00	0	0	9	23	21	4	1	1	0	0	0	0	0	0	0	0	0	0	0	59	34.3	25 to 35	74.6	27	45.8
22/07/2022	14:00	2	1	12	31	16	6	0	0	1	0	0	0	0	0	0	0	0	0	0	69	34.1	25 to 35	68.1	23	33.3
22/07/2022	15:00	2	6	22	35	6	1	0	0	0	0	0	0	0	0	0	0	0	0	0	72	29.4	20 to 30	79.2	7	9.7
22/07/2022	16:00	1	1	10	31	14	1	0	0	0	0	0	0	0	0	0	0	0	0	0	58	32.1	25 to 35	77.6	15	25.9
22/07/2022	17:00	0	3	14	36	8	6	0	0	0	0	0	0	0	0	0	0	0	0	0	67	32.5	20 to 30	74.6	14	20.9
22/07/2022	18:00	0	2	13	29	19	4	1	0	0	0	0	0	0	0	0	0	0	0	0	68	33.7	25 to 35	70.6	24	35.3
22/07/2022	19:00	0	1	6	19	18	1	1	0	0	0	0	0	0	0	0	0	0	0	0	46	33.6	25 to 35	80.4	20	43.5
22/07/2022	20:00	0	1	5	13	7	5	2	1	0	0	0	0	0	0	0	0	0	0	0	34	38	25 to 35	58.8	15	44.1
22/07/2022	21:00	0	1	2	8	7	0	2	0	0	0	0	0	0	0	0	0	0	0	0	20	34.3	25 to 35	75.0	9	45.0
22/07/2022	22:00	0	0	1	5	3	0	2	0	0	0	0	0	0	0	0	0	0	0	0	11	35	25 to 35	72.7	5	45.5
22/07/2022	23:00	0	0	1	3	1	1	0	0	0	0	0	0	0	0	0	0	0	0	0	6	35	20 to 30	66.7	2	33.3
24 Hr Summary		12	26	149	355	183	41	10	3	1	0	0	0	0	0	0	0	0	0	0	780	33.3	25 to 35	69.0	238	30.5

Incoming Histogram

Outside Village Hall

from Sun-Jul-17-2022-07-00-PM to Wed-Oct-05-2022-02-59-PM

Hall Lane coming into the village from Long Stratton

Date	Starting Hr:min	<15	15 to <20	20 to <25	25 to <30	30 to <35	35 to <40	40 to <45	45 to <50	50 to <55	55 to <60	60 to <65	65 to <70	70 to <75	75 to <80	80 to <85	85 to <90	90 to <95	95 to <100	100 to >105	Total Counts	85pct Speed	10MPH Pace	% in pace	# of Speeders	% Speeders
23/07/2022	00:00	0	0	0	1	1	2	0	0	0	0	0	0	0	0	0	0	0	0	0	4	37.5	30 to 40	75.0	3	75.0
23/07/2022	01:00	0	0	0	1	1	1	0	0	0	0	0	0	0	0	0	0	0	0	0	3	40	25 to 35	66.7	2	66.7
23/07/2022	02:00	0	0	0	0	0	0	0	0	0	0	0	0	0	0	0	0	0	0	0	0	0	*	*	*	*
23/07/2022	03:00	0	0	0	1	1	2	0	0	0	0	0	0	0	0	0	0	0	0	0	4	37.5	30 to 40	75.0	3	75.0
23/07/2022	04:00	1	0	0	0	0	0	0	0	0	0	0	0	0	0	0	0	0	0	0	1	10	0 to 10	100.0	*	*
23/07/2022	05:00	0	0	0	0	1	1	0	0	0	0	0	0	0	0	0	0	0	0	0	2	40	30 to 40	100.0	2	100.0
23/07/2022	06:00	0	0	0	0	2	2	0	0	0	0	0	0	0	0	0	0	0	0	0	4	37.5	30 to 40	100.0	4	100.0
23/07/2022	07:00	0	0	0	2	2	1	0	0	0	0	0	0	0	0	0	0	0	0	0	5	35	25 to 35	80.0	3	60.0
23/07/2022	08:00	1	0	3	11	6	0	0	0	0	0	0	0	0	0	0	0	0	0	0	21	32.5	25 to 35	81.0	6	28.6
23/07/2022	09:00	1	1	7	11	8	2	0	0	0	0	0	0	0	0	0	0	0	0	0	30	33.8	25 to 35	63.3	10	33.3
23/07/2022	10:00	0	1	9	14	6	1	0	0	0	0	0	0	0	0	0	0	0	0	0	31	31.7	20 to 30	74.2	7	22.6
23/07/2022	11:00	1	2	10	30	7	2	2	0	0	0	0	0	0	0	0	0	0	0	0	54	32.1	20 to 30	74.1	11	20.4
23/07/2022	12:00	1	3	7	22	16	3	0	0	0	0	0	0	0	0	0	0	0	0	0	52	33.4	25 to 35	73.1	19	36.5
23/07/2022	13:00	0	3	6	19	8	2	0	0	0	0	0	0	0	0	0	0	0	0	0	38	32.5	25 to 35	71.1	10	26.3
23/07/2022	14:00	0	2	6	22	14	1	0	0	0	0	0	0	0	0	0	0	0	0	0	45	32.9	25 to 35	80.0	15	33.3
23/07/2022	15:00	2	3	12	28	9	0	0	0	0	0	0	0	0	0	0	0	0	0	0	54	30.6	20 to 30	74.1	9	16.7
23/07/2022	16:00	0	2	6	19	17	3	1	0	0	0	0	0	0	0	0	0	0	0	0	48	34.1	25 to 35	75.0	21	43.8
23/07/2022	17:00	3	2	7	30	5	3	0	0	0	0	0	0	0	0	0	0	0	0	0	50	30	20 to 30	74.0	8	16.0
23/07/2022	18:00	1	0	6	18	8	3	0	0	0	0	0	0	0	0	0	0	0	0	0	36	33.8	25 to 35	72.2	11	30.6
23/07/2022	19:00	1	0	4	19	12	6	0	0	0	0	0	0	0	0	0	0	0	0	0	42	35	25 to 35	73.8	18	42.9
23/07/2022	20:00	0	0	5	11	9	0	0	0	0	0	0	0	0	0	0	0	0	0	0	25	32.8	25 to 35	80.0	9	36.0
23/07/2022	21:00	0	1	5	10	3	1	3	0	0	0	0	0	0	0	0	0	0	0	0	23	40	20 to 30	65.2	7	30.4
23/07/2022	22:00	2	0	0	7	7	1	0	0	0	0	0	0	0	0	0	0	0	0	0	17	33.6	25 to 35	82.4	8	47.1
23/07/2022	23:00	0	0	3	1	3	1	0	0	0	0	0	0	0	0	0	0	0	0	0	8	35	20 to 30	50.0	4	50.0
24 Hr Summary		14	20	96	277	146	38	6	0	0	0	0	0	0	0	0	0	0	0	0	597	33.4	25 to 35	70.9	190	31.8

Incoming Histogram
 Outside Village Hall
 Hall Lane coming into the village from Long Stratton

from Sun-Jul-17-2022-07-00-PM to Wed-Oct-05-2022-02-59-PM

Date	Starting Hr:min	<15	15 to <20	20 to <25	25 to <30	30 to <35	35 to <40	40 to <45	45 to <50	50 to <55	55 to <60	60 to <65	65 to <70	70 to <75	75 to <80	80 to <85	85 to <90	90 to <95	95 to <100	100 to >105	Total Counts	85pct Speed	10MPH Pace	% in pace	# of Speeders	% Speeders
24/07/2022	00:00	0	0	1	4	0	0	0	0	0	0	0	0	0	0	0	0	0	0	0	5	28.8	20 to 30	100.0	*	*
24/07/2022	01:00	0	0	0	2	2	0	1	0	0	0	0	0	0	0	0	0	0	0	0	5	35	25 to 35	80.0	3	60.0
24/07/2022	02:00	0	0	0	0	0	1	0	0	0	0	0	0	0	0	0	0	0	0	0	1	40	30 to 40	100.0	1	100.0
24/07/2022	03:00	0	0	0	0	0	0	0	0	0	0	0	0	0	0	0	0	0	0	0	0	0	*	*	*	*
24/07/2022	04:00	0	1	0	1	0	0	0	0	0	0	0	0	0	0	0	0	0	0	0	2	30	10 to 20	50.0	*	*
24/07/2022	05:00	0	0	0	2	0	2	0	0	0	0	0	0	0	0	0	0	0	0	0	4	37.5	20 to 30	50.0	2	50.0
24/07/2022	06:00	0	0	0	0	0	1	0	0	0	0	0	0	0	0	0	0	0	0	0	1	40	30 to 40	100.0	1	100.0
24/07/2022	07:00	0	0	0	0	1	0	0	0	0	0	0	0	0	0	0	0	0	0	0	1	35	25 to 35	100.0	1	100.0
24/07/2022	08:00	0	1	5	7	3	0	0	0	0	0	0	0	0	0	0	0	0	0	0	16	31.7	20 to 30	75.0	3	18.8
24/07/2022	09:00	0	0	4	7	3	0	0	0	0	0	0	0	0	0	0	0	0	0	0	14	31.7	20 to 30	78.6	3	21.4
24/07/2022	10:00	0	5	9	13	11	5	0	0	0	0	0	0	0	0	0	0	0	0	0	43	34.5	25 to 35	55.8	16	37.2
24/07/2022	11:00	0	4	9	18	12	1	0	0	0	0	0	0	0	0	0	0	0	0	0	44	32.5	25 to 35	68.2	13	29.5
24/07/2022	12:00	0	3	6	22	19	2	1	0	0	0	0	0	0	0	0	0	0	0	0	53	33.7	25 to 35	77.4	22	41.5
24/07/2022	13:00	0	0	2	15	13	3	0	0	0	0	0	0	0	0	0	0	0	0	0	33	34.2	25 to 35	84.8	16	48.5
24/07/2022	14:00	0	0	3	16	15	1	0	0	0	0	0	0	0	0	0	0	0	0	0	35	33.7	25 to 35	88.6	16	45.7
24/07/2022	15:00	0	0	5	15	6	7	0	0	0	0	0	0	0	0	0	0	0	0	0	33	36.4	25 to 35	63.6	13	39.4
24/07/2022	16:00	0	0	2	10	20	2	0	0	0	0	0	0	0	0	0	0	0	0	0	34	34.2	25 to 35	88.2	22	64.7
24/07/2022	17:00	0	0	3	8	7	3	0	0	0	0	0	0	0	0	0	0	0	0	0	21	35	25 to 35	71.4	10	47.6
24/07/2022	18:00	0	1	5	8	8	4	1	0	0	0	0	0	0	0	0	0	0	0	0	27	36.2	25 to 35	59.3	13	48.1
24/07/2022	19:00	0	0	3	18	15	4	0	0	0	0	0	0	0	0	0	0	0	0	0	40	34.3	25 to 35	82.5	19	47.5
24/07/2022	20:00	1	0	1	8	2	3	0	0	0	0	0	0	0	0	0	0	0	0	0	15	36.7	25 to 35	66.7	5	33.3
24/07/2022	21:00	1	0	2	9	3	0	0	0	0	0	0	0	0	0	0	0	0	0	0	15	31.7	25 to 35	80.0	3	20.0
24/07/2022	22:00	0	0	1	2	3	1	1	0	0	0	0	0	0	0	0	0	0	0	0	8	40	25 to 35	62.5	5	62.5
24/07/2022	23:00	0	0	0	0	1	0	0	0	0	0	0	0	0	0	0	0	0	0	0	1	35	25 to 35	100.0	1	100.0
24 Hr Summary		2	15	61	185	144	40	4	0	0	0	0	0	0	0	0	0	0	0	0	451	34.2	25 to 35	72.9	188	41.7

Incoming Histogram

Outside Village Hall

from Sun-Jul-17-2022-07-00-PM to Wed-Oct-05-2022-02-59-PM

Hall Lane coming into the village from Long Stratton

Date	Starting Hr:min	<15	15 to <20	20 to <25	25 to <30	30 to <35	35 to <40	40 to <45	45 to <50	50 to <55	55 to <60	60 to <65	65 to <70	70 to <75	75 to <80	80 to <85	85 to <90	90 to <95	95 to <100	100 to >105	Total Counts	85pct Speed	10MPH Pace	% in pace	# of Speeders	% Speeders
25/07/2022	00:00	0	0	0	0	0	0	0	0	0	0	0	0	0	0	0	0	0	0	0	0	0	*	*	*	*
25/07/2022	01:00	0	0	0	0	1	0	0	1	0	0	0	0	0	0	0	0	0	0	0	2	50	25 to 35	50.0	2	100.0
25/07/2022	02:00	0	0	0	0	0	0	0	0	0	0	0	0	0	0	0	0	0	0	0	0	0	*	*	*	*
25/07/2022	03:00	0	0	0	0	0	0	0	0	0	0	0	0	0	0	0	0	0	0	0	0	0	*	*	*	*
25/07/2022	04:00	0	0	2	1	0	1	0	0	0	0	0	0	0	0	0	0	0	0	0	4	30	20 to 30	75.0	1	25.0
25/07/2022	05:00	0	0	0	4	0	2	0	0	0	0	0	0	0	0	0	0	0	0	0	6	37.5	20 to 30	66.7	2	33.3
25/07/2022	06:00	0	0	1	2	4	0	0	2	0	0	0	0	0	0	0	0	0	0	0	9	47.5	25 to 35	66.7	6	66.7
25/07/2022	07:00	1	0	2	15	12	4	2	0	0	0	0	0	0	0	0	0	0	0	0	36	36.2	25 to 35	75.0	18	50.0
25/07/2022	08:00	0	0	5	14	9	4	0	0	0	0	0	0	0	0	0	0	0	0	0	32	34.4	25 to 35	71.9	13	40.6
25/07/2022	09:00	0	2	3	13	8	4	0	0	0	0	0	0	0	0	0	0	0	0	0	30	35	25 to 35	70.0	12	40.0
25/07/2022	10:00	0	1	6	11	12	1	0	0	0	0	0	0	0	0	0	0	0	0	0	31	33.3	25 to 35	74.2	13	41.9
25/07/2022	11:00	0	4	12	29	4	7	0	0	0	0	0	0	0	0	0	0	0	0	0	56	33.8	20 to 30	73.2	11	19.6
25/07/2022	12:00	0	1	8	22	12	1	0	0	0	0	0	0	0	0	0	0	0	0	0	44	32.5	25 to 35	77.3	13	29.5
25/07/2022	13:00	2	0	5	19	16	5	0	0	0	0	0	0	0	0	0	0	0	0	0	47	34.4	25 to 35	74.5	21	44.7
25/07/2022	14:00	0	3	8	27	12	0	1	0	0	0	0	0	0	0	0	0	0	0	0	51	32.1	25 to 35	76.5	13	25.5
25/07/2022	15:00	0	0	6	21	12	3	0	0	0	0	0	0	0	0	0	0	0	0	0	42	33.8	25 to 35	78.6	15	35.7
25/07/2022	16:00	0	3	13	40	12	0	0	0	0	0	0	0	0	0	0	0	0	0	0	68	30.8	20 to 30	77.9	12	17.6
25/07/2022	17:00	0	0	13	26	20	2	1	0	0	0	0	0	0	0	0	0	0	0	0	62	33.5	25 to 35	74.2	23	37.1
25/07/2022	18:00	0	0	5	22	22	1	0	0	0	0	0	0	0	0	0	0	0	0	0	50	33.4	25 to 35	88.0	23	46.0
25/07/2022	19:00	0	1	2	11	7	5	0	0	0	0	0	0	0	0	0	0	0	0	0	26	36	25 to 35	69.2	12	46.2
25/07/2022	20:00	0	0	4	10	3	4	0	1	0	0	0	0	0	0	0	0	0	0	0	22	37.5	20 to 30	63.6	8	36.4
25/07/2022	21:00	0	0	5	10	3	1	0	0	0	0	0	0	0	0	0	0	0	0	0	19	31.7	20 to 30	78.9	4	21.1
25/07/2022	22:00	0	0	1	4	3	0	0	0	0	0	0	0	0	0	0	0	0	0	0	8	33.3	25 to 35	87.5	3	37.5
25/07/2022	23:00	0	0	0	3	3	0	0	0	0	0	0	0	0	0	0	0	0	0	0	6	33.3	25 to 35	100.0	3	50.0
24 Hr Summary		3	15	101	304	175	45	4	4	0	0	0	0	0	0	0	0	0	0	0	651	33.7	25 to 35	73.6	228	35.0

Incoming Histogram
 Outside Village Hall
 Hall Lane coming into the village from Long Stratton
 from Sun-Jul-17-2022-07-00-PM to Wed-Oct-05-2022-02-59-PM

Date	Starting Hr:min	<15	15 to <20	20 to <25	25 to <30	30 to <35	35 to <40	40 to <45	45 to <50	50 to <55	55 to <60	60 to <65	65 to <70	70 to <75	75 to <80	80 to <85	85 to <90	90 to <95	95 to <100	100 to >105	Total Counts	85pct Speed	10MPH Pace	% in pace	# of Speeders	% Speeders
26/07/2022	00:00	0	0	0	0	0	0	0	0	0	0	0	0	0	0	0	0	0	0	0	0	0	*	*	*	*
26/07/2022	01:00	0	0	0	0	1	0	0	0	0	0	0	0	0	0	0	0	0	0	0	1	35	25 to 35	100.0	1	100.0
26/07/2022	02:00	0	0	0	0	0	0	0	0	0	0	0	0	0	0	0	0	0	0	0	0	0	*	*	*	*
26/07/2022	03:00	0	0	0	1	0	0	0	0	0	0	0	0	0	0	0	0	0	0	0	1	30	20 to 30	100.0	*	*
26/07/2022	04:00	0	0	0	3	2	0	0	0	0	0	0	0	0	0	0	0	0	0	0	5	32.5	25 to 35	100.0	2	40.0
26/07/2022	05:00	0	0	0	0	4	2	0	0	0	0	0	0	0	0	0	0	0	0	0	6	37.5	30 to 40	100.0	6	100.0
26/07/2022	06:00	0	1	0	2	3	3	1	0	0	0	0	0	0	0	0	0	0	0	0	10	38.3	30 to 40	60.0	7	70.0
26/07/2022	07:00	0	0	1	9	11	3	1	0	0	0	0	0	0	0	0	0	0	0	0	25	35	25 to 35	80.0	15	60.0
26/07/2022	08:00	1	0	3	16	7	1	0	0	0	0	0	0	0	0	0	0	0	0	0	28	32.9	25 to 35	82.1	8	28.6
26/07/2022	09:00	1	0	7	16	10	1	0	0	0	0	0	0	0	0	0	0	0	0	0	35	33	25 to 35	74.3	11	31.4
26/07/2022	10:00	0	2	5	11	4	2	0	0	0	0	0	0	0	0	0	0	0	0	0	24	32.5	20 to 30	66.7	6	25.0
26/07/2022	11:00	1	3	6	16	5	3	0	0	0	0	0	0	0	0	0	0	0	0	0	34	33	20 to 30	64.7	8	23.5
26/07/2022	12:00	0	3	7	19	13	2	0	0	0	0	0	0	0	0	0	0	0	0	0	44	33.1	25 to 35	72.7	15	34.1
26/07/2022	13:00	3	2	11	15	10	3	0	0	0	0	0	0	0	0	0	0	0	0	0	44	33	20 to 30	59.1	13	29.5
26/07/2022	14:00	0	0	6	25	11	1	0	0	0	0	0	0	0	0	0	0	0	0	0	43	32.7	25 to 35	83.7	12	27.9
26/07/2022	15:00	0	4	12	30	12	1	0	0	0	0	0	0	0	0	0	0	0	0	0	59	31.7	20 to 30	71.2	13	22.0
26/07/2022	16:00	0	1	13	33	10	3	0	0	0	0	0	0	0	0	0	0	0	0	0	60	32	20 to 30	76.7	13	21.7
26/07/2022	17:00	0	1	6	27	15	4	0	0	0	0	0	0	0	0	0	0	0	0	0	53	33.7	25 to 35	79.2	19	35.8
26/07/2022	18:00	1	1	8	15	13	3	0	0	0	0	0	0	0	0	0	0	0	0	0	41	33.8	25 to 35	68.3	16	39.0
26/07/2022	19:00	1	1	3	11	6	2	0	0	0	0	0	0	0	0	0	0	0	0	0	24	33.3	25 to 35	70.8	8	33.3
26/07/2022	20:00	0	0	0	12	8	0	1	0	0	0	0	0	0	0	0	0	0	0	0	21	33.8	25 to 35	95.2	9	42.9
26/07/2022	21:00	0	0	1	8	4	2	0	0	0	0	0	0	0	0	0	0	0	0	0	15	35	25 to 35	80.0	6	40.0
26/07/2022	22:00	0	1	2	3	3	2	1	0	0	0	0	0	0	0	0	0	0	0	0	12	37.5	25 to 35	50.0	6	50.0
26/07/2022	23:00	1	0	4	3	3	2	0	0	0	0	0	0	0	0	0	0	0	0	0	13	35	20 to 30	53.8	5	38.5
24 Hr Summary		9	20	95	275	155	40	4	0	0	0	0	0	0	0	0	0	0	0	0	598	33.5	25 to 35	71.9	199	33.3

Incoming Histogram
 Outside Village Hall
 Hall Lane coming into the village from Long Stratton

from Sun-Jul-17-2022-07-00-PM to Wed-Oct-05-2022-02-59-PM

Date	Starting Hr:min	<15	15 to <20	20 to <25	25 to <30	30 to <35	35 to <40	40 to <45	45 to <50	50 to <55	55 to <60	60 to <65	65 to <70	70 to <75	75 to <80	80 to <85	85 to <90	90 to <95	95 to <100	100 to >105	Total Counts	85pct Speed	10MPH Pace	% in pace	# of Speeders	% Speeders
27/07/2022	00:00	0	0	0	3	0	0	0	0	0	0	0	0	0	0	0	0	0	0	0	3	30	20 to 30	100.0	*	*
27/07/2022	01:00	0	0	0	0	1	0	1	0	0	0	0	0	0	0	0	0	0	0	0	2	45	25 to 35	50.0	2	100.0
27/07/2022	02:00	0	0	0	0	0	0	0	0	0	0	0	0	0	0	0	0	0	0	0	0	0	*	*	*	*
27/07/2022	03:00	0	0	0	1	0	0	0	0	0	0	0	0	0	0	0	0	0	0	0	1	30	20 to 30	100.0	*	*
27/07/2022	04:00	0	1	2	1	0	0	0	0	0	0	0	0	0	0	0	0	0	0	0	4	25	15 to 25	75.0	*	*
27/07/2022	05:00	0	0	1	1	4	3	0	0	0	0	0	0	0	0	0	0	0	0	0	9	38.3	30 to 40	77.8	7	77.8
27/07/2022	06:00	0	0	0	2	2	0	2	0	0	0	0	0	0	0	0	0	0	0	0	6	42.5	25 to 35	66.7	4	66.7
27/07/2022	07:00	0	0	5	16	7	2	0	0	0	0	0	0	0	0	0	0	0	0	0	30	33.6	25 to 35	76.7	9	30.0
27/07/2022	08:00	0	1	3	9	7	1	0	0	0	0	0	0	0	0	0	0	0	0	0	21	33.6	25 to 35	76.2	8	38.1
27/07/2022	09:00	0	4	6	13	7	1	0	0	0	0	0	0	0	0	0	0	0	0	0	31	32.1	25 to 35	64.5	8	25.8
27/07/2022	10:00	3	1	10	25	10	2	0	0	0	0	0	0	0	0	0	0	0	0	0	51	32	20 to 30	68.6	12	23.5
27/07/2022	11:00	3	7	9	23	12	4	0	0	0	0	0	0	0	0	0	0	0	0	0	58	32.9	25 to 35	60.3	16	27.6
27/07/2022	12:00	6	3	11	26	13	5	0	0	0	0	0	0	0	0	0	0	0	0	0	64	33.1	25 to 35	60.9	18	28.1
27/07/2022	13:00	0	1	16	27	15	1	0	0	0	0	0	0	0	0	0	0	0	0	0	60	32.3	20 to 30	71.7	16	26.7
27/07/2022	14:00	2	2	6	26	9	4	0	0	0	0	0	0	0	0	0	0	0	0	0	49	33.3	25 to 35	71.4	13	26.5
27/07/2022	15:00	1	0	5	18	12	3	1	0	0	0	0	0	0	0	0	0	0	0	0	40	34.2	25 to 35	75.0	16	40.0
27/07/2022	16:00	0	1	5	26	18	4	0	0	0	0	0	0	0	0	0	0	0	0	0	54	33.9	25 to 35	81.5	22	40.7
27/07/2022	17:00	0	5	9	31	15	0	0	0	0	0	0	0	0	0	0	0	0	0	0	60	32	25 to 35	76.7	15	25.0
27/07/2022	18:00	0	2	9	21	17	4	1	0	0	0	0	0	0	0	0	0	0	0	0	54	34.1	25 to 35	70.4	22	40.7
27/07/2022	19:00	3	2	7	25	7	1	0	0	0	0	0	0	0	0	0	0	0	0	0	45	30.7	20 to 30	71.1	8	17.8
27/07/2022	20:00	0	0	2	11	11	2	0	0	0	0	0	0	0	0	0	0	0	0	0	26	34.1	25 to 35	84.6	13	50.0
27/07/2022	21:00	0	2	6	4	3	0	0	0	0	0	0	0	0	0	0	0	0	0	0	15	31.7	20 to 30	66.7	3	20.0
27/07/2022	22:00	0	3	3	3	3	1	0	0	0	0	0	0	0	0	0	0	0	0	0	13	33.3	15 to 25	46.2	4	30.8
27/07/2022	23:00	0	0	1	4	0	2	0	1	0	0	0	0	0	0	0	0	0	0	0	8	40	20 to 30	62.5	3	37.5
24 Hr Summary		18	35	116	316	173	40	5	1	0	0	0	0	0	0	0	0	0	0	0	704	33.3	25 to 35	69.5	219	31.1

Incoming Histogram
 Outside Village Hall
 Hall Lane coming into the village from Long Stratton
 from Sun-Jul-17-2022-07-00-PM to Wed-Oct-05-2022-02-59-PM

Date	Starting Hr:min	<15	15 to <20	20 to <25	25 to <30	30 to <35	35 to <40	40 to <45	45 to <50	50 to <55	55 to <60	60 to <65	65 to <70	70 to <75	75 to <80	80 to <85	85 to <90	90 to <95	95 to <100	100 to >105	Total Counts	85pct Speed	10MPH Pace	% in pace	# of Speeders	% Speeders
28/07/2022	00:00	0	0	1	0	0	0	0	0	0	0	0	0	0	0	0	0	0	0	0	1	25	15 to 25	100.0	*	*
28/07/2022	01:00	0	0	0	0	1	0	0	0	0	0	0	0	0	0	0	0	0	0	0	1	35	25 to 35	100.0	1	100.0
28/07/2022	02:00	0	0	0	0	0	0	0	0	0	0	0	0	0	0	0	0	0	0	0	0	0	*	*	*	*
28/07/2022	03:00	0	0	1	1	0	0	0	0	0	0	0	0	0	0	0	0	0	0	0	2	30	20 to 30	100.0	*	*
28/07/2022	04:00	0	0	0	0	0	1	0	0	0	0	0	0	0	0	0	0	0	0	0	1	40	30 to 40	100.0	1	100.0
28/07/2022	05:00	0	1	0	3	2	1	0	0	0	0	0	0	0	0	0	0	0	0	0	7	35	25 to 35	71.4	3	42.9
28/07/2022	06:00	0	0	1	3	5	1	0	0	0	0	0	0	0	0	0	0	0	0	0	10	34	25 to 35	80.0	6	60.0
28/07/2022	07:00	0	0	0	7	10	1	2	0	0	0	0	0	0	0	0	0	0	0	0	20	35	25 to 35	85.0	13	65.0
28/07/2022	08:00	0	0	6	20	6	2	0	0	0	0	0	0	0	0	0	0	0	0	0	34	32.5	20 to 30	76.5	8	23.5
28/07/2022	09:00	2	2	13	20	9	1	0	0	0	0	0	0	0	0	0	0	0	0	0	47	31.7	20 to 30	70.2	10	21.3
28/07/2022	10:00	0	1	6	17	11	1	0	0	0	0	0	0	0	0	0	0	0	0	0	36	33.2	25 to 35	77.8	12	33.3
28/07/2022	11:00	0	1	8	15	15	3	0	0	0	0	0	0	0	0	0	0	0	0	0	42	34	25 to 35	71.4	18	42.9
28/07/2022	12:00	3	5	8	15	4	2	0	0	0	0	0	0	0	0	0	0	0	0	0	37	30	20 to 30	62.2	6	16.2
28/07/2022	13:00	0	1	5	22	13	3	0	0	0	0	0	0	0	0	0	0	0	0	0	44	33.5	25 to 35	79.5	16	36.4
28/07/2022	14:00	2	2	10	27	11	1	0	0	0	0	0	0	0	0	0	0	0	0	0	53	31.8	25 to 35	71.7	12	22.6
28/07/2022	15:00	0	1	9	23	14	2	1	0	0	0	0	0	0	0	0	0	0	0	0	50	33.2	25 to 35	74.0	17	34.0
28/07/2022	16:00	1	2	12	38	18	1	0	0	0	0	0	0	0	0	0	0	0	0	0	72	32.2	25 to 35	77.8	19	26.4
28/07/2022	17:00	0	4	13	26	9	1	0	0	0	0	0	0	0	0	0	0	0	0	0	53	31.1	20 to 30	73.6	10	18.9
28/07/2022	18:00	0	0	9	38	16	4	0	0	0	0	0	0	0	0	0	0	0	0	0	67	33.1	25 to 35	80.6	20	29.9
28/07/2022	19:00	2	2	1	15	13	3	1	0	0	0	0	0	0	0	0	0	0	0	0	37	34.2	25 to 35	75.7	17	45.9
28/07/2022	20:00	0	0	2	9	7	1	0	0	0	0	0	0	0	0	0	0	0	0	0	19	33.6	25 to 35	84.2	8	42.1
28/07/2022	21:00	0	0	3	12	10	1	0	0	0	0	0	0	0	0	0	0	0	0	0	26	33.5	25 to 35	84.6	11	42.3
28/07/2022	22:00	0	0	2	3	6	0	1	0	0	0	0	0	0	0	0	0	0	0	0	12	34.2	25 to 35	75.0	7	58.3
28/07/2022	23:00	0	0	0	0	1	1	0	0	0	0	0	0	0	0	0	0	0	0	0	2	40	30 to 40	100.0	2	100.0
24 Hr Summary		10	22	110	314	181	31	5	0	0	0	0	0	0	0	0	0	0	0	0	673	33.2	25 to 35	73.6	217	32.2

Incoming Histogram
 Outside Village Hall
 Hall Lane coming into the village from Long Stratton
 from Sun-Jul-17-2022-07-00-PM to Wed-Oct-05-2022-02-59-PM

Date	Starting Hr:min	<15	15 to <20	20 to <25	25 to <30	30 to <35	35 to <40	40 to <45	45 to <50	50 to <55	55 to <60	60 to <65	65 to <70	70 to <75	75 to <80	80 to <85	85 to <90	90 to <95	95 to <100	100 to >105	Total Counts	85pct Speed	10MPH Pace	% in pace	# of Speeders	% Speeders	
29/07/2022	00:00	0	0	0	0	1	0	0	0	0	0	0	0	0	0	0	0	0	0	0	0	1	35	25 to 35	100.0	1	100.0
29/07/2022	01:00	0	0	0	0	1	0	0	0	0	0	0	0	0	0	0	0	0	0	0	0	1	35	25 to 35	100.0	1	100.0
29/07/2022	02:00	0	0	0	0	0	0	0	0	0	0	0	0	0	0	0	0	0	0	0	0	0	0	*	*	*	*
29/07/2022	03:00	0	0	1	1	0	0	0	0	0	0	0	0	0	0	0	0	0	0	0	0	2	30	20 to 30	100.0	*	*
29/07/2022	04:00	0	0	0	0	0	1	1	0	0	0	0	0	0	0	0	0	0	0	0	0	2	45	35 to 45	100.0	2	100.0
29/07/2022	05:00	0	0	0	2	3	1	0	0	0	0	0	0	0	0	0	0	0	0	0	0	6	35	25 to 35	83.3	4	66.7
29/07/2022	06:00	0	0	0	1	5	2	2	1	0	0	0	0	0	0	0	0	0	0	0	0	11	42.5	30 to 40	63.6	10	90.9
29/07/2022	07:00	1	1	1	11	10	2	0	0	0	0	0	0	0	0	0	0	0	0	0	0	26	34	25 to 35	80.8	12	46.2
29/07/2022	08:00	1	2	7	17	8	1	0	0	0	0	0	0	0	0	0	0	0	0	0	0	36	32.5	25 to 35	69.4	9	25.0
29/07/2022	09:00	1	4	7	12	6	0	0	0	0	0	0	0	0	0	0	0	0	0	0	0	30	31.7	20 to 30	63.3	6	20.0
29/07/2022	10:00	0	1	4	22	14	1	0	0	0	0	0	0	0	0	0	0	0	0	0	0	42	33.2	25 to 35	85.7	15	35.7
29/07/2022	11:00	1	0	9	27	8	4	0	0	0	0	0	0	0	0	0	0	0	0	0	0	49	33.1	20 to 30	73.5	12	24.5
29/07/2022	12:00	1	3	6	25	17	2	0	0	0	0	0	0	0	0	0	0	0	0	0	0	54	33.2	25 to 35	77.8	19	35.2
29/07/2022	13:00	1	2	9	21	9	1	0	0	0	0	0	0	0	0	0	0	0	0	0	0	43	32.2	20 to 30	69.8	10	23.3
29/07/2022	14:00	0	3	5	27	9	2	0	0	0	0	0	0	0	0	0	0	0	0	0	0	46	32.2	25 to 35	78.3	11	23.9
29/07/2022	15:00	1	1	0	28	18	3	0	0	0	0	0	0	0	0	0	0	0	0	0	0	51	33.6	25 to 35	90.2	21	41.2
29/07/2022	16:00	0	2	12	30	25	0	0	0	0	0	0	0	0	0	0	0	0	0	0	0	69	33	25 to 35	79.7	25	36.2
29/07/2022	17:00	0	1	9	34	21	6	0	0	0	0	0	0	0	0	0	0	0	0	0	0	71	33.8	25 to 35	77.5	27	38.0
29/07/2022	18:00	2	1	8	24	11	1	3	0	0	0	0	0	0	0	0	0	0	0	0	0	50	33.2	25 to 35	70.0	15	30.0
29/07/2022	19:00	0	4	3	18	7	1	1	0	0	0	0	0	0	0	0	0	0	0	0	0	34	32.9	25 to 35	73.5	9	26.5
29/07/2022	20:00	1	1	2	10	3	2	0	0	0	0	0	0	0	0	0	0	0	0	0	0	19	33.3	25 to 35	68.4	5	26.3
29/07/2022	21:00	0	1	1	8	0	0	0	0	0	0	0	0	0	0	0	0	0	0	0	0	10	28.8	20 to 30	90.0	*	*
29/07/2022	22:00	1	3	7	5	1	0	0	0	0	0	0	0	0	0	0	0	0	0	0	0	17	28	20 to 30	70.6	1	5.9
29/07/2022	23:00	1	2	6	2	1	0	0	0	0	0	0	0	0	0	0	0	0	0	0	0	12	27.5	15 to 25	66.7	1	8.3
24 Hr Summary		12	32	97	325	178	30	7	1	0	0	0	0	0	0	0	0	0	0	0	682	33.2	25 to 35	73.8	216	31.7	

Incoming Histogram
 Outside Village Hall
 Hall Lane coming into the village from Long Stratton

from Sun-Jul-17-2022-07-00-PM to Wed-Oct-05-2022-02-59-PM

Date	Starting Hr:min	<15	15 to <20	20 to <25	25 to <30	30 to <35	35 to <40	40 to <45	45 to <50	50 to <55	55 to <60	60 to <65	65 to <70	70 to <75	75 to <80	80 to <85	85 to <90	90 to <95	95 to <100	100 to >105	Total Counts	85pct Speed	10MPH Pace	% in pace	# of Speeders	% Speeders	
30/07/2022	00:00	0	2	0	3	1	0	0	0	0	0	0	0	0	0	0	0	0	0	0	6	30	25 to 35	66.7	1	16.7	
30/07/2022	01:00	0	0	0	1	1	1	1	0	0	0	0	0	0	0	0	0	0	0	0	4	40	25 to 35	50.0	3	75.0	
30/07/2022	02:00	0	0	0	3	0	0	0	0	0	0	0	0	0	0	0	0	0	0	0	3	30	20 to 30	100.0	*	*	
30/07/2022	03:00	0	0	0	0	0	0	0	0	0	0	0	0	0	0	0	0	0	0	0	0	0	0	*	*	*	*
30/07/2022	04:00	0	0	0	0	2	0	0	0	0	0	0	0	0	0	0	0	0	0	0	2	35	25 to 35	100.0	2	100.0	
30/07/2022	05:00	0	0	0	1	1	0	0	0	0	0	0	0	0	0	0	0	0	0	0	2	35	25 to 35	100.0	1	50.0	
30/07/2022	06:00	0	0	1	2	4	1	0	0	0	0	0	0	0	0	0	0	0	0	0	8	35	25 to 35	75.0	5	62.5	
30/07/2022	07:00	0	0	3	3	2	3	0	0	0	0	0	0	0	0	0	0	0	0	0	11	36.7	20 to 30	54.5	5	45.5	
30/07/2022	08:00	1	3	3	15	6	2	0	0	0	0	0	0	0	0	0	0	0	0	0	30	33.3	25 to 35	70.0	8	26.7	
30/07/2022	09:00	0	3	6	14	9	1	0	0	0	0	0	0	0	0	0	0	0	0	0	33	32.8	25 to 35	69.7	10	30.3	
30/07/2022	10:00	0	0	10	22	17	1	1	0	0	0	0	0	0	0	0	0	0	0	0	51	33.2	25 to 35	76.5	19	37.3	
30/07/2022	11:00	0	3	7	25	23	2	1	0	0	0	0	0	0	0	0	0	0	0	0	61	33.7	25 to 35	78.7	26	42.6	
30/07/2022	12:00	1	1	10	18	17	4	0	0	0	0	0	0	0	0	0	0	0	0	0	51	33.8	25 to 35	68.6	21	41.2	
30/07/2022	13:00	1	0	10	17	6	1	0	0	0	0	0	0	0	0	0	0	0	0	0	35	31.7	20 to 30	77.1	7	20.0	
30/07/2022	14:00	0	1	7	13	12	2	0	0	0	0	0	0	0	0	0	0	0	0	0	35	33.8	25 to 35	71.4	14	40.0	
30/07/2022	15:00	1	0	8	24	12	2	0	0	0	0	0	0	0	0	0	0	0	0	0	47	32.9	25 to 35	76.6	14	29.8	
30/07/2022	16:00	1	1	18	38	15	2	0	0	0	0	0	0	0	0	0	0	0	0	0	75	32	20 to 30	74.7	17	22.7	
30/07/2022	17:00	0	2	5	26	6	0	0	0	0	0	0	0	0	0	0	0	0	0	0	39	30	25 to 35	82.1	6	15.4	
30/07/2022	18:00	1	0	4	19	10	1	0	1	0	0	0	0	0	0	0	0	0	0	0	36	33.5	25 to 35	80.6	12	33.3	
30/07/2022	19:00	0	0	15	12	10	1	0	0	0	0	0	0	0	0	0	0	0	0	0	38	32.5	20 to 30	71.1	11	28.9	
30/07/2022	20:00	0	0	4	9	7	1	2	1	0	0	0	0	0	0	0	0	0	0	0	24	35	25 to 35	66.7	11	45.8	
30/07/2022	21:00	0	0	0	5	3	2	0	0	0	0	0	0	0	0	0	0	0	0	0	10	35	25 to 35	80.0	5	50.0	
30/07/2022	22:00	0	1	4	7	6	0	0	0	0	0	0	0	0	0	0	0	0	0	0	18	32.5	25 to 35	72.2	6	33.3	
30/07/2022	23:00	0	1	2	7	0	0	0	0	0	0	0	0	0	0	0	0	0	0	0	10	28.6	20 to 30	90.0	*	*	
24 Hr Summary		6	18	117	284	170	27	5	2	0	0	0	0	0	0	0	0	0	0	0	629	33.2	25 to 35	72.2	204	32.4	

Incoming Histogram
 Outside Village Hall
 Hall Lane coming into the village from Long Stratton

from Sun-Jul-17-2022-07-00-PM to Wed-Oct-05-2022-02-59-PM

Date	Starting Hr:min	<15	15 to <20	20 to <25	25 to <30	30 to <35	35 to <40	40 to <45	45 to <50	50 to <55	55 to <60	60 to <65	65 to <70	70 to <75	75 to <80	80 to <85	85 to <90	90 to <95	95 to <100	100 to >105	Total Counts	85pct Speed	10MPH Pace	% in pace	# of Speeders	% Speeders	
31/07/2022	00:00	0	1	3	4	1	0	0	1	0	0	0	0	0	0	0	0	0	0	0	10	30	20 to 30	70.0	2	20.0	
31/07/2022	01:00	0	0	0	3	0	0	0	0	0	0	0	0	0	0	0	0	0	0	0	3	30	20 to 30	100.0	*	*	
31/07/2022	02:00	0	0	0	0	1	0	0	0	0	0	0	0	0	0	0	0	0	0	0	1	35	25 to 35	100.0	1	100.0	
31/07/2022	03:00	0	0	0	0	0	0	0	0	0	0	0	0	0	0	0	0	0	0	0	0	0	0	*	*	*	*
31/07/2022	04:00	0	0	0	0	0	0	0	0	0	0	0	0	0	0	0	0	0	0	0	0	0	0	*	*	*	*
31/07/2022	05:00	0	0	0	1	3	0	0	0	0	0	0	0	0	0	0	0	0	0	0	4	33.3	25 to 35	100.0	3	75.0	
31/07/2022	06:00	1	0	0	1	1	0	0	0	0	0	0	0	0	0	0	0	0	0	0	3	35	25 to 35	66.7	1	33.3	
31/07/2022	07:00	0	1	1	0	0	0	0	0	0	0	0	0	0	0	0	0	0	0	0	2	25	15 to 25	100.0	*	*	
31/07/2022	08:00	0	0	3	11	4	2	0	0	0	0	0	0	0	0	0	0	0	0	0	20	33.8	25 to 35	75.0	6	30.0	
31/07/2022	09:00	1	1	8	17	2	1	0	0	0	0	0	0	0	0	0	0	0	0	0	30	29.7	20 to 30	83.3	3	10.0	
31/07/2022	10:00	0	3	8	14	12	1	0	0	0	0	0	0	0	0	0	0	0	0	0	38	32.9	25 to 35	68.4	13	34.2	
31/07/2022	11:00	0	1	4	20	8	2	0	0	0	0	0	0	0	0	0	0	0	0	0	35	33.1	25 to 35	80.0	10	28.6	
31/07/2022	12:00	0	1	10	22	6	1	0	0	0	0	0	0	0	0	0	0	0	0	0	40	30.8	20 to 30	80.0	7	17.5	
31/07/2022	13:00	0	8	13	16	10	0	0	0	0	0	0	0	0	0	0	0	0	0	0	47	31.5	20 to 30	61.7	10	21.3	
31/07/2022	14:00	2	3	9	20	2	0	0	0	0	0	0	0	0	0	0	0	0	0	0	36	29.2	20 to 30	80.6	2	5.6	
31/07/2022	15:00	3	15	12	2	0	0	0	0	0	0	0	0	0	0	0	0	0	0	0	32	23.8	15 to 25	84.4	*	*	
31/07/2022	16:00	1	12	14	0	0	0	0	0	0	0	0	0	0	0	0	0	0	0	0	27	23.6	15 to 25	96.3	*	*	
31/07/2022	17:00	6	10	10	0	0	0	0	0	0	0	0	0	0	0	0	0	0	0	0	26	23	15 to 25	76.9	*	*	
31/07/2022	18:00	4	6	12	7	0	0	0	0	0	0	0	0	0	0	0	0	0	0	0	29	27.1	20 to 30	65.5	*	*	
31/07/2022	19:00	0	0	6	3	10	1	1	0	0	0	0	0	0	0	0	0	0	0	0	21	34.5	25 to 35	61.9	12	57.1	
31/07/2022	20:00	0	0	1	7	2	1	1	0	0	0	0	0	0	0	0	0	0	0	0	12	35	25 to 35	75.0	4	33.3	
31/07/2022	21:00	0	0	0	5	2	1	0	1	0	0	0	0	0	0	0	0	0	0	0	9	40	25 to 35	77.8	4	44.4	
31/07/2022	22:00	0	0	0	7	4	1	0	0	0	0	0	0	0	0	0	0	0	0	0	12	33.8	25 to 35	91.7	5	41.7	
31/07/2022	23:00	0	0	0	0	2	0	0	0	0	0	0	0	0	0	0	0	0	0	0	2	35	25 to 35	100.0	2	100.0	
24 Hr Summary		18	62	114	160	70	11	2	2	0	0	0	0	0	0	0	0	0	0	0	439	31.4	20 to 30	62.4	85	19.4	

Incoming Histogram
 Outside Village Hall
 Hall Lane coming into the village from Long Stratton

from Sun-Jul-17-2022-07-00-PM to Wed-Oct-05-2022-02-59-PM

Date	Starting Hr:min	<15	15 to <20	20 to <25	25 to <30	30 to <35	35 to <40	40 to <45	45 to <50	50 to <55	55 to <60	60 to <65	65 to <70	70 to <75	75 to <80	80 to <85	85 to <90	90 to <95	95 to <100	100 to >105	Total Counts	85pct Speed	10MPH Pace	% in pace	# of Speeders	% Speeders
01/08/2022	00:00	0	1	1	1	0	0	0	0	0	0	0	0	0	0	0	0	0	0	0	3	30	15 to 25	66.7	*	*
01/08/2022	01:00	0	1	0	0	0	0	0	0	0	0	0	0	0	0	0	0	0	0	0	1	20	10 to 20	100.0	*	*
01/08/2022	02:00	0	0	0	0	0	0	0	0	0	0	0	0	0	0	0	0	0	0	0	0	0	*	*	*	*
01/08/2022	03:00	0	0	0	0	0	0	0	0	0	0	0	0	0	0	0	0	0	0	0	0	0	*	*	*	*
01/08/2022	04:00	0	0	0	0	0	1	0	0	0	0	0	0	0	0	0	0	0	0	0	1	40	30 to 40	100.0	1	100.0
01/08/2022	05:00	0	0	2	4	1	2	0	0	0	0	0	0	0	0	0	0	0	0	0	9	37.5	20 to 30	66.7	3	33.3
01/08/2022	06:00	0	2	0	8	3	2	1	0	0	0	0	0	0	0	0	0	0	0	0	16	37.5	25 to 35	68.8	6	37.5
01/08/2022	07:00	0	1	5	17	8	0	1	0	0	0	0	0	0	0	0	0	0	0	0	32	32.5	25 to 35	78.1	9	28.1
01/08/2022	08:00	2	0	4	17	9	1	0	0	0	0	0	0	0	0	0	0	0	0	0	33	32.8	25 to 35	78.8	10	30.3
01/08/2022	09:00	1	0	8	18	8	0	0	0	0	0	0	0	0	0	0	0	0	0	0	35	31.9	20 to 30	74.3	8	22.9
01/08/2022	10:00	0	4	11	14	8	2	0	0	0	0	0	0	0	0	0	0	0	0	0	39	32.5	20 to 30	64.1	10	25.6
01/08/2022	11:00	1	1	8	28	8	0	0	0	0	0	0	0	0	0	0	0	0	0	0	46	30.6	20 to 30	78.3	8	17.4
01/08/2022	12:00	1	2	12	26	5	0	0	0	0	0	0	0	0	0	0	0	0	0	0	46	29.6	20 to 30	82.6	5	10.9
01/08/2022	13:00	0	1	10	22	8	1	0	0	0	0	0	0	0	0	0	0	0	0	0	42	31.9	20 to 30	76.2	9	21.4
01/08/2022	14:00	0	1	9	19	9	1	0	0	0	0	0	0	0	0	0	0	0	0	0	39	32.2	20 to 30	71.8	10	25.6
01/08/2022	15:00	0	2	11	23	11	0	0	0	0	0	0	0	0	0	0	0	0	0	0	47	31.8	20 to 30	72.3	11	23.4
01/08/2022	16:00	1	4	5	31	23	4	0	0	0	0	0	0	0	0	0	0	0	0	0	68	33.7	25 to 35	79.4	27	39.7
01/08/2022	17:00	2	2	9	33	15	1	0	0	0	0	0	0	0	0	0	0	0	0	0	62	32.3	25 to 35	77.4	16	25.8
01/08/2022	18:00	0	1	4	23	11	1	0	0	0	0	0	0	0	0	0	0	0	0	0	40	32.7	25 to 35	85.0	12	30.0
01/08/2022	19:00	0	0	1	9	9	0	0	0	0	0	0	0	0	0	0	0	0	0	0	19	33.3	25 to 35	94.7	9	47.4
01/08/2022	20:00	0	1	0	10	6	1	1	0	0	0	0	0	0	0	0	0	0	0	0	19	34.2	25 to 35	84.2	8	42.1
01/08/2022	21:00	0	0	2	6	4	2	0	1	0	0	0	0	0	0	0	0	0	0	0	15	37.5	25 to 35	66.7	7	46.7
01/08/2022	22:00	0	0	1	2	5	0	0	0	0	0	0	0	0	0	0	0	0	0	0	8	34	25 to 35	87.5	5	62.5
01/08/2022	23:00	0	0	0	1	1	0	1	0	0	0	0	0	0	0	0	0	0	0	0	3	45	25 to 35	66.7	2	66.7
24 Hr Summary		8	24	103	312	152	19	4	1	0	0	0	0	0	0	0	0	0	0	0	623	32.7	25 to 35	74.5	176	28.3

Incoming Histogram
 Outside Village Hall
 Hall Lane coming into the village from Long Stratton

from Sun-Jul-17-2022-07-00-PM to Wed-Oct-05-2022-02-59-PM

Date	Starting Hr:min	<15	15 to <20	20 to <25	25 to <30	30 to <35	35 to <40	40 to <45	45 to <50	50 to <55	55 to <60	60 to <65	65 to <70	70 to <75	75 to <80	80 to <85	85 to <90	90 to <95	95 to <100	100 to >105	Total Counts	85pct Speed	10MPH Pace	% in pace	# of Speeders	% Speeders	
02/08/2022	00:00	0	0	0	0	1	0	0	0	0	0	0	0	0	0	0	0	0	0	0	1	35	25 to 35	100.0	1	100.0	
02/08/2022	01:00	0	0	0	0	0	0	0	0	0	0	0	0	0	0	0	0	0	0	0	0	0	0	*	*	*	*
02/08/2022	02:00	0	0	0	0	0	0	0	0	0	0	0	0	0	0	0	0	0	0	0	0	0	0	*	*	*	*
02/08/2022	03:00	0	0	0	0	1	0	0	0	0	0	0	0	0	0	0	0	0	0	0	1	35	25 to 35	100.0	1	100.0	
02/08/2022	04:00	0	0	0	0	0	1	0	0	0	0	0	0	0	0	0	0	0	0	0	1	40	30 to 40	100.0	1	100.0	
02/08/2022	05:00	0	0	2	4	3	0	0	0	0	0	0	0	0	0	0	0	0	0	0	9	33.3	25 to 35	77.8	3	33.3	
02/08/2022	06:00	0	0	1	1	4	2	0	0	0	0	0	0	0	0	0	0	0	0	0	8	37.5	30 to 40	75.0	6	75.0	
02/08/2022	07:00	0	0	1	11	6	1	0	0	0	0	0	0	0	0	0	0	0	0	0	19	33.3	25 to 35	89.5	7	36.8	
02/08/2022	08:00	1	1	3	17	5	1	0	0	0	0	0	0	0	0	0	0	0	0	0	28	32	25 to 35	78.6	6	21.4	
02/08/2022	09:00	0	0	7	13	6	0	0	0	0	0	0	0	0	0	0	0	0	0	0	26	31.7	20 to 30	76.9	6	23.1	
02/08/2022	10:00	1	1	6	16	10	0	0	0	0	0	0	0	0	0	0	0	0	0	0	34	32.5	25 to 35	76.5	10	29.4	
02/08/2022	11:00	0	1	11	20	7	2	0	0	0	0	0	0	0	0	0	0	0	0	0	41	32.1	20 to 30	75.6	9	22.0	
02/08/2022	12:00	2	0	16	22	9	1	0	0	0	0	0	0	0	0	0	0	0	0	0	50	31.1	20 to 30	76.0	10	20.0	
02/08/2022	13:00	1	2	13	30	10	3	0	0	0	0	0	0	0	0	0	0	0	0	0	59	32	20 to 30	72.9	13	22.0	
02/08/2022	14:00	0	1	6	17	9	2	0	0	0	0	0	0	0	0	0	0	0	0	0	35	33.3	25 to 35	74.3	11	31.4	
02/08/2022	15:00	0	2	8	22	13	2	1	0	0	0	0	0	0	0	0	0	0	0	0	48	33.5	25 to 35	72.9	16	33.3	
02/08/2022	16:00	0	1	3	32	21	3	0	0	0	0	0	0	0	0	0	0	0	0	0	60	33.6	25 to 35	88.3	24	40.0	
02/08/2022	17:00	0	1	7	38	22	1	0	0	0	0	0	0	0	0	0	0	0	0	0	69	33	25 to 35	87.0	23	33.3	
02/08/2022	18:00	0	1	12	25	15	1	0	0	0	0	0	0	0	0	0	0	0	0	0	54	32.7	25 to 35	74.1	16	29.6	
02/08/2022	19:00	0	0	3	10	9	3	1	0	0	0	0	0	0	0	0	0	0	0	0	26	35	25 to 35	73.1	13	50.0	
02/08/2022	20:00	1	1	8	5	6	1	0	0	0	0	0	0	0	0	0	0	0	0	0	22	33.3	20 to 30	59.1	7	31.8	
02/08/2022	21:00	0	0	3	7	3	1	0	0	0	0	0	0	0	0	0	0	0	0	0	14	33.3	20 to 30	71.4	4	28.6	
02/08/2022	22:00	0	0	0	5	1	0	0	0	0	0	0	0	0	0	0	0	0	0	0	6	30	25 to 35	100.0	1	16.7	
02/08/2022	23:00	0	0	0	1	3	0	1	0	0	0	0	0	0	0	0	0	0	0	0	5	35	25 to 35	80.0	4	80.0	
24 Hr Summary		6	12	110	296	164	25	3	0	0	0	0	0	0	0	0	0	0	0	0	616	33	25 to 35	74.7	192	31.2	

Incoming Histogram
 Outside Village Hall
 Hall Lane coming into the village from Long Stratton
 from Sun-Jul-17-2022-07-00-PM to Wed-Oct-05-2022-02-59-PM

Date	Starting Hr:min	<15	15 to <20	20 to <25	25 to <30	30 to <35	35 to <40	40 to <45	45 to <50	50 to <55	55 to <60	60 to <65	65 to <70	70 to <75	75 to <80	80 to <85	85 to <90	90 to <95	95 to <100	100 to >105	Total Counts	85pct Speed	10MPH Pace	% in pace	# of Speeders	% Speeders
03/08/2022	00:00	0	0	0	1	0	1	0	0	0	0	0	0	0	0	0	0	0	0	0	2	40	20 to 30	50.0	1	50.0
03/08/2022	01:00	0	0	0	0	0	0	0	0	0	0	0	0	0	0	0	0	0	0	0	0	0	*	*	*	*
03/08/2022	02:00	0	0	0	0	0	0	0	0	0	0	0	0	0	0	0	0	0	0	0	0	0	*	*	*	*
03/08/2022	03:00	0	0	0	0	0	0	0	0	0	0	0	0	0	0	0	0	0	0	0	0	0	*	*	*	*
03/08/2022	04:00	0	0	0	1	1	0	0	0	0	0	0	0	0	0	0	0	0	0	0	2	35	25 to 35	100.0	1	50.0
03/08/2022	05:00	0	0	0	3	2	0	0	0	0	0	0	0	0	0	0	0	0	0	0	5	32.5	25 to 35	100.0	2	40.0
03/08/2022	06:00	0	1	1	6	5	0	0	0	0	0	0	0	0	0	0	0	0	0	0	13	33	25 to 35	84.6	5	38.5
03/08/2022	07:00	0	1	1	11	12	0	1	0	0	0	0	0	0	0	0	0	0	0	0	26	33.8	25 to 35	88.5	13	50.0
03/08/2022	08:00	1	0	10	15	8	1	0	0	0	0	0	0	0	0	0	0	0	0	0	35	32.5	20 to 30	71.4	9	25.7
03/08/2022	09:00	1	0	6	19	8	0	1	0	0	0	0	0	0	0	0	0	0	0	0	35	32.5	25 to 35	77.1	9	25.7
03/08/2022	10:00	0	9	10	18	2	0	0	0	0	0	0	0	0	0	0	0	0	0	0	39	28.9	20 to 30	71.8	2	5.1
03/08/2022	11:00	4	5	10	24	5	0	0	0	0	0	0	0	0	0	0	0	0	0	0	48	29.6	20 to 30	70.8	5	10.4
03/08/2022	12:00	1	1	3	19	10	1	0	0	0	0	0	0	0	0	0	0	0	0	0	35	33	25 to 35	82.9	11	31.4
03/08/2022	13:00	2	1	12	25	16	0	0	0	0	0	0	0	0	0	0	0	0	0	0	56	32.5	25 to 35	73.2	16	28.6
03/08/2022	14:00	1	2	5	18	11	3	2	0	0	0	0	0	0	0	0	0	0	0	0	42	34.5	25 to 35	69.0	16	38.1
03/08/2022	15:00	0	3	7	28	13	2	0	0	0	0	0	0	0	0	0	0	0	0	0	53	32.7	25 to 35	77.4	15	28.3
03/08/2022	16:00	0	2	11	31	11	2	0	0	0	0	0	0	0	0	0	0	0	0	0	57	31.8	20 to 30	73.7	13	22.8
03/08/2022	17:00	3	1	8	34	19	3	0	0	0	0	0	0	0	0	0	0	0	0	0	68	33.2	25 to 35	77.9	22	32.4
03/08/2022	18:00	0	2	7	26	11	3	0	0	0	0	0	0	0	0	0	0	0	0	0	49	33.2	25 to 35	75.5	14	28.6
03/08/2022	19:00	0	0	2	14	10	5	1	1	0	0	0	0	0	0	0	0	0	0	0	33	37	25 to 35	72.7	17	51.5
03/08/2022	20:00	0	1	6	12	3	0	0	0	0	0	0	0	0	0	0	0	0	0	0	22	30	20 to 30	81.8	3	13.6
03/08/2022	21:00	0	0	4	7	2	0	1	0	0	0	0	0	0	0	0	0	0	0	0	14	32.5	20 to 30	78.6	3	21.4
03/08/2022	22:00	0	0	2	6	3	0	0	0	0	0	0	0	0	0	0	0	0	0	0	11	31.7	25 to 35	81.8	3	27.3
03/08/2022	23:00	0	0	0	4	2	4	1	0	0	0	0	0	0	0	0	0	0	0	0	11	38.8	25 to 35	54.5	7	63.6
24 Hr Summary		13	29	105	322	154	25	7	1	0	0	0	0	0	0	0	0	0	0	0	656	32.9	25 to 35	72.6	187	28.5

Incoming Histogram
 Outside Village Hall
 Hall Lane coming into the village from Long Stratton

from Sun-Jul-17-2022-07-00-PM to Wed-Oct-05-2022-02-59-PM

Date	Starting Hr:min	<15	15 to <20	20 to <25	25 to <30	30 to <35	35 to <40	40 to <45	45 to <50	50 to <55	55 to <60	60 to <65	65 to <70	70 to <75	75 to <80	80 to <85	85 to <90	90 to <95	95 to <100	100 to >105	Total Counts	85pct Speed	10MPH Pace	% in pace	# of Speeders	% Speeders
04/08/2022	00:00	0	0	0	0	0	0	0	0	0	0	0	0	0	0	0	0	0	0	0	0	0	*	*	*	*
04/08/2022	01:00	0	0	0	0	0	1	0	0	0	0	0	0	0	0	0	0	0	0	0	1	40	30 to 40	100.0	1	100.0
04/08/2022	02:00	0	0	0	0	0	0	0	0	0	0	0	0	0	0	0	0	0	0	0	0	0	*	*	*	*
04/08/2022	03:00	0	0	0	0	0	0	0	0	0	0	0	0	0	0	0	0	0	0	0	0	0	*	*	*	*
04/08/2022	04:00	0	0	0	0	0	2	0	0	0	0	0	0	0	0	0	0	0	0	0	2	40	30 to 40	100.0	2	100.0
04/08/2022	05:00	0	0	0	0	4	2	0	1	0	0	0	0	0	0	0	0	0	0	0	7	40	30 to 40	85.7	7	100.0
04/08/2022	06:00	0	0	0	4	1	1	0	0	0	0	0	0	0	0	0	0	0	0	0	6	35	25 to 35	83.3	2	33.3
04/08/2022	07:00	2	0	1	10	12	4	1	0	0	0	0	0	0	0	0	0	0	0	0	30	36.2	25 to 35	73.3	17	56.7
04/08/2022	08:00	0	1	6	17	8	1	0	0	0	0	0	0	0	0	0	0	0	0	0	33	32.5	25 to 35	75.8	9	27.3
04/08/2022	09:00	1	0	4	13	4	0	0	0	0	0	0	0	0	0	0	0	0	0	0	22	31.2	20 to 30	77.3	4	18.2
04/08/2022	10:00	2	3	16	7	1	0	0	0	0	0	0	0	0	0	0	0	0	0	0	29	27.9	20 to 30	79.3	1	3.4
04/08/2022	11:00	2	5	20	17	0	0	0	0	0	0	0	0	0	0	0	0	0	0	0	44	27.9	20 to 30	84.1	*	*
04/08/2022	12:00	2	2	7	22	9	2	0	0	0	0	0	0	0	0	0	0	0	0	0	44	32.2	25 to 35	70.5	11	25.0
04/08/2022	13:00	0	2	16	26	10	1	0	0	0	0	0	0	0	0	0	0	0	0	0	55	31.5	20 to 30	76.4	11	20.0
04/08/2022	14:00	0	1	9	19	9	1	0	0	0	0	0	0	0	0	0	0	0	0	0	39	32.2	20 to 30	71.8	10	25.6
04/08/2022	15:00	0	3	19	26	9	1	0	0	0	0	0	0	0	0	0	0	0	0	0	58	30.6	20 to 30	77.6	10	17.2
04/08/2022	16:00	0	0	9	35	18	3	1	0	0	0	0	0	0	0	0	0	0	0	0	66	33.3	25 to 35	80.3	22	33.3
04/08/2022	17:00	0	0	14	28	16	3	1	0	0	0	0	0	0	0	0	0	0	0	0	62	33.4	25 to 35	71.0	20	32.3
04/08/2022	18:00	0	3	13	23	8	2	0	0	0	0	0	0	0	0	0	0	0	0	0	49	31.9	20 to 30	73.5	10	20.4
04/08/2022	19:00	0	1	5	17	8	0	0	0	0	0	0	0	0	0	0	0	0	0	0	31	31.9	25 to 35	80.6	8	25.8
04/08/2022	20:00	0	0	5	22	6	1	1	1	0	0	0	0	0	0	0	0	0	0	0	36	33.3	25 to 35	77.8	9	25.0
04/08/2022	21:00	0	2	7	11	3	3	1	0	0	0	0	0	0	0	0	0	0	0	0	27	35	20 to 30	66.7	7	25.9
04/08/2022	22:00	0	0	3	7	3	4	2	0	0	0	0	0	0	0	0	0	0	0	0	19	38.8	20 to 30	52.6	9	47.4
04/08/2022	23:00	0	0	0	3	3	1	0	0	1	0	0	0	0	0	0	0	0	0	0	8	40	25 to 35	75.0	5	62.5
24 Hr Summary		9	23	154	307	132	33	7	2	1	0	0	0	0	0	0	0	0	0	0	668	32.8	20 to 30	69.0	175	26.2

Incoming Histogram
 Outside Village Hall
 Hall Lane coming into the village from Long Stratton

from Sun-Jul-17-2022-07-00-PM to Wed-Oct-05-2022-02-59-PM

Date	Starting Hr:min	<15	15 to <20	20 to <25	25 to <30	30 to <35	35 to <40	40 to <45	45 to <50	50 to <55	55 to <60	60 to <65	65 to <70	70 to <75	75 to <80	80 to <85	85 to <90	90 to <95	95 to <100	100 to >105	Total Counts	85pct Speed	10MPH Pace	% in pace	# of Speeders	% Speeders	
05/08/2022	00:00	0	0	0	1	1	0	0	0	0	0	0	0	0	0	0	0	0	0	0	2	35	25 to 35	100.0	1	50.0	
05/08/2022	01:00	0	0	0	0	0	1	0	0	0	0	0	0	0	0	0	0	0	0	0	1	40	30 to 40	100.0	1	100.0	
05/08/2022	02:00	1	0	0	0	1	0	0	0	0	0	0	0	0	0	0	0	0	0	0	2	35	0 to 10	50.0	1	50.0	
05/08/2022	03:00	0	0	0	0	0	0	0	0	0	0	0	0	0	0	0	0	0	0	0	0	0	0	*	*	*	*
05/08/2022	04:00	0	0	0	0	0	0	0	0	0	0	0	0	0	0	0	0	0	0	0	0	0	0	*	*	*	*
05/08/2022	05:00	0	0	0	2	4	0	1	0	0	0	0	0	0	0	0	0	0	0	0	7	35	25 to 35	85.7	5	71.4	
05/08/2022	06:00	0	0	1	1	2	3	2	0	0	0	0	0	0	0	0	0	0	0	0	9	42.5	30 to 40	55.6	7	77.8	
05/08/2022	07:00	0	1	2	11	5	3	1	0	0	0	0	0	0	0	0	0	0	0	0	23	36.7	25 to 35	69.6	9	39.1	
05/08/2022	08:00	1	3	8	13	8	0	0	0	0	0	0	0	0	0	0	0	0	0	0	33	31.9	20 to 30	63.6	8	24.2	
05/08/2022	09:00	0	1	3	19	7	3	0	0	0	0	0	0	0	0	0	0	0	0	0	33	33.6	25 to 35	78.8	10	30.3	
05/08/2022	10:00	2	3	10	18	5	1	0	0	0	0	0	0	0	0	0	0	0	0	0	39	30	20 to 30	71.8	6	15.4	
05/08/2022	11:00	0	1	4	14	6	1	0	0	0	0	0	0	0	0	0	0	0	0	0	26	32.5	25 to 35	76.9	7	26.9	
05/08/2022	12:00	1	3	14	24	9	2	0	0	0	0	0	0	0	0	0	0	0	0	0	53	31.7	20 to 30	71.7	11	20.8	
05/08/2022	13:00	0	3	6	20	10	4	0	0	0	0	0	0	0	0	0	0	0	0	0	43	34	25 to 35	69.8	14	32.6	
05/08/2022	14:00	1	2	7	21	10	2	0	0	0	0	0	0	0	0	0	0	0	0	0	43	33	25 to 35	72.1	12	27.9	
05/08/2022	15:00	2	2	13	20	9	2	1	0	0	0	0	0	0	0	0	0	0	0	0	49	32.8	20 to 30	67.3	12	24.5	
05/08/2022	16:00	0	1	6	25	14	1	0	0	0	0	0	0	0	0	0	0	0	0	0	47	32.9	25 to 35	83.0	15	31.9	
05/08/2022	17:00	3	3	22	31	9	0	0	0	0	0	0	0	0	0	0	0	0	0	0	68	29.8	20 to 30	77.9	9	13.2	
05/08/2022	18:00	1	4	3	25	9	3	0	0	0	0	0	0	0	0	0	0	0	0	0	45	32.8	25 to 35	75.6	12	26.7	
05/08/2022	19:00	0	3	5	17	12	0	1	0	0	0	0	0	0	0	0	0	0	0	0	38	32.9	25 to 35	76.3	13	34.2	
05/08/2022	20:00	0	0	4	8	4	1	1	0	0	0	0	0	0	0	0	0	0	0	0	18	33.8	20 to 30	66.7	6	33.3	
05/08/2022	21:00	0	1	2	9	0	2	1	0	0	0	0	0	0	0	0	0	0	0	0	15	37.5	20 to 30	73.3	3	20.0	
05/08/2022	22:00	0	0	1	6	7	1	0	1	0	0	0	0	0	0	0	0	0	0	0	16	35	25 to 35	81.3	9	56.3	
05/08/2022	23:00	0	0	1	1	0	0	0	0	0	0	0	0	0	0	0	0	0	0	0	2	30	20 to 30	100.0	*	*	
24 Hr Summary		12	31	112	286	132	30	8	1	0	0	0	0	0	0	0	0	0	0	0	612	33	25 to 35	68.3	171	27.9	

Incoming Histogram
 Outside Village Hall
 Hall Lane coming into the village from Long Stratton

from Sun-Jul-17-2022-07-00-PM to Wed-Oct-05-2022-02-59-PM

Date	Starting Hr:min	<15	15 to <20	20 to <25	25 to <30	30 to <35	35 to <40	40 to <45	45 to <50	50 to <55	55 to <60	60 to <65	65 to <70	70 to <75	75 to <80	80 to <85	85 to <90	90 to <95	95 to <100	100 to >105	Total Counts	85pct Speed	10MPH Pace	% in pace	# of Speeders	% Speeders
06/08/2022	00:00	0	0	1	2	2	0	0	0	0	0	0	0	0	0	0	0	0	0	0	5	32.5	25 to 35	80.0	2	40.0
06/08/2022	01:00	0	0	1	0	0	0	0	0	0	0	0	0	0	0	0	0	0	0	0	1	25	15 to 25	100.0	*	*
06/08/2022	02:00	0	0	0	0	0	0	0	0	0	0	0	0	0	0	0	0	0	0	0	0	0	*	*	*	*
06/08/2022	03:00	0	0	0	0	0	0	0	0	0	0	0	0	0	0	0	0	0	0	0	0	0	*	*	*	*
06/08/2022	04:00	0	0	0	1	0	0	0	0	0	0	0	0	0	0	0	0	0	0	0	1	30	20 to 30	100.0	*	*
06/08/2022	05:00	0	0	0	1	1	2	0	0	0	0	0	0	0	0	0	0	0	0	0	4	37.5	30 to 40	75.0	3	75.0
06/08/2022	06:00	0	1	0	2	3	1	1	2	0	0	0	0	0	0	0	0	0	0	0	10	45	25 to 35	50.0	7	70.0
06/08/2022	07:00	0	1	3	7	2	0	0	0	0	0	0	0	0	0	0	0	0	0	0	13	30	20 to 30	76.9	2	15.4
06/08/2022	08:00	0	1	6	7	3	3	0	0	0	0	0	0	0	0	0	0	0	0	0	20	35	20 to 30	65.0	6	30.0
06/08/2022	09:00	2	4	6	10	6	1	0	0	0	0	0	0	0	0	0	0	0	0	0	29	32.5	20 to 30	55.2	7	24.1
06/08/2022	10:00	0	1	10	21	7	2	1	0	0	0	0	0	0	0	0	0	0	0	0	42	32.9	20 to 30	73.8	10	23.8
06/08/2022	11:00	0	2	10	24	17	1	0	0	0	0	0	0	0	0	0	0	0	0	0	54	32.9	25 to 35	75.9	18	33.3
06/08/2022	12:00	6	9	11	18	3	1	0	0	0	0	0	0	0	0	0	0	0	0	0	48	29.2	20 to 30	60.4	4	8.3
06/08/2022	13:00	3	4	10	17	12	3	0	0	0	0	0	0	0	0	0	0	0	0	0	49	33.3	25 to 35	59.2	15	30.6
06/08/2022	14:00	0	3	10	21	8	2	0	0	0	0	0	0	0	0	0	0	0	0	0	44	31.9	20 to 30	70.5	10	22.7
06/08/2022	15:00	0	1	5	22	12	2	0	0	0	0	0	0	0	0	0	0	0	0	0	42	33.3	25 to 35	81.0	14	33.3
06/08/2022	16:00	2	2	14	32	15	1	0	0	0	0	0	0	0	0	0	0	0	0	0	66	32	25 to 35	71.2	16	24.2
06/08/2022	17:00	0	0	4	33	18	4	0	0	0	0	0	0	0	0	0	0	0	0	0	59	33.6	25 to 35	86.4	22	37.3
06/08/2022	18:00	0	0	4	18	9	1	0	0	0	0	0	0	0	0	0	0	0	0	0	32	32.8	25 to 35	84.4	10	31.3
06/08/2022	19:00	0	4	5	20	9	3	0	0	0	0	0	0	0	0	0	0	0	0	0	41	33.3	25 to 35	70.7	12	29.3
06/08/2022	20:00	0	1	3	8	11	0	0	0	0	0	0	0	0	0	0	0	0	0	0	23	33.6	25 to 35	82.6	11	47.8
06/08/2022	21:00	1	0	1	8	6	2	1	0	0	0	0	0	0	0	0	0	0	0	0	19	35	25 to 35	73.7	9	47.4
06/08/2022	22:00	0	2	0	4	2	1	0	0	0	0	0	0	0	0	0	0	0	0	0	9	35	25 to 35	66.7	3	33.3
06/08/2022	23:00	0	1	0	1	4	1	0	0	0	0	0	0	0	0	0	0	0	0	0	7	35	25 to 35	71.4	5	71.4
24 Hr Summary		14	37	104	277	150	31	3	2	0	0	0	0	0	0	0	0	0	0	0	618	33.1	25 to 35	69.1	186	30.1

Incoming Histogram
 Outside Village Hall
 Hall Lane coming into the village from Long Stratton
 from Sun-Jul-17-2022-07-00-PM to Wed-Oct-05-2022-02-59-PM

Date	Starting Hr:min	<15	15 to <20	20 to <25	25 to <30	30 to <35	35 to <40	40 to <45	45 to <50	50 to <55	55 to <60	60 to <65	65 to <70	70 to <75	75 to <80	80 to <85	85 to <90	90 to <95	95 to <100	100 to >105	Total Counts	85pct Speed	10MPH Pace	% in pace	# of Speeders	% Speeders
07/08/2022	00:00	0	0	1	2	0	0	2	0	0	0	0	0	0	0	0	0	0	0	0	5	42.5	20 to 30	60.0	2	40.0
07/08/2022	01:00	0	0	0	3	1	1	0	0	0	0	0	0	0	0	0	0	0	0	0	5	35	25 to 35	80.0	2	40.0
07/08/2022	02:00	0	0	0	0	0	1	0	0	0	0	0	0	0	0	0	0	0	0	0	1	40	30 to 40	100.0	1	100.0
07/08/2022	03:00	0	0	0	0	0	0	0	0	0	0	0	0	0	0	0	0	0	0	0	0	0	*	*	*	*
07/08/2022	04:00	0	0	0	0	1	0	1	0	0	0	0	0	0	0	0	0	0	0	0	2	45	25 to 35	50.0	2	100.0
07/08/2022	05:00	0	0	0	1	0	1	0	0	0	0	0	0	0	0	0	0	0	0	0	2	40	20 to 30	50.0	1	50.0
07/08/2022	06:00	0	0	1	0	0	0	0	0	0	0	0	0	0	0	0	0	0	0	0	1	25	15 to 25	100.0	*	*
07/08/2022	07:00	0	1	0	1	6	0	0	0	0	0	0	0	0	0	0	0	0	0	0	8	34.2	25 to 35	87.5	6	75.0
07/08/2022	08:00	0	0	1	12	4	1	0	0	0	0	0	0	0	0	0	0	0	0	0	18	32.5	25 to 35	88.9	5	27.8
07/08/2022	09:00	1	1	2	16	12	3	0	0	0	0	0	0	0	0	0	0	0	0	0	35	34.2	25 to 35	80.0	15	42.9
07/08/2022	10:00	2	2	9	8	9	2	0	0	0	0	0	0	0	0	0	0	0	0	0	32	33.3	20 to 30	53.1	11	34.4
07/08/2022	11:00	0	2	8	14	7	1	0	0	0	0	0	0	0	0	0	0	0	0	0	32	32.1	20 to 30	68.8	8	25.0
07/08/2022	12:00	0	1	7	24	5	2	0	0	0	0	0	0	0	0	0	0	0	0	0	39	31	20 to 30	79.5	7	17.9
07/08/2022	13:00	1	0	8	22	13	4	0	0	0	0	0	0	0	0	0	0	0	0	0	48	33.8	25 to 35	72.9	17	35.4
07/08/2022	14:00	3	0	4	15	10	1	0	0	0	0	0	0	0	0	0	0	0	0	0	33	33	25 to 35	75.8	11	33.3
07/08/2022	15:00	1	2	3	16	8	2	0	0	0	0	0	0	0	0	0	0	0	0	0	32	33.1	25 to 35	75.0	10	31.3
07/08/2022	16:00	0	3	8	20	10	1	0	0	0	0	0	0	0	0	0	0	0	0	0	42	32.5	25 to 35	71.4	11	26.2
07/08/2022	17:00	2	3	6	10	7	0	0	0	0	0	0	0	0	0	0	0	0	0	0	28	32.1	25 to 35	60.7	7	25.0
07/08/2022	18:00	1	1	7	14	9	1	0	0	0	0	0	0	0	0	0	0	0	0	0	33	32.8	25 to 35	69.7	10	30.3
07/08/2022	19:00	0	1	6	10	3	1	0	0	0	0	0	0	0	0	0	0	0	0	0	21	31.7	20 to 30	76.2	4	19.0
07/08/2022	20:00	0	3	4	6	3	3	0	0	0	0	0	0	0	0	0	0	0	0	0	19	35	20 to 30	52.6	6	31.6
07/08/2022	21:00	0	0	2	5	3	2	1	0	0	0	0	0	0	0	0	0	0	0	0	13	37.5	25 to 35	61.5	6	46.2
07/08/2022	22:00	0	0	1	4	3	2	0	0	0	0	0	0	0	0	0	0	0	0	0	10	35	25 to 35	70.0	5	50.0
07/08/2022	23:00	0	0	0	0	1	1	2	0	0	0	0	0	0	0	0	0	0	0	0	4	42.5	35 to 45	75.0	4	100.0
24 Hr Summary		11	20	78	203	115	30	6	0	0	0	0	0	0	0	0	0	0	0	0	463	33.6	25 to 35	68.7	151	32.6

Incoming Histogram
 Outside Village Hall
 Hall Lane coming into the village from Long Stratton
 from Sun-Jul-17-2022-07-00-PM to Wed-Oct-05-2022-02-59-PM

Date	Starting Hr:min	<15	15 to <20	20 to <25	25 to <30	30 to <35	35 to <40	40 to <45	45 to <50	50 to <55	55 to <60	60 to <65	65 to <70	70 to <75	75 to <80	80 to <85	85 to <90	90 to <95	95 to <100	100 to >105	Total Counts	85pct Speed	10MPH Pace	% in pace	# of Speeders	% Speeders	
08/08/2022	00:00	0	0	0	3	0	0	0	0	0	0	0	0	0	0	0	0	0	0	0	0	3	30	20 to 30	100.0	*	*
08/08/2022	01:00	0	0	0	1	1	0	0	0	0	0	0	0	0	0	0	0	0	0	0	0	2	35	25 to 35	100.0	1	50.0
08/08/2022	02:00	0	0	0	0	0	0	0	0	0	0	0	0	0	0	0	0	0	0	0	0	0	0	*	*	*	*
08/08/2022	03:00	0	0	0	0	0	0	0	0	0	0	0	0	0	0	0	0	0	0	0	0	0	0	*	*	*	*
08/08/2022	04:00	0	0	0	0	1	0	0	1	0	0	0	0	0	0	0	0	0	0	0	0	2	50	25 to 35	50.0	2	100.0
08/08/2022	05:00	0	1	0	1	5	1	2	0	0	0	0	0	0	0	0	0	0	0	0	0	10	40	25 to 35	60.0	8	80.0
08/08/2022	06:00	0	0	3	3	7	1	0	0	0	0	0	0	0	0	0	0	0	0	0	0	14	34.3	25 to 35	71.4	8	57.1
08/08/2022	07:00	0	0	2	14	9	1	1	0	0	0	0	0	0	0	0	0	0	0	0	0	27	33.9	25 to 35	85.2	11	40.7
08/08/2022	08:00	1	1	0	13	10	2	0	0	0	0	0	0	0	0	0	0	0	0	0	0	27	34	25 to 35	85.2	12	44.4
08/08/2022	09:00	1	1	6	19	12	3	0	0	0	0	0	0	0	0	0	0	0	0	0	0	42	33.8	25 to 35	73.8	15	35.7
08/08/2022	10:00	1	1	4	21	4	2	0	0	0	0	0	0	0	0	0	0	0	0	0	0	33	31.2	20 to 30	75.8	6	18.2
08/08/2022	11:00	2	1	10	26	6	1	0	0	0	0	0	0	0	0	0	0	0	0	0	0	46	30	20 to 30	78.3	7	15.2
08/08/2022	12:00	1	0	8	23	12	1	0	0	0	0	0	0	0	0	0	0	0	0	0	0	45	32.5	25 to 35	77.8	13	28.9
08/08/2022	13:00	1	1	9	18	11	2	1	0	0	0	0	0	0	0	0	0	0	0	0	0	43	33.6	25 to 35	67.4	14	32.6
08/08/2022	14:00	1	1	8	22	12	1	0	0	0	0	0	0	0	0	0	0	0	0	0	0	45	32.5	25 to 35	75.6	13	28.9
08/08/2022	15:00	0	0	9	26	11	2	0	0	0	0	0	0	0	0	0	0	0	0	0	0	48	32.7	25 to 35	77.1	13	27.1
08/08/2022	16:00	1	2	9	25	10	4	0	0	0	0	0	0	0	0	0	0	0	0	0	0	51	33	25 to 35	68.6	14	27.5
08/08/2022	17:00	0	1	4	24	23	4	0	0	0	0	0	0	0	0	0	0	0	0	0	0	56	34.1	25 to 35	83.9	27	48.2
08/08/2022	18:00	1	3	5	20	18	6	0	0	0	0	0	0	0	0	0	0	0	0	0	0	53	34.4	25 to 35	71.7	24	45.3
08/08/2022	19:00	1	1	5	13	9	0	0	0	0	0	0	0	0	0	0	0	0	0	0	0	29	32.8	25 to 35	75.9	9	31.0
08/08/2022	20:00	0	1	6	8	7	1	0	0	0	0	0	0	0	0	0	0	0	0	0	0	23	33.6	25 to 35	65.2	8	34.8
08/08/2022	21:00	0	0	2	9	4	1	0	0	1	0	0	0	0	0	0	0	0	0	0	0	17	33.8	25 to 35	76.5	6	35.3
08/08/2022	22:00	0	0	0	1	2	2	0	0	1	0	0	0	0	0	0	0	0	0	0	0	6	40	30 to 40	66.7	5	83.3
08/08/2022	23:00	0	0	1	3	2	0	0	0	0	0	0	0	0	0	0	0	0	0	0	0	6	32.5	25 to 35	83.3	2	33.3
24 Hr Summary		11	15	91	293	176	35	4	1	2	0	0	0	0	0	0	0	0	0	0	628	33.5	25 to 35	74.7	218	34.7	

Incoming Histogram
 Outside Village Hall
 Hall Lane coming into the village from Long Stratton

from Sun-Jul-17-2022-07-00-PM to Wed-Oct-05-2022-02-59-PM

Date	Starting Hr:min	<15	15 to <20	20 to <25	25 to <30	30 to <35	35 to <40	40 to <45	45 to <50	50 to <55	55 to <60	60 to <65	65 to <70	70 to <75	75 to <80	80 to <85	85 to <90	90 to <95	95 to <100	100 to >105	Total Counts	85pct Speed	10MPH Pace	% in pace	# of Speeders	% Speeders
09/08/2022	00:00	0	0	0	0	2	1	0	0	0	0	0	0	0	0	0	0	0	0	0	3	40	30 to 40	100.0	3	100.0
09/08/2022	01:00	0	0	0	0	1	0	0	0	0	0	0	0	0	0	0	0	0	0	0	1	35	25 to 35	100.0	1	100.0
09/08/2022	02:00	0	0	0	0	0	0	0	0	0	0	0	0	0	0	0	0	0	0	0	0	0	*	*	*	*
09/08/2022	03:00	0	0	0	1	0	0	0	0	0	0	0	0	0	0	0	0	0	0	0	1	30	20 to 30	100.0	*	*
09/08/2022	04:00	0	0	0	0	0	1	0	0	0	0	0	0	0	0	0	0	0	0	0	1	40	30 to 40	100.0	1	100.0
09/08/2022	05:00	0	0	1	1	3	0	1	0	0	0	0	0	0	0	0	0	0	0	0	6	35	25 to 35	66.7	4	66.7
09/08/2022	06:00	2	0	1	3	7	1	1	0	0	0	0	0	0	0	0	0	0	0	0	15	35	25 to 35	66.7	9	60.0
09/08/2022	07:00	2	0	1	11	11	1	0	0	0	0	0	0	0	0	0	0	0	0	0	26	33.6	25 to 35	84.6	12	46.2
09/08/2022	08:00	1	1	5	17	6	2	0	0	0	0	0	0	0	0	0	0	0	0	0	32	32.5	25 to 35	71.9	8	25.0
09/08/2022	09:00	1	4	10	13	2	0	0	0	0	0	0	0	0	0	0	0	0	0	0	30	29.2	20 to 30	76.7	2	6.7
09/08/2022	10:00	2	2	11	13	4	1	0	0	0	0	0	0	0	0	0	0	0	0	0	33	30	20 to 30	72.7	5	15.2
09/08/2022	11:00	2	1	22	26	6	2	0	0	0	0	0	0	0	0	0	0	0	0	0	59	29.8	20 to 30	81.4	8	13.6
09/08/2022	12:00	1	7	7	22	7	1	0	0	0	0	0	0	0	0	0	0	0	0	0	45	30.7	20 to 30	64.4	8	17.8
09/08/2022	13:00	0	6	12	15	5	2	0	0	0	0	0	0	0	0	0	0	0	0	0	40	31	20 to 30	67.5	7	17.5
09/08/2022	14:00	0	2	18	22	8	3	0	0	0	0	0	0	0	0	0	0	0	0	0	53	31.9	20 to 30	75.5	11	20.8
09/08/2022	15:00	0	5	6	19	13	3	0	1	0	0	0	0	0	0	0	0	0	0	0	47	33.8	25 to 35	68.1	17	36.2
09/08/2022	16:00	2	3	13	20	12	2	0	0	0	0	0	0	0	0	0	0	0	0	0	52	32.5	20 to 30	63.5	14	26.9
09/08/2022	17:00	0	1	7	25	22	3	0	0	0	0	0	0	0	0	0	0	0	0	0	58	33.6	25 to 35	81.0	25	43.1
09/08/2022	18:00	0	0	6	20	26	3	0	0	0	0	0	0	0	0	0	0	0	0	0	55	34	25 to 35	83.6	29	52.7
09/08/2022	19:00	1	1	4	15	4	2	0	0	0	0	0	0	0	0	0	0	0	0	0	27	32.5	20 to 30	70.4	6	22.2
09/08/2022	20:00	0	1	6	10	3	2	0	0	0	0	0	0	0	0	0	0	0	0	0	22	33.3	20 to 30	72.7	5	22.7
09/08/2022	21:00	0	0	4	5	2	2	0	0	0	0	0	0	0	0	0	0	0	0	0	13	35	20 to 30	69.2	4	30.8
09/08/2022	22:00	0	0	2	8	7	2	2	0	0	0	0	0	0	0	0	0	0	0	0	21	37.5	25 to 35	71.4	11	52.4
09/08/2022	23:00	1	0	0	3	1	0	0	1	0	0	0	0	0	0	0	0	0	0	0	6	35	25 to 35	66.7	2	33.3
24 Hr Summary		15	34	136	269	152	34	4	2	0	0	0	0	0	0	0	0	0	0	0	646	33.1	25 to 35	65.2	192	29.7

Incoming Histogram

Outside Village Hall

from Sun-Jul-17-2022-07-00-PM to Wed-Oct-05-2022-02-59-PM

Hall Lane coming into the village from Long Stratton

Date	Starting Hr:min	<15	15 to <20	20 to <25	25 to <30	30 to <35	35 to <40	40 to <45	45 to <50	50 to <55	55 to <60	60 to <65	65 to <70	70 to <75	75 to <80	80 to <85	85 to <90	90 to <95	95 to <100	100 to >105	Total Counts	85pct Speed	10MPH Pace	% in pace	# of Speeders	% Speeders
10/08/2022	00:00	0	0	0	0	0	0	0	0	0	0	0	0	0	0	0	0	0	0	0	0	0	*	*	*	*
10/08/2022	01:00	0	1	0	0	1	0	0	0	0	0	0	0	0	0	0	0	0	0	0	2	35	10 to 20	50.0	1	50.0
10/08/2022	02:00	0	0	0	0	0	0	0	0	0	0	0	0	0	0	0	0	0	0	0	0	0	*	*	*	*
10/08/2022	03:00	0	0	0	1	0	0	0	0	0	0	0	0	0	0	0	0	0	0	0	1	30	20 to 30	100.0	*	*
10/08/2022	04:00	0	0	0	0	0	0	1	0	1	0	0	0	0	0	0	0	0	0	0	2	55	35 to 45	50.0	2	100.0
10/08/2022	05:00	0	0	2	1	3	2	0	0	0	0	0	0	0	0	0	0	0	0	0	8	37.5	30 to 40	62.5	5	62.5
10/08/2022	06:00	1	1	2	5	4	1	2	0	0	0	0	0	0	0	0	0	0	0	0	16	40	25 to 35	56.3	7	43.8
10/08/2022	07:00	1	0	4	11	6	5	0	0	0	0	0	0	0	0	0	0	0	0	0	27	36	25 to 35	63.0	11	40.7
10/08/2022	08:00	4	2	3	17	9	4	0	0	0	0	0	0	0	0	0	0	0	0	0	39	33.9	25 to 35	66.7	13	33.3
10/08/2022	09:00	0	1	6	16	8	0	0	1	0	0	0	0	0	0	0	0	0	0	0	32	32.5	25 to 35	75.0	9	28.1
10/08/2022	10:00	1	3	6	20	6	1	0	0	0	0	0	0	0	0	0	0	0	0	0	37	30.8	20 to 30	70.3	7	18.9
10/08/2022	11:00	3	1	10	18	11	0	1	0	0	0	0	0	0	0	0	0	0	0	0	44	32.3	25 to 35	65.9	12	27.3
10/08/2022	12:00	1	1	4	26	11	3	0	0	0	0	0	0	0	0	0	0	0	0	0	46	33.2	25 to 35	80.4	14	30.4
10/08/2022	13:00	0	0	5	22	7	2	0	0	0	0	0	0	0	0	0	0	0	0	0	36	32.9	25 to 35	80.6	9	25.0
10/08/2022	14:00	1	1	6	17	5	1	0	0	0	0	0	0	0	0	0	0	0	0	0	31	31	20 to 30	74.2	6	19.4
10/08/2022	15:00	2	0	6	40	14	2	0	0	0	0	0	0	0	0	0	0	0	0	0	64	32.1	25 to 35	84.4	16	25.0
10/08/2022	16:00	0	0	6	26	18	2	0	0	0	0	0	0	0	0	0	0	0	0	0	52	33.3	25 to 35	84.6	20	38.5
10/08/2022	17:00	1	1	9	35	21	4	0	0	0	0	0	0	0	0	0	0	0	0	0	71	33.3	25 to 35	78.9	25	35.2
10/08/2022	18:00	1	3	8	27	17	4	0	0	0	0	0	0	0	0	0	0	0	0	0	60	33.5	25 to 35	73.3	21	35.0
10/08/2022	19:00	1	0	8	17	10	1	0	0	0	0	0	0	0	0	0	0	0	0	0	37	32.5	25 to 35	73.0	11	29.7
10/08/2022	20:00	0	0	5	12	6	1	0	0	0	0	0	0	0	0	0	0	0	0	0	24	32.5	25 to 35	75.0	7	29.2
10/08/2022	21:00	3	4	3	4	4	2	0	1	0	0	0	0	0	0	0	0	0	0	0	21	35	25 to 35	38.1	7	33.3
10/08/2022	22:00	0	0	0	4	4	2	0	0	0	0	0	0	0	0	0	0	0	0	0	10	35	25 to 35	80.0	6	60.0
10/08/2022	23:00	0	0	1	1	2	1	0	0	0	1	0	0	0	0	0	0	0	0	0	6	40	25 to 35	50.0	4	66.7
24 Hr Summary		20	19	94	320	167	38	4	2	1	1	0	0	0	0	0	0	0	0	0	666	33.4	25 to 35	73.1	213	32.0

Incoming Histogram
 Outside Village Hall
 Hall Lane coming into the village from Long Stratton

from Sun-Jul-17-2022-07-00-PM to Wed-Oct-05-2022-02-59-PM

Date	Starting Hr:min	<15	15 to <20	20 to <25	25 to <30	30 to <35	35 to <40	40 to <45	45 to <50	50 to <55	55 to <60	60 to <65	65 to <70	70 to <75	75 to <80	80 to <85	85 to <90	90 to <95	95 to <100	100 to >105	Total Counts	85pct Speed	10MPH Pace	% in pace	# of Speeders	% Speeders
11/08/2022	00:00	0	0	0	1	0	0	0	0	0	0	0	0	0	0	0	0	0	0	0	1	30	20 to 30	100.0	*	*
11/08/2022	01:00	0	0	0	0	1	0	0	0	0	0	0	0	0	0	0	0	0	0	0	1	35	25 to 35	100.0	1	100.0
11/08/2022	02:00	0	0	0	0	0	0	0	0	0	0	0	0	0	0	0	0	0	0	0	0	0	*	*	*	*
11/08/2022	03:00	1	0	0	0	0	0	0	0	0	0	0	0	0	0	0	0	0	0	0	1	10	0 to 10	100.0	*	*
11/08/2022	04:00	0	0	0	1	0	1	0	0	0	0	0	0	0	0	0	0	0	0	0	2	40	20 to 30	50.0	1	50.0
11/08/2022	05:00	0	0	0	0	7	2	1	0	0	0	0	0	0	0	0	0	0	0	0	10	37.5	30 to 40	90.0	10	100.0
11/08/2022	06:00	1	1	1	3	7	4	0	0	0	0	0	0	0	0	0	0	0	0	0	17	36.2	30 to 40	64.7	11	64.7
11/08/2022	07:00	1	0	1	5	8	1	0	0	0	0	0	0	0	0	0	0	0	0	0	16	34.4	25 to 35	81.3	9	56.3
11/08/2022	08:00	0	0	7	22	13	3	0	0	0	0	0	0	0	0	0	0	0	0	0	45	33.5	25 to 35	77.8	16	35.6
11/08/2022	09:00	2	2	4	23	5	2	1	0	0	0	0	0	0	0	0	0	0	0	0	39	32	25 to 35	71.8	8	20.5
11/08/2022	10:00	4	2	8	22	5	1	0	0	0	0	0	0	0	0	0	0	0	0	0	42	30	20 to 30	71.4	6	14.3
11/08/2022	11:00	1	3	9	19	10	2	0	0	0	0	0	0	0	0	0	0	0	0	0	44	32.5	25 to 35	65.9	12	27.3
11/08/2022	12:00	1	3	9	31	10	2	0	0	0	0	0	0	0	0	0	0	0	0	0	56	32	25 to 35	73.2	12	21.4
11/08/2022	13:00	5	0	2	15	13	1	0	0	0	0	0	0	0	0	0	0	0	0	0	36	33.5	25 to 35	77.8	14	38.9
11/08/2022	14:00	0	2	6	20	14	0	0	0	0	0	0	0	0	0	0	0	0	0	0	42	32.9	25 to 35	81.0	14	33.3
11/08/2022	15:00	2	1	3	29	5	1	0	0	0	0	0	0	0	0	0	0	0	0	0	41	30	25 to 35	82.9	6	14.6
11/08/2022	16:00	1	1	5	28	13	5	0	0	0	0	0	0	0	0	0	0	0	0	0	53	33.8	25 to 35	77.4	18	34.0
11/08/2022	17:00	0	1	10	36	25	5	0	0	0	0	0	0	0	0	0	0	0	0	0	77	33.6	25 to 35	79.2	30	39.0
11/08/2022	18:00	0	3	10	33	16	3	0	0	0	0	0	0	0	0	0	0	0	0	0	65	32.8	25 to 35	75.4	19	29.2
11/08/2022	19:00	1	0	4	21	10	1	0	0	0	0	0	0	0	0	0	0	0	0	0	37	32.5	25 to 35	83.8	11	29.7
11/08/2022	20:00	0	0	6	15	7	2	1	0	0	0	0	0	0	0	0	0	0	0	0	31	33.6	25 to 35	71.0	10	32.3
11/08/2022	21:00	0	0	2	6	6	2	0	0	0	0	0	0	0	0	0	0	0	0	0	16	35	25 to 35	75.0	8	50.0
11/08/2022	22:00	0	0	0	8	7	1	1	0	0	0	0	0	0	0	0	0	0	0	0	17	34.3	25 to 35	88.2	9	52.9
11/08/2022	23:00	0	0	2	3	0	1	0	0	0	0	0	0	0	0	0	0	0	0	0	6	30	20 to 30	83.3	1	16.7
24 Hr Summary		20	19	89	341	182	40	4	0	0	0	0	0	0	0	0	0	0	0	0	695	33.4	25 to 35	75.3	226	32.5

Incoming Histogram
 Outside Village Hall
 Hall Lane coming into the village from Long Stratton

from Sun-Jul-17-2022-07-00-PM to Wed-Oct-05-2022-02-59-PM

Date	Starting Hr:min	<15	15 to <20	20 to <25	25 to <30	30 to <35	35 to <40	40 to <45	45 to <50	50 to <55	55 to <60	60 to <65	65 to <70	70 to <75	75 to <80	80 to <85	85 to <90	90 to <95	95 to <100	100 to >105	Total Counts	85pct Speed	10MPH Pace	% in pace	# of Speeders	% Speeders
12/08/2022	00:00	0	0	0	2	1	0	0	0	0	0	0	0	0	0	0	0	0	0	0	3	35	25 to 35	100.0	1	33.3
12/08/2022	01:00	0	0	0	2	2	0	0	0	0	0	0	0	0	0	0	0	0	0	0	4	32.5	25 to 35	100.0	2	50.0
12/08/2022	02:00	0	0	0	0	0	0	0	0	0	0	0	0	0	0	0	0	0	0	0	0	0	*	*	*	*
12/08/2022	03:00	0	0	0	2	0	0	0	0	0	0	0	0	0	0	0	0	0	0	0	2	30	20 to 30	100.0	*	*
12/08/2022	04:00	0	0	0	0	0	1	0	1	0	0	0	0	0	0	0	0	0	0	0	2	50	30 to 40	50.0	2	100.0
12/08/2022	05:00	0	1	1	1	6	0	0	0	0	0	0	0	0	0	0	0	0	0	0	9	34.2	25 to 35	77.8	6	66.7
12/08/2022	06:00	0	0	0	4	7	1	2	0	0	0	0	0	0	0	0	0	0	0	0	14	40	25 to 35	78.6	10	71.4
12/08/2022	07:00	0	0	2	8	4	1	0	0	0	0	0	0	0	0	0	0	0	0	0	15	33.8	25 to 35	80.0	5	33.3
12/08/2022	08:00	0	1	6	23	12	1	0	0	0	0	0	0	0	0	0	0	0	0	0	43	32.9	25 to 35	81.4	13	30.2
12/08/2022	09:00	0	0	8	15	10	1	0	0	0	0	0	0	0	0	0	0	0	0	0	34	33	25 to 35	73.5	11	32.4
12/08/2022	10:00	2	3	10	16	11	0	0	0	0	0	0	0	0	0	0	0	0	0	0	42	32.3	25 to 35	64.3	11	26.2
12/08/2022	11:00	0	2	6	30	6	4	0	0	0	0	0	0	0	0	0	0	0	0	0	48	32.5	20 to 30	75.0	10	20.8
12/08/2022	12:00	0	1	6	30	9	2	0	0	0	0	0	0	0	0	0	0	0	0	0	48	32.2	25 to 35	81.3	11	22.9
12/08/2022	13:00	0	2	10	29	12	1	0	0	0	0	0	0	0	0	0	0	0	0	0	54	32.1	25 to 35	75.9	13	24.1
12/08/2022	14:00	0	0	3	25	10	2	1	0	0	0	0	0	0	0	0	0	0	0	0	41	33.5	25 to 35	85.4	13	31.7
12/08/2022	15:00	0	2	7	37	18	5	0	0	0	0	0	0	0	0	0	0	0	0	0	69	33.6	25 to 35	79.7	23	33.3
12/08/2022	16:00	2	1	8	29	19	3	0	0	0	0	0	0	0	0	0	0	0	0	0	62	33.4	25 to 35	77.4	22	35.5
12/08/2022	17:00	1	0	8	39	24	2	1	0	0	0	0	0	0	0	0	0	0	0	0	75	33.3	25 to 35	84.0	27	36.0
12/08/2022	18:00	0	1	5	16	20	7	0	0	0	0	0	0	0	0	0	0	0	0	0	49	35	25 to 35	73.5	27	55.1
12/08/2022	19:00	0	2	6	24	18	1	0	0	0	0	0	0	0	0	0	0	0	0	0	51	33.1	25 to 35	82.4	19	37.3
12/08/2022	20:00	0	1	4	13	4	4	1	0	0	0	0	0	0	0	0	0	0	0	0	27	36.2	20 to 30	63.0	9	33.3
12/08/2022	21:00	0	0	6	10	3	0	0	0	0	0	0	0	0	0	0	0	0	0	0	19	30	20 to 30	84.2	3	15.8
12/08/2022	22:00	0	1	3	5	4	2	0	0	0	0	0	0	0	0	0	0	0	0	0	15	35	25 to 35	60.0	6	40.0
12/08/2022	23:00	1	0	0	5	4	1	0	0	0	0	0	0	0	0	0	0	0	0	0	11	33.8	25 to 35	81.8	5	45.5
24 Hr Summary		6	18	99	365	204	39	5	1	0	0	0	0	0	0	0	0	0	0	0	737	33.4	25 to 35	77.2	249	33.8

Incoming Histogram
 Outside Village Hall
 Hall Lane coming into the village from Long Stratton

from Sun-Jul-17-2022-07-00-PM to Wed-Oct-05-2022-02-59-PM

Date	Starting Hr:min	<15	15 to <20	20 to <25	25 to <30	30 to <35	35 to <40	40 to <45	45 to <50	50 to <55	55 to <60	60 to <65	65 to <70	70 to <75	75 to <80	80 to <85	85 to <90	90 to <95	95 to <100	100 to >105	Total Counts	85pct Speed	10MPH Pace	% in pace	# of Speeders	% Speeders	
13/08/2022	00:00	0	0	0	1	2	0	0	0	0	0	0	0	0	0	0	0	0	0	0	3	35	25 to 35	100.0	2	66.7	
13/08/2022	01:00	0	0	0	1	2	1	0	0	0	0	0	0	0	0	0	0	0	0	0	4	35	25 to 35	75.0	3	75.0	
13/08/2022	02:00	0	0	1	0	0	0	0	0	0	0	0	0	0	0	0	0	0	0	0	1	25	15 to 25	100.0	*	*	
13/08/2022	03:00	0	0	0	0	0	0	0	0	0	0	0	0	0	0	0	0	0	0	0	0	0	0	*	*	*	*
13/08/2022	04:00	0	0	0	0	1	0	0	0	0	0	0	0	0	0	0	0	0	0	0	1	35	25 to 35	100.0	1	100.0	
13/08/2022	05:00	0	0	2	2	1	0	0	0	0	0	0	0	0	0	0	0	0	0	0	5	30	20 to 30	80.0	1	20.0	
13/08/2022	06:00	0	0	0	2	2	1	0	0	0	0	0	0	0	0	0	0	0	0	0	5	35	25 to 35	80.0	3	60.0	
13/08/2022	07:00	1	0	3	8	2	0	1	0	0	0	0	0	0	0	0	0	0	0	0	15	32.5	20 to 30	73.3	3	20.0	
13/08/2022	08:00	0	1	7	16	3	0	0	0	0	0	0	0	0	0	0	0	0	0	0	27	29.7	20 to 30	85.2	3	11.1	
13/08/2022	09:00	0	1	7	15	10	1	0	0	0	0	0	0	0	0	0	0	0	0	0	34	33	25 to 35	73.5	11	32.4	
13/08/2022	10:00	3	1	6	22	18	0	0	0	0	0	0	0	0	0	0	0	0	0	0	50	32.8	25 to 35	80.0	18	36.0	
13/08/2022	11:00	0	2	7	27	14	2	0	0	0	0	0	0	0	0	0	0	0	0	0	52	32.9	25 to 35	78.8	16	30.8	
13/08/2022	12:00	3	3	11	20	7	4	0	0	0	0	0	0	0	0	0	0	0	0	0	48	32.9	20 to 30	64.6	11	22.9	
13/08/2022	13:00	0	1	6	23	12	1	0	0	0	0	0	0	0	0	0	0	0	0	0	43	32.9	25 to 35	81.4	13	30.2	
13/08/2022	14:00	1	1	6	24	12	4	0	0	0	0	0	0	0	0	0	0	0	0	0	48	33.8	25 to 35	75.0	16	33.3	
13/08/2022	15:00	0	1	2	23	11	2	0	0	0	0	0	0	0	0	0	0	0	0	0	39	33.2	25 to 35	87.2	13	33.3	
13/08/2022	16:00	1	1	10	13	14	3	0	0	0	0	0	0	0	0	0	0	0	0	0	42	33.9	25 to 35	64.3	17	40.5	
13/08/2022	17:00	2	0	4	24	15	2	1	0	0	0	0	0	0	0	0	0	0	0	0	48	33.7	25 to 35	81.3	18	37.5	
13/08/2022	18:00	0	0	3	10	13	1	1	0	0	0	0	0	0	0	0	0	0	0	0	28	34.2	25 to 35	82.1	15	53.6	
13/08/2022	19:00	0	3	7	17	7	3	0	0	0	0	0	0	0	0	0	0	0	0	0	37	32.9	20 to 30	64.9	10	27.0	
13/08/2022	20:00	2	0	2	17	3	4	1	0	0	0	0	0	0	0	0	0	0	0	0	29	36.2	25 to 35	69.0	8	27.6	
13/08/2022	21:00	0	0	2	10	3	0	0	0	0	0	0	0	0	0	0	0	0	0	0	15	31.7	25 to 35	86.7	3	20.0	
13/08/2022	22:00	0	0	3	7	9	1	0	0	0	0	0	0	0	0	0	0	0	0	0	20	33.9	25 to 35	80.0	10	50.0	
13/08/2022	23:00	0	0	1	3	2	0	0	0	0	0	0	0	0	0	0	0	0	0	0	6	32.5	25 to 35	83.3	2	33.3	
24 Hr Summary		13	15	90	285	163	30	4	0	0	0	0	0	0	0	0	0	0	0	0	600	33.3	25 to 35	74.7	197	32.8	

Incoming Histogram
 Outside Village Hall
 Hall Lane coming into the village from Long Stratton
 from Sun-Jul-17-2022-07-00-PM to Wed-Oct-05-2022-02-59-PM

Date	Starting Hr:min	<15	15 to <20	20 to <25	25 to <30	30 to <35	35 to <40	40 to <45	45 to <50	50 to <55	55 to <60	60 to <65	65 to <70	70 to <75	75 to <80	80 to <85	85 to <90	90 to <95	95 to <100	100 to >105	Total Counts	85pct Speed	10MPH Pace	% in pace	# of Speeders	% Speeders
14/08/2022	00:00	0	0	0	5	1	0	0	0	0	0	0	0	0	0	0	0	0	0	0	6	30	25 to 35	100.0	1	16.7
14/08/2022	01:00	0	1	0	2	0	0	1	0	0	0	0	0	0	0	0	0	0	0	0	4	30	20 to 30	50.0	1	25.0
14/08/2022	02:00	0	0	0	0	0	2	1	0	0	0	0	0	0	0	0	0	0	0	0	3	45	35 to 45	100.0	3	100.0
14/08/2022	03:00	0	0	0	0	1	0	0	0	0	0	0	0	0	0	0	0	0	0	0	1	35	25 to 35	100.0	1	100.0
14/08/2022	04:00	0	0	0	1	0	0	0	0	0	0	0	0	0	0	0	0	0	0	0	1	30	20 to 30	100.0	*	*
14/08/2022	05:00	0	1	1	2	2	0	0	0	0	0	0	0	0	0	0	0	0	0	0	6	32.5	25 to 35	66.7	2	33.3
14/08/2022	06:00	0	0	0	2	1	0	0	0	0	0	0	0	0	0	0	0	0	0	0	3	35	25 to 35	100.0	1	33.3
14/08/2022	07:00	0	0	1	3	2	1	0	0	0	0	0	0	0	0	0	0	0	0	0	7	35	25 to 35	71.4	3	42.9
14/08/2022	08:00	1	0	2	8	4	1	0	0	0	0	0	0	0	0	0	0	0	0	0	16	33.8	25 to 35	75.0	5	31.3
14/08/2022	09:00	1	1	5	13	3	0	0	0	0	0	0	0	0	0	0	0	0	0	0	23	30	20 to 30	78.3	3	13.0
14/08/2022	10:00	1	0	7	22	14	0	1	0	0	0	0	0	0	0	0	0	0	0	0	45	32.9	25 to 35	80.0	15	33.3
14/08/2022	11:00	0	1	9	17	11	1	0	0	0	0	0	0	0	0	0	0	0	0	0	39	32.7	25 to 35	71.8	12	30.8
14/08/2022	12:00	1	1	5	19	10	6	0	0	0	0	0	0	0	0	0	0	0	0	0	42	35	25 to 35	69.0	16	38.1
14/08/2022	13:00	0	1	5	16	11	3	0	0	0	0	0	0	0	0	0	0	0	0	0	36	34.1	25 to 35	75.0	14	38.9
14/08/2022	14:00	0	0	4	16	13	2	0	1	0	0	0	0	0	0	0	0	0	0	0	36	34.2	25 to 35	80.6	16	44.4
14/08/2022	15:00	0	1	2	17	12	1	0	0	0	0	0	0	0	0	0	0	0	0	0	33	33.3	25 to 35	87.9	13	39.4
14/08/2022	16:00	1	0	7	15	6	2	0	0	0	0	0	0	0	0	0	0	0	0	0	31	32.5	20 to 30	71.0	8	25.8
14/08/2022	17:00	1	1	9	10	9	1	0	0	0	0	0	0	0	0	0	0	0	0	0	31	32.8	20 to 30	61.3	10	32.3
14/08/2022	18:00	0	1	6	21	6	1	0	1	0	0	0	0	0	0	0	0	0	0	0	36	32.5	20 to 30	75.0	8	22.2
14/08/2022	19:00	1	4	1	7	5	0	1	0	0	0	0	0	0	0	0	0	0	0	0	19	33	25 to 35	63.2	6	31.6
14/08/2022	20:00	0	2	2	9	2	0	0	0	0	0	0	0	0	0	0	0	0	0	0	15	30	20 to 30	73.3	2	13.3
14/08/2022	21:00	0	0	1	11	7	1	0	0	0	0	0	0	0	0	0	0	0	0	0	20	33.6	25 to 35	90.0	8	40.0
14/08/2022	22:00	0	0	3	2	5	1	0	0	0	0	0	0	0	0	0	0	0	0	0	11	34	25 to 35	63.6	6	54.5
14/08/2022	23:00	0	0	0	1	4	2	0	0	0	0	0	0	0	0	0	0	0	0	0	7	37.5	30 to 40	85.7	6	85.7
24 Hr Summary		7	15	70	219	129	25	4	2	0	0	0	0	0	0	0	0	0	0	0	471	33.4	25 to 35	73.9	160	34.0

Incoming Histogram

Outside Village Hall

from Sun-Jul-17-2022-07-00-PM to Wed-Oct-05-2022-02-59-PM

Hall Lane coming into the village from Long Stratton

Date	Starting Hr:min	<15	15 to <20	20 to <25	25 to <30	30 to <35	35 to <40	40 to <45	45 to <50	50 to <55	55 to <60	60 to <65	65 to <70	70 to <75	75 to <80	80 to <85	85 to <90	90 to <95	95 to <100	100 to >105	Total Counts	85pct Speed	10MPH Pace	% in pace	# of Speeders	% Speeders
15/08/2022	00:00	0	0	0	0	1	0	0	0	0	0	0	0	0	0	0	0	0	0	0	1	35	25 to 35	100.0	1	100.0
15/08/2022	01:00	0	0	0	2	2	0	0	0	0	0	0	0	0	0	0	0	0	0	0	4	32.5	25 to 35	100.0	2	50.0
15/08/2022	02:00	0	0	0	0	0	0	0	0	0	0	0	0	0	0	0	0	0	0	0	0	0	*	*	*	*
15/08/2022	03:00	0	0	0	0	0	0	0	0	0	0	0	0	0	0	0	0	0	0	0	0	0	*	*	*	*
15/08/2022	04:00	0	0	0	0	0	1	1	0	0	0	0	0	0	0	0	0	0	0	0	2	45	35 to 45	100.0	2	100.0
15/08/2022	05:00	0	1	0	0	2	1	0	1	0	0	0	0	0	0	0	0	0	0	0	5	40	30 to 40	60.0	4	80.0
15/08/2022	06:00	1	1	1	2	3	0	1	0	1	0	0	0	0	0	0	0	0	0	0	10	35	25 to 35	50.0	5	50.0
15/08/2022	07:00	1	2	5	20	5	4	0	0	0	0	0	0	0	0	0	0	0	0	0	37	33	20 to 30	67.6	9	24.3
15/08/2022	08:00	0	1	8	18	9	1	0	0	0	0	0	0	0	0	0	0	0	0	0	37	32.2	25 to 35	73.0	10	27.0
15/08/2022	09:00	1	2	6	14	6	2	0	0	0	0	0	0	0	0	0	0	0	0	0	31	32.5	20 to 30	64.5	8	25.8
15/08/2022	10:00	2	1	7	17	9	1	0	0	0	0	0	0	0	0	0	0	0	0	0	37	32.2	25 to 35	70.3	10	27.0
15/08/2022	11:00	1	0	9	18	10	0	0	0	0	0	0	0	0	0	0	0	0	0	0	38	32	25 to 35	73.7	10	26.3
15/08/2022	12:00	0	3	10	15	12	1	0	0	0	0	0	0	0	0	0	0	0	0	0	41	32.9	25 to 35	65.9	13	31.7
15/08/2022	13:00	0	4	7	24	15	2	0	0	0	0	0	0	0	0	0	0	0	0	0	52	33	25 to 35	75.0	17	32.7
15/08/2022	14:00	0	1	11	30	17	1	0	0	0	0	0	0	0	0	0	0	0	0	0	60	32.6	25 to 35	78.3	18	30.0
15/08/2022	15:00	0	3	6	37	13	1	0	0	0	0	0	0	0	0	0	0	0	0	0	60	31.9	25 to 35	83.3	14	23.3
15/08/2022	16:00	0	3	10	30	8	0	1	0	0	0	0	0	0	0	0	0	0	0	0	52	30.6	20 to 30	76.9	9	17.3
15/08/2022	17:00	0	3	10	34	14	2	0	0	0	0	0	0	0	0	0	0	0	0	0	63	32.5	25 to 35	76.2	16	25.4
15/08/2022	18:00	0	2	8	35	15	2	0	0	0	0	0	0	0	0	0	0	0	0	0	62	32.7	25 to 35	80.6	17	27.4
15/08/2022	19:00	0	1	9	14	10	0	0	0	0	0	0	0	0	0	0	0	0	0	0	34	32.5	25 to 35	70.6	10	29.4
15/08/2022	20:00	1	0	6	17	6	0	0	0	0	0	0	0	0	0	0	0	0	0	0	30	31.7	20 to 30	76.7	6	20.0
15/08/2022	21:00	0	0	2	0	6	1	0	0	0	0	0	0	0	0	0	0	0	0	0	9	35	30 to 40	77.8	7	77.8
15/08/2022	22:00	0	0	0	2	3	0	0	0	0	0	0	0	0	0	0	0	0	0	0	5	33.3	25 to 35	100.0	3	60.0
15/08/2022	23:00	0	0	1	3	3	0	0	0	0	0	0	0	0	0	0	0	0	0	0	7	33.3	25 to 35	85.7	3	42.9
24 Hr Summary		7	28	116	332	169	20	3	1	1	0	0	0	0	0	0	0	0	0	0	677	32.7	25 to 35	74.0	194	28.7

Incoming Histogram
 Outside Village Hall
 Hall Lane coming into the village from Long Stratton

from Sun-Jul-17-2022-07-00-PM to Wed-Oct-05-2022-02-59-PM

Date	Starting Hr:min	<15	15 to <20	20 to <25	25 to <30	30 to <35	35 to <40	40 to <45	45 to <50	50 to <55	55 to <60	60 to <65	65 to <70	70 to <75	75 to <80	80 to <85	85 to <90	90 to <95	95 to <100	100 to >105	Total Counts	85pct Speed	10MPH Pace	% in pace	# of Speeders	% Speeders	
16/08/2022	00:00	0	0	0	1	0	0	0	0	0	0	0	0	0	0	0	0	0	0	0	1	30	20 to 30	100.0	*	*	
16/08/2022	01:00	0	0	0	0	0	0	0	0	0	0	0	0	0	0	0	0	0	0	0	0	0	0	*	*	*	*
16/08/2022	02:00	0	0	0	0	0	0	0	0	0	0	0	0	0	0	0	0	0	0	0	0	0	0	*	*	*	*
16/08/2022	03:00	0	0	0	0	0	0	0	0	0	0	0	0	0	0	0	0	0	0	0	0	0	0	*	*	*	*
16/08/2022	04:00	0	0	0	2	1	0	0	0	0	0	0	0	0	0	0	0	0	0	0	3	35	25 to 35	100.0	1	33.3	
16/08/2022	05:00	0	1	1	0	5	1	1	0	1	0	0	0	0	0	0	0	0	0	0	10	40	30 to 40	60.0	8	80.0	
16/08/2022	06:00	0	1	3	3	5	0	1	0	0	0	0	0	0	0	0	0	0	0	0	13	34	25 to 35	61.5	6	46.2	
16/08/2022	07:00	1	0	3	12	8	1	0	0	0	0	0	0	0	0	0	0	0	0	0	25	33.1	25 to 35	80.0	9	36.0	
16/08/2022	08:00	0	1	12	22	4	0	0	0	0	0	0	0	0	0	0	0	0	0	0	39	29.5	20 to 30	87.2	4	10.3	
16/08/2022	09:00	1	1	3	22	8	0	0	0	0	0	0	0	0	0	0	0	0	0	0	35	31.9	25 to 35	85.7	8	22.9	
16/08/2022	10:00	0	0	10	12	11	2	0	0	0	0	0	0	0	0	0	0	0	0	0	35	33.6	25 to 35	65.7	13	37.1	
16/08/2022	11:00	1	0	4	22	10	0	0	0	0	0	0	0	0	0	0	0	0	0	0	37	32	25 to 35	86.5	10	27.0	
16/08/2022	12:00	0	1	12	25	10	0	0	0	0	0	0	0	0	0	0	0	0	0	0	48	31.5	20 to 30	77.1	10	20.8	
16/08/2022	13:00	0	2	8	28	16	2	0	0	0	0	0	0	0	0	0	0	0	0	0	56	33.1	25 to 35	78.6	18	32.1	
16/08/2022	14:00	0	2	13	29	11	1	0	0	0	0	0	0	0	0	0	0	0	0	0	56	31.8	20 to 30	75.0	12	21.4	
16/08/2022	15:00	1	1	9	20	8	2	1	0	0	0	0	0	0	0	0	0	0	0	0	42	33.1	20 to 30	69.0	11	26.2	
16/08/2022	16:00	0	2	12	28	14	2	1	0	0	0	0	0	0	0	0	0	0	0	0	59	32.9	25 to 35	71.2	17	28.8	
16/08/2022	17:00	0	4	7	36	14	2	0	0	1	0	0	0	0	0	0	0	0	0	0	64	32.5	25 to 35	78.1	17	26.6	
16/08/2022	18:00	1	2	10	24	22	4	0	0	0	0	0	0	0	0	0	0	0	0	0	63	33.9	25 to 35	73.0	26	41.3	
16/08/2022	19:00	0	1	3	11	10	2	0	0	1	0	0	0	0	0	0	0	0	0	0	28	34.5	25 to 35	75.0	13	46.4	
16/08/2022	20:00	0	1	5	11	4	0	0	0	0	0	0	0	0	0	0	0	0	0	0	21	31.2	20 to 30	76.2	4	19.0	
16/08/2022	21:00	0	0	1	10	1	2	0	0	0	0	0	0	0	0	0	0	0	0	0	14	35	20 to 30	78.6	3	21.4	
16/08/2022	22:00	0	0	1	6	11	2	0	0	0	0	0	0	0	0	0	0	0	0	0	20	34.5	25 to 35	85.0	13	65.0	
16/08/2022	23:00	0	0	3	2	3	2	0	1	0	0	0	0	0	0	0	0	0	0	0	11	37.5	20 to 30	45.5	6	54.5	
24 Hr Summary		5	20	120	326	176	25	4	1	3	0	0	0	0	0	0	0	0	0	0	680	33	25 to 35	73.8	209	30.7	

Incoming Histogram
 Outside Village Hall
 Hall Lane coming into the village from Long Stratton
 from Sun-Jul-17-2022-07-00-PM to Wed-Oct-05-2022-02-59-PM

Date	Starting Hr:min	<15	15 to <20	20 to <25	25 to <30	30 to <35	35 to <40	40 to <45	45 to <50	50 to <55	55 to <60	60 to <65	65 to <70	70 to <75	75 to <80	80 to <85	85 to <90	90 to <95	95 to <100	100 to >105	Total Counts	85pct Speed	10MPH Pace	% in pace	# of Speeders	% Speeders	
17/08/2022	00:00	0	0	0	0	1	0	0	0	0	0	0	0	0	0	0	0	0	0	0	0	1	35	25 to 35	100.0	1	100.0
17/08/2022	01:00	0	0	0	0	0	0	0	0	0	0	0	0	0	0	0	0	0	0	0	0	0	0	*	*	*	*
17/08/2022	02:00	0	0	0	0	0	0	0	0	0	0	0	0	0	0	0	0	0	0	0	0	0	0	*	*	*	*
17/08/2022	03:00	0	0	0	0	0	0	0	0	0	0	0	0	0	0	0	0	0	0	0	0	0	0	*	*	*	*
17/08/2022	04:00	0	0	0	2	2	0	0	0	0	0	0	0	0	0	0	0	0	0	0	0	4	32.5	25 to 35	100.0	2	50.0
17/08/2022	05:00	0	0	1	2	4	0	0	1	0	0	0	0	0	0	0	0	0	0	0	0	8	35	25 to 35	75.0	5	62.5
17/08/2022	06:00	0	0	1	8	5	0	0	0	0	0	0	0	0	0	0	0	0	0	0	0	14	33	25 to 35	92.9	5	35.7
17/08/2022	07:00	0	0	7	10	11	2	0	0	0	0	0	0	0	0	0	0	0	0	0	0	30	34.1	25 to 35	70.0	13	43.3
17/08/2022	08:00	0	0	7	14	9	1	0	0	0	0	0	0	0	0	0	0	0	0	0	0	31	32.8	25 to 35	74.2	10	32.3
17/08/2022	09:00	2	2	6	22	8	0	0	0	0	0	0	0	0	0	0	0	0	0	0	0	40	31.2	25 to 35	75.0	8	20.0
17/08/2022	10:00	2	5	15	31	6	0	0	0	0	0	0	0	0	0	0	0	0	0	0	0	59	29.5	20 to 30	78.0	6	10.2
17/08/2022	11:00	1	2	13	14	7	1	0	0	0	0	0	0	0	0	0	0	0	0	0	0	38	31.4	20 to 30	71.1	8	21.1
17/08/2022	12:00	1	4	9	21	13	0	0	0	0	0	0	0	0	0	0	0	0	0	0	0	48	32.3	25 to 35	70.8	13	27.1
17/08/2022	13:00	1	0	8	17	13	0	0	0	0	0	0	0	0	0	0	0	0	0	0	0	39	32.7	25 to 35	76.9	13	33.3
17/08/2022	14:00	0	1	9	20	11	3	0	0	0	0	0	0	0	0	0	0	0	0	0	0	44	33.2	25 to 35	70.5	14	31.8
17/08/2022	15:00	1	1	5	34	16	2	0	0	0	0	0	0	0	0	0	0	0	0	0	0	59	32.8	25 to 35	84.7	18	30.5
17/08/2022	16:00	0	1	6	29	18	1	1	0	0	0	0	0	0	0	0	0	0	0	0	0	56	33.3	25 to 35	83.9	20	35.7
17/08/2022	17:00	1	2	6	34	16	1	0	0	0	0	0	0	0	0	0	0	0	0	0	0	60	32.5	25 to 35	83.3	17	28.3
17/08/2022	18:00	1	3	3	21	19	1	0	1	0	0	0	0	0	0	0	0	0	0	0	0	49	33.7	25 to 35	81.6	21	42.9
17/08/2022	19:00	0	0	14	25	6	1	0	0	0	0	0	0	0	0	0	0	0	0	0	0	46	30	20 to 30	84.8	7	15.2
17/08/2022	20:00	0	0	4	12	3	0	0	0	0	0	0	0	0	0	0	0	0	0	0	0	19	30	20 to 30	84.2	3	15.8
17/08/2022	21:00	0	0	3	4	4	0	0	0	0	0	0	0	0	0	0	0	0	0	0	0	11	32.5	25 to 35	72.7	4	36.4
17/08/2022	22:00	0	0	0	8	4	0	0	0	0	0	0	0	0	0	0	0	0	0	0	0	12	32.5	25 to 35	100.0	4	33.3
17/08/2022	23:00	0	0	1	3	1	3	2	0	0	0	0	0	0	0	0	0	0	0	0	0	10	40	35 to 45	50.0	6	60.0
24 Hr Summary		10	21	118	331	177	16	3	2	0	0	0	0	0	0	0	0	0	0	0	678	32.7	25 to 35	74.9	198	29.2	

Incoming Histogram
 Outside Village Hall
 Hall Lane coming into the village from Long Stratton

from Sun-Jul-17-2022-07-00-PM to Wed-Oct-05-2022-02-59-PM

Date	Starting Hr:min	<15	15 to <20	20 to <25	25 to <30	30 to <35	35 to <40	40 to <45	45 to <50	50 to <55	55 to <60	60 to <65	65 to <70	70 to <75	75 to <80	80 to <85	85 to <90	90 to <95	95 to <100	100 to >105	Total Counts	85pct Speed	10MPH Pace	% in pace	# of Speeders	% Speeders
18/08/2022	00:00	0	0	0	0	1	0	0	0	0	0	0	0	0	0	0	0	0	0	0	1	35	25 to 35	100.0	1	100.0
18/08/2022	01:00	0	0	0	0	1	0	0	0	0	0	0	0	0	0	0	0	0	0	0	1	35	25 to 35	100.0	1	100.0
18/08/2022	02:00	0	0	0	0	0	0	0	0	0	0	0	0	0	0	0	0	0	0	0	0	0	*	*	*	*
18/08/2022	03:00	1	0	0	0	0	0	0	0	0	0	0	0	0	0	0	0	0	0	0	1	10	0 to 10	100.0	*	*
18/08/2022	04:00	0	0	1	1	1	0	0	0	1	0	0	0	0	0	0	0	0	0	0	4	35	20 to 30	50.0	2	50.0
18/08/2022	05:00	0	1	1	2	3	2	0	0	0	0	0	0	0	0	0	0	0	0	0	9	37.5	25 to 35	55.6	5	55.6
18/08/2022	06:00	0	0	0	4	5	0	0	0	0	0	0	0	0	0	0	0	0	0	0	9	34	25 to 35	100.0	5	55.6
18/08/2022	07:00	0	1	6	13	9	3	0	0	0	0	0	0	0	0	0	0	0	0	0	32	33.9	25 to 35	68.8	12	37.5
18/08/2022	08:00	0	1	1	16	11	1	0	0	0	0	0	0	0	0	0	0	0	0	0	30	33.6	25 to 35	90.0	12	40.0
18/08/2022	09:00	0	1	5	15	13	3	0	0	0	0	0	0	0	0	0	0	0	0	0	37	33.8	25 to 35	75.7	16	43.2
18/08/2022	10:00	4	4	6	15	6	0	0	0	0	0	0	0	0	0	0	0	0	0	0	35	30.8	20 to 30	60.0	6	17.1
18/08/2022	11:00	1	3	11	27	18	3	1	0	0	0	0	0	0	0	0	0	0	0	0	64	33.3	25 to 35	70.3	22	34.4
18/08/2022	12:00	0	1	5	25	8	1	0	0	0	0	0	0	0	0	0	0	0	0	0	40	31.9	25 to 35	82.5	9	22.5
18/08/2022	13:00	3	0	5	21	8	2	0	0	0	0	0	0	0	0	0	0	0	0	0	39	32.5	25 to 35	74.4	10	25.6
18/08/2022	14:00	0	1	10	32	12	2	1	0	0	0	0	0	0	0	0	0	0	0	0	58	32.5	25 to 35	75.9	15	25.9
18/08/2022	15:00	1	0	11	20	12	1	0	0	0	0	0	0	0	0	0	0	0	0	0	45	32.5	25 to 35	71.1	13	28.9
18/08/2022	16:00	0	0	10	34	20	3	0	0	0	0	0	0	0	0	0	0	0	0	0	67	33.2	25 to 35	80.6	23	34.3
18/08/2022	17:00	0	2	6	26	17	2	0	0	0	0	0	0	0	0	0	0	0	0	0	53	33.2	25 to 35	81.1	19	35.8
18/08/2022	18:00	0	2	10	22	13	1	0	0	0	0	0	0	0	0	0	0	0	0	0	48	32.7	25 to 35	72.9	14	29.2
18/08/2022	19:00	0	1	10	17	13	2	0	0	0	0	0	0	0	0	0	0	0	0	0	43	33.5	25 to 35	69.8	15	34.9
18/08/2022	20:00	0	0	2	17	6	2	0	0	0	0	0	0	0	0	0	0	0	0	0	27	33.3	25 to 35	85.2	8	29.6
18/08/2022	21:00	0	0	3	10	7	2	0	0	0	0	0	0	0	0	0	0	0	0	0	22	34.3	25 to 35	77.3	9	40.9
18/08/2022	22:00	0	0	1	4	2	0	1	0	0	0	0	0	0	0	0	0	0	0	0	8	35	25 to 35	75.0	3	37.5
18/08/2022	23:00	0	0	0	0	1	2	1	1	0	0	0	0	0	0	0	0	0	0	0	5	45	30 to 40	60.0	5	100.0
24 Hr Summary		10	18	104	321	187	32	4	1	1	0	0	0	0	0	0	0	0	0	0	678	33.3	25 to 35	74.9	225	33.2

Incoming Histogram
 Outside Village Hall
 Hall Lane coming into the village from Long Stratton
 from Sun-Jul-17-2022-07-00-PM to Wed-Oct-05-2022-02-59-PM

Date	Starting Hr:min	<15	15 to <20	20 to <25	25 to <30	30 to <35	35 to <40	40 to <45	45 to <50	50 to <55	55 to <60	60 to <65	65 to <70	70 to <75	75 to <80	80 to <85	85 to <90	90 to <95	95 to <100	100 to >105	Total Counts	85pct Speed	10MPH Pace	% in pace	# of Speeders	% Speeders
19/08/2022	00:00	0	0	0	0	0	0	0	0	0	0	0	0	0	0	0	0	0	0	0	0	0	*	*	*	*
19/08/2022	01:00	0	0	0	0	0	1	0	0	0	0	0	0	0	0	0	0	0	0	0	1	40	30 to 40	100.0	1	100.0
19/08/2022	02:00	0	0	1	1	0	0	0	0	0	0	0	0	0	0	0	0	0	0	0	2	30	20 to 30	100.0	*	*
19/08/2022	03:00	0	0	0	0	0	0	0	0	0	0	0	0	0	0	0	0	0	0	0	0	0	*	*	*	*
19/08/2022	04:00	0	0	0	0	1	0	0	0	0	0	0	0	0	0	0	0	0	0	0	1	35	25 to 35	100.0	1	100.0
19/08/2022	05:00	0	0	1	3	3	1	0	0	0	0	0	0	0	0	0	0	0	0	0	8	35	25 to 35	75.0	4	50.0
19/08/2022	06:00	0	0	0	3	6	1	0	0	0	0	0	0	0	0	0	0	0	0	0	10	34.2	25 to 35	90.0	7	70.0
19/08/2022	07:00	0	1	0	9	10	1	0	0	0	0	0	0	0	0	0	0	0	0	0	21	34	25 to 35	90.5	11	52.4
19/08/2022	08:00	2	0	4	21	5	0	0	0	0	0	0	0	0	0	0	0	0	0	0	32	30	25 to 35	81.3	5	15.6
19/08/2022	09:00	2	0	5	9	16	1	0	0	0	0	0	0	0	0	0	0	0	0	0	33	33.8	25 to 35	75.8	17	51.5
19/08/2022	10:00	1	2	5	26	4	0	0	0	0	0	0	0	0	0	0	0	0	0	0	38	29.6	20 to 30	81.6	4	10.5
19/08/2022	11:00	2	0	16	29	11	2	0	0	0	0	0	0	0	0	0	0	0	0	0	60	31.8	20 to 30	75.0	13	21.7
19/08/2022	12:00	1	3	13	24	13	2	1	0	0	0	0	0	0	0	0	0	0	0	0	57	32.7	20 to 30	64.9	16	28.1
19/08/2022	13:00	1	1	8	24	17	2	0	0	0	0	0	0	0	0	0	0	0	0	0	53	33.2	25 to 35	77.4	19	35.8
19/08/2022	14:00	0	1	9	22	11	4	0	0	0	0	0	0	0	0	0	0	0	0	0	47	33.6	25 to 35	70.2	15	31.9
19/08/2022	15:00	0	2	9	28	13	1	0	0	0	0	0	0	0	0	0	0	0	0	0	53	32.3	25 to 35	77.4	14	26.4
19/08/2022	16:00	2	2	11	25	18	1	1	0	0	0	0	0	0	0	0	0	0	0	0	60	33.1	25 to 35	71.7	20	33.3
19/08/2022	17:00	1	3	9	32	13	5	0	0	0	0	0	0	0	0	0	0	0	0	0	63	33.5	25 to 35	71.4	18	28.6
19/08/2022	18:00	0	0	8	29	17	5	0	0	0	0	0	0	0	0	0	0	0	0	0	59	33.8	25 to 35	78.0	22	37.3
19/08/2022	19:00	0	2	3	12	17	0	3	0	0	0	0	0	0	0	0	0	0	0	0	37	34.1	25 to 35	78.4	20	54.1
19/08/2022	20:00	0	0	4	13	1	2	0	0	0	0	0	0	0	0	0	0	0	0	0	20	30	20 to 30	85.0	3	15.0
19/08/2022	21:00	0	1	4	12	6	3	0	0	0	0	0	0	0	0	0	0	0	0	0	26	34.2	25 to 35	69.2	9	34.6
19/08/2022	22:00	0	0	4	12	9	2	0	1	1	0	0	0	0	0	0	0	0	0	0	29	35	25 to 35	72.4	13	44.8
19/08/2022	23:00	0	0	3	5	2	3	1	0	0	0	0	0	0	0	0	0	0	0	0	14	38.3	20 to 30	57.1	6	42.9
24 Hr Summary		12	18	117	339	193	37	6	1	1	0	0	0	0	0	0	0	0	0	0	724	33.3	25 to 35	73.5	238	32.9

Incoming Histogram
 Outside Village Hall
 Hall Lane coming into the village from Long Stratton
 from Sun-Jul-17-2022-07-00-PM to Wed-Oct-05-2022-02-59-PM

Date	Starting Hr:min	<15	15 to <20	20 to <25	25 to <30	30 to <35	35 to <40	40 to <45	45 to <50	50 to <55	55 to <60	60 to <65	65 to <70	70 to <75	75 to <80	80 to <85	85 to <90	90 to <95	95 to <100	100 to >105	Total Counts	85pct Speed	10MPH Pace	% in pace	# of Speeders	% Speeders	
20/08/2022	00:00	0	0	0	2	0	1	0	0	0	0	0	0	0	0	0	0	0	0	0	0	3	40	20 to 30	66.7	1	33.3
20/08/2022	01:00	0	0	0	0	1	0	0	0	0	0	0	0	0	0	0	0	0	0	0	0	1	35	25 to 35	100.0	1	100.0
20/08/2022	02:00	0	0	2	1	2	0	0	0	0	0	0	0	0	0	0	0	0	0	0	0	5	32.5	20 to 30	60.0	2	40.0
20/08/2022	03:00	0	0	0	0	0	0	0	0	0	0	0	0	0	0	0	0	0	0	0	0	0	0	*	*	*	*
20/08/2022	04:00	1	0	0	0	1	0	0	0	0	0	0	0	0	0	0	0	0	0	0	0	2	35	0 to 10	50.0	1	50.0
20/08/2022	05:00	0	0	1	1	2	1	0	0	0	0	0	0	0	0	0	0	0	0	0	0	5	35	25 to 35	60.0	3	60.0
20/08/2022	06:00	0	0	1	2	3	1	1	0	0	0	0	0	0	0	0	0	0	0	0	0	8	40	25 to 35	62.5	5	62.5
20/08/2022	07:00	1	1	0	2	3	2	1	0	0	0	0	0	0	0	0	0	0	0	0	0	10	37.5	25 to 35	50.0	6	60.0
20/08/2022	08:00	0	3	2	11	3	0	1	0	0	0	0	0	0	0	0	0	0	0	0	0	20	31.7	25 to 35	70.0	4	20.0
20/08/2022	09:00	1	3	13	11	6	2	0	0	0	0	0	0	0	0	0	0	0	0	0	0	36	32.5	20 to 30	66.7	8	22.2
20/08/2022	10:00	1	1	12	26	12	0	0	0	0	0	0	0	0	0	0	0	0	0	0	0	52	31.7	20 to 30	73.1	12	23.1
20/08/2022	11:00	2	6	20	18	1	0	0	0	0	0	0	0	0	0	0	0	0	0	0	0	47	28.3	20 to 30	80.9	1	2.1
20/08/2022	12:00	3	12	19	11	1	0	0	0	0	0	0	0	0	0	0	0	0	0	0	0	46	27.3	15 to 25	67.4	1	2.2
20/08/2022	13:00	3	1	6	19	11	2	1	0	0	0	0	0	0	0	0	0	0	0	0	0	43	33.6	25 to 35	69.8	14	32.6
20/08/2022	14:00	1	3	7	26	11	1	1	0	0	0	0	0	0	0	0	0	0	0	0	0	50	32.3	25 to 35	74.0	13	26.0
20/08/2022	15:00	2	2	10	12	5	1	0	0	0	0	0	0	0	0	0	0	0	0	0	0	32	31	20 to 30	68.8	6	18.8
20/08/2022	16:00	0	3	13	19	9	1	1	0	0	0	0	0	0	0	0	0	0	0	0	0	46	32.2	20 to 30	69.6	11	23.9
20/08/2022	17:00	0	1	7	28	5	3	1	0	0	0	0	0	0	0	0	0	0	0	0	0	45	32	20 to 30	77.8	9	20.0
20/08/2022	18:00	0	3	9	27	7	3	0	0	0	0	0	0	0	0	0	0	0	0	0	0	49	32.1	20 to 30	73.5	10	20.4
20/08/2022	19:00	0	2	4	19	10	1	0	0	0	0	0	0	0	0	0	0	0	0	0	0	36	33	25 to 35	80.6	11	30.6
20/08/2022	20:00	1	0	4	12	8	2	0	1	0	0	0	0	0	0	0	0	0	0	0	0	28	34.4	25 to 35	71.4	11	39.3
20/08/2022	21:00	2	0	4	10	3	1	0	0	0	0	0	0	0	0	0	0	0	0	0	0	20	31.7	20 to 30	70.0	4	20.0
20/08/2022	22:00	0	0	2	5	6	3	0	0	0	0	0	0	0	0	0	0	0	0	0	0	16	36.7	25 to 35	68.8	9	56.3
20/08/2022	23:00	0	0	1	8	2	0	0	0	0	0	0	0	0	0	0	0	0	0	0	0	11	30	25 to 35	90.9	2	18.2
24 Hr Summary		18	41	137	270	112	25	7	1	0	0	0	0	0	0	0	0	0	0	0	611	32.4	20 to 30	66.6	145	23.7	

Incoming Histogram
 Outside Village Hall
 Hall Lane coming into the village from Long Stratton

from Sun-Jul-17-2022-07-00-PM to Wed-Oct-05-2022-02-59-PM

Date	Starting Hr:min	<15	15 to <20	20 to <25	25 to <30	30 to <35	35 to <40	40 to <45	45 to <50	50 to <55	55 to <60	60 to <65	65 to <70	70 to <75	75 to <80	80 to <85	85 to <90	90 to <95	95 to <100	100 to >105	Total Counts	85pct Speed	10MPH Pace	% in pace	# of Speeders	% Speeders
21/08/2022	00:00	0	0	2	5	0	2	2	0	0	0	0	0	0	0	0	0	0	0	0	11	40	20 to 30	63.6	4	36.4
21/08/2022	01:00	0	0	0	0	2	0	0	0	0	0	0	0	0	0	0	0	0	0	0	2	35	25 to 35	100.0	2	100.0
21/08/2022	02:00	0	0	1	0	3	0	0	0	0	0	0	0	0	0	0	0	0	0	0	4	33.3	25 to 35	75.0	3	75.0
21/08/2022	03:00	0	0	0	1	0	0	0	0	0	0	0	0	0	0	0	0	0	0	0	1	30	20 to 30	100.0	*	*
21/08/2022	04:00	0	0	0	0	1	0	0	0	0	0	0	0	0	0	0	0	0	0	0	1	35	25 to 35	100.0	1	100.0
21/08/2022	05:00	0	0	1	3	1	0	0	0	0	0	0	0	0	0	0	0	0	0	0	5	30	20 to 30	80.0	1	20.0
21/08/2022	06:00	0	0	1	0	0	0	0	0	0	0	0	0	0	0	0	0	0	0	0	1	25	15 to 25	100.0	*	*
21/08/2022	07:00	0	1	1	1	2	0	0	0	0	0	0	0	0	0	0	0	0	0	0	5	32.5	25 to 35	60.0	2	40.0
21/08/2022	08:00	1	1	2	6	4	0	0	0	0	0	0	0	0	0	0	0	0	0	0	14	32.5	25 to 35	71.4	4	28.6
21/08/2022	09:00	0	1	4	5	7	1	0	0	0	0	0	0	0	0	0	0	0	0	0	18	33.6	25 to 35	66.7	8	44.4
21/08/2022	10:00	1	1	7	16	8	2	0	0	0	0	0	0	0	0	0	0	0	0	0	35	33.1	25 to 35	68.6	10	28.6
21/08/2022	11:00	3	1	3	22	9	1	1	0	0	0	0	0	0	0	0	0	0	0	0	40	32.8	25 to 35	77.5	11	27.5
21/08/2022	12:00	3	0	3	17	12	1	0	0	1	0	0	0	0	0	0	0	0	0	0	37	33.3	25 to 35	78.4	14	37.8
21/08/2022	13:00	1	0	3	13	14	2	0	0	0	0	0	0	0	0	0	0	0	0	0	33	33.9	25 to 35	81.8	16	48.5
21/08/2022	14:00	1	1	5	18	16	1	0	0	0	0	0	0	0	0	0	0	0	0	0	42	33.4	25 to 35	81.0	17	40.5
21/08/2022	15:00	0	0	1	16	14	4	1	0	0	0	0	0	0	0	0	0	0	0	0	36	35	25 to 35	83.3	19	52.8
21/08/2022	16:00	0	1	6	14	10	3	1	0	0	0	0	0	0	0	0	0	0	0	0	35	34.5	25 to 35	68.6	14	40.0
21/08/2022	17:00	0	0	2	17	8	0	0	0	0	0	0	0	0	0	0	0	0	0	0	27	32.5	25 to 35	92.6	8	29.6
21/08/2022	18:00	1	1	5	14	6	0	0	0	0	0	0	0	0	0	0	0	0	0	0	27	31.7	25 to 35	74.1	6	22.2
21/08/2022	19:00	0	0	5	18	4	0	0	0	0	0	0	0	0	0	0	0	0	0	0	27	30	20 to 30	85.2	4	14.8
21/08/2022	20:00	0	2	4	7	6	0	1	1	0	0	0	0	0	0	0	0	0	0	0	21	34.2	25 to 35	61.9	8	38.1
21/08/2022	21:00	0	0	1	6	2	3	1	0	0	0	0	0	0	0	0	0	0	0	0	13	38.3	25 to 35	61.5	6	46.2
21/08/2022	22:00	0	0	1	3	2	2	0	0	0	0	0	0	0	0	0	0	0	0	0	8	37.5	25 to 35	62.5	4	50.0
21/08/2022	23:00	0	0	0	0	2	1	0	0	0	0	0	0	0	0	0	0	0	0	0	3	40	30 to 40	100.0	3	100.0
24 Hr Summary		11	10	58	202	133	23	7	1	1	0	0	0	0	0	0	0	0	0	0	446	33.7	25 to 35	75.1	165	37.0

Incoming Histogram
 Outside Village Hall
 Hall Lane coming into the village from Long Stratton

from Sun-Jul-17-2022-07-00-PM to Wed-Oct-05-2022-02-59-PM

Date	Starting Hr:min	<15	15 to <20	20 to <25	25 to <30	30 to <35	35 to <40	40 to <45	45 to <50	50 to <55	55 to <60	60 to <65	65 to <70	70 to <75	75 to <80	80 to <85	85 to <90	90 to <95	95 to <100	100 to >105	Total Counts	85pct Speed	10MPH Pace	% in pace	# of Speeders	% Speeders
22/08/2022	00:00	0	0	0	0	0	0	1	0	0	0	0	0	0	0	0	0	0	0	0	1	45	35 to 45	100.0	1	100.0
22/08/2022	01:00	0	0	0	0	1	0	0	0	0	0	0	0	0	0	0	0	0	0	0	1	35	25 to 35	100.0	1	100.0
22/08/2022	02:00	0	0	0	0	0	0	0	0	0	0	0	0	0	0	0	0	0	0	0	0	0	*	*	*	*
22/08/2022	03:00	0	0	0	0	0	0	0	0	0	0	0	0	0	0	0	0	0	0	0	0	0	*	*	*	*
22/08/2022	04:00	0	0	0	2	2	0	0	0	0	0	0	0	0	0	0	0	0	0	0	4	32.5	25 to 35	100.0	2	50.0
22/08/2022	05:00	0	0	0	1	1	1	0	0	0	0	0	0	0	0	0	0	0	0	0	3	40	25 to 35	66.7	2	66.7
22/08/2022	06:00	0	0	1	3	3	1	0	0	0	0	0	0	0	0	0	0	0	0	0	8	35	25 to 35	75.0	4	50.0
22/08/2022	07:00	0	3	2	12	11	4	0	0	0	0	0	0	0	0	0	0	0	0	0	32	34.5	25 to 35	71.9	15	46.9
22/08/2022	08:00	0	2	8	23	9	1	0	0	0	0	0	0	0	0	0	0	0	0	0	43	32.2	25 to 35	74.4	10	23.3
22/08/2022	09:00	0	0	5	15	9	0	0	0	0	0	0	0	0	0	0	0	0	0	0	29	32.8	25 to 35	82.8	9	31.0
22/08/2022	10:00	0	2	6	23	6	1	0	0	0	0	0	0	0	0	0	0	0	0	0	38	30.8	20 to 30	76.3	7	18.4
22/08/2022	11:00	0	0	8	17	14	0	0	1	0	0	0	0	0	0	0	0	0	0	0	40	33.2	25 to 35	77.5	15	37.5
22/08/2022	12:00	0	0	3	25	10	2	0	0	0	0	0	0	0	0	0	0	0	0	0	40	33	25 to 35	87.5	12	30.0
22/08/2022	13:00	0	3	10	25	17	2	0	0	0	0	0	0	0	0	0	0	0	0	0	57	32.9	25 to 35	73.7	19	33.3
22/08/2022	14:00	2	3	6	27	12	1	0	0	0	0	0	0	0	0	0	0	0	0	0	51	32.1	25 to 35	76.5	13	25.5
22/08/2022	15:00	0	1	7	22	17	2	0	0	0	0	0	0	0	0	0	0	0	0	0	49	33.5	25 to 35	79.6	19	38.8
22/08/2022	16:00	1	3	14	32	16	3	2	0	0	0	0	0	0	0	0	0	0	0	0	71	33.1	25 to 35	67.6	21	29.6
22/08/2022	17:00	0	2	6	33	21	3	1	0	0	0	0	0	0	0	0	0	0	0	0	66	33.6	25 to 35	81.8	25	37.9
22/08/2022	18:00	0	1	9	32	15	2	0	0	0	0	0	0	0	0	0	0	0	0	0	59	32.7	25 to 35	79.7	17	28.8
22/08/2022	19:00	0	1	2	22	6	2	0	0	0	0	0	0	0	0	0	0	0	0	0	33	32.5	25 to 35	84.8	8	24.2
22/08/2022	20:00	0	0	3	12	2	0	1	1	0	0	0	0	0	0	0	0	0	0	0	19	32.5	20 to 30	78.9	4	21.1
22/08/2022	21:00	2	0	2	5	6	1	0	0	0	0	0	0	0	0	0	0	0	0	0	16	34.2	25 to 35	68.8	7	43.8
22/08/2022	22:00	0	0	3	6	4	1	0	0	0	0	0	0	0	0	0	0	0	0	0	14	33.8	25 to 35	71.4	5	35.7
22/08/2022	23:00	0	0	0	2	0	1	1	0	0	0	0	0	0	0	0	0	0	0	0	4	40	20 to 30	50.0	2	50.0
24 Hr Summary		5	21	95	339	182	28	6	2	0	0	0	0	0	0	0	0	0	0	0	678	33.2	25 to 35	76.8	218	32.2

Incoming Histogram
 Outside Village Hall
 Hall Lane coming into the village from Long Stratton

from Sun-Jul-17-2022-07-00-PM to Wed-Oct-05-2022-02-59-PM

Date	Starting Hr:min	<15	15 to <20	20 to <25	25 to <30	30 to <35	35 to <40	40 to <45	45 to <50	50 to <55	55 to <60	60 to <65	65 to <70	70 to <75	75 to <80	80 to <85	85 to <90	90 to <95	95 to <100	100 to >105	Total Counts	85pct Speed	10MPH Pace	% in pace	# of Speeders	% Speeders	
23/08/2022	00:00	0	0	0	0	0	0	0	0	0	0	0	0	0	0	0	0	0	0	0	0	0	*	*	*	*	
23/08/2022	01:00	0	0	0	0	0	0	0	0	0	0	0	0	0	0	0	0	0	0	0	0	0	0	*	*	*	*
23/08/2022	02:00	0	0	0	0	0	0	0	0	0	0	0	0	0	0	0	0	0	0	0	0	0	0	*	*	*	*
23/08/2022	03:00	0	0	1	1	0	0	0	0	0	0	0	0	0	0	0	0	0	0	0	2	30	20 to 30	100.0	*	*	
23/08/2022	04:00	0	0	0	1	0	1	0	0	0	0	0	0	0	0	0	0	0	0	0	2	40	20 to 30	50.0	1	50.0	
23/08/2022	05:00	0	0	0	2	4	1	0	0	0	0	0	0	0	0	0	0	0	0	0	7	35	25 to 35	85.7	5	71.4	
23/08/2022	06:00	1	2	1	7	2	0	0	0	0	0	0	0	0	0	0	0	0	0	0	13	30	25 to 35	69.2	2	15.4	
23/08/2022	07:00	0	0	4	7	12	0	0	0	0	0	0	0	0	0	0	0	0	0	0	23	33.8	25 to 35	82.6	12	52.2	
23/08/2022	08:00	1	1	6	17	12	3	0	0	0	0	0	0	0	0	0	0	0	0	0	40	33.8	25 to 35	72.5	15	37.5	
23/08/2022	09:00	0	2	7	11	6	0	0	0	0	0	0	0	0	0	0	0	0	0	0	26	31.7	20 to 30	69.2	6	23.1	
23/08/2022	10:00	1	1	11	18	8	0	0	0	0	0	0	0	0	0	0	0	0	0	0	39	31.2	20 to 30	74.4	8	20.5	
23/08/2022	11:00	2	1	12	20	6	1	0	0	0	0	0	0	0	0	0	0	0	0	0	42	30.8	20 to 30	76.2	7	16.7	
23/08/2022	12:00	0	1	9	19	6	0	0	0	0	0	0	0	0	0	0	0	0	0	0	35	30.8	20 to 30	80.0	6	17.1	
23/08/2022	13:00	1	2	15	27	6	3	0	0	0	0	0	0	0	0	0	0	0	0	0	54	30.8	20 to 30	77.8	9	16.7	
23/08/2022	14:00	0	0	9	21	14	0	0	0	0	0	0	0	0	0	0	0	0	0	0	44	32.5	25 to 35	79.5	14	31.8	
23/08/2022	15:00	6	5	18	28	9	0	0	0	0	0	0	0	0	0	0	0	0	0	0	66	29.8	20 to 30	69.7	9	13.6	
23/08/2022	16:00	2	2	14	20	11	5	0	0	0	0	0	0	0	0	0	0	0	0	0	54	33.6	20 to 30	63.0	16	29.6	
23/08/2022	17:00	1	1	5	31	20	3	0	0	0	0	0	0	0	0	0	0	0	0	0	61	33.5	25 to 35	83.6	23	37.7	
23/08/2022	18:00	0	1	7	22	16	1	0	0	0	0	0	0	0	0	0	0	0	0	0	47	33.1	25 to 35	80.9	17	36.2	
23/08/2022	19:00	0	1	4	16	7	0	0	0	0	0	0	0	0	0	0	0	0	0	0	28	32.1	25 to 35	82.1	7	25.0	
23/08/2022	20:00	2	2	2	15	1	0	1	0	0	0	0	0	0	0	0	0	0	0	0	23	29.7	20 to 30	73.9	2	8.7	
23/08/2022	21:00	0	0	2	6	4	0	0	0	0	0	0	0	0	0	0	0	0	0	0	12	32.5	25 to 35	83.3	4	33.3	
23/08/2022	22:00	0	0	0	9	8	0	0	0	0	0	0	0	0	0	0	0	0	0	0	17	33.1	25 to 35	100.0	8	47.1	
23/08/2022	23:00	0	0	0	2	1	1	1	0	0	0	0	0	0	0	0	0	0	0	0	5	40	25 to 35	60.0	3	60.0	
24 Hr Summary		17	22	127	300	153	19	2	0	0	0	0	0	0	0	0	0	0	0	0	640	32.5	25 to 35	70.8	174	27.2	

Incoming Histogram
 Outside Village Hall
 Hall Lane coming into the village from Long Stratton
 from Sun-Jul-17-2022-07-00-PM to Wed-Oct-05-2022-02-59-PM

Date	Starting Hr:min	<15	15 to <20	20 to <25	25 to <30	30 to <35	35 to <40	40 to <45	45 to <50	50 to <55	55 to <60	60 to <65	65 to <70	70 to <75	75 to <80	80 to <85	85 to <90	90 to <95	95 to <100	100 to >105	Total Counts	85pct Speed	10MPH Pace	% in pace	# of Speeders	% Speeders
24/08/2022	00:00	0	0	1	0	1	0	0	0	0	0	0	0	0	0	0	0	0	0	0	2	35	15 to 25	50.0	1	50.0
24/08/2022	01:00	0	0	0	0	0	0	0	0	0	0	0	0	0	0	0	0	0	0	0	0	0	*	*	*	*
24/08/2022	02:00	0	0	0	0	1	0	0	0	0	0	0	0	0	0	0	0	0	0	0	1	35	25 to 35	100.0	1	100.0
24/08/2022	03:00	0	0	0	0	1	0	0	0	0	0	0	0	0	0	0	0	0	0	0	1	35	25 to 35	100.0	1	100.0
24/08/2022	04:00	0	0	0	1	0	1	0	0	0	0	0	0	0	0	0	0	0	0	0	2	40	20 to 30	50.0	1	50.0
24/08/2022	05:00	0	0	2	1	2	0	0	0	0	0	0	0	0	0	0	0	0	0	0	5	32.5	20 to 30	60.0	2	40.0
24/08/2022	06:00	0	0	2	5	8	0	0	0	0	0	0	0	0	0	0	0	0	0	0	15	33.8	25 to 35	86.7	8	53.3
24/08/2022	07:00	0	2	0	14	13	2	0	0	0	0	0	0	0	0	0	0	0	0	0	31	33.8	25 to 35	87.1	15	48.4
24/08/2022	08:00	0	1	9	15	10	2	0	0	0	0	0	0	0	0	0	0	0	0	0	37	33	25 to 35	67.6	12	32.4
24/08/2022	09:00	1	3	16	18	8	1	0	0	0	0	0	0	0	0	0	0	0	0	0	47	31.2	20 to 30	72.3	9	19.1
24/08/2022	10:00	3	5	10	17	4	0	0	0	0	0	0	0	0	0	0	0	0	0	0	39	29.4	20 to 30	69.2	4	10.3
24/08/2022	11:00	3	3	6	24	5	0	0	0	0	0	0	0	0	0	0	0	0	0	0	41	29.8	20 to 30	73.2	5	12.2
24/08/2022	12:00	0	1	9	22	9	1	0	0	0	0	0	0	0	0	0	0	0	0	0	42	32.2	20 to 30	73.8	10	23.8
24/08/2022	13:00	1	1	6	27	11	0	1	0	0	0	0	0	0	0	0	0	0	0	0	47	32.3	25 to 35	80.9	12	25.5
24/08/2022	14:00	1	0	7	29	11	2	0	0	0	0	0	0	0	0	0	0	0	0	0	50	32.3	25 to 35	80.0	13	26.0
24/08/2022	15:00	1	3	6	32	16	2	0	0	0	0	0	0	0	0	0	0	0	0	0	60	32.8	25 to 35	80.0	18	30.0
24/08/2022	16:00	1	4	12	27	10	1	0	0	0	0	0	0	0	0	0	0	0	0	0	55	31.5	20 to 30	70.9	11	20.0
24/08/2022	17:00	0	1	8	28	20	5	0	0	0	0	0	0	0	0	0	0	0	0	0	62	34	25 to 35	77.4	25	40.3
24/08/2022	18:00	0	3	7	30	16	6	0	0	0	0	0	0	0	0	0	0	0	0	0	62	34.1	25 to 35	74.2	22	35.5
24/08/2022	19:00	1	2	8	14	7	0	0	0	0	0	0	0	0	0	0	0	0	0	0	32	31.4	20 to 30	68.8	7	21.9
24/08/2022	20:00	0	1	4	15	5	1	1	0	0	0	0	0	0	0	0	0	0	0	0	27	33	25 to 35	74.1	7	25.9
24/08/2022	21:00	0	0	3	12	2	1	1	0	0	0	0	0	0	0	0	0	0	0	0	19	32.5	20 to 30	78.9	4	21.1
24/08/2022	22:00	0	0	2	2	7	2	0	0	0	0	0	0	0	0	0	0	0	0	0	13	35	25 to 35	69.2	9	69.2
24/08/2022	23:00	0	0	0	6	0	1	1	0	0	0	0	0	0	0	0	0	0	0	0	8	40	20 to 30	75.0	2	25.0
24 Hr Summary		12	30	118	339	167	28	4	0	0	0	0	0	0	0	0	0	0	0	0	698	32.8	25 to 35	72.5	199	28.5

Incoming Histogram
 Outside Village Hall
 Hall Lane coming into the village from Long Stratton

from Sun-Jul-17-2022-07-00-PM to Wed-Oct-05-2022-02-59-PM

Date	Starting Hr:min	<15	15 to <20	20 to <25	25 to <30	30 to <35	35 to <40	40 to <45	45 to <50	50 to <55	55 to <60	60 to <65	65 to <70	70 to <75	75 to <80	80 to <85	85 to <90	90 to <95	95 to <100	100 to >105	Total Counts	85pct Speed	10MPH Pace	% in pace	# of Speeders	% Speeders	
25/08/2022	00:00	0	0	0	0	0	0	1	0	0	0	0	0	0	0	0	0	0	0	0	1	45	35 to 45	100.0	1	100.0	
25/08/2022	01:00	0	0	0	0	0	0	0	0	0	0	0	0	0	0	0	0	0	0	0	0	0	0	*	*	*	*
25/08/2022	02:00	0	0	0	0	0	0	0	0	0	0	0	0	0	0	0	0	0	0	0	0	0	0	*	*	*	*
25/08/2022	03:00	0	0	1	0	0	0	0	0	0	0	0	0	0	0	0	0	0	0	0	1	25	15 to 25	100.0	*	*	
25/08/2022	04:00	0	0	0	0	1	0	0	0	0	0	0	0	0	0	0	0	0	0	0	1	35	25 to 35	100.0	1	100.0	
25/08/2022	05:00	0	0	0	2	3	2	0	0	0	0	0	0	0	0	0	0	0	0	0	7	37.5	25 to 35	71.4	5	71.4	
25/08/2022	06:00	0	0	0	6	4	1	1	0	0	0	0	0	0	0	0	0	0	0	0	12	35	25 to 35	83.3	6	50.0	
25/08/2022	07:00	0	3	1	12	14	3	0	0	0	0	0	0	0	0	0	0	0	0	0	33	34.3	25 to 35	78.8	17	51.5	
25/08/2022	08:00	0	0	9	20	17	1	0	0	0	0	0	0	0	0	0	0	0	0	0	47	33.2	25 to 35	78.7	18	38.3	
25/08/2022	09:00	0	2	6	23	9	0	0	0	0	0	0	0	0	0	0	0	0	0	0	40	31.7	25 to 35	80.0	9	22.5	
25/08/2022	10:00	3	0	10	19	5	2	0	0	0	0	0	0	0	0	0	0	0	0	0	39	31	20 to 30	74.4	7	17.9	
25/08/2022	11:00	1	1	8	19	3	3	0	0	0	0	0	0	0	0	0	0	0	0	0	35	31.7	20 to 30	77.1	6	17.1	
25/08/2022	12:00	0	1	5	25	13	2	0	0	0	0	0	0	0	0	0	0	0	0	0	46	33.1	25 to 35	82.6	15	32.6	
25/08/2022	13:00	1	2	10	25	7	1	0	0	0	0	0	0	0	0	0	0	0	0	0	46	30.7	20 to 30	76.1	8	17.4	
25/08/2022	14:00	1	0	11	26	15	3	0	0	0	0	0	0	0	0	0	0	0	0	0	56	33.3	25 to 35	73.2	18	32.1	
25/08/2022	15:00	1	4	12	38	11	0	0	0	0	0	0	0	0	0	0	0	0	0	0	66	30.5	20 to 30	75.8	11	16.7	
25/08/2022	16:00	0	2	6	30	15	3	1	0	0	0	0	0	0	0	0	0	0	0	0	57	33.3	25 to 35	78.9	19	33.3	
25/08/2022	17:00	0	0	9	22	21	5	0	0	0	0	0	0	0	0	0	0	0	0	0	57	34	25 to 35	75.4	26	45.6	
25/08/2022	18:00	0	2	13	28	16	4	2	0	0	0	0	0	0	0	0	0	0	0	0	65	33.8	25 to 35	67.7	22	33.8	
25/08/2022	19:00	0	2	6	25	3	1	0	0	0	0	0	0	0	0	0	0	0	0	0	37	29.6	20 to 30	83.8	4	10.8	
25/08/2022	20:00	0	0	4	11	7	1	1	1	0	0	0	0	0	0	0	0	0	0	0	25	34.3	25 to 35	72.0	10	40.0	
25/08/2022	21:00	0	0	1	8	3	2	0	0	0	0	0	0	0	0	0	0	0	0	0	14	35	25 to 35	78.6	5	35.7	
25/08/2022	22:00	0	1	1	4	6	0	0	0	0	0	0	0	0	0	0	0	0	0	0	12	33.3	25 to 35	83.3	6	50.0	
25/08/2022	23:00	0	0	1	2	1	1	0	0	0	0	0	0	0	0	0	0	0	0	0	5	35	20 to 30	60.0	2	40.0	
24 Hr Summary		7	20	114	345	174	35	6	1	0	0	0	0	0	0	0	0	0	0	0	702	33.2	25 to 35	73.9	216	30.8	

Incoming Histogram
 Outside Village Hall
 Hall Lane coming into the village from Long Stratton
 from Sun-Jul-17-2022-07-00-PM to Wed-Oct-05-2022-02-59-PM

Date	Starting Hr:min	<15	15 to <20	20 to <25	25 to <30	30 to <35	35 to <40	40 to <45	45 to <50	50 to <55	55 to <60	60 to <65	65 to <70	70 to <75	75 to <80	80 to <85	85 to <90	90 to <95	95 to <100	100 to >105	Total Counts	85pct Speed	10MPH Pace	% in pace	# of Speeders	% Speeders	
26/08/2022	00:00	0	0	1	2	0	0	0	0	0	0	0	0	0	0	0	0	0	0	0	3	30	20 to 30	100.0	*	*	
26/08/2022	01:00	0	0	0	0	0	0	0	0	0	0	0	0	0	0	0	0	0	0	0	0	0	0	*	*	*	*
26/08/2022	02:00	0	0	0	0	0	0	0	0	0	0	0	0	0	0	0	0	0	0	0	0	0	0	*	*	*	*
26/08/2022	03:00	0	0	0	0	0	0	0	0	0	0	0	0	0	0	0	0	0	0	0	0	0	0	*	*	*	*
26/08/2022	04:00	0	0	0	0	1	0	0	0	0	0	0	0	0	0	0	0	0	0	0	1	35	25 to 35	100.0	1	100.0	
26/08/2022	05:00	0	0	1	1	4	1	1	0	0	0	0	0	0	0	0	0	0	0	0	8	40	25 to 35	62.5	6	75.0	
26/08/2022	06:00	0	0	1	3	5	2	0	0	0	0	0	0	0	0	0	0	0	0	0	11	35	25 to 35	72.7	7	63.6	
26/08/2022	07:00	0	1	6	11	8	6	1	0	0	0	0	0	0	0	0	0	0	0	0	33	36.7	25 to 35	57.6	15	45.5	
26/08/2022	08:00	0	1	4	13	8	0	0	0	0	0	0	0	0	0	0	0	0	0	0	26	32.5	25 to 35	80.8	8	30.8	
26/08/2022	09:00	2	1	11	16	4	0	0	0	0	0	0	0	0	0	0	0	0	0	0	34	29.7	20 to 30	79.4	4	11.8	
26/08/2022	10:00	0	0	5	13	7	1	0	0	0	0	0	0	0	0	0	0	0	0	0	26	32.9	25 to 35	76.9	8	30.8	
26/08/2022	11:00	0	2	6	23	11	0	0	0	0	0	0	0	0	0	0	0	0	0	0	42	32.3	25 to 35	81.0	11	26.2	
26/08/2022	12:00	5	4	12	23	15	1	0	1	0	0	0	0	0	0	0	0	0	0	0	61	32.7	25 to 35	62.3	17	27.9	
26/08/2022	13:00	0	2	16	24	18	0	1	0	0	0	0	0	0	0	0	0	0	0	0	61	32.8	25 to 35	68.9	19	31.1	
26/08/2022	14:00	2	1	8	24	10	0	0	0	0	0	0	0	0	0	0	0	0	0	0	45	31.5	25 to 35	75.6	10	22.2	
26/08/2022	15:00	3	5	7	23	8	2	0	0	0	0	0	0	0	0	0	0	0	0	0	48	31.9	25 to 35	64.6	10	20.8	
26/08/2022	16:00	0	2	8	39	14	4	0	0	0	0	0	0	0	0	0	0	0	0	0	67	32.9	25 to 35	79.1	18	26.9	
26/08/2022	17:00	0	2	14	32	18	7	0	0	0	0	0	0	0	0	0	0	0	0	0	73	33.9	25 to 35	68.5	25	34.2	
26/08/2022	18:00	2	3	8	24	11	4	0	0	0	0	0	0	0	0	0	0	0	0	0	52	33.2	25 to 35	67.3	15	28.8	
26/08/2022	19:00	1	3	9	16	7	1	0	0	0	0	0	0	0	0	0	0	0	0	0	37	31.4	20 to 30	67.6	8	21.6	
26/08/2022	20:00	1	3	4	15	6	3	1	0	0	0	0	0	0	0	0	0	0	0	0	33	34.2	25 to 35	63.6	10	30.3	
26/08/2022	21:00	0	0	0	5	7	0	1	0	0	0	0	0	0	0	0	0	0	0	0	13	34.3	25 to 35	92.3	8	61.5	
26/08/2022	22:00	1	0	5	13	4	0	0	0	0	0	0	0	0	0	0	0	0	0	0	23	31.2	20 to 30	78.3	4	17.4	
26/08/2022	23:00	0	0	1	2	0	0	0	0	0	0	0	0	0	0	0	0	0	0	0	3	30	20 to 30	100.0	*	*	
24 Hr Summary		17	30	127	322	166	32	5	1	0	0	0	0	0	0	0	0	0	0	0	700	33	25 to 35	69.7	204	29.1	

Incoming Histogram
 Outside Village Hall
 Hall Lane coming into the village from Long Stratton
 from Sun-Jul-17-2022-07-00-PM to Wed-Oct-05-2022-02-59-PM

Date	Starting Hr:min	<15	15 to <20	20 to <25	25 to <30	30 to <35	35 to <40	40 to <45	45 to <50	50 to <55	55 to <60	60 to <65	65 to <70	70 to <75	75 to <80	80 to <85	85 to <90	90 to <95	95 to <100	100 to >105	Total Counts	85pct Speed	10MPH Pace	% in pace	# of Speeders	% Speeders
27/08/2022	00:00	0	0	0	0	3	0	0	0	0	0	0	0	0	0	0	0	0	0	0	3	35	25 to 35	100.0	3	100.0
27/08/2022	01:00	0	0	0	1	0	0	0	0	0	0	0	0	0	0	0	0	0	0	0	1	30	20 to 30	100.0	*	*
27/08/2022	02:00	0	0	0	0	0	0	0	0	0	0	0	0	0	0	0	0	0	0	0	0	0	*	*	*	*
27/08/2022	03:00	0	0	0	0	0	0	0	0	0	0	0	0	0	0	0	0	0	0	0	0	0	*	*	*	*
27/08/2022	04:00	1	0	0	0	0	1	0	0	0	0	0	0	0	0	0	0	0	0	0	2	40	0 to 10	50.0	1	50.0
27/08/2022	05:00	0	0	0	0	2	0	0	0	0	0	0	0	0	0	0	0	0	0	0	2	35	25 to 35	100.0	2	100.0
27/08/2022	06:00	0	0	0	3	1	1	0	0	0	0	0	0	0	0	0	0	0	0	0	5	35	25 to 35	80.0	2	40.0
27/08/2022	07:00	0	0	1	5	2	1	0	0	0	0	0	0	0	0	0	0	0	0	0	9	35	25 to 35	77.8	3	33.3
27/08/2022	08:00	0	0	5	9	4	1	0	0	0	0	0	0	0	0	0	0	0	0	0	19	32.5	20 to 30	73.7	5	26.3
27/08/2022	09:00	2	0	5	16	6	0	1	0	0	0	0	0	0	0	0	0	0	0	0	30	32.5	25 to 35	73.3	7	23.3
27/08/2022	10:00	2	3	10	23	7	2	0	0	0	0	0	0	0	0	0	0	0	0	0	47	31.4	20 to 30	70.2	9	19.1
27/08/2022	11:00	3	2	14	18	11	0	0	0	0	0	0	0	0	0	0	0	0	0	0	48	31.8	20 to 30	66.7	11	22.9
27/08/2022	12:00	2	3	12	27	16	1	0	0	0	0	0	0	0	0	0	0	0	0	0	61	32.5	25 to 35	70.5	17	27.9
27/08/2022	13:00	1	0	8	17	8	2	0	0	0	0	0	0	0	0	0	0	0	0	0	36	33.1	20 to 30	69.4	10	27.8
27/08/2022	14:00	0	1	10	18	20	1	0	0	0	0	0	0	0	0	0	0	0	0	0	50	33.2	25 to 35	76.0	21	42.0
27/08/2022	15:00	1	1	3	20	11	9	0	0	0	0	0	0	0	0	0	0	0	0	0	45	36.1	25 to 35	68.9	20	44.4
27/08/2022	16:00	0	3	12	25	12	2	0	0	0	0	0	0	0	0	0	0	0	0	0	54	32.5	20 to 30	68.5	14	25.9
27/08/2022	17:00	3	2	11	25	16	4	0	0	0	0	0	0	0	0	0	0	0	0	0	61	33.4	25 to 35	67.2	20	32.8
27/08/2022	18:00	0	1	3	20	8	3	0	0	0	0	0	0	0	0	0	0	0	0	0	35	33.8	25 to 35	80.0	11	31.4
27/08/2022	19:00	0	1	3	22	6	0	1	0	0	0	0	0	0	0	0	0	0	0	0	33	31.7	25 to 35	84.8	7	21.2
27/08/2022	20:00	0	0	4	8	5	5	0	0	0	0	0	0	0	0	0	0	0	0	0	22	37	25 to 35	59.1	10	45.5
27/08/2022	21:00	0	0	3	5	2	3	2	0	0	0	0	0	0	0	0	0	0	0	0	15	40	20 to 30	53.3	7	46.7
27/08/2022	22:00	0	0	2	12	2	0	1	0	0	0	0	0	0	0	0	0	0	0	0	17	30	20 to 30	82.4	3	17.6
27/08/2022	23:00	0	1	2	0	3	2	0	0	0	0	0	0	0	0	0	0	0	0	0	8	37.5	30 to 40	62.5	5	62.5
24 Hr Summary		15	18	108	274	145	38	5	0	0	0	0	0	0	0	0	0	0	0	0	603	33.4	25 to 35	69.5	188	31.2

Incoming Histogram
 Outside Village Hall
 Hall Lane coming into the village from Long Stratton
 from Sun-Jul-17-2022-07-00-PM to Wed-Oct-05-2022-02-59-PM

Date	Starting Hr:min	<15	15 to <20	20 to <25	25 to <30	30 to <35	35 to <40	40 to <45	45 to <50	50 to <55	55 to <60	60 to <65	65 to <70	70 to <75	75 to <80	80 to <85	85 to <90	90 to <95	95 to <100	100 to >105	Total Counts	85pct Speed	10MPH Pace	% in pace	# of Speeders	% Speeders
28/08/2022	00:00	0	0	0	5	3	1	0	0	0	0	0	0	0	0	0	0	0	0	0	9	35	25 to 35	88.9	4	44.4
28/08/2022	01:00	0	0	1	0	0	0	0	0	0	0	0	0	0	0	0	0	0	0	0	1	25	15 to 25	100.0	*	*
28/08/2022	02:00	0	0	0	4	1	0	0	0	0	0	0	0	0	0	0	0	0	0	0	5	30	25 to 35	100.0	1	20.0
28/08/2022	03:00	0	0	0	0	0	1	0	0	0	0	0	0	0	0	0	0	0	0	0	1	40	30 to 40	100.0	1	100.0
28/08/2022	04:00	0	0	0	2	0	1	0	0	0	0	0	0	0	0	0	0	0	0	0	3	40	20 to 30	66.7	1	33.3
28/08/2022	05:00	0	0	0	2	2	1	0	0	0	0	0	0	0	0	0	0	0	0	0	5	35	25 to 35	80.0	3	60.0
28/08/2022	06:00	0	0	0	1	1	0	0	0	0	0	0	0	0	0	0	0	0	0	0	2	35	25 to 35	100.0	1	50.0
28/08/2022	07:00	0	1	1	4	2	0	0	0	0	0	0	0	0	0	0	0	0	0	0	8	32.5	25 to 35	75.0	2	25.0
28/08/2022	08:00	0	0	0	2	4	2	0	0	0	0	0	0	0	0	0	0	0	0	0	8	37.5	25 to 35	75.0	6	75.0
28/08/2022	09:00	0	4	3	7	8	1	1	0	0	0	0	0	0	0	0	0	0	0	0	24	33.8	25 to 35	62.5	10	41.7
28/08/2022	10:00	1	2	3	19	14	0	0	0	0	0	0	0	0	0	0	0	0	0	0	39	32.9	25 to 35	84.6	14	35.9
28/08/2022	11:00	1	4	10	19	4	1	0	0	0	0	0	0	0	0	0	0	0	0	0	39	29.7	20 to 30	74.4	5	12.8
28/08/2022	12:00	0	3	11	29	18	1	0	0	0	0	0	0	0	0	0	0	0	0	0	62	32.8	25 to 35	75.8	19	30.6
28/08/2022	13:00	0	3	3	17	11	2	1	0	0	0	0	0	0	0	0	0	0	0	0	37	33.6	25 to 35	75.7	14	37.8
28/08/2022	14:00	1	0	12	18	11	1	0	0	0	0	0	0	0	0	0	0	0	0	0	43	32.7	20 to 30	69.8	12	27.9
28/08/2022	15:00	0	0	4	21	12	2	0	0	0	0	0	0	0	0	0	0	0	0	0	39	33.3	25 to 35	84.6	14	35.9
28/08/2022	16:00	0	1	10	21	13	1	0	0	0	0	0	0	0	0	0	0	0	0	0	46	32.7	25 to 35	73.9	14	30.4
28/08/2022	17:00	0	3	4	22	10	3	0	0	0	0	0	0	0	0	0	0	0	0	0	42	33.5	25 to 35	76.2	13	31.0
28/08/2022	18:00	2	0	5	7	8	5	0	0	0	0	0	0	0	0	0	0	0	0	0	27	36	25 to 35	55.6	13	48.1
28/08/2022	19:00	0	1	1	12	14	1	0	0	0	0	0	0	0	0	0	0	0	0	0	29	33.9	25 to 35	89.7	15	51.7
28/08/2022	20:00	0	0	3	10	3	0	1	0	0	0	0	0	0	0	0	0	0	0	0	17	31.7	20 to 30	76.5	4	23.5
28/08/2022	21:00	0	0	0	7	3	0	0	1	0	0	0	0	0	0	0	0	0	0	0	11	33.3	25 to 35	90.9	4	36.4
28/08/2022	22:00	0	0	0	4	0	0	0	0	0	0	0	0	0	0	0	0	0	0	0	4	28.8	20 to 30	100.0	*	*
28/08/2022	23:00	0	0	2	2	2	1	0	0	0	0	0	0	0	0	0	0	0	0	0	7	35	20 to 30	57.1	3	42.9
24 Hr Summary		5	22	73	235	144	25	3	1	0	0	0	0	0	0	0	0	0	0	0	508	33.4	25 to 35	74.6	173	34.1

Incoming Histogram
 Outside Village Hall
 Hall Lane coming into the village from Long Stratton
 from Sun-Jul-17-2022-07-00-PM to Wed-Oct-05-2022-02-59-PM

Date	Starting Hr:min	<15	15 to <20	20 to <25	25 to <30	30 to <35	35 to <40	40 to <45	45 to <50	50 to <55	55 to <60	60 to <65	65 to <70	70 to <75	75 to <80	80 to <85	85 to <90	90 to <95	95 to <100	100 to >105	Total Counts	85pct Speed	10MPH Pace	% in pace	# of Speeders	% Speeders
29/08/2022	00:00	0	0	0	1	1	0	0	0	0	0	0	0	0	0	0	0	0	0	0	2	35	25 to 35	100.0	1	50.0
29/08/2022	01:00	0	0	0	0	0	0	1	0	0	0	0	0	0	0	0	0	0	0	0	1	45	35 to 45	100.0	1	100.0
29/08/2022	02:00	0	0	0	0	0	0	0	0	0	0	0	0	0	0	0	0	0	0	0	0	0	*	*	*	*
29/08/2022	03:00	0	0	0	0	0	0	0	0	0	0	0	0	0	0	0	0	0	0	0	0	0	*	*	*	*
29/08/2022	04:00	1	0	0	0	0	0	0	0	0	0	0	0	0	0	0	0	0	0	0	1	10	0 to 10	100.0	*	*
29/08/2022	05:00	0	0	1	1	4	0	0	0	0	0	0	0	0	0	0	0	0	0	0	6	33.8	25 to 35	83.3	4	66.7
29/08/2022	06:00	0	1	1	1	0	0	0	0	0	0	0	0	0	0	0	0	0	0	0	3	30	15 to 25	66.7	*	*
29/08/2022	07:00	0	0	0	5	3	2	0	0	0	0	0	0	0	0	0	0	0	0	0	10	35	25 to 35	80.0	5	50.0
29/08/2022	08:00	0	0	10	18	10	1	0	0	0	0	0	0	0	0	0	0	0	0	0	39	32.5	20 to 30	71.8	11	28.2
29/08/2022	09:00	0	1	0	13	2	1	0	0	0	0	0	0	0	0	0	0	0	0	0	17	30	25 to 35	88.2	3	17.6
29/08/2022	10:00	0	0	4	11	5	2	0	0	0	0	0	0	0	0	0	0	0	0	0	22	34	25 to 35	72.7	7	31.8
29/08/2022	11:00	1	0	8	19	4	0	0	0	0	0	0	0	0	0	0	0	0	0	0	32	29.7	20 to 30	84.4	4	12.5
29/08/2022	12:00	1	4	6	18	6	0	0	0	0	0	0	0	0	0	0	0	0	0	0	35	30.8	20 to 30	68.6	6	17.1
29/08/2022	13:00	0	1	7	13	8	1	0	0	0	0	0	0	0	0	0	0	0	0	0	30	33.1	25 to 35	70.0	9	30.0
29/08/2022	14:00	1	2	5	19	6	1	0	0	0	0	0	0	0	0	0	0	0	0	0	34	31.7	25 to 35	73.5	7	20.6
29/08/2022	15:00	2	0	11	28	9	0	0	0	0	0	0	0	0	0	0	0	0	0	0	50	30.6	20 to 30	78.0	9	18.0
29/08/2022	16:00	1	0	10	14	16	1	0	0	0	0	0	0	0	0	0	0	0	0	0	42	33.4	25 to 35	71.4	17	40.5
29/08/2022	17:00	0	0	10	20	12	1	0	0	0	0	0	0	0	0	0	0	0	0	0	43	32.9	25 to 35	74.4	13	30.2
29/08/2022	18:00	0	0	9	21	6	3	1	0	0	0	0	0	0	0	0	0	0	0	0	40	33.3	20 to 30	75.0	10	25.0
29/08/2022	19:00	0	0	4	18	3	1	0	0	0	0	0	0	0	0	0	0	0	0	0	26	30	20 to 30	84.6	4	15.4
29/08/2022	20:00	0	0	8	7	3	0	0	0	0	0	0	0	0	0	0	0	0	0	0	18	30	20 to 30	83.3	3	16.7
29/08/2022	21:00	0	0	1	4	4	1	0	0	0	0	0	0	0	0	0	0	0	0	0	10	33.8	25 to 35	80.0	5	50.0
29/08/2022	22:00	0	0	0	5	2	0	0	0	0	0	0	0	0	0	0	0	0	0	0	7	32.5	25 to 35	100.0	2	28.6
29/08/2022	23:00	0	0	0	1	2	0	0	0	0	0	0	0	0	0	0	0	0	0	0	3	35	25 to 35	100.0	2	66.7
24 Hr Summary		7	9	95	237	106	15	2	0	0	0	0	0	0	0	0	0	0	0	0	471	32.5	25 to 35	72.8	123	26.1

Incoming Histogram
 Outside Village Hall
 Hall Lane coming into the village from Long Stratton
 from Sun-Jul-17-2022-07-00-PM to Wed-Oct-05-2022-02-59-PM

Date	Starting Hr:min	<15	15 to <20	20 to <25	25 to <30	30 to <35	35 to <40	40 to <45	45 to <50	50 to <55	55 to <60	60 to <65	65 to <70	70 to <75	75 to <80	80 to <85	85 to <90	90 to <95	95 to <100	100 to >105	Total Counts	85pct Speed	10MPH Pace	% in pace	# of Speeders	% Speeders
30/08/2022	00:00	0	0	0	0	2	0	0	0	0	0	0	0	0	0	0	0	0	0	0	2	35	25 to 35	100.0	2	100.0
30/08/2022	01:00	0	0	0	0	0	0	0	0	0	0	0	0	0	0	0	0	0	0	0	0	0	*	*	*	*
30/08/2022	02:00	0	0	0	0	0	0	0	0	0	0	0	0	0	0	0	0	0	0	0	0	0	*	*	*	*
30/08/2022	03:00	0	0	0	0	1	0	0	0	0	0	0	0	0	0	0	0	0	0	0	1	35	25 to 35	100.0	1	100.0
30/08/2022	04:00	0	0	0	0	1	0	0	0	0	0	0	0	0	0	0	0	0	0	0	1	35	25 to 35	100.0	1	100.0
30/08/2022	05:00	0	1	3	5	4	0	0	0	0	0	0	0	0	0	0	0	0	0	0	13	32.5	25 to 35	69.2	4	30.8
30/08/2022	06:00	0	0	0	4	2	1	0	0	0	0	0	0	0	0	0	0	0	0	0	7	35	25 to 35	85.7	3	42.9
30/08/2022	07:00	1	0	5	10	6	5	0	0	0	0	0	0	0	0	0	0	0	0	0	27	36	25 to 35	59.3	11	40.7
30/08/2022	08:00	1	0	3	9	12	0	0	0	0	0	0	0	0	0	0	0	0	0	0	25	33.3	25 to 35	84.0	12	48.0
30/08/2022	09:00	2	4	8	14	11	0	0	0	0	0	0	0	0	0	0	0	0	0	0	39	32.3	25 to 35	64.1	11	28.2
30/08/2022	10:00	3	2	8	17	12	0	0	0	0	0	0	0	0	0	0	0	0	0	0	42	32.5	25 to 35	69.0	12	28.6
30/08/2022	11:00	1	3	13	22	3	2	0	0	0	0	0	0	0	0	0	0	0	0	0	44	29.5	20 to 30	79.5	5	11.4
30/08/2022	12:00	1	3	9	17	11	4	0	0	1	0	0	0	0	0	0	0	0	0	0	46	34.1	25 to 35	60.9	16	34.8
30/08/2022	13:00	1	5	12	18	11	3	0	0	0	0	0	0	0	0	0	0	0	0	0	50	32.7	20 to 30	60.0	14	28.0
30/08/2022	14:00	1	0	4	22	12	0	1	0	0	0	0	0	0	0	0	0	0	0	0	40	32.9	25 to 35	85.0	13	32.5
30/08/2022	15:00	2	4	10	28	8	2	0	0	0	0	0	0	0	0	0	0	0	0	0	54	31.2	20 to 30	70.4	10	18.5
30/08/2022	16:00	0	5	9	36	13	2	0	0	0	0	0	0	0	0	0	0	0	0	0	65	31.9	25 to 35	75.4	15	23.1
30/08/2022	17:00	2	3	12	32	12	1	0	0	0	0	0	0	0	0	0	0	0	0	0	62	31.7	20 to 30	71.0	13	21.0
30/08/2022	18:00	0	4	3	29	22	2	1	0	0	0	0	0	0	0	0	0	0	0	0	61	33.6	25 to 35	83.6	25	41.0
30/08/2022	19:00	1	2	13	16	4	1	0	0	0	0	0	0	0	0	0	0	0	0	0	37	29.7	20 to 30	78.4	5	13.5
30/08/2022	20:00	0	2	5	13	2	0	0	0	0	0	0	0	0	0	0	0	0	0	0	22	29.6	20 to 30	81.8	2	9.1
30/08/2022	21:00	0	0	0	5	5	1	0	0	0	0	0	0	0	0	0	0	0	0	0	11	34	25 to 35	90.9	6	54.5
30/08/2022	22:00	0	0	2	7	0	1	0	1	0	0	0	0	0	0	0	0	0	0	0	11	30	20 to 30	81.8	2	18.2
30/08/2022	23:00	0	0	0	2	3	1	0	0	0	0	0	0	0	0	0	0	0	0	0	6	35	25 to 35	83.3	4	66.7
24 Hr Summary		16	38	119	306	157	26	2	1	1	0	0	0	0	0	0	0	0	0	0	666	32.8	25 to 35	69.5	187	28.1

Incoming Histogram
 Outside Village Hall
 Hall Lane coming into the village from Long Stratton

from Sun-Jul-17-2022-07-00-PM to Wed-Oct-05-2022-02-59-PM

Date	Starting Hr:min	<15	15 to <20	20 to <25	25 to <30	30 to <35	35 to <40	40 to <45	45 to <50	50 to <55	55 to <60	60 to <65	65 to <70	70 to <75	75 to <80	80 to <85	85 to <90	90 to <95	95 to <100	100 to >105	Total Counts	85pct Speed	10MPH Pace	% in pace	# of Speeders	% Speeders	
31/08/2022	00:00	1	1	1	0	0	0	0	0	0	0	0	0	0	0	0	0	0	0	0	3	25	15 to 25	66.7	*	*	
31/08/2022	01:00	0	0	0	0	0	0	0	0	0	0	0	0	0	0	0	0	0	0	0	0	0	0	*	*	*	*
31/08/2022	02:00	0	0	0	0	0	0	0	0	0	0	0	0	0	0	0	0	0	0	0	0	0	0	*	*	*	*
31/08/2022	03:00	0	0	0	0	0	0	0	0	0	0	0	0	0	0	0	0	0	0	0	0	0	0	*	*	*	*
31/08/2022	04:00	0	0	0	1	2	0	0	0	0	0	0	0	0	0	0	0	0	0	0	3	35	25 to 35	100.0	2	66.7	
31/08/2022	05:00	0	0	0	5	3	0	0	0	0	0	0	0	0	0	0	0	0	0	0	8	33.3	25 to 35	100.0	3	37.5	
31/08/2022	06:00	0	0	0	3	3	2	0	0	0	0	0	0	0	0	0	0	0	0	0	8	37.5	25 to 35	75.0	5	62.5	
31/08/2022	07:00	1	1	2	15	11	2	1	0	0	0	0	0	0	0	0	0	0	0	0	33	34.1	25 to 35	78.8	14	42.4	
31/08/2022	08:00	0	0	8	10	7	1	0	0	0	0	0	0	0	0	0	0	0	0	0	26	32.9	20 to 30	69.2	8	30.8	
31/08/2022	09:00	1	6	7	14	7	1	0	0	0	0	0	0	0	0	0	0	0	0	0	36	32.1	20 to 30	58.3	8	22.2	
31/08/2022	10:00	0	3	12	11	4	0	0	0	0	0	0	0	0	0	0	0	0	0	0	30	30	20 to 30	76.7	4	13.3	
31/08/2022	11:00	3	3	13	19	5	1	0	0	0	0	0	0	0	0	0	0	0	0	0	44	29.7	20 to 30	72.7	6	13.6	
31/08/2022	12:00	3	1	9	14	10	1	0	0	0	0	0	0	0	0	0	0	0	0	0	38	32.5	25 to 35	63.2	11	28.9	
31/08/2022	13:00	1	0	7	22	9	3	0	0	0	0	0	0	0	0	0	0	0	0	0	42	33.3	25 to 35	73.8	12	28.6	
31/08/2022	14:00	0	0	11	22	15	4	0	0	0	0	0	0	0	0	0	0	0	0	0	52	33.7	25 to 35	71.2	19	36.5	
31/08/2022	15:00	0	1	5	21	11	5	0	0	0	0	0	0	0	0	0	0	0	0	0	43	34.5	25 to 35	74.4	16	37.2	
31/08/2022	16:00	2	3	11	20	14	1	1	0	0	0	0	0	0	0	0	0	0	0	0	52	32.9	25 to 35	65.4	16	30.8	
31/08/2022	17:00	0	3	12	36	10	4	1	0	0	0	0	0	0	0	0	0	0	0	0	66	32.5	20 to 30	72.7	15	22.7	
31/08/2022	18:00	1	3	11	25	16	1	0	0	0	0	0	0	0	0	0	0	0	0	0	57	32.5	25 to 35	71.9	17	29.8	
31/08/2022	19:00	1	2	3	12	11	1	0	0	0	0	0	0	0	0	0	0	0	0	0	30	33.6	25 to 35	76.7	12	40.0	
31/08/2022	20:00	0	0	6	11	2	2	0	0	0	0	0	0	0	0	0	0	0	0	0	21	32.5	20 to 30	81.0	4	19.0	
31/08/2022	21:00	0	0	0	4	8	1	0	0	0	0	0	0	0	0	0	0	0	0	0	13	34.4	25 to 35	92.3	9	69.2	
31/08/2022	22:00	0	1	1	5	2	2	0	0	0	0	0	0	0	0	0	0	0	0	0	11	35	25 to 35	63.6	4	36.4	
31/08/2022	23:00	0	0	1	1	2	2	0	0	0	0	0	0	0	0	0	0	0	0	0	6	37.5	30 to 40	66.7	4	66.7	
24 Hr Summary		14	28	120	271	152	34	3	0	0	0	0	0	0	0	0	0	0	0	0	622	33.2	25 to 35	68.0	189	30.4	

Incoming Histogram
 Outside Village Hall
 Hall Lane coming into the village from Long Stratton
 from Sun-Jul-17-2022-07-00-PM to Wed-Oct-05-2022-02-59-PM

Date	Starting Hr:min	<15	15 to <20	20 to <25	25 to <30	30 to <35	35 to <40	40 to <45	45 to <50	50 to <55	55 to <60	60 to <65	65 to <70	70 to <75	75 to <80	80 to <85	85 to <90	90 to <95	95 to <100	100 to >105	Total Counts	85pct Speed	10MPH Pace	% in pace	# of Speeders	% Speeders
01/09/2022	00:00	0	0	0	1	0	0	0	0	0	0	0	0	0	0	0	0	0	0	0	1	30	20 to 30	100.0	*	*
01/09/2022	01:00	0	0	0	0	0	0	0	0	0	0	0	0	0	0	0	0	0	0	0	0	0	*	*	*	*
01/09/2022	02:00	0	0	0	1	0	0	0	0	0	0	0	0	0	0	0	0	0	0	0	1	30	20 to 30	100.0	*	*
01/09/2022	03:00	1	0	0	1	0	0	0	0	0	0	0	0	0	0	0	0	0	0	0	2	30	0 to 10	50.0	*	*
01/09/2022	04:00	0	0	0	0	0	1	1	0	0	0	0	0	0	0	0	0	0	0	0	2	45	35 to 45	100.0	2	100.0
01/09/2022	05:00	0	0	0	2	0	1	1	0	0	0	0	0	0	0	0	0	0	0	0	4	40	20 to 30	50.0	2	50.0
01/09/2022	06:00	1	1	0	5	2	0	1	0	0	0	0	0	0	0	0	0	0	0	0	10	32.5	25 to 35	70.0	3	30.0
01/09/2022	07:00	0	0	3	11	6	3	1	0	0	0	0	0	0	0	0	0	0	0	0	24	35	25 to 35	70.8	10	41.7
01/09/2022	08:00	1	7	21	9	0	0	0	0	0	0	0	0	0	0	0	0	0	0	0	38	26.7	20 to 30	78.9	*	*
01/09/2022	09:00	2	3	16	15	3	0	0	0	0	0	0	0	0	0	0	0	0	0	0	39	29	20 to 30	79.5	3	7.7
01/09/2022	10:00	4	7	25	4	1	0	0	0	0	0	0	0	0	0	0	0	0	0	0	41	24.8	15 to 25	78.0	1	2.4
01/09/2022	11:00	1	3	18	10	1	0	0	0	0	0	0	0	0	0	0	0	0	0	0	33	28	20 to 30	84.8	1	3.0
01/09/2022	12:00	1	1	11	29	10	1	0	0	0	0	0	0	0	0	0	0	0	0	0	53	31.5	20 to 30	75.5	11	20.8
01/09/2022	13:00	3	0	13	31	12	1	0	0	0	0	0	0	0	0	0	0	0	0	0	60	31.7	20 to 30	73.3	13	21.7
01/09/2022	14:00	0	3	24	26	14	0	0	0	0	0	0	0	0	0	0	0	0	0	0	67	31.4	20 to 30	74.6	14	20.9
01/09/2022	15:00	2	5	14	26	6	0	0	0	0	0	0	0	0	0	0	0	0	0	0	53	29.6	20 to 30	75.5	6	11.3
01/09/2022	16:00	1	3	27	28	14	3	0	0	0	0	0	0	0	0	0	0	0	0	0	76	32.1	20 to 30	72.4	17	22.4
01/09/2022	17:00	0	1	7	32	19	8	0	0	0	0	0	0	0	0	0	0	0	0	0	67	34.5	25 to 35	76.1	27	40.3
01/09/2022	18:00	0	2	9	26	16	3	0	0	0	0	0	0	0	0	0	0	0	0	0	56	33.4	25 to 35	75.0	19	33.9
01/09/2022	19:00	0	0	6	23	14	1	0	0	0	0	0	0	0	0	0	0	0	0	0	44	32.9	25 to 35	84.1	15	34.1
01/09/2022	20:00	1	1	4	10	8	3	0	0	0	0	0	0	0	0	0	0	0	0	0	27	34.4	25 to 35	66.7	11	40.7
01/09/2022	21:00	0	0	2	8	5	3	0	1	0	0	0	0	0	0	0	0	0	0	0	19	36.7	25 to 35	68.4	9	47.4
01/09/2022	22:00	0	0	0	7	2	3	0	0	0	0	0	0	0	0	0	0	0	0	0	12	36.7	25 to 35	75.0	5	41.7
01/09/2022	23:00	0	0	0	1	1	0	0	0	0	0	0	0	0	0	0	0	0	0	0	2	35	25 to 35	100.0	1	50.0
24 Hr Summary		18	37	200	306	134	31	4	1	0	0	0	0	0	0	0	0	0	0	0	731	32.2	20 to 30	69.2	170	23.3

Incoming Histogram
 Outside Village Hall
 Hall Lane coming into the village from Long Stratton

from Sun-Jul-17-2022-07-00-PM to Wed-Oct-05-2022-02-59-PM

Date	Starting Hr:min	<15	15 to <20	20 to <25	25 to <30	30 to <35	35 to <40	40 to <45	45 to <50	50 to <55	55 to <60	60 to <65	65 to <70	70 to <75	75 to <80	80 to <85	85 to <90	90 to <95	95 to <100	100 to >105	Total Counts	85pct Speed	10MPH Pace	% in pace	# of Speeders	% Speeders
02/09/2022	00:00	0	0	1	2	2	0	1	0	0	0	0	0	0	0	0	0	0	0	0	6	35	25 to 35	66.7	3	50.0
02/09/2022	01:00	0	0	0	0	0	0	0	0	0	0	0	0	0	0	0	0	0	0	0	0	0	*	*	*	*
02/09/2022	02:00	0	0	0	0	0	0	0	0	0	0	0	0	0	0	0	0	0	0	0	0	0	*	*	*	*
02/09/2022	03:00	0	0	1	1	0	0	0	0	0	1	0	0	0	0	0	0	0	0	0	3	60	20 to 30	66.7	1	33.3
02/09/2022	04:00	0	0	0	0	0	0	0	0	0	0	0	0	0	0	0	0	0	0	0	0	0	*	*	*	*
02/09/2022	05:00	0	0	0	0	2	1	0	0	0	0	0	0	0	0	0	0	0	0	0	3	40	30 to 40	100.0	3	100.0
02/09/2022	06:00	0	0	0	5	3	2	0	0	0	0	0	0	0	0	0	0	0	0	0	10	35	25 to 35	80.0	5	50.0
02/09/2022	07:00	1	0	1	7	10	1	0	0	0	0	0	0	0	0	0	0	0	0	0	20	34	25 to 35	85.0	11	55.0
02/09/2022	08:00	0	1	5	16	7	0	1	0	0	0	0	0	0	0	0	0	0	0	0	30	32.9	25 to 35	76.7	8	26.7
02/09/2022	09:00	0	2	6	13	9	0	0	0	0	0	0	0	0	0	0	0	0	0	0	30	32.8	25 to 35	73.3	9	30.0
02/09/2022	10:00	2	1	5	15	10	2	0	0	0	0	0	0	0	0	0	0	0	0	0	35	33.5	25 to 35	71.4	12	34.3
02/09/2022	11:00	3	2	12	22	4	2	1	0	0	0	0	0	0	0	0	0	0	0	0	46	30	20 to 30	73.9	7	15.2
02/09/2022	12:00	1	8	11	16	4	3	0	0	0	0	0	0	0	0	0	0	0	0	0	43	31.2	20 to 30	62.8	7	16.3
02/09/2022	13:00	1	5	12	22	11	3	0	0	0	0	0	0	0	0	0	0	0	0	0	54	32.7	20 to 30	63.0	14	25.9
02/09/2022	14:00	1	0	10	22	11	0	0	0	0	0	0	0	0	0	0	0	0	0	0	44	31.8	25 to 35	75.0	11	25.0
02/09/2022	15:00	1	1	5	27	16	1	1	0	0	0	0	0	0	0	0	0	0	0	0	52	33.1	25 to 35	82.7	18	34.6
02/09/2022	16:00	1	2	7	33	18	4	0	0	0	0	0	0	0	0	0	0	0	0	0	65	33.3	25 to 35	78.5	22	33.8
02/09/2022	17:00	2	6	15	28	26	6	0	0	0	0	0	0	0	0	0	0	0	0	0	83	33.8	25 to 35	65.1	32	38.6
02/09/2022	18:00	1	3	13	35	22	2	0	0	0	0	0	0	0	0	0	0	0	0	0	76	33	25 to 35	75.0	24	31.6
02/09/2022	19:00	0	1	8	22	10	0	1	0	0	0	0	0	0	0	0	0	0	0	0	42	32.5	25 to 35	76.2	11	26.2
02/09/2022	20:00	1	1	5	17	7	2	0	0	0	0	0	0	0	0	0	0	0	0	0	33	32.9	25 to 35	72.7	9	27.3
02/09/2022	21:00	0	1	1	3	2	1	0	0	0	0	0	0	0	0	0	0	0	0	0	8	35	25 to 35	62.5	3	37.5
02/09/2022	22:00	1	1	0	8	6	0	0	0	0	0	0	0	0	0	0	0	0	0	0	16	33.3	25 to 35	87.5	6	37.5
02/09/2022	23:00	0	0	1	2	4	1	0	0	0	0	0	0	0	0	0	0	0	0	0	8	35	25 to 35	75.0	5	62.5
24 Hr Summary		16	35	119	316	184	31	5	0	0	1	0	0	0	0	0	0	0	0	0	707	33.1	25 to 35	70.7	221	31.3

Incoming Histogram
 Outside Village Hall
 Hall Lane coming into the village from Long Stratton

from Sun-Jul-17-2022-07-00-PM to Wed-Oct-05-2022-02-59-PM

Date	Starting Hr:min	<15	15 to <20	20 to <25	25 to <30	30 to <35	35 to <40	40 to <45	45 to <50	50 to <55	55 to <60	60 to <65	65 to <70	70 to <75	75 to <80	80 to <85	85 to <90	90 to <95	95 to <100	100 to >105	Total Counts	85pct Speed	10MPH Pace	% in pace	# of Speeders	% Speeders
03/09/2022	00:00	0	0	0	1	1	1	1	0	0	0	0	0	0	0	0	0	0	0	0	4	40	25 to 35	50.0	3	75.0
03/09/2022	01:00	0	0	0	2	1	0	0	0	0	0	0	0	0	0	0	0	0	0	0	3	35	25 to 35	100.0	1	33.3
03/09/2022	02:00	0	0	0	1	0	0	0	0	0	0	0	0	0	0	0	0	0	0	0	1	30	20 to 30	100.0	*	*
03/09/2022	03:00	0	0	0	0	0	0	0	0	0	0	0	0	0	0	0	0	0	0	0	0	0	*	*	*	*
03/09/2022	04:00	1	0	0	0	0	1	0	0	0	0	0	0	0	0	0	0	0	0	0	2	40	0 to 10	50.0	1	50.0
03/09/2022	05:00	0	1	0	0	2	1	0	0	0	0	0	0	0	0	0	0	0	0	0	4	35	30 to 40	75.0	3	75.0
03/09/2022	06:00	0	0	0	0	1	0	0	0	0	0	0	0	0	0	0	0	0	0	0	1	35	25 to 35	100.0	1	100.0
03/09/2022	07:00	0	0	1	8	5	1	0	0	0	0	0	0	0	0	0	0	0	0	0	15	34	25 to 35	86.7	6	40.0
03/09/2022	08:00	0	1	2	9	8	3	0	0	0	0	0	0	0	0	0	0	0	0	0	23	35	25 to 35	73.9	11	47.8
03/09/2022	09:00	1	1	3	15	10	2	0	0	0	0	0	0	0	0	0	0	0	0	0	32	33.5	25 to 35	78.1	12	37.5
03/09/2022	10:00	2	1	8	27	18	1	0	0	0	0	0	0	0	0	0	0	0	0	0	57	32.8	25 to 35	78.9	19	33.3
03/09/2022	11:00	1	0	8	14	15	3	0	0	0	0	0	0	0	0	0	0	0	0	0	41	34	25 to 35	70.7	18	43.9
03/09/2022	12:00	2	1	8	24	12	0	0	0	0	0	0	0	0	0	0	0	0	0	0	47	32.1	25 to 35	76.6	12	25.5
03/09/2022	13:00	1	4	5	26	18	1	1	0	0	0	0	0	0	0	0	0	0	0	0	56	33.3	25 to 35	78.6	20	35.7
03/09/2022	14:00	0	1	8	21	14	3	0	0	0	0	0	0	0	0	0	0	0	0	0	47	33.6	25 to 35	74.5	17	36.2
03/09/2022	15:00	0	0	4	15	7	0	0	0	0	0	0	0	0	0	0	0	0	0	0	26	32.1	25 to 35	84.6	7	26.9
03/09/2022	16:00	0	3	6	25	11	4	1	0	0	0	0	0	0	0	0	0	0	0	0	50	33.6	25 to 35	72.0	16	32.0
03/09/2022	17:00	0	1	9	23	11	1	1	0	0	0	0	0	0	0	0	0	0	0	0	46	32.7	25 to 35	73.9	13	28.3
03/09/2022	18:00	0	0	11	30	16	1	0	0	0	0	0	0	0	0	0	0	0	0	0	58	32.5	25 to 35	79.3	17	29.3
03/09/2022	19:00	1	1	7	22	10	3	1	0	0	0	0	0	0	0	0	0	0	0	0	45	33.5	25 to 35	71.1	14	31.1
03/09/2022	20:00	1	0	4	15	3	1	0	0	0	0	0	0	0	0	0	0	0	0	0	24	30	20 to 30	79.2	4	16.7
03/09/2022	21:00	1	0	0	5	4	0	0	0	0	0	0	0	0	0	0	0	0	0	0	10	32.5	25 to 35	90.0	4	40.0
03/09/2022	22:00	0	0	1	4	3	1	0	0	0	0	0	0	0	0	0	0	0	0	0	9	35	25 to 35	77.8	4	44.4
03/09/2022	23:00	0	0	1	1	1	1	0	0	0	0	0	0	0	0	0	0	0	0	0	4	35	20 to 30	50.0	2	50.0
24 Hr Summary		11	15	86	288	171	29	5	0	0	0	0	0	0	0	0	0	0	0	0	605	33.3	25 to 35	75.9	205	33.9

Incoming Histogram
 Outside Village Hall
 Hall Lane coming into the village from Long Stratton

from Sun-Jul-17-2022-07-00-PM to Wed-Oct-05-2022-02-59-PM

Date	Starting Hr:min	<15	15 to <20	20 to <25	25 to <30	30 to <35	35 to <40	40 to <45	45 to <50	50 to <55	55 to <60	60 to <65	65 to <70	70 to <75	75 to <80	80 to <85	85 to <90	90 to <95	95 to <100	100 to >105	Total Counts	85pct Speed	10MPH Pace	% in pace	# of Speeders	% Speeders
04/09/2022	00:00	0	0	1	6	3	0	0	1	0	0	0	0	0	0	0	0	0	0	0	11	33.3	25 to 35	81.8	4	36.4
04/09/2022	01:00	0	0	0	4	1	0	0	0	0	0	0	0	0	0	0	0	0	0	0	5	30	25 to 35	100.0	1	20.0
04/09/2022	02:00	0	0	1	2	0	0	0	0	0	0	0	0	0	0	0	0	0	0	0	3	30	20 to 30	100.0	*	*
04/09/2022	03:00	0	0	0	1	1	0	0	0	0	0	0	0	0	0	0	0	0	0	0	2	35	25 to 35	100.0	1	50.0
04/09/2022	04:00	0	0	1	0	0	0	0	0	0	0	0	0	0	0	0	0	0	0	0	1	25	15 to 25	100.0	*	*
04/09/2022	05:00	0	0	0	1	3	2	0	0	0	0	0	0	0	0	0	0	0	0	0	6	37.5	30 to 40	83.3	5	83.3
04/09/2022	06:00	0	0	0	0	1	0	1	0	0	0	0	0	0	0	0	0	0	0	0	2	45	25 to 35	50.0	2	100.0
04/09/2022	07:00	0	1	1	5	1	2	0	0	0	0	0	0	0	0	0	0	0	0	0	10	35	20 to 30	60.0	3	30.0
04/09/2022	08:00	1	1	0	6	4	1	0	0	0	0	0	0	0	0	0	0	0	0	0	13	33.8	25 to 35	76.9	5	38.5
04/09/2022	09:00	0	0	6	17	7	0	0	0	0	0	0	0	0	0	0	0	0	0	0	30	32.1	25 to 35	80.0	7	23.3
04/09/2022	10:00	0	0	8	17	11	1	1	0	0	0	0	0	0	0	0	0	0	0	0	38	33.2	25 to 35	73.7	13	34.2
04/09/2022	11:00	0	2	4	14	11	2	0	0	0	0	0	0	0	0	0	0	0	0	0	33	33.6	25 to 35	75.8	13	39.4
04/09/2022	12:00	0	1	4	14	16	1	0	0	0	0	0	0	0	0	0	0	0	0	0	36	33.8	25 to 35	83.3	17	47.2
04/09/2022	13:00	0	2	4	16	17	0	0	0	0	0	0	0	0	0	0	0	0	0	0	39	33.2	25 to 35	84.6	17	43.6
04/09/2022	14:00	2	1	4	20	8	2	1	0	0	0	0	0	0	0	0	0	0	0	0	38	33.1	25 to 35	73.7	11	28.9
04/09/2022	15:00	1	1	4	13	15	2	0	0	0	0	0	0	0	0	0	0	0	0	0	36	34	25 to 35	77.8	17	47.2
04/09/2022	16:00	0	1	9	12	11	2	0	0	0	0	0	0	0	0	0	0	0	0	0	35	33.6	25 to 35	65.7	13	37.1
04/09/2022	17:00	1	0	4	15	6	2	0	0	0	0	0	0	0	0	0	0	0	0	0	28	33.3	25 to 35	75.0	8	28.6
04/09/2022	18:00	0	0	5	7	13	3	3	0	0	0	0	0	0	0	0	0	0	0	0	31	36.7	25 to 35	64.5	19	61.3
04/09/2022	19:00	2	1	2	14	16	1	0	0	0	0	0	0	0	0	0	0	0	0	0	36	33.8	25 to 35	83.3	17	47.2
04/09/2022	20:00	0	0	1	12	10	0	1	0	0	0	0	0	0	0	0	0	0	0	0	24	33.5	25 to 35	91.7	11	45.8
04/09/2022	21:00	0	0	0	5	2	2	1	0	0	0	0	0	0	0	0	0	0	0	0	10	37.5	25 to 35	70.0	5	50.0
04/09/2022	22:00	0	0	0	1	4	1	1	0	0	0	0	0	0	0	0	0	0	0	0	7	40	25 to 35	71.4	6	85.7
04/09/2022	23:00	0	0	0	1	0	0	1	0	0	0	0	0	0	0	0	0	0	0	0	2	45	20 to 30	50.0	1	50.0
24 Hr Summary		7	11	59	203	161	24	10	1	0	0	0	0	0	0	0	0	0	0	0	476	33.9	25 to 35	76.5	196	41.2

Incoming Histogram
 Outside Village Hall
 Hall Lane coming into the village from Long Stratton

from Sun-Jul-17-2022-07-00-PM to Wed-Oct-05-2022-02-59-PM

Date	Starting Hr:min	<15	15 to <20	20 to <25	25 to <30	30 to <35	35 to <40	40 to <45	45 to <50	50 to <55	55 to <60	60 to <65	65 to <70	70 to <75	75 to <80	80 to <85	85 to <90	90 to <95	95 to <100	100 to >105	Total Counts	85pct Speed	10MPH Pace	% in pace	# of Speeders	% Speeders	
05/09/2022	00:00	0	0	0	0	1	0	0	0	0	0	0	0	0	0	0	0	0	0	0	1	35	25 to 35	100.0	1	100.0	
05/09/2022	01:00	0	0	0	0	0	0	0	0	0	0	0	0	0	0	0	0	0	0	0	0	0	0	*	*	*	*
05/09/2022	02:00	0	0	0	0	0	0	0	0	0	0	0	0	0	0	0	0	0	0	0	0	0	0	*	*	*	*
05/09/2022	03:00	0	0	0	1	0	0	0	0	0	0	0	0	0	0	0	0	0	0	0	1	30	20 to 30	100.0	*	*	
05/09/2022	04:00	0	0	0	0	0	0	1	0	0	0	0	0	0	0	0	0	0	0	0	1	45	35 to 45	100.0	1	100.0	
05/09/2022	05:00	0	0	0	2	3	2	0	0	0	0	0	0	0	0	0	0	0	0	0	7	37.5	25 to 35	71.4	5	71.4	
05/09/2022	06:00	0	0	2	2	3	1	0	0	0	0	0	0	0	0	0	0	0	0	0	8	35	25 to 35	62.5	4	50.0	
05/09/2022	07:00	1	1	4	13	12	1	0	0	0	0	0	0	0	0	0	0	0	0	0	32	33.3	25 to 35	78.1	13	40.6	
05/09/2022	08:00	0	1	6	22	8	1	0	0	0	0	0	0	0	0	0	0	0	0	0	38	31.9	25 to 35	78.9	9	23.7	
05/09/2022	09:00	0	3	4	14	9	0	0	0	0	0	0	0	0	0	0	0	0	0	0	30	32.8	25 to 35	76.7	9	30.0	
05/09/2022	10:00	2	2	8	22	5	0	0	0	0	0	0	0	0	0	0	0	0	0	0	39	29.8	20 to 30	76.9	5	12.8	
05/09/2022	11:00	2	1	8	19	5	2	0	0	0	0	0	0	0	0	0	0	0	0	0	37	31	20 to 30	73.0	7	18.9	
05/09/2022	12:00	0	2	17	11	5	0	0	0	0	0	0	0	0	0	0	0	0	0	0	35	30	20 to 30	80.0	5	14.3	
05/09/2022	13:00	3	1	8	14	3	1	0	0	0	0	0	0	0	0	0	0	0	0	0	30	30	20 to 30	73.3	4	13.3	
05/09/2022	14:00	0	2	7	23	9	2	0	0	0	0	0	0	0	0	0	0	0	0	0	43	32.8	25 to 35	74.4	11	25.6	
05/09/2022	15:00	0	4	10	36	12	2	1	0	0	0	0	0	0	0	0	0	0	0	0	65	32.1	25 to 35	73.8	15	23.1	
05/09/2022	16:00	0	1	15	42	14	2	0	0	0	0	0	0	0	0	0	0	0	0	0	74	31.8	20 to 30	77.0	16	21.6	
05/09/2022	17:00	0	1	14	28	18	3	0	0	0	0	0	0	0	0	0	0	0	0	0	64	33.1	25 to 35	71.9	21	32.8	
05/09/2022	18:00	0	0	3	21	18	1	2	0	0	0	0	0	0	0	0	0	0	0	0	45	33.9	25 to 35	86.7	21	46.7	
05/09/2022	19:00	0	2	4	17	6	2	1	0	0	0	0	0	0	0	0	0	0	0	0	32	33.3	25 to 35	71.9	9	28.1	
05/09/2022	20:00	0	0	3	11	8	2	0	0	0	0	0	0	0	0	0	0	0	0	0	24	33.8	25 to 35	79.2	10	41.7	
05/09/2022	21:00	0	0	5	4	2	1	0	0	0	0	0	0	0	0	0	0	0	0	0	12	32.5	20 to 30	75.0	3	25.0	
05/09/2022	22:00	0	0	2	6	2	1	0	0	0	0	0	0	0	0	0	0	0	0	0	11	32.5	20 to 30	72.7	3	27.3	
05/09/2022	23:00	0	0	1	3	4	1	0	0	0	0	0	0	0	0	0	0	0	0	0	9	35	25 to 35	77.8	5	55.6	
24 Hr Summary		8	21	121	311	147	25	5	0	0	0	0	0	0	0	0	0	0	0	0	638	32.8	25 to 35	71.8	177	27.7	

Incoming Histogram
 Outside Village Hall
 Hall Lane coming into the village from Long Stratton

from Sun-Jul-17-2022-07-00-PM to Wed-Oct-05-2022-02-59-PM

Date	Starting Hr:min	<15	15 to <20	20 to <25	25 to <30	30 to <35	35 to <40	40 to <45	45 to <50	50 to <55	55 to <60	60 to <65	65 to <70	70 to <75	75 to <80	80 to <85	85 to <90	90 to <95	95 to <100	100 to >105	Total Counts	85pct Speed	10MPH Pace	% in pace	# of Speeders	% Speeders	
06/09/2022	00:00	0	0	0	0	0	0	0	0	0	0	0	0	0	0	0	0	0	0	0	0	0	0	*	*	*	*
06/09/2022	01:00	0	0	0	1	0	0	0	0	0	0	0	0	0	0	0	0	0	0	0	0	1	30	20 to 30	100.0	*	*
06/09/2022	02:00	0	0	0	0	0	0	0	0	0	0	0	0	0	0	0	0	0	0	0	0	0	0	*	*	*	*
06/09/2022	03:00	0	0	0	0	0	0	0	0	0	0	0	0	0	0	0	0	0	0	0	0	0	0	*	*	*	*
06/09/2022	04:00	0	0	0	0	0	1	0	0	0	0	0	0	0	0	0	0	0	0	0	0	1	40	30 to 40	100.0	1	100.0
06/09/2022	05:00	0	0	2	1	1	1	0	0	0	0	0	0	0	0	0	0	0	0	0	0	5	35	20 to 30	60.0	2	40.0
06/09/2022	06:00	0	0	0	4	6	1	0	0	0	0	0	0	0	0	0	0	0	0	0	0	11	34.2	25 to 35	90.9	7	63.6
06/09/2022	07:00	0	1	5	19	7	0	0	0	0	0	0	0	0	0	0	0	0	0	0	0	32	31.4	25 to 35	81.3	7	21.9
06/09/2022	08:00	2	0	3	24	8	0	0	0	0	0	0	0	0	0	0	0	0	0	0	0	37	31.2	25 to 35	86.5	8	21.6
06/09/2022	09:00	3	1	8	25	9	1	1	0	0	0	0	0	0	0	0	0	0	0	0	0	48	32.2	25 to 35	70.8	11	22.9
06/09/2022	10:00	0	0	8	16	11	1	0	0	0	0	0	0	0	0	0	0	0	0	0	0	36	33.2	25 to 35	75.0	12	33.3
06/09/2022	11:00	0	1	12	23	10	1	0	0	0	0	0	0	0	0	0	0	0	0	0	0	47	32	20 to 30	74.5	11	23.4
06/09/2022	12:00	1	2	5	16	15	1	0	0	0	0	0	0	0	0	0	0	0	0	0	0	40	33.3	25 to 35	77.5	16	40.0
06/09/2022	13:00	1	2	4	28	9	0	0	0	0	0	0	0	0	0	0	0	0	0	0	0	44	31.1	25 to 35	84.1	9	20.5
06/09/2022	14:00	1	0	1	26	20	1	0	0	0	0	0	0	0	0	0	0	0	0	0	0	49	33.5	25 to 35	93.9	21	42.9
06/09/2022	15:00	0	1	8	36	19	4	0	0	0	0	0	0	0	0	0	0	0	0	0	0	68	33.4	25 to 35	80.9	23	33.8
06/09/2022	16:00	0	4	5	27	20	2	0	0	0	0	0	0	0	0	0	0	0	0	0	0	58	33.2	25 to 35	81.0	22	37.9
06/09/2022	17:00	1	2	13	28	25	1	0	0	0	0	0	0	0	0	0	0	0	0	0	0	70	33.2	25 to 35	75.7	26	37.1
06/09/2022	18:00	0	3	13	23	14	0	0	0	0	0	0	0	0	0	0	0	0	0	0	0	53	32.1	25 to 35	69.8	14	26.4
06/09/2022	19:00	1	3	7	14	7	1	0	0	0	0	0	0	0	0	0	0	0	0	0	0	33	32.1	20 to 30	63.6	8	24.2
06/09/2022	20:00	1	1	3	13	5	1	0	0	0	0	0	0	0	0	0	0	0	0	0	0	24	32	25 to 35	75.0	6	25.0
06/09/2022	21:00	0	0	2	7	4	2	0	0	0	0	0	0	0	0	0	0	0	0	0	0	15	35	25 to 35	73.3	6	40.0
06/09/2022	22:00	0	0	1	2	1	0	0	0	0	0	0	0	0	0	0	0	0	0	0	0	4	30	20 to 30	75.0	1	25.0
06/09/2022	23:00	0	0	1	0	1	1	0	0	0	0	0	0	0	0	0	0	0	0	0	0	3	40	30 to 40	66.7	2	66.7
24 Hr Summary		11	21	101	333	192	20	1	0	0	0	0	0	0	0	0	0	0	0	0	679	32.9	25 to 35	77.3	213	31.4	

Incoming Histogram
 Outside Village Hall
 Hall Lane coming into the village from Long Stratton
 from Sun-Jul-17-2022-07-00-PM to Wed-Oct-05-2022-02-59-PM

Date	Starting Hr:min	<15	15 to <20	20 to <25	25 to <30	30 to <35	35 to <40	40 to <45	45 to <50	50 to <55	55 to <60	60 to <65	65 to <70	70 to <75	75 to <80	80 to <85	85 to <90	90 to <95	95 to <100	100 to >105	Total Counts	85pct Speed	10MPH Pace	% in pace	# of Speeders	% Speeders
07/09/2022	00:00	0	0	0	0	1	1	0	0	0	0	0	0	0	0	0	0	0	0	0	2	40	30 to 40	100.0	2	100.0
07/09/2022	01:00	0	0	0	0	0	0	0	0	0	0	0	0	0	0	0	0	0	0	0	0	0	*	*	*	*
07/09/2022	02:00	0	0	0	1	0	0	0	0	0	0	0	0	0	0	0	0	0	0	0	1	30	20 to 30	100.0	*	*
07/09/2022	03:00	0	0	0	1	0	0	0	0	0	0	0	0	0	0	0	0	0	0	0	1	30	20 to 30	100.0	*	*
07/09/2022	04:00	0	0	0	0	0	1	1	0	0	0	0	0	0	0	0	0	0	0	0	2	45	35 to 45	100.0	2	100.0
07/09/2022	05:00	0	1	0	1	3	1	0	0	0	0	0	0	0	0	0	0	0	0	0	6	35	25 to 35	66.7	4	66.7
07/09/2022	06:00	1	0	1	2	3	1	1	0	0	0	0	0	0	0	0	0	0	0	0	9	40	25 to 35	55.6	5	55.6
07/09/2022	07:00	0	0	0	13	11	4	1	0	0	0	0	0	0	0	0	0	0	0	0	29	36.2	25 to 35	82.8	16	55.2
07/09/2022	08:00	2	2	16	15	11	2	0	0	0	0	0	0	0	0	0	0	0	0	0	48	32.7	20 to 30	64.6	13	27.1
07/09/2022	09:00	0	3	3	20	11	1	0	0	0	0	0	0	0	0	0	0	0	0	0	38	32.7	25 to 35	81.6	12	31.6
07/09/2022	10:00	1	2	5	10	6	2	0	0	0	0	0	0	0	0	0	0	0	0	0	26	33.3	25 to 35	61.5	8	30.8
07/09/2022	11:00	2	0	11	17	11	1	0	0	0	0	0	0	0	0	0	0	0	0	0	42	32.7	20 to 30	66.7	12	28.6
07/09/2022	12:00	1	5	10	24	6	0	1	0	0	0	0	0	0	0	0	0	0	0	0	47	30	20 to 30	72.3	7	14.9
07/09/2022	13:00	0	3	8	19	13	2	1	0	0	0	0	0	0	0	0	0	0	0	0	46	33.5	25 to 35	69.6	16	34.8
07/09/2022	14:00	0	1	10	23	5	2	0	0	0	0	0	0	0	0	0	0	0	0	0	41	31	20 to 30	80.5	7	17.1
07/09/2022	15:00	1	3	16	37	8	0	0	0	0	0	0	0	0	0	0	0	0	0	0	65	29.7	20 to 30	81.5	8	12.3
07/09/2022	16:00	1	8	14	35	9	1	0	0	0	0	0	0	0	0	0	0	0	0	0	68	30	20 to 30	72.1	10	14.7
07/09/2022	17:00	1	7	14	30	4	0	0	0	0	0	0	0	0	0	0	0	0	0	0	56	29.3	20 to 30	78.6	4	7.1
07/09/2022	18:00	1	2	10	26	15	1	0	0	0	0	0	0	0	0	0	0	0	0	0	55	32.7	25 to 35	74.5	16	29.1
07/09/2022	19:00	0	1	6	23	12	2	0	0	0	0	0	0	0	0	0	0	0	0	0	44	32.9	25 to 35	79.5	14	31.8
07/09/2022	20:00	1	5	6	10	8	0	0	0	0	0	0	0	0	0	0	0	0	0	0	30	32.5	25 to 35	60.0	8	26.7
07/09/2022	21:00	0	0	3	5	0	1	1	0	0	0	0	0	0	0	0	0	0	0	0	10	30	20 to 30	80.0	2	20.0
07/09/2022	22:00	0	1	0	4	4	0	0	0	0	0	0	0	0	0	0	0	0	0	0	9	33.8	25 to 35	88.9	4	44.4
07/09/2022	23:00	0	0	0	0	3	1	1	0	0	0	0	0	0	0	0	0	0	0	0	5	40	30 to 40	80.0	5	100.0
24 Hr Summary		12	44	133	316	144	24	7	0	0	0	0	0	0	0	0	0	0	0	0	680	32.5	25 to 35	67.6	175	25.7

Incoming Histogram

Outside Village Hall

from Sun-Jul-17-2022-07-00-PM to Wed-Oct-05-2022-02-59-PM

Hall Lane coming into the village from Long Stratton

Date	Starting Hr:min	<15	15 to <20	20 to <25	25 to <30	30 to <35	35 to <40	40 to <45	45 to <50	50 to <55	55 to <60	60 to <65	65 to <70	70 to <75	75 to <80	80 to <85	85 to <90	90 to <95	95 to <100	100 to >105	Total Counts	85pct Speed	10MPH Pace	% in pace	# of Speeders	% Speeders
08/09/2022	00:00	0	0	0	0	1	0	0	0	0	0	0	0	0	0	0	0	0	0	0	1	35	25 to 35	100.0	1	100.0
08/09/2022	01:00	0	0	0	0	0	0	0	0	0	0	0	0	0	0	0	0	0	0	0	0	0	*	*	*	*
08/09/2022	02:00	0	0	0	0	0	0	0	0	0	0	0	0	0	0	0	0	0	0	0	0	0	*	*	*	*
08/09/2022	03:00	0	0	0	0	0	0	0	0	0	0	0	0	0	0	0	0	0	0	0	0	0	*	*	*	*
08/09/2022	04:00	0	1	1	0	0	0	0	0	0	0	0	0	0	0	0	0	0	0	0	2	25	15 to 25	100.0	*	*
08/09/2022	05:00	0	0	1	1	2	1	0	0	0	0	0	0	0	0	0	0	0	0	0	5	35	25 to 35	60.0	3	60.0
08/09/2022	06:00	0	1	1	3	0	0	0	0	0	0	0	0	0	0	0	0	0	0	0	5	28.3	20 to 30	80.0	*	*
08/09/2022	07:00	0	1	4	20	8	1	0	0	0	0	0	0	0	0	0	0	0	0	0	34	32.5	25 to 35	82.4	9	26.5
08/09/2022	08:00	3	0	12	27	10	4	0	0	0	0	0	0	0	0	0	0	0	0	0	56	33	20 to 30	69.6	14	25.0
08/09/2022	09:00	1	3	14	22	6	2	0	0	0	0	0	0	0	0	0	0	0	0	0	48	30.8	20 to 30	75.0	8	16.7
08/09/2022	10:00	0	2	10	30	9	1	0	0	0	0	0	0	0	0	0	0	0	0	0	52	31.1	20 to 30	76.9	10	19.2
08/09/2022	11:00	0	2	13	25	9	1	0	0	0	0	0	0	0	0	0	0	0	0	0	50	31.1	20 to 30	76.0	10	20.0
08/09/2022	12:00	1	1	5	22	8	0	0	0	0	0	0	0	0	0	0	0	0	0	0	37	31.2	25 to 35	81.1	8	21.6
08/09/2022	13:00	1	1	6	20	10	1	0	0	0	0	0	0	0	0	0	0	0	0	0	39	32.5	25 to 35	76.9	11	28.2
08/09/2022	14:00	1	1	8	29	10	1	0	0	0	0	0	0	0	0	0	0	0	0	0	50	31.5	25 to 35	78.0	11	22.0
08/09/2022	15:00	1	6	8	27	11	3	2	0	0	0	0	0	0	0	0	0	0	0	0	58	33.2	25 to 35	65.5	16	27.6
08/09/2022	16:00	1	2	9	30	20	2	0	0	0	0	0	0	0	0	0	0	0	0	0	64	33	25 to 35	78.1	22	34.4
08/09/2022	17:00	1	0	7	27	22	1	0	0	0	0	0	0	0	0	0	0	0	0	0	58	33.2	25 to 35	84.5	23	39.7
08/09/2022	18:00	7	7	7	16	7	2	1	0	0	0	0	0	0	0	0	0	0	0	0	47	32.1	20 to 30	48.9	10	21.3
08/09/2022	19:00	5	8	9	0	0	0	0	0	0	0	0	0	0	0	0	0	0	0	0	22	23.3	15 to 25	77.3	*	*
08/09/2022	20:00	0	5	4	1	0	0	0	0	0	0	0	0	0	0	0	0	0	0	0	10	23.8	15 to 25	90.0	*	*
08/09/2022	21:00	1	2	4	4	1	1	0	0	0	0	0	0	0	0	0	0	0	0	0	13	30	20 to 30	61.5	2	15.4
08/09/2022	22:00	0	1	3	8	7	0	0	0	0	0	0	0	0	0	0	0	0	0	0	19	32.9	25 to 35	78.9	7	36.8
08/09/2022	23:00	0	0	0	2	1	0	1	0	0	0	0	0	0	0	0	0	0	0	0	4	35	25 to 35	75.0	2	50.0
24 Hr Summary		23	44	126	314	142	21	4	0	0	0	0	0	0	0	0	0	0	0	0	674	32.3	25 to 35	67.7	167	24.8

Incoming Histogram
 Outside Village Hall
 Hall Lane coming into the village from Long Stratton

from Sun-Jul-17-2022-07-00-PM to Wed-Oct-05-2022-02-59-PM

Date	Starting Hr:min	<15	15 to <20	20 to <25	25 to <30	30 to <35	35 to <40	40 to <45	45 to <50	50 to <55	55 to <60	60 to <65	65 to <70	70 to <75	75 to <80	80 to <85	85 to <90	90 to <95	95 to <100	100 to >105	Total Counts	85pct Speed	10MPH Pace	% in pace	# of Speeders	% Speeders
09/09/2022	00:00	0	0	0	1	0	0	0	0	0	0	0	0	0	0	0	0	0	0	0	1	30	20 to 30	100.0	*	*
09/09/2022	01:00	0	0	0	1	0	0	0	0	0	0	0	0	0	0	0	0	0	0	0	1	30	20 to 30	100.0	*	*
09/09/2022	02:00	0	0	0	0	0	0	0	0	0	0	0	0	0	0	0	0	0	0	0	0	0	*	*	*	*
09/09/2022	03:00	1	0	0	0	1	0	0	0	0	0	0	0	0	0	0	0	0	0	0	2	35	0 to 10	50.0	1	50.0
09/09/2022	04:00	0	0	0	0	0	0	0	0	0	0	0	0	0	0	0	0	0	0	0	0	0	*	*	*	*
09/09/2022	05:00	0	1	0	0	2	0	0	0	0	0	0	0	0	0	0	0	0	0	0	3	35	25 to 35	66.7	2	66.7
09/09/2022	06:00	0	0	2	5	3	0	0	0	0	0	0	0	0	0	0	0	0	0	0	10	31.7	25 to 35	80.0	3	30.0
09/09/2022	07:00	0	1	2	17	9	2	0	0	0	0	0	0	0	0	0	0	0	0	0	31	33.3	25 to 35	83.9	11	35.5
09/09/2022	08:00	0	4	8	22	9	0	0	0	0	0	0	0	0	0	0	0	0	0	0	43	31.7	25 to 35	72.1	9	20.9
09/09/2022	09:00	1	0	5	15	13	2	0	0	0	0	0	0	0	0	0	0	0	0	0	36	33.8	25 to 35	77.8	15	41.7
09/09/2022	10:00	3	4	11	28	7	1	0	0	0	0	0	0	0	0	0	0	0	0	0	54	30	20 to 30	72.2	8	14.8
09/09/2022	11:00	0	2	8	32	12	4	0	0	0	0	0	0	0	0	0	0	0	0	0	58	32.9	25 to 35	75.9	16	27.6
09/09/2022	12:00	0	0	7	32	29	3	0	0	0	0	0	0	0	0	0	0	0	0	0	71	33.6	25 to 35	85.9	32	45.1
09/09/2022	13:00	2	0	7	41	12	2	0	0	0	0	0	0	0	0	0	0	0	0	0	64	31.7	25 to 35	82.8	14	21.9
09/09/2022	14:00	0	1	14	29	25	5	0	0	0	0	0	0	0	0	0	0	0	0	0	74	33.8	25 to 35	73.0	30	40.5
09/09/2022	15:00	2	4	14	44	28	3	2	0	0	0	0	0	0	0	0	0	0	0	0	97	33.2	25 to 35	74.2	33	34.0
09/09/2022	16:00	1	0	6	35	33	5	1	0	0	0	0	0	0	0	0	0	0	0	0	81	34.1	25 to 35	84.0	39	48.1
09/09/2022	17:00	0	1	20	31	22	3	1	0	0	0	0	0	0	0	0	0	0	0	0	78	33.2	25 to 35	67.9	26	33.3
09/09/2022	18:00	0	1	12	28	24	1	0	0	0	0	0	0	0	0	0	0	0	0	0	66	33.1	25 to 35	78.8	25	37.9
09/09/2022	19:00	0	0	11	30	13	3	1	0	0	0	0	0	0	0	0	0	0	0	0	58	33.1	25 to 35	74.1	17	29.3
09/09/2022	20:00	1	0	6	9	9	2	1	0	0	0	0	0	0	0	0	0	0	0	0	28	34.4	25 to 35	64.3	12	42.9
09/09/2022	21:00	0	0	3	5	5	0	0	0	0	0	0	0	0	0	0	0	0	0	0	13	33	25 to 35	76.9	5	38.5
09/09/2022	22:00	0	1	2	8	4	2	0	1	0	0	0	0	0	0	0	0	0	0	0	18	35	25 to 35	66.7	7	38.9
09/09/2022	23:00	0	0	0	3	1	2	0	0	0	0	0	0	0	0	0	0	0	0	0	6	37.5	25 to 35	66.7	3	50.0
24 Hr Summary		11	20	138	416	261	40	6	1	0	0	0	0	0	0	0	0	0	0	0	893	33.3	25 to 35	75.8	308	34.5

Incoming Histogram
 Outside Village Hall
 Hall Lane coming into the village from Long Stratton

from Sun-Jul-17-2022-07-00-PM to Wed-Oct-05-2022-02-59-PM

Date	Starting Hr:min	<15	15 to <20	20 to <25	25 to <30	30 to <35	35 to <40	40 to <45	45 to <50	50 to <55	55 to <60	60 to <65	65 to <70	70 to <75	75 to <80	80 to <85	85 to <90	90 to <95	95 to <100	100 to >105	Total Counts	85pct Speed	10MPH Pace	% in pace	# of Speeders	% Speeders
10/09/2022	00:00	0	0	0	0	1	1	0	0	0	0	0	0	0	0	0	0	0	0	0	2	40	30 to 40	100.0	2	100.0
10/09/2022	01:00	0	0	0	0	0	0	0	0	0	0	0	0	0	0	0	0	0	0	0	0	0	*	*	*	*
10/09/2022	02:00	0	0	0	0	1	0	0	0	0	0	0	0	0	0	0	0	0	0	0	1	35	25 to 35	100.0	1	100.0
10/09/2022	03:00	0	0	0	0	0	0	0	0	0	0	0	0	0	0	0	0	0	0	0	0	0	*	*	*	*
10/09/2022	04:00	1	0	0	0	0	0	0	0	0	0	0	0	0	0	0	0	0	0	0	1	10	0 to 10	100.0	*	*
10/09/2022	05:00	0	0	0	0	3	0	1	0	0	0	0	0	0	0	0	0	0	0	0	4	35	25 to 35	75.0	4	100.0
10/09/2022	06:00	0	0	1	1	0	1	0	0	0	0	0	0	0	0	0	0	0	0	0	3	40	20 to 30	66.7	1	33.3
10/09/2022	07:00	0	0	2	5	6	2	0	0	0	0	0	0	0	0	0	0	0	0	0	15	35	25 to 35	73.3	8	53.3
10/09/2022	08:00	0	0	2	9	3	1	1	0	0	0	0	0	0	0	0	0	0	0	0	16	35	25 to 35	75.0	5	31.3
10/09/2022	09:00	3	0	12	13	3	2	0	0	0	0	0	0	0	0	0	0	0	0	0	33	30	20 to 30	75.8	5	15.2
10/09/2022	10:00	0	0	6	21	7	0	0	0	0	0	0	0	0	0	0	0	0	0	0	34	31.4	25 to 35	82.4	7	20.6
10/09/2022	11:00	0	2	4	24	6	2	0	0	0	0	0	0	0	0	0	0	0	0	0	38	31.7	25 to 35	78.9	8	21.1
10/09/2022	12:00	3	2	9	20	11	1	0	0	0	0	0	0	0	0	0	0	0	0	0	46	32.3	25 to 35	67.4	12	26.1
10/09/2022	13:00	1	4	9	19	10	2	1	0	0	0	0	0	0	0	0	0	0	0	0	46	33	25 to 35	63.0	13	28.3
10/09/2022	14:00	1	0	2	21	6	3	0	0	0	0	0	0	0	0	0	0	0	0	0	33	33.3	25 to 35	81.8	9	27.3
10/09/2022	15:00	0	1	3	13	8	1	1	0	0	0	0	0	0	0	0	0	0	0	0	27	33.8	25 to 35	77.8	10	37.0
10/09/2022	16:00	2	2	9	33	17	1	0	0	0	0	0	0	0	0	0	0	0	0	0	64	32.4	25 to 35	78.1	18	28.1
10/09/2022	17:00	0	4	8	29	8	1	0	0	0	0	0	0	0	0	0	0	0	0	0	50	30.6	20 to 30	74.0	9	18.0
10/09/2022	18:00	0	1	13	24	11	0	0	1	0	0	0	0	0	0	0	0	0	0	0	50	31.8	20 to 30	74.0	12	24.0
10/09/2022	19:00	0	4	4	13	7	5	0	0	0	0	0	0	0	0	0	0	0	0	0	33	35	25 to 35	60.6	12	36.4
10/09/2022	20:00	1	0	7	10	10	2	0	0	0	0	0	0	0	0	0	0	0	0	0	30	34	25 to 35	66.7	12	40.0
10/09/2022	21:00	0	0	2	5	3	2	1	0	0	0	0	0	0	0	0	0	0	0	0	13	37.5	25 to 35	61.5	6	46.2
10/09/2022	22:00	0	0	1	3	0	3	0	0	0	0	0	0	0	0	0	0	0	0	0	7	38.3	20 to 30	57.1	3	42.9
10/09/2022	23:00	0	0	0	3	5	0	0	0	0	1	0	0	0	0	0	0	0	0	0	9	35	25 to 35	88.9	6	66.7
24 Hr Summary		12	20	94	266	126	30	5	1	0	1	0	0	0	0	0	0	0	0	0	555	33.2	25 to 35	70.6	163	29.4

Incoming Histogram

Outside Village Hall

from Sun-Jul-17-2022-07-00-PM to Wed-Oct-05-2022-02-59-PM

Hall Lane coming into the village from Long Stratton

Date	Starting Hr:min	<15	15 to <20	20 to <25	25 to <30	30 to <35	35 to <40	40 to <45	45 to <50	50 to <55	55 to <60	60 to <65	65 to <70	70 to <75	75 to <80	80 to <85	85 to <90	90 to <95	95 to <100	100 to >105	Total Counts	85pct Speed	10MPH Pace	% in pace	# of Speeders	% Speeders
11/09/2022	00:00	0	0	1	1	0	0	0	0	0	0	0	0	0	0	0	0	0	0	0	2	30	20 to 30	100.0	*	*
11/09/2022	01:00	0	0	1	0	0	0	0	0	0	0	0	0	0	0	0	0	0	0	0	1	25	15 to 25	100.0	*	*
11/09/2022	02:00	0	1	1	2	0	0	0	0	0	0	0	0	0	0	0	0	0	0	0	4	27.5	20 to 30	75.0	*	*
11/09/2022	03:00	0	0	0	0	0	0	0	0	0	0	0	0	0	0	0	0	0	0	0	0	0	*	*	*	*
11/09/2022	04:00	0	0	0	0	0	0	0	0	0	0	0	0	0	0	0	0	0	0	0	0	0	*	*	*	*
11/09/2022	05:00	0	1	1	0	2	0	0	0	0	0	0	0	0	0	0	0	0	0	0	4	32.5	15 to 25	50.0	2	50.0
11/09/2022	06:00	0	0	0	2	0	1	0	0	0	0	0	0	0	0	0	0	0	0	0	3	40	20 to 30	66.7	1	33.3
11/09/2022	07:00	0	0	1	3	1	0	0	0	0	0	0	0	0	0	0	0	0	0	0	5	30	20 to 30	80.0	1	20.0
11/09/2022	08:00	1	1	4	7	2	1	0	0	0	0	0	0	0	0	0	0	0	0	0	16	32.5	20 to 30	68.8	3	18.8
11/09/2022	09:00	0	0	4	8	4	3	0	0	0	0	0	0	0	0	0	0	0	0	0	19	35	20 to 30	63.2	7	36.8
11/09/2022	10:00	4	1	5	19	5	0	0	1	0	0	0	0	0	0	0	0	0	0	0	35	31	20 to 30	68.6	6	17.1
11/09/2022	11:00	0	3	7	20	7	2	0	0	0	0	0	0	0	0	0	0	0	0	0	39	32.1	20 to 30	69.2	9	23.1
11/09/2022	12:00	0	2	6	23	9	3	0	0	0	0	0	0	0	0	0	0	0	0	0	43	33.3	25 to 35	74.4	12	27.9
11/09/2022	13:00	1	3	4	14	15	6	0	0	0	0	0	0	0	0	0	0	0	0	0	43	35	25 to 35	67.4	21	48.8
11/09/2022	14:00	0	2	6	17	7	2	0	0	0	0	0	0	0	0	0	0	0	0	0	34	32.9	25 to 35	70.6	9	26.5
11/09/2022	15:00	0	0	5	16	8	3	0	0	0	0	0	0	0	0	0	0	0	0	0	32	33.8	25 to 35	75.0	11	34.4
11/09/2022	16:00	3	1	6	22	10	1	0	0	0	0	0	0	0	0	0	0	0	0	0	43	32.5	25 to 35	74.4	11	25.6
11/09/2022	17:00	0	0	7	15	6	2	0	0	0	0	0	0	0	0	0	0	0	0	0	30	33.3	20 to 30	73.3	8	26.7
11/09/2022	18:00	1	0	4	12	14	2	0	0	0	0	0	0	0	0	0	0	0	0	0	33	33.9	25 to 35	78.8	16	48.5
11/09/2022	19:00	0	1	3	10	6	1	1	0	0	0	0	0	0	0	0	0	0	0	0	22	34.2	25 to 35	72.7	8	36.4
11/09/2022	20:00	0	1	3	5	4	0	2	0	0	0	0	0	0	0	0	0	0	0	0	15	35	25 to 35	60.0	6	40.0
11/09/2022	21:00	1	0	0	5	3	1	0	0	0	0	0	0	0	0	0	0	0	0	0	10	33.3	25 to 35	80.0	4	40.0
11/09/2022	22:00	0	0	0	2	2	0	0	0	1	0	0	0	0	0	0	0	0	0	0	5	35	25 to 35	80.0	3	60.0
11/09/2022	23:00	0	0	0	0	2	0	0	0	0	1	0	0	0	0	0	0	0	0	0	3	60	25 to 35	66.7	3	100.0
24 Hr Summary		11	17	69	203	107	28	3	1	1	1	0	0	0	0	0	0	0	0	0	441	33.5	25 to 35	70.3	141	32.0

Incoming Histogram
 Outside Village Hall
 Hall Lane coming into the village from Long Stratton

from Sun-Jul-17-2022-07-00-PM to Wed-Oct-05-2022-02-59-PM

Date	Starting Hr:min	<15	15 to <20	20 to <25	25 to <30	30 to <35	35 to <40	40 to <45	45 to <50	50 to <55	55 to <60	60 to <65	65 to <70	70 to <75	75 to <80	80 to <85	85 to <90	90 to <95	95 to <100	100 to >105	Total Counts	85pct Speed	10MPH Pace	% in pace	# of Speeders	% Speeders
12/09/2022	00:00	0	0	0	0	0	0	0	0	0	0	0	0	0	0	0	0	0	0	0	0	0	*	*	*	*
12/09/2022	01:00	0	0	0	1	0	0	0	0	0	0	0	0	0	0	0	0	0	0	0	1	30	20 to 30	100.0	*	*
12/09/2022	02:00	0	0	0	0	1	0	0	0	0	0	0	0	0	0	0	0	0	0	0	1	35	25 to 35	100.0	1	100.0
12/09/2022	03:00	0	0	2	0	0	0	0	0	0	0	0	0	0	0	0	0	0	0	0	2	25	15 to 25	100.0	*	*
12/09/2022	04:00	1	1	0	0	0	0	0	0	0	0	0	0	0	0	0	0	0	0	0	2	20	0 to 10	50.0	*	*
12/09/2022	05:00	1	1	0	1	0	2	0	0	0	0	0	0	0	0	0	0	0	0	0	5	37.5	10 to 20	40.0	2	40.0
12/09/2022	06:00	0	0	2	4	0	1	0	0	0	0	0	0	0	0	0	0	0	0	0	7	30	20 to 30	85.7	1	14.3
12/09/2022	07:00	0	0	4	20	8	5	1	0	0	0	0	0	0	0	0	0	0	0	0	38	35	25 to 35	73.7	14	36.8
12/09/2022	08:00	1	0	5	27	8	2	0	0	0	0	0	0	0	0	0	0	0	0	0	43	32.5	25 to 35	81.4	10	23.3
12/09/2022	09:00	2	3	7	20	4	0	0	0	0	0	0	0	0	0	0	0	0	0	0	36	29.8	20 to 30	75.0	4	11.1
12/09/2022	10:00	1	1	5	10	5	1	0	0	0	0	0	0	0	0	0	0	0	0	0	23	33	20 to 30	65.2	6	26.1
12/09/2022	11:00	1	4	12	18	4	0	0	0	0	0	0	0	0	0	0	0	0	0	0	39	29.4	20 to 30	76.9	4	10.3
12/09/2022	12:00	0	2	10	14	3	0	0	0	0	0	0	0	0	0	0	0	0	0	0	29	29.6	20 to 30	82.8	3	10.3
12/09/2022	13:00	0	2	8	20	11	1	0	0	0	0	0	0	0	0	0	0	0	0	0	42	32.7	25 to 35	73.8	12	28.6
12/09/2022	14:00	1	0	6	21	10	1	0	0	0	0	0	0	0	0	0	0	0	0	0	39	32.5	25 to 35	79.5	11	28.2
12/09/2022	15:00	0	3	14	33	14	3	1	0	0	0	0	0	0	0	0	0	0	0	0	68	32.9	20 to 30	69.1	18	26.5
12/09/2022	16:00	0	1	15	35	15	2	0	0	0	0	0	0	0	0	0	0	0	0	0	68	32.3	20 to 30	73.5	17	25.0
12/09/2022	17:00	3	2	6	25	15	2	1	0	0	0	0	0	0	0	0	0	0	0	0	54	33.3	25 to 35	74.1	18	33.3
12/09/2022	18:00	0	3	9	24	6	0	0	0	0	0	0	0	0	0	0	0	0	0	0	42	30	20 to 30	78.6	6	14.3
12/09/2022	19:00	0	1	3	9	5	0	0	1	0	0	0	0	0	0	0	0	0	0	0	19	33	25 to 35	73.7	6	31.6
12/09/2022	20:00	0	0	1	6	5	2	0	0	0	0	0	0	0	0	0	0	0	0	0	14	35	25 to 35	78.6	7	50.0
12/09/2022	21:00	0	1	3	9	2	1	0	0	0	0	0	0	0	0	0	0	0	0	0	16	32.5	20 to 30	75.0	3	18.8
12/09/2022	22:00	0	0	0	5	1	0	0	0	0	0	0	0	0	0	0	0	0	0	0	6	30	25 to 35	100.0	1	16.7
12/09/2022	23:00	0	0	0	1	3	1	0	0	0	0	0	0	0	0	0	0	0	0	0	5	35	25 to 35	80.0	4	80.0
24 Hr Summary		11	25	112	303	120	24	3	1	0	0	0	0	0	0	0	0	0	0	0	599	32.4	25 to 35	70.6	148	24.7

Incoming Histogram
 Outside Village Hall
 Hall Lane coming into the village from Long Stratton

from Sun-Jul-17-2022-07-00-PM to Wed-Oct-05-2022-02-59-PM

Date	Starting Hr:min	<15	15 to <20	20 to <25	25 to <30	30 to <35	35 to <40	40 to <45	45 to <50	50 to <55	55 to <60	60 to <65	65 to <70	70 to <75	75 to <80	80 to <85	85 to <90	90 to <95	95 to <100	100 to >105	Total Counts	85pct Speed	10MPH Pace	% in pace	# of Speeders	% Speeders
13/09/2022	00:00	0	0	0	0	0	1	0	0	0	0	0	0	0	0	0	0	0	0	0	1	40	30 to 40	100.0	1	100.0
13/09/2022	01:00	0	0	0	0	0	0	0	0	0	0	0	0	0	0	0	0	0	0	0	0	0	*	*	*	*
13/09/2022	02:00	0	0	0	1	0	0	0	0	0	0	0	0	0	0	0	0	0	0	0	1	30	20 to 30	100.0	*	*
13/09/2022	03:00	0	0	0	0	0	0	0	0	0	0	0	0	0	0	0	0	0	0	0	0	0	*	*	*	*
13/09/2022	04:00	0	0	1	1	0	0	0	0	0	0	0	0	0	0	0	0	0	0	0	2	30	20 to 30	100.0	*	*
13/09/2022	05:00	0	0	0	2	0	1	1	0	0	0	0	0	0	0	0	0	0	0	0	4	40	20 to 30	50.0	2	50.0
13/09/2022	06:00	0	0	3	5	5	1	0	0	0	0	0	0	0	0	0	0	0	0	0	14	34	25 to 35	71.4	6	42.9
13/09/2022	07:00	0	0	4	17	8	4	1	0	0	0	0	0	0	0	0	0	0	0	0	34	35	25 to 35	73.5	13	38.2
13/09/2022	08:00	1	1	9	27	8	5	1	0	0	0	0	0	0	0	0	0	0	0	0	52	33.8	20 to 30	69.2	14	26.9
13/09/2022	09:00	0	0	12	19	7	1	0	0	0	0	0	0	0	0	0	0	0	0	0	39	31.4	20 to 30	79.5	8	20.5
13/09/2022	10:00	3	3	11	23	5	1	0	0	0	0	0	0	0	0	0	0	0	0	0	46	29.8	20 to 30	73.9	6	13.0
13/09/2022	11:00	0	3	9	27	10	0	0	0	0	0	0	0	0	0	0	0	0	0	0	49	31.5	25 to 35	75.5	10	20.4
13/09/2022	12:00	1	5	10	24	7	4	0	0	0	0	0	0	0	0	0	0	0	0	0	51	32.1	20 to 30	66.7	11	21.6
13/09/2022	13:00	2	1	9	10	9	1	0	0	0	0	0	0	0	0	0	0	0	0	0	32	32.8	20 to 30	59.4	10	31.3
13/09/2022	14:00	0	0	6	28	12	2	0	0	0	0	0	0	0	0	0	0	0	0	0	48	32.9	25 to 35	83.3	14	29.2
13/09/2022	15:00	0	4	13	27	16	0	0	0	0	0	0	0	0	0	0	0	0	0	0	60	32.2	25 to 35	71.7	16	26.7
13/09/2022	16:00	1	3	11	29	16	3	0	0	0	0	0	0	0	0	0	0	0	0	0	63	33.1	25 to 35	71.4	19	30.2
13/09/2022	17:00	0	4	5	36	14	6	0	0	0	0	0	0	0	0	0	0	0	0	0	65	33.6	25 to 35	76.9	20	30.8
13/09/2022	18:00	1	3	9	27	11	1	3	0	0	0	0	0	0	0	0	0	0	0	0	55	33.2	25 to 35	69.1	15	27.3
13/09/2022	19:00	0	0	3	11	1	1	1	0	0	0	0	0	0	0	0	0	0	0	0	17	30	20 to 30	82.4	3	17.6
13/09/2022	20:00	0	1	3	8	3	0	0	0	0	0	0	0	0	0	0	0	0	0	0	15	31.7	20 to 30	73.3	3	20.0
13/09/2022	21:00	0	0	1	5	5	2	1	1	0	0	0	0	0	0	0	0	0	0	0	15	40	25 to 35	66.7	9	60.0
13/09/2022	22:00	0	0	0	1	2	2	0	0	0	0	0	0	0	0	0	0	0	0	0	5	37.5	30 to 40	80.0	4	80.0
13/09/2022	23:00	0	0	0	2	2	2	0	0	0	0	0	0	0	0	0	0	0	0	0	6	37.5	25 to 35	66.7	4	66.7
24 Hr Summary		9	28	119	330	141	38	8	1	0	0	0	0	0	0	0	0	0	0	0	674	33.1	25 to 35	69.9	188	27.9

Incoming Histogram
 Outside Village Hall
 Hall Lane coming into the village from Long Stratton
 from Sun-Jul-17-2022-07-00-PM to Wed-Oct-05-2022-02-59-PM

Date	Starting Hr:min	<15	15 to <20	20 to <25	25 to <30	30 to <35	35 to <40	40 to <45	45 to <50	50 to <55	55 to <60	60 to <65	65 to <70	70 to <75	75 to <80	80 to <85	85 to <90	90 to <95	95 to <100	100 to >105	Total Counts	85pct Speed	10MPH Pace	% in pace	# of Speeders	% Speeders
14/09/2022	00:00	0	0	0	0	1	0	0	0	0	0	0	0	0	0	0	0	0	0	0	1	35	25 to 35	100.0	1	100.0
14/09/2022	01:00	0	0	1	1	0	0	0	0	0	0	0	0	0	0	0	0	0	0	0	2	30	20 to 30	100.0	*	*
14/09/2022	02:00	0	0	0	0	0	0	0	0	0	0	0	0	0	0	0	0	0	0	0	0	0	*	*	*	*
14/09/2022	03:00	0	0	0	0	0	0	0	0	0	0	0	0	0	0	0	0	0	0	0	0	0	*	*	*	*
14/09/2022	04:00	0	0	1	0	0	0	0	0	0	0	0	0	0	0	0	0	0	0	0	1	25	15 to 25	100.0	*	*
14/09/2022	05:00	0	0	1	1	0	1	0	0	0	0	0	0	0	0	0	0	0	0	0	3	40	20 to 30	66.7	1	33.3
14/09/2022	06:00	0	1	3	3	2	1	0	0	0	0	0	0	0	0	0	0	0	0	0	10	32.5	20 to 30	60.0	3	30.0
14/09/2022	07:00	0	1	4	17	12	1	0	0	0	0	0	0	0	0	0	0	0	0	0	35	33.3	25 to 35	82.9	13	37.1
14/09/2022	08:00	1	4	5	28	11	0	0	0	0	0	0	0	0	0	0	0	0	0	0	49	31.8	25 to 35	79.6	11	22.4
14/09/2022	09:00	1	2	4	17	9	2	0	0	0	0	0	0	0	0	0	0	0	0	0	35	33.3	25 to 35	74.3	11	31.4
14/09/2022	10:00	0	1	3	17	6	0	1	0	0	0	0	0	0	0	0	0	0	0	0	28	32.5	25 to 35	82.1	7	25.0
14/09/2022	11:00	1	2	7	19	6	3	0	0	0	0	0	0	0	0	0	0	0	0	0	38	32.5	20 to 30	68.4	9	23.7
14/09/2022	12:00	2	1	7	20	9	2	0	0	0	0	0	0	0	0	0	0	0	0	0	41	32.8	25 to 35	70.7	11	26.8
14/09/2022	13:00	0	0	7	20	15	2	0	0	0	0	0	0	0	0	0	0	0	0	0	44	33.3	25 to 35	79.5	17	38.6
14/09/2022	14:00	1	0	2	19	13	5	0	0	0	0	0	0	0	0	0	0	0	0	0	40	34.6	25 to 35	80.0	18	45.0
14/09/2022	15:00	0	2	11	24	17	3	0	0	0	0	0	0	0	0	0	0	0	0	0	57	33.2	25 to 35	71.9	20	35.1
14/09/2022	16:00	4	6	7	30	19	1	0	0	0	0	0	0	0	0	0	0	0	0	0	67	32.6	25 to 35	73.1	20	29.9
14/09/2022	17:00	1	2	10	33	28	3	0	0	0	0	0	0	0	0	0	0	0	0	0	77	33.4	25 to 35	79.2	31	40.3
14/09/2022	18:00	1	4	13	26	17	2	0	0	0	0	0	0	0	0	0	0	0	0	0	63	32.9	25 to 35	68.3	19	30.2
14/09/2022	19:00	0	1	6	23	7	0	0	0	0	0	0	0	0	0	0	0	0	0	0	37	30.7	25 to 35	81.1	7	18.9
14/09/2022	20:00	0	0	2	9	5	0	0	0	0	0	0	0	0	0	0	0	0	0	0	16	33	25 to 35	87.5	5	31.3
14/09/2022	21:00	0	0	1	10	3	3	0	0	0	0	0	0	0	0	0	0	0	0	0	17	35	25 to 35	76.5	6	35.3
14/09/2022	22:00	1	0	2	6	7	1	2	0	0	0	0	0	0	0	0	0	0	0	0	19	35	25 to 35	68.4	10	52.6
14/09/2022	23:00	0	0	0	1	4	1	0	0	0	0	0	0	0	0	0	0	0	0	0	6	35	25 to 35	83.3	5	83.3
24 Hr Summary		13	27	97	324	191	31	3	0	0	0	0	0	0	0	0	0	0	0	0	686	33.2	25 to 35	75.1	225	32.8

Incoming Histogram
 Outside Village Hall
 Hall Lane coming into the village from Long Stratton

from Sun-Jul-17-2022-07-00-PM to Wed-Oct-05-2022-02-59-PM

Date	Starting Hr:min	<15	15 to <20	20 to <25	25 to <30	30 to <35	35 to <40	40 to <45	45 to <50	50 to <55	55 to <60	60 to <65	65 to <70	70 to <75	75 to <80	80 to <85	85 to <90	90 to <95	95 to <100	100 to >105	Total Counts	85pct Speed	10MPH Pace	% in pace	# of Speeders	% Speeders	
15/09/2022	00:00	0	0	0	1	1	0	0	0	0	0	0	0	0	0	0	0	0	0	0	2	35	25 to 35	100.0	1	50.0	
15/09/2022	01:00	0	0	0	0	0	0	0	0	0	0	0	0	0	0	0	0	0	0	0	0	0	0	*	*	*	*
15/09/2022	02:00	0	0	0	0	0	0	0	0	0	0	0	0	0	0	0	0	0	0	0	0	0	0	*	*	*	*
15/09/2022	03:00	1	0	0	0	0	0	0	0	0	0	0	0	0	0	0	0	0	0	0	1	10	0 to 10	100.0	*	*	
15/09/2022	04:00	0	0	0	0	0	0	0	0	0	0	0	0	0	0	0	0	0	0	0	0	0	0	*	*	*	*
15/09/2022	05:00	0	0	0	1	2	0	0	0	0	0	0	0	0	0	0	0	0	0	0	3	35	25 to 35	100.0	2	66.7	
15/09/2022	06:00	1	0	1	6	1	1	0	0	0	0	0	0	0	0	0	0	0	0	0	10	30	20 to 30	70.0	2	20.0	
15/09/2022	07:00	0	1	5	12	11	2	1	0	0	0	0	0	0	0	0	0	0	0	0	32	34.1	25 to 35	71.9	14	43.8	
15/09/2022	08:00	0	0	4	21	13	1	0	0	0	0	0	0	0	0	0	0	0	0	0	39	33.1	25 to 35	87.2	14	35.9	
15/09/2022	09:00	3	4	12	20	6	1	0	0	0	0	0	0	0	0	0	0	0	0	0	46	30	20 to 30	69.6	7	15.2	
15/09/2022	10:00	0	0	3	13	6	0	0	0	0	0	0	0	0	0	0	0	0	0	0	22	32.5	25 to 35	86.4	6	27.3	
15/09/2022	11:00	1	2	3	16	4	3	0	0	0	0	0	0	0	0	0	0	0	0	0	29	33.8	25 to 35	69.0	7	24.1	
15/09/2022	12:00	0	1	10	19	12	2	0	1	0	0	0	0	0	0	0	0	0	0	0	45	33.3	25 to 35	68.9	15	33.3	
15/09/2022	13:00	2	3	13	21	9	3	0	0	0	0	0	0	0	0	0	0	0	0	0	51	32.2	20 to 30	66.7	12	23.5	
15/09/2022	14:00	0	1	8	25	11	2	0	0	0	0	0	0	0	0	0	0	0	0	0	47	32.7	25 to 35	76.6	13	27.7	
15/09/2022	15:00	0	1	13	32	15	1	0	0	0	0	0	0	0	0	0	0	0	0	0	62	32.3	25 to 35	75.8	16	25.8	
15/09/2022	16:00	0	3	17	42	20	2	0	0	0	0	0	0	0	0	0	0	0	0	0	84	32.2	25 to 35	73.8	22	26.2	
15/09/2022	17:00	0	1	9	24	20	1	1	0	0	0	0	0	0	0	0	0	0	0	0	56	33.5	25 to 35	78.6	22	39.3	
15/09/2022	18:00	0	3	17	29	15	3	1	0	0	0	0	0	0	0	0	0	0	0	0	68	33	20 to 30	67.6	19	27.9	
15/09/2022	19:00	0	1	11	19	6	2	1	0	0	0	0	0	0	0	0	0	0	0	0	40	32.5	20 to 30	75.0	9	22.5	
15/09/2022	20:00	0	0	1	17	5	3	0	0	0	0	0	0	0	0	0	0	0	0	0	26	34	25 to 35	84.6	8	30.8	
15/09/2022	21:00	0	0	1	3	6	0	0	0	0	0	0	0	0	0	0	0	0	0	0	10	33.3	25 to 35	90.0	6	60.0	
15/09/2022	22:00	0	0	0	5	3	1	0	0	0	0	0	0	0	0	0	0	0	0	0	9	35	25 to 35	88.9	4	44.4	
15/09/2022	23:00	0	0	0	1	1	0	1	0	0	0	0	0	0	0	0	0	0	0	0	3	45	25 to 35	66.7	2	66.7	
24 Hr Summary		8	21	128	327	167	28	5	1	0	0	0	0	0	0	0	0	0	0	0	685	32.9	25 to 35	72.1	201	29.3	

Incoming Histogram
 Outside Village Hall
 Hall Lane coming into the village from Long Stratton
 from Sun-Jul-17-2022-07-00-PM to Wed-Oct-05-2022-02-59-PM

Date	Starting Hr:min	<15	15 to <20	20 to <25	25 to <30	30 to <35	35 to <40	40 to <45	45 to <50	50 to <55	55 to <60	60 to <65	65 to <70	70 to <75	75 to <80	80 to <85	85 to <90	90 to <95	95 to <100	100 to >105	Total Counts	85pct Speed	10MPH Pace	% in pace	# of Speeders	% Speeders
16/09/2022	00:00	0	0	1	0	1	0	0	0	0	0	0	0	0	0	0	0	0	0	0	2	35	15 to 25	50.0	1	50.0
16/09/2022	01:00	0	0	0	0	0	0	0	0	0	0	0	0	0	0	0	0	0	0	0	0	0	*	*	*	*
16/09/2022	02:00	1	0	0	0	0	0	0	0	0	0	0	0	0	0	0	0	0	0	0	1	10	0 to 10	100.0	*	*
16/09/2022	03:00	0	0	0	0	0	0	0	0	0	0	0	0	0	0	0	0	0	0	0	0	0	*	*	*	*
16/09/2022	04:00	0	0	1	0	1	0	1	0	0	0	0	0	0	0	0	0	0	0	0	3	45	15 to 25	33.3	2	66.7
16/09/2022	05:00	0	1	0	0	0	0	0	0	0	0	0	0	0	0	0	0	0	0	0	1	20	10 to 20	100.0	*	*
16/09/2022	06:00	0	0	1	5	1	0	0	0	0	0	0	0	0	0	0	0	0	0	0	7	30	20 to 30	85.7	1	14.3
16/09/2022	07:00	0	0	4	14	15	3	1	0	0	0	0	0	0	0	0	0	0	0	0	37	34.3	25 to 35	78.4	19	51.4
16/09/2022	08:00	2	0	9	22	7	0	0	0	0	0	0	0	0	0	0	0	0	0	0	40	30.7	20 to 30	77.5	7	17.5
16/09/2022	09:00	1	1	6	15	15	2	0	0	0	0	0	0	0	0	0	0	0	0	0	40	33.7	25 to 35	75.0	17	42.5
16/09/2022	10:00	3	1	10	17	9	2	0	0	0	0	0	0	0	0	0	0	0	0	0	42	32.8	20 to 30	64.3	11	26.2
16/09/2022	11:00	0	3	20	9	2	1	0	0	0	0	0	0	0	0	0	0	0	0	0	35	28.9	20 to 30	82.9	3	8.6
16/09/2022	12:00	3	1	7	23	7	0	0	0	0	0	0	0	0	0	0	0	0	0	0	41	30.7	20 to 30	73.2	7	17.1
16/09/2022	13:00	0	1	6	21	10	0	0	0	0	0	0	0	0	0	0	0	0	0	0	38	32	25 to 35	81.6	10	26.3
16/09/2022	14:00	0	2	7	30	10	1	1	0	0	0	0	0	0	0	0	0	0	0	0	51	32	25 to 35	78.4	12	23.5
16/09/2022	15:00	3	6	20	36	13	0	0	0	0	0	0	0	0	0	0	0	0	0	0	78	30.4	20 to 30	71.8	13	16.7
16/09/2022	16:00	0	5	9	32	16	1	0	0	0	0	0	0	0	0	0	0	0	0	0	63	32.5	25 to 35	76.2	17	27.0
16/09/2022	17:00	0	2	9	40	21	1	0	0	0	0	0	0	0	0	0	0	0	0	0	73	32.6	25 to 35	83.6	22	30.1
16/09/2022	18:00	0	3	9	41	12	1	0	0	0	0	0	0	0	0	0	0	0	0	0	66	31.2	25 to 35	80.3	13	19.7
16/09/2022	19:00	0	2	12	28	10	2	2	0	0	0	0	0	0	0	0	0	0	0	0	56	33	20 to 30	71.4	14	25.0
16/09/2022	20:00	0	2	6	10	9	2	1	1	0	0	0	0	0	0	0	0	0	0	0	31	34.4	25 to 35	61.3	13	41.9
16/09/2022	21:00	0	0	0	10	3	1	1	0	0	0	0	0	0	0	0	0	0	0	0	15	35	25 to 35	86.7	5	33.3
16/09/2022	22:00	0	0	2	7	3	0	1	0	0	0	0	0	0	0	0	0	0	0	0	13	33.3	25 to 35	76.9	4	30.8
16/09/2022	23:00	1	1	1	5	2	2	0	2	0	0	0	0	0	0	0	0	0	0	0	14	40	25 to 35	50.0	6	42.9
24 Hr Summary		14	31	140	365	167	19	8	3	0	0	0	0	0	0	0	0	0	0	0	747	32.5	25 to 35	71.2	197	26.4

Incoming Histogram
 Outside Village Hall
 Hall Lane coming into the village from Long Stratton

from Sun-Jul-17-2022-07-00-PM to Wed-Oct-05-2022-02-59-PM

Date	Starting Hr:min	<15	15 to <20	20 to <25	25 to <30	30 to <35	35 to <40	40 to <45	45 to <50	50 to <55	55 to <60	60 to <65	65 to <70	70 to <75	75 to <80	80 to <85	85 to <90	90 to <95	95 to <100	100 to >105	Total Counts	85pct Speed	10MPH Pace	% in pace	# of Speeders	% Speeders	
17/09/2022	00:00	0	0	0	0	0	0	1	0	0	0	0	0	0	0	0	0	0	0	0	0	1	45	35 to 45	100.0	1	100.0
17/09/2022	01:00	0	1	0	0	1	0	0	0	0	0	0	0	0	0	0	0	0	0	0	0	2	35	10 to 20	50.0	1	50.0
17/09/2022	02:00	0	0	0	2	0	0	0	0	0	0	0	0	0	0	0	0	0	0	0	0	2	30	20 to 30	100.0	*	*
17/09/2022	03:00	0	0	0	0	0	0	0	0	0	0	0	0	0	0	0	0	0	0	0	0	0	0	*	*	*	*
17/09/2022	04:00	0	0	0	0	0	0	0	0	0	0	0	0	0	0	0	0	0	0	0	0	0	0	*	*	*	*
17/09/2022	05:00	0	0	0	0	0	0	0	0	0	0	0	0	0	0	0	0	0	0	0	0	0	0	*	*	*	*
17/09/2022	06:00	0	0	2	0	3	1	0	0	0	0	0	0	0	0	0	0	0	0	0	0	6	35	30 to 40	66.7	4	66.7
17/09/2022	07:00	0	1	4	7	6	0	0	0	0	0	0	0	0	0	0	0	0	0	0	0	18	32.5	25 to 35	72.2	6	33.3
17/09/2022	08:00	1	2	5	6	3	1	0	0	0	0	0	0	0	0	0	0	0	0	0	0	18	31.7	20 to 30	61.1	4	22.2
17/09/2022	09:00	0	1	6	23	4	0	0	0	0	0	0	0	0	0	0	0	0	0	0	0	34	29.8	20 to 30	85.3	4	11.8
17/09/2022	10:00	0	2	12	29	12	0	1	0	0	0	0	0	0	0	0	0	0	0	0	0	56	32.1	20 to 30	73.2	13	23.2
17/09/2022	11:00	0	1	7	30	15	1	0	0	0	0	0	0	0	0	0	0	0	0	0	0	54	32.7	25 to 35	83.3	16	29.6
17/09/2022	12:00	0	2	7	20	17	2	0	0	0	0	0	0	0	0	0	0	0	0	0	0	48	33.5	25 to 35	77.1	19	39.6
17/09/2022	13:00	1	2	5	30	15	2	0	0	0	0	0	0	0	0	0	0	0	0	0	0	55	33	25 to 35	81.8	17	30.9
17/09/2022	14:00	2	2	8	21	10	1	0	0	0	0	0	0	0	0	0	0	0	0	0	0	44	32	25 to 35	70.5	11	25.0
17/09/2022	15:00	0	1	5	20	15	1	0	0	0	0	0	0	0	0	0	0	0	0	0	0	42	33.3	25 to 35	83.3	16	38.1
17/09/2022	16:00	0	1	2	31	15	2	0	0	0	0	0	0	0	0	0	0	0	0	0	0	51	33	25 to 35	90.2	17	33.3
17/09/2022	17:00	0	1	8	26	10	2	0	0	0	0	0	0	0	0	0	0	0	0	0	0	47	32.5	25 to 35	76.6	12	25.5
17/09/2022	18:00	1	6	12	19	13	2	0	0	0	0	0	0	0	0	0	0	0	0	0	0	53	32.7	25 to 35	60.4	15	28.3
17/09/2022	19:00	0	2	6	14	9	1	0	0	0	0	0	0	0	0	0	0	0	0	0	0	32	32.8	25 to 35	71.9	10	31.3
17/09/2022	20:00	0	1	4	14	5	1	0	0	0	0	0	0	0	0	0	0	0	0	0	0	25	32	25 to 35	76.0	6	24.0
17/09/2022	21:00	0	2	1	8	2	2	0	0	0	0	0	0	0	0	0	0	0	0	0	0	15	35	25 to 35	66.7	4	26.7
17/09/2022	22:00	0	0	1	6	4	2	0	0	0	0	0	0	0	0	0	0	0	0	0	0	13	35	25 to 35	76.9	6	46.2
17/09/2022	23:00	0	0	1	4	5	1	0	0	0	0	0	0	0	0	0	0	0	0	0	0	11	34	25 to 35	81.8	6	54.5
24 Hr Summary		5	28	96	310	164	22	2	0	0	0	0	0	0	0	0	0	0	0	0	627	32.9	25 to 35	75.6	188	30.0	

Incoming Histogram
 Outside Village Hall
 Hall Lane coming into the village from Long Stratton

from Sun-Jul-17-2022-07-00-PM to Wed-Oct-05-2022-02-59-PM

Date	Starting Hr:min	<15	15 to <20	20 to <25	25 to <30	30 to <35	35 to <40	40 to <45	45 to <50	50 to <55	55 to <60	60 to <65	65 to <70	70 to <75	75 to <80	80 to <85	85 to <90	90 to <95	95 to <100	100 to >105	Total Counts	85pct Speed	10MPH Pace	% in pace	# of Speeders	% Speeders
18/09/2022	00:00	0	0	2	3	2	0	0	1	0	0	0	0	0	0	0	0	0	0	0	8	35	20 to 30	62.5	3	37.5
18/09/2022	01:00	0	1	0	1	1	1	0	0	0	0	0	0	0	0	0	0	0	0	0	4	35	25 to 35	50.0	2	50.0
18/09/2022	02:00	0	0	0	0	1	0	0	0	0	0	0	0	0	0	0	0	0	0	0	1	35	25 to 35	100.0	1	100.0
18/09/2022	03:00	0	0	0	0	1	0	0	0	0	0	0	0	0	0	0	0	0	0	0	1	35	25 to 35	100.0	1	100.0
18/09/2022	04:00	0	0	0	0	1	0	0	0	0	0	0	0	0	0	0	0	0	0	0	1	35	25 to 35	100.0	1	100.0
18/09/2022	05:00	0	0	0	0	2	1	0	0	0	0	0	0	0	0	0	0	0	0	0	3	40	30 to 40	100.0	3	100.0
18/09/2022	06:00	0	1	2	0	0	1	0	0	0	0	0	0	0	0	0	0	0	0	0	4	25	15 to 25	75.0	1	25.0
18/09/2022	07:00	0	1	3	4	2	0	0	0	0	0	0	0	0	0	0	0	0	0	0	10	30	20 to 30	70.0	2	20.0
18/09/2022	08:00	0	1	2	7	3	1	0	0	0	0	0	0	0	0	0	0	0	0	0	14	33.3	25 to 35	71.4	4	28.6
18/09/2022	09:00	0	1	5	13	8	0	0	0	0	0	0	0	0	0	0	0	0	0	0	27	32.5	25 to 35	77.8	8	29.6
18/09/2022	10:00	1	2	4	13	16	1	0	0	0	0	0	0	0	0	0	0	0	0	0	37	33.4	25 to 35	78.4	17	45.9
18/09/2022	11:00	1	2	5	20	12	2	0	0	0	0	0	0	0	0	0	0	0	0	0	42	33.3	25 to 35	76.2	14	33.3
18/09/2022	12:00	0	0	8	20	15	2	0	0	0	0	0	0	0	0	0	0	0	0	0	45	33.3	25 to 35	77.8	17	37.8
18/09/2022	13:00	1	3	10	22	13	1	0	0	0	0	0	0	0	0	0	0	0	0	0	50	32.3	25 to 35	70.0	14	28.0
18/09/2022	14:00	2	0	12	23	12	0	0	0	0	0	0	0	0	0	0	0	0	0	0	49	32.1	20 to 30	71.4	12	24.5
18/09/2022	15:00	0	0	4	12	16	2	0	0	0	0	0	0	0	0	0	0	0	0	0	34	34.1	25 to 35	82.4	18	52.9
18/09/2022	16:00	1	1	6	23	15	0	0	0	0	0	0	0	0	0	0	0	0	0	0	46	32.7	25 to 35	82.6	15	32.6
18/09/2022	17:00	1	1	8	18	14	1	0	0	0	0	0	0	0	0	0	0	0	0	0	43	33.2	25 to 35	74.4	15	34.9
18/09/2022	18:00	0	0	7	13	13	3	1	0	0	0	0	0	0	0	0	0	0	0	0	37	34.2	25 to 35	70.3	17	45.9
18/09/2022	19:00	1	3	3	10	6	1	0	0	0	0	0	0	0	0	0	0	0	0	0	24	32.5	25 to 35	66.7	7	29.2
18/09/2022	20:00	0	0	1	10	5	2	0	0	0	0	0	0	0	0	0	0	0	0	0	18	34	25 to 35	83.3	7	38.9
18/09/2022	21:00	0	0	2	5	1	0	0	0	0	0	0	0	0	0	0	0	0	0	0	8	30	20 to 30	87.5	1	12.5
18/09/2022	22:00	0	0	3	8	0	0	0	0	0	0	0	0	0	0	0	0	0	0	0	11	28.8	20 to 30	100.0	*	*
18/09/2022	23:00	0	0	0	3	1	0	0	1	0	0	0	0	0	0	0	0	0	0	0	5	35	25 to 35	80.0	2	40.0
24 Hr Summary		8	17	87	228	160	19	1	2	0	0	0	0	0	0	0	0	0	0	0	522	33.2	25 to 35	74.3	182	34.9

Incoming Histogram
 Outside Village Hall
 Hall Lane coming into the village from Long Stratton
 from Sun-Jul-17-2022-07-00-PM to Wed-Oct-05-2022-02-59-PM

Date	Starting Hr:min	<15	15 to <20	20 to <25	25 to <30	30 to <35	35 to <40	40 to <45	45 to <50	50 to <55	55 to <60	60 to <65	65 to <70	70 to <75	75 to <80	80 to <85	85 to <90	90 to <95	95 to <100	100 to >105	Total Counts	85pct Speed	10MPH Pace	% in pace	# of Speeders	% Speeders	
19/09/2022	00:00	0	0	1	0	1	0	0	0	0	0	0	0	0	0	0	0	0	0	0	2	35	15 to 25	50.0	1	50.0	
19/09/2022	01:00	0	0	0	0	0	0	1	0	0	0	0	0	0	0	0	0	0	0	0	1	45	35 to 45	100.0	1	100.0	
19/09/2022	02:00	0	0	0	0	0	0	0	0	0	0	0	0	0	0	0	0	0	0	0	0	0	*	*	*	*	
19/09/2022	03:00	0	0	0	0	0	0	0	0	0	0	0	0	0	0	0	0	0	0	0	0	0	0	*	*	*	*
19/09/2022	04:00	0	0	0	0	0	1	1	0	0	0	0	0	0	0	0	0	0	0	0	2	45	35 to 45	100.0	2	100.0	
19/09/2022	05:00	0	0	1	1	2	0	0	0	0	0	0	0	0	0	0	0	0	0	0	4	32.5	25 to 35	75.0	2	50.0	
19/09/2022	06:00	0	0	0	1	1	0	0	0	0	0	0	0	0	0	0	0	0	0	0	2	35	25 to 35	100.0	1	50.0	
19/09/2022	07:00	0	0	0	7	4	1	0	0	0	0	0	0	0	0	0	0	0	0	0	12	33.8	25 to 35	91.7	5	41.7	
19/09/2022	08:00	0	0	3	10	4	0	0	0	0	0	0	0	0	0	0	0	0	0	0	17	31.2	25 to 35	82.4	4	23.5	
19/09/2022	09:00	1	0	2	12	8	1	0	0	0	0	0	0	0	0	0	0	0	0	0	24	33.1	25 to 35	83.3	9	37.5	
19/09/2022	10:00	0	0	0	11	9	2	1	0	0	0	0	0	0	0	0	0	0	0	0	23	35	25 to 35	87.0	12	52.2	
19/09/2022	11:00	0	0	6	4	5	1	0	0	0	0	0	0	0	0	0	0	0	0	0	16	34	20 to 30	62.5	6	37.5	
19/09/2022	12:00	1	0	0	3	4	3	0	0	0	0	0	0	0	0	0	0	0	0	0	11	36.7	25 to 35	63.6	7	63.6	
19/09/2022	13:00	0	0	0	5	5	0	0	0	0	0	0	0	0	0	0	0	0	0	0	10	33	25 to 35	100.0	5	50.0	
19/09/2022	14:00	0	0	3	12	7	1	0	0	0	0	0	0	0	0	0	0	0	0	0	23	33.6	25 to 35	82.6	8	34.8	
19/09/2022	15:00	1	0	2	9	9	0	0	1	0	0	0	0	0	0	0	0	0	0	0	22	33.9	25 to 35	81.8	10	45.5	
19/09/2022	16:00	0	0	2	8	8	5	0	0	0	0	0	0	0	0	0	0	0	0	0	23	37	25 to 35	69.6	13	56.5	
19/09/2022	17:00	0	2	6	20	9	2	0	0	0	0	0	0	0	0	0	0	0	0	0	39	32.8	25 to 35	74.4	11	28.2	
19/09/2022	18:00	0	2	2	14	9	1	0	0	0	0	0	0	0	0	0	0	0	0	0	28	33.3	25 to 35	82.1	10	35.7	
19/09/2022	19:00	0	0	1	4	2	0	0	0	0	0	0	0	0	0	0	0	0	0	0	7	32.5	25 to 35	85.7	2	28.6	
19/09/2022	20:00	*	*	*	*	*	*	*	*	*	*	*	*	*	*	*	*	*	*	*	*	*	*	*	*	*	*
19/09/2022	21:00	*	*	*	*	*	*	*	*	*	*	*	*	*	*	*	*	*	*	*	*	*	*	*	*	*	*
19/09/2022	22:00	*	*	*	*	*	*	*	*	*	*	*	*	*	*	*	*	*	*	*	*	*	*	*	*	*	*
19/09/2022	23:00	*	*	*	*	*	*	*	*	*	*	*	*	*	*	*	*	*	*	*	*	*	*	*	*	*	*
24 Hr Summary		3	4	29	121	87	18	3	1	0	0	0	0	0	0	0	0	0	0	0	266	34	25 to 35	78.2	109	41.0	

Incoming Histogram
 Outside Village Hall
 Hall Lane coming into the village from Long Stratton
 from Sun-Jul-17-2022-07-00-PM to Wed-Oct-05-2022-02-59-PM

Date	Starting Hr:min	<15	15 to <20	20 to <25	25 to <30	30 to <35	35 to <40	40 to <45	45 to <50	50 to <55	55 to <60	60 to <65	65 to <70	70 to <75	75 to <80	80 to <85	85 to <90	90 to <95	95 to <100	100 to >105	Total Counts	85pct Speed	10MPH Pace	% in pace	# of Speeders	% Speeders
20/09/2022	00:00	*	*	*	*	*	*	*	*	*	*	*	*	*	*	*	*	*	*	*	*	*	*	*	*	*
20/09/2022	01:00	*	*	*	*	*	*	*	*	*	*	*	*	*	*	*	*	*	*	*	*	*	*	*	*	*
20/09/2022	02:00	*	*	*	*	*	*	*	*	*	*	*	*	*	*	*	*	*	*	*	*	*	*	*	*	*
20/09/2022	03:00	*	*	*	*	*	*	*	*	*	*	*	*	*	*	*	*	*	*	*	*	*	*	*	*	*
20/09/2022	04:00	*	*	*	*	*	*	*	*	*	*	*	*	*	*	*	*	*	*	*	*	*	*	*	*	*
20/09/2022	05:00	*	*	*	*	*	*	*	*	*	*	*	*	*	*	*	*	*	*	*	*	*	*	*	*	*
20/09/2022	06:00	*	*	*	*	*	*	*	*	*	*	*	*	*	*	*	*	*	*	*	*	*	*	*	*	*
20/09/2022	07:00	*	*	*	*	*	*	*	*	*	*	*	*	*	*	*	*	*	*	*	*	*	*	*	*	*
20/09/2022	08:00	*	*	*	*	*	*	*	*	*	*	*	*	*	*	*	*	*	*	*	*	*	*	*	*	*
20/09/2022	09:00	*	*	*	*	*	*	*	*	*	*	*	*	*	*	*	*	*	*	*	*	*	*	*	*	*
20/09/2022	10:00	*	*	*	*	*	*	*	*	*	*	*	*	*	*	*	*	*	*	*	*	*	*	*	*	*
20/09/2022	11:00	*	*	*	*	*	*	*	*	*	*	*	*	*	*	*	*	*	*	*	*	*	*	*	*	*
20/09/2022	12:00	*	*	*	*	*	*	*	*	*	*	*	*	*	*	*	*	*	*	*	*	*	*	*	*	*
20/09/2022	13:00	*	*	*	*	*	*	*	*	*	*	*	*	*	*	*	*	*	*	*	*	*	*	*	*	*
20/09/2022	14:00	*	*	*	*	*	*	*	*	*	*	*	*	*	*	*	*	*	*	*	*	*	*	*	*	*
20/09/2022	15:00	*	*	*	*	*	*	*	*	*	*	*	*	*	*	*	*	*	*	*	*	*	*	*	*	*
20/09/2022	16:00	*	*	*	*	*	*	*	*	*	*	*	*	*	*	*	*	*	*	*	*	*	*	*	*	*
20/09/2022	17:00	*	*	*	*	*	*	*	*	*	*	*	*	*	*	*	*	*	*	*	*	*	*	*	*	*
20/09/2022	18:00	*	*	*	*	*	*	*	*	*	*	*	*	*	*	*	*	*	*	*	*	*	*	*	*	*
20/09/2022	19:00	*	*	*	*	*	*	*	*	*	*	*	*	*	*	*	*	*	*	*	*	*	*	*	*	*
20/09/2022	20:00	*	*	*	*	*	*	*	*	*	*	*	*	*	*	*	*	*	*	*	*	*	*	*	*	*
20/09/2022	21:00	*	*	*	*	*	*	*	*	*	*	*	*	*	*	*	*	*	*	*	*	*	*	*	*	*
20/09/2022	22:00	*	*	*	*	*	*	*	*	*	*	*	*	*	*	*	*	*	*	*	*	*	*	*	*	*
20/09/2022	23:00	*	*	*	*	*	*	*	*	*	*	*	*	*	*	*	*	*	*	*	*	*	*	*	*	*
24 Hr Summary		0	0	0	0	0	0	0	0	0	0	0	0	0	0	0	0	0	0	0	0	0	0	*	*	*

Incoming Histogram
 Outside Village Hall
 Hall Lane coming into the village from Long Stratton
 from Sun-Jul-17-2022-07-00-PM to Wed-Oct-05-2022-02-59-PM

Date	Starting Hr:min	<15	15 to <20	20 to <25	25 to <30	30 to <35	35 to <40	40 to <45	45 to <50	50 to <55	55 to <60	60 to <65	65 to <70	70 to <75	75 to <80	80 to <85	85 to <90	90 to <95	95 to <100	100 to >105	Total Counts	85pct Speed	10MPH Pace	% in pace	# of Speeders	% Speeders
21/09/2022	00:00	*	*	*	*	*	*	*	*	*	*	*	*	*	*	*	*	*	*	*	*	*	*	*	*	*
21/09/2022	01:00	*	*	*	*	*	*	*	*	*	*	*	*	*	*	*	*	*	*	*	*	*	*	*	*	*
21/09/2022	02:00	*	*	*	*	*	*	*	*	*	*	*	*	*	*	*	*	*	*	*	*	*	*	*	*	*
21/09/2022	03:00	*	*	*	*	*	*	*	*	*	*	*	*	*	*	*	*	*	*	*	*	*	*	*	*	*
21/09/2022	04:00	*	*	*	*	*	*	*	*	*	*	*	*	*	*	*	*	*	*	*	*	*	*	*	*	*
21/09/2022	05:00	*	*	*	*	*	*	*	*	*	*	*	*	*	*	*	*	*	*	*	*	*	*	*	*	*
21/09/2022	06:00	*	*	*	*	*	*	*	*	*	*	*	*	*	*	*	*	*	*	*	*	*	*	*	*	*
21/09/2022	07:00	*	*	*	*	*	*	*	*	*	*	*	*	*	*	*	*	*	*	*	*	*	*	*	*	*
21/09/2022	08:00	*	*	*	*	*	*	*	*	*	*	*	*	*	*	*	*	*	*	*	*	*	*	*	*	*
21/09/2022	09:00	*	*	*	*	*	*	*	*	*	*	*	*	*	*	*	*	*	*	*	*	*	*	*	*	*
21/09/2022	10:00	*	*	*	*	*	*	*	*	*	*	*	*	*	*	*	*	*	*	*	*	*	*	*	*	*
21/09/2022	11:00	*	*	*	*	*	*	*	*	*	*	*	*	*	*	*	*	*	*	*	*	*	*	*	*	*
21/09/2022	12:00	*	*	*	*	*	*	*	*	*	*	*	*	*	*	*	*	*	*	*	*	*	*	*	*	*
21/09/2022	13:00	*	*	*	*	*	*	*	*	*	*	*	*	*	*	*	*	*	*	*	*	*	*	*	*	*
21/09/2022	14:00	*	*	*	*	*	*	*	*	*	*	*	*	*	*	*	*	*	*	*	*	*	*	*	*	*
21/09/2022	15:00	*	*	*	*	*	*	*	*	*	*	*	*	*	*	*	*	*	*	*	*	*	*	*	*	*
21/09/2022	16:00	*	*	*	*	*	*	*	*	*	*	*	*	*	*	*	*	*	*	*	*	*	*	*	*	*
21/09/2022	17:00	*	*	*	*	*	*	*	*	*	*	*	*	*	*	*	*	*	*	*	*	*	*	*	*	*
21/09/2022	18:00	*	*	*	*	*	*	*	*	*	*	*	*	*	*	*	*	*	*	*	*	*	*	*	*	*
21/09/2022	19:00	*	*	*	*	*	*	*	*	*	*	*	*	*	*	*	*	*	*	*	*	*	*	*	*	*
21/09/2022	20:00	*	*	*	*	*	*	*	*	*	*	*	*	*	*	*	*	*	*	*	*	*	*	*	*	*
21/09/2022	21:00	*	*	*	*	*	*	*	*	*	*	*	*	*	*	*	*	*	*	*	*	*	*	*	*	*
21/09/2022	22:00	*	*	*	*	*	*	*	*	*	*	*	*	*	*	*	*	*	*	*	*	*	*	*	*	*
21/09/2022	23:00	*	*	*	*	*	*	*	*	*	*	*	*	*	*	*	*	*	*	*	*	*	*	*	*	*
24 Hr Summary		0	0	0	0	0	0	0	0	0	0	0	0	0	0	0	0	0	0	0	0	0	0	*	*	*

Incoming Histogram
 Outside Village Hall
 Hall Lane coming into the village from Long Stratton
 from Sun-Jul-17-2022-07-00-PM to Wed-Oct-05-2022-02-59-PM

Date	Starting Hr:min	<15	15 to <20	20 to <25	25 to <30	30 to <35	35 to <40	40 to <45	45 to <50	50 to <55	55 to <60	60 to <65	65 to <70	70 to <75	75 to <80	80 to <85	85 to <90	90 to <95	95 to <100	100 to >105	Total Counts	85pct Speed	10MPH Pace	% in pace	# of Speeders	% Speeders
22/09/2022	00:00	*	*	*	*	*	*	*	*	*	*	*	*	*	*	*	*	*	*	*	*	*	*	*	*	*
22/09/2022	01:00	*	*	*	*	*	*	*	*	*	*	*	*	*	*	*	*	*	*	*	*	*	*	*	*	*
22/09/2022	02:00	*	*	*	*	*	*	*	*	*	*	*	*	*	*	*	*	*	*	*	*	*	*	*	*	*
22/09/2022	03:00	*	*	*	*	*	*	*	*	*	*	*	*	*	*	*	*	*	*	*	*	*	*	*	*	*
22/09/2022	04:00	*	*	*	*	*	*	*	*	*	*	*	*	*	*	*	*	*	*	*	*	*	*	*	*	*
22/09/2022	05:00	*	*	*	*	*	*	*	*	*	*	*	*	*	*	*	*	*	*	*	*	*	*	*	*	*
22/09/2022	06:00	*	*	*	*	*	*	*	*	*	*	*	*	*	*	*	*	*	*	*	*	*	*	*	*	*
22/09/2022	07:00	*	*	*	*	*	*	*	*	*	*	*	*	*	*	*	*	*	*	*	*	*	*	*	*	*
22/09/2022	08:00	*	*	*	*	*	*	*	*	*	*	*	*	*	*	*	*	*	*	*	*	*	*	*	*	*
22/09/2022	09:00	*	*	*	*	*	*	*	*	*	*	*	*	*	*	*	*	*	*	*	*	*	*	*	*	*
22/09/2022	10:00	*	*	*	*	*	*	*	*	*	*	*	*	*	*	*	*	*	*	*	*	*	*	*	*	*
22/09/2022	11:00	*	*	*	*	*	*	*	*	*	*	*	*	*	*	*	*	*	*	*	*	*	*	*	*	*
22/09/2022	12:00	*	*	*	*	*	*	*	*	*	*	*	*	*	*	*	*	*	*	*	*	*	*	*	*	*
22/09/2022	13:00	*	*	*	*	*	*	*	*	*	*	*	*	*	*	*	*	*	*	*	*	*	*	*	*	*
22/09/2022	14:00	*	*	*	*	*	*	*	*	*	*	*	*	*	*	*	*	*	*	*	*	*	*	*	*	*
22/09/2022	15:00	*	*	*	*	*	*	*	*	*	*	*	*	*	*	*	*	*	*	*	*	*	*	*	*	*
22/09/2022	16:00	*	*	*	*	*	*	*	*	*	*	*	*	*	*	*	*	*	*	*	*	*	*	*	*	*
22/09/2022	17:00	*	*	*	*	*	*	*	*	*	*	*	*	*	*	*	*	*	*	*	*	*	*	*	*	*
22/09/2022	18:00	*	*	*	*	*	*	*	*	*	*	*	*	*	*	*	*	*	*	*	*	*	*	*	*	*
22/09/2022	19:00	*	*	*	*	*	*	*	*	*	*	*	*	*	*	*	*	*	*	*	*	*	*	*	*	*
22/09/2022	20:00	*	*	*	*	*	*	*	*	*	*	*	*	*	*	*	*	*	*	*	*	*	*	*	*	*
22/09/2022	21:00	*	*	*	*	*	*	*	*	*	*	*	*	*	*	*	*	*	*	*	*	*	*	*	*	*
22/09/2022	22:00	*	*	*	*	*	*	*	*	*	*	*	*	*	*	*	*	*	*	*	*	*	*	*	*	*
22/09/2022	23:00	*	*	*	*	*	*	*	*	*	*	*	*	*	*	*	*	*	*	*	*	*	*	*	*	*
24 Hr Summary		0	0	0	0	0	0	0	0	0	0	0	0	0	0	0	0	0	0	0	0	0	0	*	*	*

Incoming Histogram
 Outside Village Hall
 Hall Lane coming into the village from Long Stratton
 from Sun-Jul-17-2022-07-00-PM to Wed-Oct-05-2022-02-59-PM

Date	Starting Hr:min	<15	15 to <20	20 to <25	25 to <30	30 to <35	35 to <40	40 to <45	45 to <50	50 to <55	55 to <60	60 to <65	65 to <70	70 to <75	75 to <80	80 to <85	85 to <90	90 to <95	95 to <100	100 to >105	Total Counts	85pct Speed	10MPH Pace	% in pace	# of Speeders	% Speeders
23/09/2022	00:00	*	*	*	*	*	*	*	*	*	*	*	*	*	*	*	*	*	*	*	*	*	*	*	*	*
23/09/2022	01:00	*	*	*	*	*	*	*	*	*	*	*	*	*	*	*	*	*	*	*	*	*	*	*	*	*
23/09/2022	02:00	*	*	*	*	*	*	*	*	*	*	*	*	*	*	*	*	*	*	*	*	*	*	*	*	*
23/09/2022	03:00	*	*	*	*	*	*	*	*	*	*	*	*	*	*	*	*	*	*	*	*	*	*	*	*	*
23/09/2022	04:00	*	*	*	*	*	*	*	*	*	*	*	*	*	*	*	*	*	*	*	*	*	*	*	*	*
23/09/2022	05:00	*	*	*	*	*	*	*	*	*	*	*	*	*	*	*	*	*	*	*	*	*	*	*	*	*
23/09/2022	06:00	*	*	*	*	*	*	*	*	*	*	*	*	*	*	*	*	*	*	*	*	*	*	*	*	*
23/09/2022	07:00	*	*	*	*	*	*	*	*	*	*	*	*	*	*	*	*	*	*	*	*	*	*	*	*	*
23/09/2022	08:00	*	*	*	*	*	*	*	*	*	*	*	*	*	*	*	*	*	*	*	*	*	*	*	*	*
23/09/2022	09:00	*	*	*	*	*	*	*	*	*	*	*	*	*	*	*	*	*	*	*	*	*	*	*	*	*
23/09/2022	10:00	*	*	*	*	*	*	*	*	*	*	*	*	*	*	*	*	*	*	*	*	*	*	*	*	*
23/09/2022	11:00	*	*	*	*	*	*	*	*	*	*	*	*	*	*	*	*	*	*	*	*	*	*	*	*	*
23/09/2022	12:00	*	*	*	*	*	*	*	*	*	*	*	*	*	*	*	*	*	*	*	*	*	*	*	*	*
23/09/2022	13:00	*	*	*	*	*	*	*	*	*	*	*	*	*	*	*	*	*	*	*	*	*	*	*	*	*
23/09/2022	14:00	*	*	*	*	*	*	*	*	*	*	*	*	*	*	*	*	*	*	*	*	*	*	*	*	*
23/09/2022	15:00	*	*	*	*	*	*	*	*	*	*	*	*	*	*	*	*	*	*	*	*	*	*	*	*	*
23/09/2022	16:00	*	*	*	*	*	*	*	*	*	*	*	*	*	*	*	*	*	*	*	*	*	*	*	*	*
23/09/2022	17:00	*	*	*	*	*	*	*	*	*	*	*	*	*	*	*	*	*	*	*	*	*	*	*	*	*
23/09/2022	18:00	*	*	*	*	*	*	*	*	*	*	*	*	*	*	*	*	*	*	*	*	*	*	*	*	*
23/09/2022	19:00	*	*	*	*	*	*	*	*	*	*	*	*	*	*	*	*	*	*	*	*	*	*	*	*	*
23/09/2022	20:00	*	*	*	*	*	*	*	*	*	*	*	*	*	*	*	*	*	*	*	*	*	*	*	*	*
23/09/2022	21:00	*	*	*	*	*	*	*	*	*	*	*	*	*	*	*	*	*	*	*	*	*	*	*	*	*
23/09/2022	22:00	*	*	*	*	*	*	*	*	*	*	*	*	*	*	*	*	*	*	*	*	*	*	*	*	*
23/09/2022	23:00	*	*	*	*	*	*	*	*	*	*	*	*	*	*	*	*	*	*	*	*	*	*	*	*	*
24 Hr Summary		0	0	0	0	0	0	0	0	0	0	0	0	0	0	0	0	0	0	0	0	0	0	*	*	*

Incoming Histogram
 Outside Village Hall
 Hall Lane coming into the village from Long Stratton
 from Sun-Jul-17-2022-07-00-PM to Wed-Oct-05-2022-02-59-PM

Date	Starting Hr:min	<15	15 to <20	20 to <25	25 to <30	30 to <35	35 to <40	40 to <45	45 to <50	50 to <55	55 to <60	60 to <65	65 to <70	70 to <75	75 to <80	80 to <85	85 to <90	90 to <95	95 to <100	100 to >105	Total Counts	85pct Speed	10MPH Pace	% in pace	# of Speeders	% Speeders
24/09/2022	00:00	*	*	*	*	*	*	*	*	*	*	*	*	*	*	*	*	*	*	*	*	*	*	*	*	*
24/09/2022	01:00	*	*	*	*	*	*	*	*	*	*	*	*	*	*	*	*	*	*	*	*	*	*	*	*	*
24/09/2022	02:00	*	*	*	*	*	*	*	*	*	*	*	*	*	*	*	*	*	*	*	*	*	*	*	*	*
24/09/2022	03:00	*	*	*	*	*	*	*	*	*	*	*	*	*	*	*	*	*	*	*	*	*	*	*	*	*
24/09/2022	04:00	*	*	*	*	*	*	*	*	*	*	*	*	*	*	*	*	*	*	*	*	*	*	*	*	*
24/09/2022	05:00	*	*	*	*	*	*	*	*	*	*	*	*	*	*	*	*	*	*	*	*	*	*	*	*	*
24/09/2022	06:00	*	*	*	*	*	*	*	*	*	*	*	*	*	*	*	*	*	*	*	*	*	*	*	*	*
24/09/2022	07:00	*	*	*	*	*	*	*	*	*	*	*	*	*	*	*	*	*	*	*	*	*	*	*	*	*
24/09/2022	08:00	*	*	*	*	*	*	*	*	*	*	*	*	*	*	*	*	*	*	*	*	*	*	*	*	*
24/09/2022	09:00	*	*	*	*	*	*	*	*	*	*	*	*	*	*	*	*	*	*	*	*	*	*	*	*	*
24/09/2022	10:00	*	*	*	*	*	*	*	*	*	*	*	*	*	*	*	*	*	*	*	*	*	*	*	*	*
24/09/2022	11:00	*	*	*	*	*	*	*	*	*	*	*	*	*	*	*	*	*	*	*	*	*	*	*	*	*
24/09/2022	12:00	*	*	*	*	*	*	*	*	*	*	*	*	*	*	*	*	*	*	*	*	*	*	*	*	*
24/09/2022	13:00	*	*	*	*	*	*	*	*	*	*	*	*	*	*	*	*	*	*	*	*	*	*	*	*	*
24/09/2022	14:00	*	*	*	*	*	*	*	*	*	*	*	*	*	*	*	*	*	*	*	*	*	*	*	*	*
24/09/2022	15:00	*	*	*	*	*	*	*	*	*	*	*	*	*	*	*	*	*	*	*	*	*	*	*	*	*
24/09/2022	16:00	*	*	*	*	*	*	*	*	*	*	*	*	*	*	*	*	*	*	*	*	*	*	*	*	*
24/09/2022	17:00	*	*	*	*	*	*	*	*	*	*	*	*	*	*	*	*	*	*	*	*	*	*	*	*	*
24/09/2022	18:00	*	*	*	*	*	*	*	*	*	*	*	*	*	*	*	*	*	*	*	*	*	*	*	*	*
24/09/2022	19:00	*	*	*	*	*	*	*	*	*	*	*	*	*	*	*	*	*	*	*	*	*	*	*	*	*
24/09/2022	20:00	*	*	*	*	*	*	*	*	*	*	*	*	*	*	*	*	*	*	*	*	*	*	*	*	*
24/09/2022	21:00	*	*	*	*	*	*	*	*	*	*	*	*	*	*	*	*	*	*	*	*	*	*	*	*	*
24/09/2022	22:00	*	*	*	*	*	*	*	*	*	*	*	*	*	*	*	*	*	*	*	*	*	*	*	*	*
24/09/2022	23:00	*	*	*	*	*	*	*	*	*	*	*	*	*	*	*	*	*	*	*	*	*	*	*	*	*
24 Hr Summary		0	0	0	0	0	0	0	0	0	0	0	0	0	0	0	0	0	0	0	0	0	0	*	*	*

Incoming Histogram
 Outside Village Hall
 Hall Lane coming into the village from Long Stratton
 from Sun-Jul-17-2022-07-00-PM to Wed-Oct-05-2022-02-59-PM

Date	Starting Hr:min	<15	15 to <20	20 to <25	25 to <30	30 to <35	35 to <40	40 to <45	45 to <50	50 to <55	55 to <60	60 to <65	65 to <70	70 to <75	75 to <80	80 to <85	85 to <90	90 to <95	95 to <100	100 to >105	Total Counts	85pct Speed	10MPH Pace	% in pace	# of Speeders	% Speeders
25/09/2022	00:00	*	*	*	*	*	*	*	*	*	*	*	*	*	*	*	*	*	*	*	*	*	*	*	*	*
25/09/2022	01:00	*	*	*	*	*	*	*	*	*	*	*	*	*	*	*	*	*	*	*	*	*	*	*	*	*
25/09/2022	02:00	*	*	*	*	*	*	*	*	*	*	*	*	*	*	*	*	*	*	*	*	*	*	*	*	*
25/09/2022	03:00	*	*	*	*	*	*	*	*	*	*	*	*	*	*	*	*	*	*	*	*	*	*	*	*	*
25/09/2022	04:00	*	*	*	*	*	*	*	*	*	*	*	*	*	*	*	*	*	*	*	*	*	*	*	*	*
25/09/2022	05:00	*	*	*	*	*	*	*	*	*	*	*	*	*	*	*	*	*	*	*	*	*	*	*	*	*
25/09/2022	06:00	*	*	*	*	*	*	*	*	*	*	*	*	*	*	*	*	*	*	*	*	*	*	*	*	*
25/09/2022	07:00	*	*	*	*	*	*	*	*	*	*	*	*	*	*	*	*	*	*	*	*	*	*	*	*	*
25/09/2022	08:00	*	*	*	*	*	*	*	*	*	*	*	*	*	*	*	*	*	*	*	*	*	*	*	*	*
25/09/2022	09:00	*	*	*	*	*	*	*	*	*	*	*	*	*	*	*	*	*	*	*	*	*	*	*	*	*
25/09/2022	10:00	*	*	*	*	*	*	*	*	*	*	*	*	*	*	*	*	*	*	*	*	*	*	*	*	*
25/09/2022	11:00	*	*	*	*	*	*	*	*	*	*	*	*	*	*	*	*	*	*	*	*	*	*	*	*	*
25/09/2022	12:00	*	*	*	*	*	*	*	*	*	*	*	*	*	*	*	*	*	*	*	*	*	*	*	*	*
25/09/2022	13:00	*	*	*	*	*	*	*	*	*	*	*	*	*	*	*	*	*	*	*	*	*	*	*	*	*
25/09/2022	14:00	*	*	*	*	*	*	*	*	*	*	*	*	*	*	*	*	*	*	*	*	*	*	*	*	*
25/09/2022	15:00	*	*	*	*	*	*	*	*	*	*	*	*	*	*	*	*	*	*	*	*	*	*	*	*	*
25/09/2022	16:00	*	*	*	*	*	*	*	*	*	*	*	*	*	*	*	*	*	*	*	*	*	*	*	*	*
25/09/2022	17:00	*	*	*	*	*	*	*	*	*	*	*	*	*	*	*	*	*	*	*	*	*	*	*	*	*
25/09/2022	18:00	*	*	*	*	*	*	*	*	*	*	*	*	*	*	*	*	*	*	*	*	*	*	*	*	*
25/09/2022	19:00	*	*	*	*	*	*	*	*	*	*	*	*	*	*	*	*	*	*	*	*	*	*	*	*	*
25/09/2022	20:00	*	*	*	*	*	*	*	*	*	*	*	*	*	*	*	*	*	*	*	*	*	*	*	*	*
25/09/2022	21:00	*	*	*	*	*	*	*	*	*	*	*	*	*	*	*	*	*	*	*	*	*	*	*	*	*
25/09/2022	22:00	*	*	*	*	*	*	*	*	*	*	*	*	*	*	*	*	*	*	*	*	*	*	*	*	*
25/09/2022	23:00	*	*	*	*	*	*	*	*	*	*	*	*	*	*	*	*	*	*	*	*	*	*	*	*	*
24 Hr Summary		0	0	0	0	0	0	0	0	0	0	0	0	0	0	0	0	0	0	0	0	0	0	*	*	*

Incoming Histogram
 Outside Village Hall
 Hall Lane coming into the village from Long Stratton
 from Sun-Jul-17-2022-07-00-PM to Wed-Oct-05-2022-02-59-PM

Date	Starting Hr:min	<15	15 to <20	20 to <25	25 to <30	30 to <35	35 to <40	40 to <45	45 to <50	50 to <55	55 to <60	60 to <65	65 to <70	70 to <75	75 to <80	80 to <85	85 to <90	90 to <95	95 to <100	100 to >105	Total Counts	85pct Speed	10MPH Pace	% in pace	# of Speeders	% Speeders
26/09/2022	00:00	*	*	*	*	*	*	*	*	*	*	*	*	*	*	*	*	*	*	*	*	*	*	*	*	*
26/09/2022	01:00	*	*	*	*	*	*	*	*	*	*	*	*	*	*	*	*	*	*	*	*	*	*	*	*	*
26/09/2022	02:00	*	*	*	*	*	*	*	*	*	*	*	*	*	*	*	*	*	*	*	*	*	*	*	*	*
26/09/2022	03:00	*	*	*	*	*	*	*	*	*	*	*	*	*	*	*	*	*	*	*	*	*	*	*	*	*
26/09/2022	04:00	*	*	*	*	*	*	*	*	*	*	*	*	*	*	*	*	*	*	*	*	*	*	*	*	*
26/09/2022	05:00	*	*	*	*	*	*	*	*	*	*	*	*	*	*	*	*	*	*	*	*	*	*	*	*	*
26/09/2022	06:00	*	*	*	*	*	*	*	*	*	*	*	*	*	*	*	*	*	*	*	*	*	*	*	*	*
26/09/2022	07:00	*	*	*	*	*	*	*	*	*	*	*	*	*	*	*	*	*	*	*	*	*	*	*	*	*
26/09/2022	08:00	*	*	*	*	*	*	*	*	*	*	*	*	*	*	*	*	*	*	*	*	*	*	*	*	*
26/09/2022	09:00	*	*	*	*	*	*	*	*	*	*	*	*	*	*	*	*	*	*	*	*	*	*	*	*	*
26/09/2022	10:00	*	*	*	*	*	*	*	*	*	*	*	*	*	*	*	*	*	*	*	*	*	*	*	*	*
26/09/2022	11:00	*	*	*	*	*	*	*	*	*	*	*	*	*	*	*	*	*	*	*	*	*	*	*	*	*
26/09/2022	12:00	*	*	*	*	*	*	*	*	*	*	*	*	*	*	*	*	*	*	*	*	*	*	*	*	*
26/09/2022	13:00	*	*	*	*	*	*	*	*	*	*	*	*	*	*	*	*	*	*	*	*	*	*	*	*	*
26/09/2022	14:00	*	*	*	*	*	*	*	*	*	*	*	*	*	*	*	*	*	*	*	*	*	*	*	*	*
26/09/2022	15:00	*	*	*	*	*	*	*	*	*	*	*	*	*	*	*	*	*	*	*	*	*	*	*	*	*
26/09/2022	16:00	*	*	*	*	*	*	*	*	*	*	*	*	*	*	*	*	*	*	*	*	*	*	*	*	*
26/09/2022	17:00	*	*	*	*	*	*	*	*	*	*	*	*	*	*	*	*	*	*	*	*	*	*	*	*	*
26/09/2022	18:00	*	*	*	*	*	*	*	*	*	*	*	*	*	*	*	*	*	*	*	*	*	*	*	*	*
26/09/2022	19:00	*	*	*	*	*	*	*	*	*	*	*	*	*	*	*	*	*	*	*	*	*	*	*	*	*
26/09/2022	20:00	*	*	*	*	*	*	*	*	*	*	*	*	*	*	*	*	*	*	*	*	*	*	*	*	*
26/09/2022	21:00	*	*	*	*	*	*	*	*	*	*	*	*	*	*	*	*	*	*	*	*	*	*	*	*	*
26/09/2022	22:00	*	*	*	*	*	*	*	*	*	*	*	*	*	*	*	*	*	*	*	*	*	*	*	*	*
26/09/2022	23:00	*	*	*	*	*	*	*	*	*	*	*	*	*	*	*	*	*	*	*	*	*	*	*	*	*
24 Hr Summary		0	0	0	0	0	0	0	0	0	0	0	0	0	0	0	0	0	0	0	0	0	0	*	*	*

Incoming Histogram
 Outside Village Hall
 Hall Lane coming into the village from Long Stratton
 from Sun-Jul-17-2022-07-00-PM to Wed-Oct-05-2022-02-59-PM

Date	Starting Hr:min	<15	15 to <20	20 to <25	25 to <30	30 to <35	35 to <40	40 to <45	45 to <50	50 to <55	55 to <60	60 to <65	65 to <70	70 to <75	75 to <80	80 to <85	85 to <90	90 to <95	95 to <100	100 to >105	Total Counts	85pct Speed	10MPH Pace	% in pace	# of Speeders	% Speeders
27/09/2022	00:00	*	*	*	*	*	*	*	*	*	*	*	*	*	*	*	*	*	*	*	*	*	*	*	*	*
27/09/2022	01:00	*	*	*	*	*	*	*	*	*	*	*	*	*	*	*	*	*	*	*	*	*	*	*	*	*
27/09/2022	02:00	*	*	*	*	*	*	*	*	*	*	*	*	*	*	*	*	*	*	*	*	*	*	*	*	*
27/09/2022	03:00	*	*	*	*	*	*	*	*	*	*	*	*	*	*	*	*	*	*	*	*	*	*	*	*	*
27/09/2022	04:00	*	*	*	*	*	*	*	*	*	*	*	*	*	*	*	*	*	*	*	*	*	*	*	*	*
27/09/2022	05:00	*	*	*	*	*	*	*	*	*	*	*	*	*	*	*	*	*	*	*	*	*	*	*	*	*
27/09/2022	06:00	*	*	*	*	*	*	*	*	*	*	*	*	*	*	*	*	*	*	*	*	*	*	*	*	*
27/09/2022	07:00	*	*	*	*	*	*	*	*	*	*	*	*	*	*	*	*	*	*	*	*	*	*	*	*	*
27/09/2022	08:00	*	*	*	*	*	*	*	*	*	*	*	*	*	*	*	*	*	*	*	*	*	*	*	*	*
27/09/2022	09:00	*	*	*	*	*	*	*	*	*	*	*	*	*	*	*	*	*	*	*	*	*	*	*	*	*
27/09/2022	10:00	*	*	*	*	*	*	*	*	*	*	*	*	*	*	*	*	*	*	*	*	*	*	*	*	*
27/09/2022	11:00	*	*	*	*	*	*	*	*	*	*	*	*	*	*	*	*	*	*	*	*	*	*	*	*	*
27/09/2022	12:00	*	*	*	*	*	*	*	*	*	*	*	*	*	*	*	*	*	*	*	*	*	*	*	*	*
27/09/2022	13:00	*	*	*	*	*	*	*	*	*	*	*	*	*	*	*	*	*	*	*	*	*	*	*	*	*
27/09/2022	14:00	*	*	*	*	*	*	*	*	*	*	*	*	*	*	*	*	*	*	*	*	*	*	*	*	*
27/09/2022	15:00	*	*	*	*	*	*	*	*	*	*	*	*	*	*	*	*	*	*	*	*	*	*	*	*	*
27/09/2022	16:00	*	*	*	*	*	*	*	*	*	*	*	*	*	*	*	*	*	*	*	*	*	*	*	*	*
27/09/2022	17:00	*	*	*	*	*	*	*	*	*	*	*	*	*	*	*	*	*	*	*	*	*	*	*	*	*
27/09/2022	18:00	*	*	*	*	*	*	*	*	*	*	*	*	*	*	*	*	*	*	*	*	*	*	*	*	*
27/09/2022	19:00	*	*	*	*	*	*	*	*	*	*	*	*	*	*	*	*	*	*	*	*	*	*	*	*	*
27/09/2022	20:00	*	*	*	*	*	*	*	*	*	*	*	*	*	*	*	*	*	*	*	*	*	*	*	*	*
27/09/2022	21:00	*	*	*	*	*	*	*	*	*	*	*	*	*	*	*	*	*	*	*	*	*	*	*	*	*
27/09/2022	22:00	*	*	*	*	*	*	*	*	*	*	*	*	*	*	*	*	*	*	*	*	*	*	*	*	*
27/09/2022	23:00	*	*	*	*	*	*	*	*	*	*	*	*	*	*	*	*	*	*	*	*	*	*	*	*	*
24 Hr Summary		0	0	0	0	0	0	0	0	0	0	0	0	0	0	0	0	0	0	0	0	0	0	*	*	*

Incoming Histogram
 Outside Village Hall
 Hall Lane coming into the village from Long Stratton
 from Sun-Jul-17-2022-07-00-PM to Wed-Oct-05-2022-02-59-PM

Date	Starting Hr:min	<15	15 to <20	20 to <25	25 to <30	30 to <35	35 to <40	40 to <45	45 to <50	50 to <55	55 to <60	60 to <65	65 to <70	70 to <75	75 to <80	80 to <85	85 to <90	90 to <95	95 to <100	100 to >105	Total Counts	85pct Speed	10MPH Pace	% in pace	# of Speeders	% Speeders
28/09/2022	00:00	*	*	*	*	*	*	*	*	*	*	*	*	*	*	*	*	*	*	*	*	*	*	*	*	*
28/09/2022	01:00	*	*	*	*	*	*	*	*	*	*	*	*	*	*	*	*	*	*	*	*	*	*	*	*	*
28/09/2022	02:00	*	*	*	*	*	*	*	*	*	*	*	*	*	*	*	*	*	*	*	*	*	*	*	*	*
28/09/2022	03:00	*	*	*	*	*	*	*	*	*	*	*	*	*	*	*	*	*	*	*	*	*	*	*	*	*
28/09/2022	04:00	*	*	*	*	*	*	*	*	*	*	*	*	*	*	*	*	*	*	*	*	*	*	*	*	*
28/09/2022	05:00	*	*	*	*	*	*	*	*	*	*	*	*	*	*	*	*	*	*	*	*	*	*	*	*	*
28/09/2022	06:00	*	*	*	*	*	*	*	*	*	*	*	*	*	*	*	*	*	*	*	*	*	*	*	*	*
28/09/2022	07:00	*	*	*	*	*	*	*	*	*	*	*	*	*	*	*	*	*	*	*	*	*	*	*	*	*
28/09/2022	08:00	*	*	*	*	*	*	*	*	*	*	*	*	*	*	*	*	*	*	*	*	*	*	*	*	*
28/09/2022	09:00	*	*	*	*	*	*	*	*	*	*	*	*	*	*	*	*	*	*	*	*	*	*	*	*	*
28/09/2022	10:00	*	*	*	*	*	*	*	*	*	*	*	*	*	*	*	*	*	*	*	*	*	*	*	*	*
28/09/2022	11:00	*	*	*	*	*	*	*	*	*	*	*	*	*	*	*	*	*	*	*	*	*	*	*	*	*
28/09/2022	12:00	*	*	*	*	*	*	*	*	*	*	*	*	*	*	*	*	*	*	*	*	*	*	*	*	*
28/09/2022	13:00	*	*	*	*	*	*	*	*	*	*	*	*	*	*	*	*	*	*	*	*	*	*	*	*	*
28/09/2022	14:00	*	*	*	*	*	*	*	*	*	*	*	*	*	*	*	*	*	*	*	*	*	*	*	*	*
28/09/2022	15:00	*	*	*	*	*	*	*	*	*	*	*	*	*	*	*	*	*	*	*	*	*	*	*	*	*
28/09/2022	16:00	*	*	*	*	*	*	*	*	*	*	*	*	*	*	*	*	*	*	*	*	*	*	*	*	*
28/09/2022	17:00	*	*	*	*	*	*	*	*	*	*	*	*	*	*	*	*	*	*	*	*	*	*	*	*	*
28/09/2022	18:00	*	*	*	*	*	*	*	*	*	*	*	*	*	*	*	*	*	*	*	*	*	*	*	*	*
28/09/2022	19:00	*	*	*	*	*	*	*	*	*	*	*	*	*	*	*	*	*	*	*	*	*	*	*	*	*
28/09/2022	20:00	*	*	*	*	*	*	*	*	*	*	*	*	*	*	*	*	*	*	*	*	*	*	*	*	*
28/09/2022	21:00	*	*	*	*	*	*	*	*	*	*	*	*	*	*	*	*	*	*	*	*	*	*	*	*	*
28/09/2022	22:00	*	*	*	*	*	*	*	*	*	*	*	*	*	*	*	*	*	*	*	*	*	*	*	*	*
28/09/2022	23:00	*	*	*	*	*	*	*	*	*	*	*	*	*	*	*	*	*	*	*	*	*	*	*	*	*
24 Hr Summary		0	0	0	0	0	0	0	0	0	0	0	0	0	0	0	0	0	0	0	0	0	0	*	*	*

Incoming Histogram
 Outside Village Hall
 Hall Lane coming into the village from Long Stratton
 from Sun-Jul-17-2022-07-00-PM to Wed-Oct-05-2022-02-59-PM

Date	Starting Hr:min	<15	15 to <20	20 to <25	25 to <30	30 to <35	35 to <40	40 to <45	45 to <50	50 to <55	55 to <60	60 to <65	65 to <70	70 to <75	75 to <80	80 to <85	85 to <90	90 to <95	95 to <100	100 to >105	Total Counts	85pct Speed	10MPH Pace	% in pace	# of Speeders	% Speeders
29/09/2022	00:00	*	*	*	*	*	*	*	*	*	*	*	*	*	*	*	*	*	*	*	*	*	*	*	*	*
29/09/2022	01:00	*	*	*	*	*	*	*	*	*	*	*	*	*	*	*	*	*	*	*	*	*	*	*	*	*
29/09/2022	02:00	*	*	*	*	*	*	*	*	*	*	*	*	*	*	*	*	*	*	*	*	*	*	*	*	*
29/09/2022	03:00	*	*	*	*	*	*	*	*	*	*	*	*	*	*	*	*	*	*	*	*	*	*	*	*	*
29/09/2022	04:00	*	*	*	*	*	*	*	*	*	*	*	*	*	*	*	*	*	*	*	*	*	*	*	*	*
29/09/2022	05:00	*	*	*	*	*	*	*	*	*	*	*	*	*	*	*	*	*	*	*	*	*	*	*	*	*
29/09/2022	06:00	*	*	*	*	*	*	*	*	*	*	*	*	*	*	*	*	*	*	*	*	*	*	*	*	*
29/09/2022	07:00	*	*	*	*	*	*	*	*	*	*	*	*	*	*	*	*	*	*	*	*	*	*	*	*	*
29/09/2022	08:00	*	*	*	*	*	*	*	*	*	*	*	*	*	*	*	*	*	*	*	*	*	*	*	*	*
29/09/2022	09:00	*	*	*	*	*	*	*	*	*	*	*	*	*	*	*	*	*	*	*	*	*	*	*	*	*
29/09/2022	10:00	*	*	*	*	*	*	*	*	*	*	*	*	*	*	*	*	*	*	*	*	*	*	*	*	*
29/09/2022	11:00	*	*	*	*	*	*	*	*	*	*	*	*	*	*	*	*	*	*	*	*	*	*	*	*	*
29/09/2022	12:00	*	*	*	*	*	*	*	*	*	*	*	*	*	*	*	*	*	*	*	*	*	*	*	*	*
29/09/2022	13:00	*	*	*	*	*	*	*	*	*	*	*	*	*	*	*	*	*	*	*	*	*	*	*	*	*
29/09/2022	14:00	*	*	*	*	*	*	*	*	*	*	*	*	*	*	*	*	*	*	*	*	*	*	*	*	*
29/09/2022	15:00	*	*	*	*	*	*	*	*	*	*	*	*	*	*	*	*	*	*	*	*	*	*	*	*	*
29/09/2022	16:00	*	*	*	*	*	*	*	*	*	*	*	*	*	*	*	*	*	*	*	*	*	*	*	*	*
29/09/2022	17:00	*	*	*	*	*	*	*	*	*	*	*	*	*	*	*	*	*	*	*	*	*	*	*	*	*
29/09/2022	18:00	*	*	*	*	*	*	*	*	*	*	*	*	*	*	*	*	*	*	*	*	*	*	*	*	*
29/09/2022	19:00	*	*	*	*	*	*	*	*	*	*	*	*	*	*	*	*	*	*	*	*	*	*	*	*	*
29/09/2022	20:00	*	*	*	*	*	*	*	*	*	*	*	*	*	*	*	*	*	*	*	*	*	*	*	*	*
29/09/2022	21:00	*	*	*	*	*	*	*	*	*	*	*	*	*	*	*	*	*	*	*	*	*	*	*	*	*
29/09/2022	22:00	*	*	*	*	*	*	*	*	*	*	*	*	*	*	*	*	*	*	*	*	*	*	*	*	*
29/09/2022	23:00	*	*	*	*	*	*	*	*	*	*	*	*	*	*	*	*	*	*	*	*	*	*	*	*	*
24 Hr Summary		0	0	0	0	0	0	0	0	0	0	0	0	0	0	0	0	0	0	0	0	0	0	*	*	*

Incoming Histogram
 Outside Village Hall
 Hall Lane coming into the village from Long Stratton
 from Sun-Jul-17-2022-07-00-PM to Wed-Oct-05-2022-02-59-PM

Date	Starting Hr:min	<15	15 to <20	20 to <25	25 to <30	30 to <35	35 to <40	40 to <45	45 to <50	50 to <55	55 to <60	60 to <65	65 to <70	70 to <75	75 to <80	80 to <85	85 to <90	90 to <95	95 to <100	100 to >105	Total Counts	85pct Speed	10MPH Pace	% in pace	# of Speeders	% Speeders
30/09/2022	00:00	*	*	*	*	*	*	*	*	*	*	*	*	*	*	*	*	*	*	*	*	*	*	*	*	*
30/09/2022	01:00	*	*	*	*	*	*	*	*	*	*	*	*	*	*	*	*	*	*	*	*	*	*	*	*	*
30/09/2022	02:00	*	*	*	*	*	*	*	*	*	*	*	*	*	*	*	*	*	*	*	*	*	*	*	*	*
30/09/2022	03:00	*	*	*	*	*	*	*	*	*	*	*	*	*	*	*	*	*	*	*	*	*	*	*	*	*
30/09/2022	04:00	*	*	*	*	*	*	*	*	*	*	*	*	*	*	*	*	*	*	*	*	*	*	*	*	*
30/09/2022	05:00	*	*	*	*	*	*	*	*	*	*	*	*	*	*	*	*	*	*	*	*	*	*	*	*	*
30/09/2022	06:00	*	*	*	*	*	*	*	*	*	*	*	*	*	*	*	*	*	*	*	*	*	*	*	*	*
30/09/2022	07:00	*	*	*	*	*	*	*	*	*	*	*	*	*	*	*	*	*	*	*	*	*	*	*	*	*
30/09/2022	08:00	*	*	*	*	*	*	*	*	*	*	*	*	*	*	*	*	*	*	*	*	*	*	*	*	*
30/09/2022	09:00	*	*	*	*	*	*	*	*	*	*	*	*	*	*	*	*	*	*	*	*	*	*	*	*	*
30/09/2022	10:00	*	*	*	*	*	*	*	*	*	*	*	*	*	*	*	*	*	*	*	*	*	*	*	*	*
30/09/2022	11:00	*	*	*	*	*	*	*	*	*	*	*	*	*	*	*	*	*	*	*	*	*	*	*	*	*
30/09/2022	12:00	*	*	*	*	*	*	*	*	*	*	*	*	*	*	*	*	*	*	*	*	*	*	*	*	*
30/09/2022	13:00	*	*	*	*	*	*	*	*	*	*	*	*	*	*	*	*	*	*	*	*	*	*	*	*	*
30/09/2022	14:00	*	*	*	*	*	*	*	*	*	*	*	*	*	*	*	*	*	*	*	*	*	*	*	*	*
30/09/2022	15:00	*	*	*	*	*	*	*	*	*	*	*	*	*	*	*	*	*	*	*	*	*	*	*	*	*
30/09/2022	16:00	*	*	*	*	*	*	*	*	*	*	*	*	*	*	*	*	*	*	*	*	*	*	*	*	*
30/09/2022	17:00	*	*	*	*	*	*	*	*	*	*	*	*	*	*	*	*	*	*	*	*	*	*	*	*	*
30/09/2022	18:00	*	*	*	*	*	*	*	*	*	*	*	*	*	*	*	*	*	*	*	*	*	*	*	*	*
30/09/2022	19:00	*	*	*	*	*	*	*	*	*	*	*	*	*	*	*	*	*	*	*	*	*	*	*	*	*
30/09/2022	20:00	*	*	*	*	*	*	*	*	*	*	*	*	*	*	*	*	*	*	*	*	*	*	*	*	*
30/09/2022	21:00	*	*	*	*	*	*	*	*	*	*	*	*	*	*	*	*	*	*	*	*	*	*	*	*	*
30/09/2022	22:00	*	*	*	*	*	*	*	*	*	*	*	*	*	*	*	*	*	*	*	*	*	*	*	*	*
30/09/2022	23:00	*	*	*	*	*	*	*	*	*	*	*	*	*	*	*	*	*	*	*	*	*	*	*	*	*
24 Hr Summary		0	0	0	0	0	0	0	0	0	0	0	0	0	0	0	0	0	0	0	0	0	0	*	*	*

Incoming Histogram
 Outside Village Hall
 Hall Lane coming into the village from Long Stratton
 from Sun-Jul-17-2022-07-00-PM to Wed-Oct-05-2022-02-59-PM

Date	Starting Hr:min	<15	15 to <20	20 to <25	25 to <30	30 to <35	35 to <40	40 to <45	45 to <50	50 to <55	55 to <60	60 to <65	65 to <70	70 to <75	75 to <80	80 to <85	85 to <90	90 to <95	95 to <100	100 to >105	Total Counts	85pct Speed	10MPH Pace	% in pace	# of Speeders	% Speeders
01/10/2022	00:00	*	*	*	*	*	*	*	*	*	*	*	*	*	*	*	*	*	*	*	*	*	*	*	*	*
01/10/2022	01:00	*	*	*	*	*	*	*	*	*	*	*	*	*	*	*	*	*	*	*	*	*	*	*	*	*
01/10/2022	02:00	*	*	*	*	*	*	*	*	*	*	*	*	*	*	*	*	*	*	*	*	*	*	*	*	*
01/10/2022	03:00	*	*	*	*	*	*	*	*	*	*	*	*	*	*	*	*	*	*	*	*	*	*	*	*	*
01/10/2022	04:00	*	*	*	*	*	*	*	*	*	*	*	*	*	*	*	*	*	*	*	*	*	*	*	*	*
01/10/2022	05:00	*	*	*	*	*	*	*	*	*	*	*	*	*	*	*	*	*	*	*	*	*	*	*	*	*
01/10/2022	06:00	*	*	*	*	*	*	*	*	*	*	*	*	*	*	*	*	*	*	*	*	*	*	*	*	*
01/10/2022	07:00	*	*	*	*	*	*	*	*	*	*	*	*	*	*	*	*	*	*	*	*	*	*	*	*	*
01/10/2022	08:00	*	*	*	*	*	*	*	*	*	*	*	*	*	*	*	*	*	*	*	*	*	*	*	*	*
01/10/2022	09:00	*	*	*	*	*	*	*	*	*	*	*	*	*	*	*	*	*	*	*	*	*	*	*	*	*
01/10/2022	10:00	*	*	*	*	*	*	*	*	*	*	*	*	*	*	*	*	*	*	*	*	*	*	*	*	*
01/10/2022	11:00	*	*	*	*	*	*	*	*	*	*	*	*	*	*	*	*	*	*	*	*	*	*	*	*	*
01/10/2022	12:00	*	*	*	*	*	*	*	*	*	*	*	*	*	*	*	*	*	*	*	*	*	*	*	*	*
01/10/2022	13:00	*	*	*	*	*	*	*	*	*	*	*	*	*	*	*	*	*	*	*	*	*	*	*	*	*
01/10/2022	14:00	*	*	*	*	*	*	*	*	*	*	*	*	*	*	*	*	*	*	*	*	*	*	*	*	*
01/10/2022	15:00	*	*	*	*	*	*	*	*	*	*	*	*	*	*	*	*	*	*	*	*	*	*	*	*	*
01/10/2022	16:00	*	*	*	*	*	*	*	*	*	*	*	*	*	*	*	*	*	*	*	*	*	*	*	*	*
01/10/2022	17:00	*	*	*	*	*	*	*	*	*	*	*	*	*	*	*	*	*	*	*	*	*	*	*	*	*
01/10/2022	18:00	*	*	*	*	*	*	*	*	*	*	*	*	*	*	*	*	*	*	*	*	*	*	*	*	*
01/10/2022	19:00	*	*	*	*	*	*	*	*	*	*	*	*	*	*	*	*	*	*	*	*	*	*	*	*	*
01/10/2022	20:00	*	*	*	*	*	*	*	*	*	*	*	*	*	*	*	*	*	*	*	*	*	*	*	*	*
01/10/2022	21:00	*	*	*	*	*	*	*	*	*	*	*	*	*	*	*	*	*	*	*	*	*	*	*	*	*
01/10/2022	22:00	*	*	*	*	*	*	*	*	*	*	*	*	*	*	*	*	*	*	*	*	*	*	*	*	*
01/10/2022	23:00	*	*	*	*	*	*	*	*	*	*	*	*	*	*	*	*	*	*	*	*	*	*	*	*	*
24 Hr Summary		0	0	0	0	0	0	0	0	0	0	0	0	0	0	0	0	0	0	0	0	0	0	*	*	*

Incoming Histogram
 Outside Village Hall
 Hall Lane coming into the village from Long Stratton
 from Sun-Jul-17-2022-07-00-PM to Wed-Oct-05-2022-02-59-PM

Date	Starting Hr:min	<15	15 to <20	20 to <25	25 to <30	30 to <35	35 to <40	40 to <45	45 to <50	50 to <55	55 to <60	60 to <65	65 to <70	70 to <75	75 to <80	80 to <85	85 to <90	90 to <95	95 to <100	100 to >105	Total Counts	85pct Speed	10MPH Pace	% in pace	# of Speeders	% Speeders
02/10/2022	00:00	*	*	*	*	*	*	*	*	*	*	*	*	*	*	*	*	*	*	*	*	*	*	*	*	*
02/10/2022	01:00	*	*	*	*	*	*	*	*	*	*	*	*	*	*	*	*	*	*	*	*	*	*	*	*	*
02/10/2022	02:00	*	*	*	*	*	*	*	*	*	*	*	*	*	*	*	*	*	*	*	*	*	*	*	*	*
02/10/2022	03:00	*	*	*	*	*	*	*	*	*	*	*	*	*	*	*	*	*	*	*	*	*	*	*	*	*
02/10/2022	04:00	*	*	*	*	*	*	*	*	*	*	*	*	*	*	*	*	*	*	*	*	*	*	*	*	*
02/10/2022	05:00	*	*	*	*	*	*	*	*	*	*	*	*	*	*	*	*	*	*	*	*	*	*	*	*	*
02/10/2022	06:00	*	*	*	*	*	*	*	*	*	*	*	*	*	*	*	*	*	*	*	*	*	*	*	*	*
02/10/2022	07:00	*	*	*	*	*	*	*	*	*	*	*	*	*	*	*	*	*	*	*	*	*	*	*	*	*
02/10/2022	08:00	*	*	*	*	*	*	*	*	*	*	*	*	*	*	*	*	*	*	*	*	*	*	*	*	*
02/10/2022	09:00	*	*	*	*	*	*	*	*	*	*	*	*	*	*	*	*	*	*	*	*	*	*	*	*	*
02/10/2022	10:00	*	*	*	*	*	*	*	*	*	*	*	*	*	*	*	*	*	*	*	*	*	*	*	*	*
02/10/2022	11:00	*	*	*	*	*	*	*	*	*	*	*	*	*	*	*	*	*	*	*	*	*	*	*	*	*
02/10/2022	12:00	*	*	*	*	*	*	*	*	*	*	*	*	*	*	*	*	*	*	*	*	*	*	*	*	*
02/10/2022	13:00	*	*	*	*	*	*	*	*	*	*	*	*	*	*	*	*	*	*	*	*	*	*	*	*	*
02/10/2022	14:00	*	*	*	*	*	*	*	*	*	*	*	*	*	*	*	*	*	*	*	*	*	*	*	*	*
02/10/2022	15:00	*	*	*	*	*	*	*	*	*	*	*	*	*	*	*	*	*	*	*	*	*	*	*	*	*
02/10/2022	16:00	*	*	*	*	*	*	*	*	*	*	*	*	*	*	*	*	*	*	*	*	*	*	*	*	*
02/10/2022	17:00	*	*	*	*	*	*	*	*	*	*	*	*	*	*	*	*	*	*	*	*	*	*	*	*	*
02/10/2022	18:00	*	*	*	*	*	*	*	*	*	*	*	*	*	*	*	*	*	*	*	*	*	*	*	*	*
02/10/2022	19:00	*	*	*	*	*	*	*	*	*	*	*	*	*	*	*	*	*	*	*	*	*	*	*	*	*
02/10/2022	20:00	*	*	*	*	*	*	*	*	*	*	*	*	*	*	*	*	*	*	*	*	*	*	*	*	*
02/10/2022	21:00	*	*	*	*	*	*	*	*	*	*	*	*	*	*	*	*	*	*	*	*	*	*	*	*	*
02/10/2022	22:00	*	*	*	*	*	*	*	*	*	*	*	*	*	*	*	*	*	*	*	*	*	*	*	*	*
02/10/2022	23:00	*	*	*	*	*	*	*	*	*	*	*	*	*	*	*	*	*	*	*	*	*	*	*	*	*
24 Hr Summary		0	0	0	0	0	0	0	0	0	0	0	0	0	0	0	0	0	0	0	0	0	0	*	*	*

Incoming Histogram
 Outside Village Hall
 Hall Lane coming into the village from Long Stratton
 from Sun-Jul-17-2022-07-00-PM to Wed-Oct-05-2022-02-59-PM

Date	Starting Hr:min	<15	15 to <20	20 to <25	25 to <30	30 to <35	35 to <40	40 to <45	45 to <50	50 to <55	55 to <60	60 to <65	65 to <70	70 to <75	75 to <80	80 to <85	85 to <90	90 to <95	95 to <100	100 to >105	Total Counts	85pct Speed	10MPH Pace	% in pace	# of Speeders	% Speeders
03/10/2022	00:00	*	*	*	*	*	*	*	*	*	*	*	*	*	*	*	*	*	*	*	*	*	*	*	*	*
03/10/2022	01:00	*	*	*	*	*	*	*	*	*	*	*	*	*	*	*	*	*	*	*	*	*	*	*	*	*
03/10/2022	02:00	*	*	*	*	*	*	*	*	*	*	*	*	*	*	*	*	*	*	*	*	*	*	*	*	*
03/10/2022	03:00	*	*	*	*	*	*	*	*	*	*	*	*	*	*	*	*	*	*	*	*	*	*	*	*	*
03/10/2022	04:00	*	*	*	*	*	*	*	*	*	*	*	*	*	*	*	*	*	*	*	*	*	*	*	*	*
03/10/2022	05:00	*	*	*	*	*	*	*	*	*	*	*	*	*	*	*	*	*	*	*	*	*	*	*	*	*
03/10/2022	06:00	*	*	*	*	*	*	*	*	*	*	*	*	*	*	*	*	*	*	*	*	*	*	*	*	*
03/10/2022	07:00	*	*	*	*	*	*	*	*	*	*	*	*	*	*	*	*	*	*	*	*	*	*	*	*	*
03/10/2022	08:00	*	*	*	*	*	*	*	*	*	*	*	*	*	*	*	*	*	*	*	*	*	*	*	*	*
03/10/2022	09:00	*	*	*	*	*	*	*	*	*	*	*	*	*	*	*	*	*	*	*	*	*	*	*	*	*
03/10/2022	10:00	*	*	*	*	*	*	*	*	*	*	*	*	*	*	*	*	*	*	*	*	*	*	*	*	*
03/10/2022	11:00	*	*	*	*	*	*	*	*	*	*	*	*	*	*	*	*	*	*	*	*	*	*	*	*	*
03/10/2022	12:00	*	*	*	*	*	*	*	*	*	*	*	*	*	*	*	*	*	*	*	*	*	*	*	*	*
03/10/2022	13:00	*	*	*	*	*	*	*	*	*	*	*	*	*	*	*	*	*	*	*	*	*	*	*	*	*
03/10/2022	14:00	*	*	*	*	*	*	*	*	*	*	*	*	*	*	*	*	*	*	*	*	*	*	*	*	*
03/10/2022	15:00	*	*	*	*	*	*	*	*	*	*	*	*	*	*	*	*	*	*	*	*	*	*	*	*	*
03/10/2022	16:00	*	*	*	*	*	*	*	*	*	*	*	*	*	*	*	*	*	*	*	*	*	*	*	*	*
03/10/2022	17:00	*	*	*	*	*	*	*	*	*	*	*	*	*	*	*	*	*	*	*	*	*	*	*	*	*
03/10/2022	18:00	*	*	*	*	*	*	*	*	*	*	*	*	*	*	*	*	*	*	*	*	*	*	*	*	*
03/10/2022	19:00	*	*	*	*	*	*	*	*	*	*	*	*	*	*	*	*	*	*	*	*	*	*	*	*	*
03/10/2022	20:00	*	*	*	*	*	*	*	*	*	*	*	*	*	*	*	*	*	*	*	*	*	*	*	*	*
03/10/2022	21:00	*	*	*	*	*	*	*	*	*	*	*	*	*	*	*	*	*	*	*	*	*	*	*	*	*
03/10/2022	22:00	*	*	*	*	*	*	*	*	*	*	*	*	*	*	*	*	*	*	*	*	*	*	*	*	*
03/10/2022	23:00	*	*	*	*	*	*	*	*	*	*	*	*	*	*	*	*	*	*	*	*	*	*	*	*	*
24 Hr Summary		0	0	0	0	0	0	0	0	0	0	0	0	0	0	0	0	0	0	0	0	0	0	*	*	*


Incoming Histogram
 Outside Village Hall
 Hall Lane coming into the village from Long Stratton
 from Sun-Jul-17-2022-07-00-PM to Wed-Oct-05-2022-02-59-PM

Date	Starting Hr:min	<15	15 to <20	20 to <25	25 to <30	30 to <35	35 to <40	40 to <45	45 to <50	50 to <55	55 to <60	60 to <65	65 to <70	70 to <75	75 to <80	80 to <85	85 to <90	90 to <95	95 to <100	100 to >105	Total Counts	85pct Speed	10MPH Pace	% in pace	# of Speeders	% Speeders
04/10/2022	00:00	*	*	*	*	*	*	*	*	*	*	*	*	*	*	*	*	*	*	*	*	*	*	*	*	*
04/10/2022	01:00	*	*	*	*	*	*	*	*	*	*	*	*	*	*	*	*	*	*	*	*	*	*	*	*	*
04/10/2022	02:00	*	*	*	*	*	*	*	*	*	*	*	*	*	*	*	*	*	*	*	*	*	*	*	*	*
04/10/2022	03:00	*	*	*	*	*	*	*	*	*	*	*	*	*	*	*	*	*	*	*	*	*	*	*	*	*
04/10/2022	04:00	*	*	*	*	*	*	*	*	*	*	*	*	*	*	*	*	*	*	*	*	*	*	*	*	*
04/10/2022	05:00	*	*	*	*	*	*	*	*	*	*	*	*	*	*	*	*	*	*	*	*	*	*	*	*	*
04/10/2022	06:00	*	*	*	*	*	*	*	*	*	*	*	*	*	*	*	*	*	*	*	*	*	*	*	*	*
04/10/2022	07:00	*	*	*	*	*	*	*	*	*	*	*	*	*	*	*	*	*	*	*	*	*	*	*	*	*
04/10/2022	08:00	*	*	*	*	*	*	*	*	*	*	*	*	*	*	*	*	*	*	*	*	*	*	*	*	*
04/10/2022	09:00	*	*	*	*	*	*	*	*	*	*	*	*	*	*	*	*	*	*	*	*	*	*	*	*	*
04/10/2022	10:00	*	*	*	*	*	*	*	*	*	*	*	*	*	*	*	*	*	*	*	*	*	*	*	*	*
04/10/2022	11:00	*	*	*	*	*	*	*	*	*	*	*	*	*	*	*	*	*	*	*	*	*	*	*	*	*
04/10/2022	12:00	*	*	*	*	*	*	*	*	*	*	*	*	*	*	*	*	*	*	*	*	*	*	*	*	*
04/10/2022	13:00	*	*	*	*	*	*	*	*	*	*	*	*	*	*	*	*	*	*	*	*	*	*	*	*	*
04/10/2022	14:00	*	*	*	*	*	*	*	*	*	*	*	*	*	*	*	*	*	*	*	*	*	*	*	*	*
04/10/2022	15:00	*	*	*	*	*	*	*	*	*	*	*	*	*	*	*	*	*	*	*	*	*	*	*	*	*
04/10/2022	16:00	*	*	*	*	*	*	*	*	*	*	*	*	*	*	*	*	*	*	*	*	*	*	*	*	*
04/10/2022	17:00	*	*	*	*	*	*	*	*	*	*	*	*	*	*	*	*	*	*	*	*	*	*	*	*	*
04/10/2022	18:00	*	*	*	*	*	*	*	*	*	*	*	*	*	*	*	*	*	*	*	*	*	*	*	*	*
04/10/2022	19:00	*	*	*	*	*	*	*	*	*	*	*	*	*	*	*	*	*	*	*	*	*	*	*	*	*
04/10/2022	20:00	*	*	*	*	*	*	*	*	*	*	*	*	*	*	*	*	*	*	*	*	*	*	*	*	*
04/10/2022	21:00	*	*	*	*	*	*	*	*	*	*	*	*	*	*	*	*	*	*	*	*	*	*	*	*	*
04/10/2022	22:00	*	*	*	*	*	*	*	*	*	*	*	*	*	*	*	*	*	*	*	*	*	*	*	*	*
04/10/2022	23:00	*	*	*	*	*	*	*	*	*	*	*	*	*	*	*	*	*	*	*	*	*	*	*	*	*
24 Hr Summary		0	0	0	0	0	0	0	0	0	0	0	0	0	0	0	0	0	0	0	0	0	0	*	*	*

Incoming Histogram
 Outside Village Hall
 Hall Lane coming into the village from Long Stratton
 from Sun-Jul-17-2022-07-00-PM to Wed-Oct-05-2022-02-59-PM

Date	Starting Hr:min	<15	15 to <20	20 to <25	25 to <30	30 to <35	35 to <40	40 to <45	45 to <50	50 to <55	55 to <60	60 to <65	65 to <70	70 to <75	75 to <80	80 to <85	85 to <90	90 to <95	95 to <100	100 to >105	Total Counts	85pct Speed	10MPH Pace	% in pace	# of Speeders	% Speeders	
05/10/2022	00:00	*	*	*	*	*	*	*	*	*	*	*	*	*	*	*	*	*	*	*	*	*	*	*	*	*	
05/10/2022	01:00	*	*	*	*	*	*	*	*	*	*	*	*	*	*	*	*	*	*	*	*	*	*	*	*	*	
05/10/2022	02:00	*	*	*	*	*	*	*	*	*	*	*	*	*	*	*	*	*	*	*	*	*	*	*	*	*	
05/10/2022	03:00	*	*	*	*	*	*	*	*	*	*	*	*	*	*	*	*	*	*	*	*	*	*	*	*	*	
05/10/2022	04:00	*	*	*	*	*	*	*	*	*	*	*	*	*	*	*	*	*	*	*	*	*	*	*	*	*	
05/10/2022	05:00	*	*	*	*	*	*	*	*	*	*	*	*	*	*	*	*	*	*	*	*	*	*	*	*	*	
05/10/2022	06:00	*	*	*	*	*	*	*	*	*	*	*	*	*	*	*	*	*	*	*	*	*	*	*	*	*	
05/10/2022	07:00	*	*	*	*	*	*	*	*	*	*	*	*	*	*	*	*	*	*	*	*	*	*	*	*	*	
05/10/2022	08:00	*	*	*	*	*	*	*	*	*	*	*	*	*	*	*	*	*	*	*	*	*	*	*	*	*	
05/10/2022	09:00	*	*	*	*	*	*	*	*	*	*	*	*	*	*	*	*	*	*	*	*	*	*	*	*	*	
05/10/2022	10:00	*	*	*	*	*	*	*	*	*	*	*	*	*	*	*	*	*	*	*	*	*	*	*	*	*	
05/10/2022	11:00	*	*	*	*	*	*	*	*	*	*	*	*	*	*	*	*	*	*	*	*	*	*	*	*	*	
05/10/2022	12:00	*	*	*	*	*	*	*	*	*	*	*	*	*	*	*	*	*	*	*	*	*	*	*	*	*	
05/10/2022	13:00	0	0	0	0	0	0	0	0	0	0	0	0	0	0	0	0	0	0	0	0	0	0	*	*	*	
05/10/2022	14:00	0	0	0	0	0	0	0	0	0	0	0	0	0	0	0	0	0	0	0	0	0	0	*	*	*	
05/10/2022	15:00	*	*	*	*	*	*	*	*	*	*	*	*	*	*	*	*	*	*	*	*	*	*	*	*	*	*
05/10/2022	16:00	*	*	*	*	*	*	*	*	*	*	*	*	*	*	*	*	*	*	*	*	*	*	*	*	*	*
05/10/2022	17:00	*	*	*	*	*	*	*	*	*	*	*	*	*	*	*	*	*	*	*	*	*	*	*	*	*	*
05/10/2022	18:00	*	*	*	*	*	*	*	*	*	*	*	*	*	*	*	*	*	*	*	*	*	*	*	*	*	*
05/10/2022	19:00	*	*	*	*	*	*	*	*	*	*	*	*	*	*	*	*	*	*	*	*	*	*	*	*	*	*
05/10/2022	20:00	*	*	*	*	*	*	*	*	*	*	*	*	*	*	*	*	*	*	*	*	*	*	*	*	*	*
05/10/2022	21:00	*	*	*	*	*	*	*	*	*	*	*	*	*	*	*	*	*	*	*	*	*	*	*	*	*	*
05/10/2022	22:00	*	*	*	*	*	*	*	*	*	*	*	*	*	*	*	*	*	*	*	*	*	*	*	*	*	*
05/10/2022	23:00	*	*	*	*	*	*	*	*	*	*	*	*	*	*	*	*	*	*	*	*	*	*	*	*	*	*
24 Hr Summary		0	0	0	0	0	0	0	0	0	0	0	0	0	0	0	0	0	0	0	0	0	0	*	*	*	

Vehicles/Hour

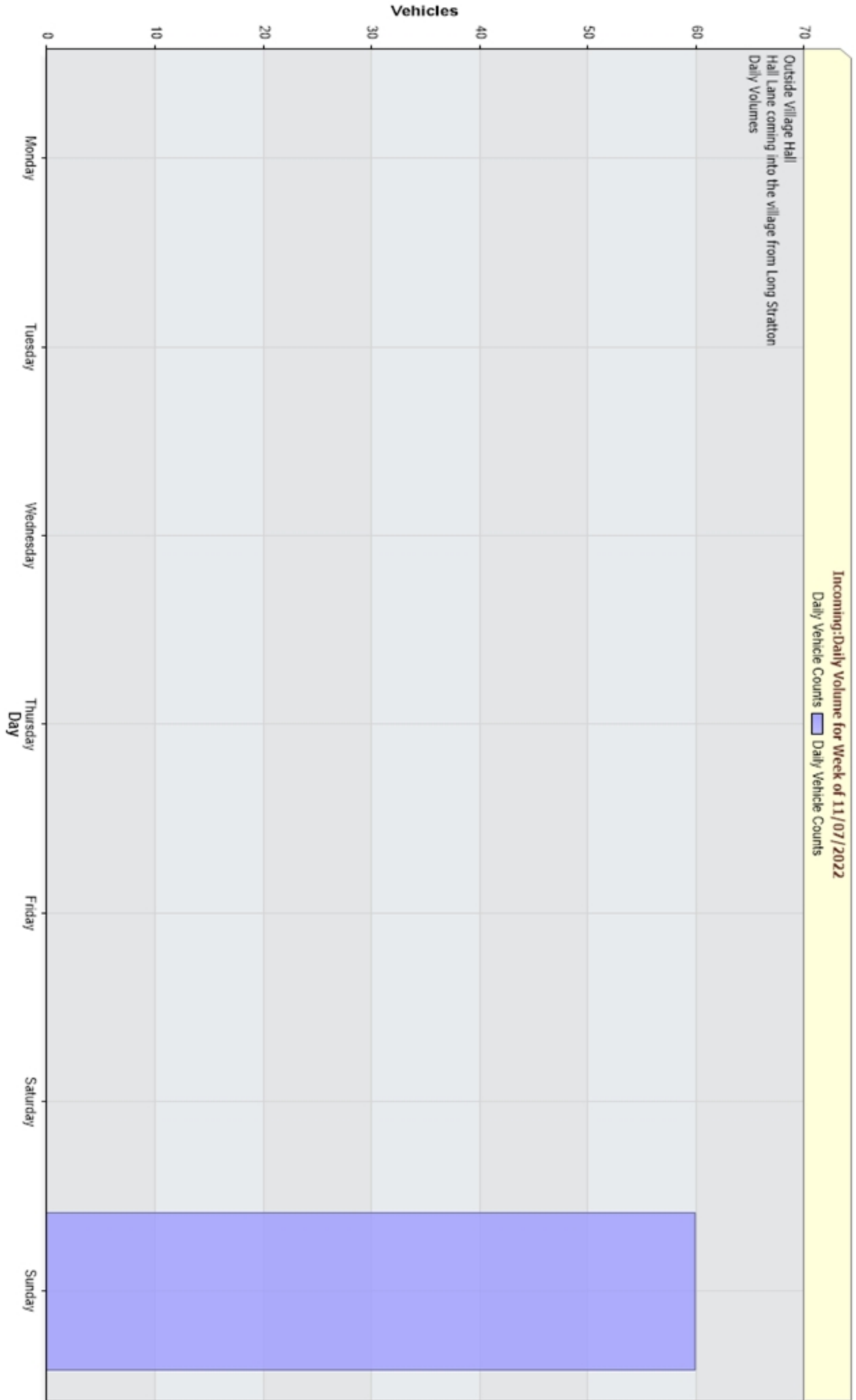


MPH

Incoming: Average Hourly WEEKDAY Speeds for Week of 11/07/2022
Average Hourly WEEKDAY Speeds By Hour (11/07/2022) — Average Hourly WEEKDAY Speeds By Hour (11/07/2022)

Outside Village Hall
Hall Lane coming into the village from Long Stratton
Average Weekly Speeds





Outside Village Hall
Hall Lane coming into the village from Long Stratton
Daily Volumes

Vehicles

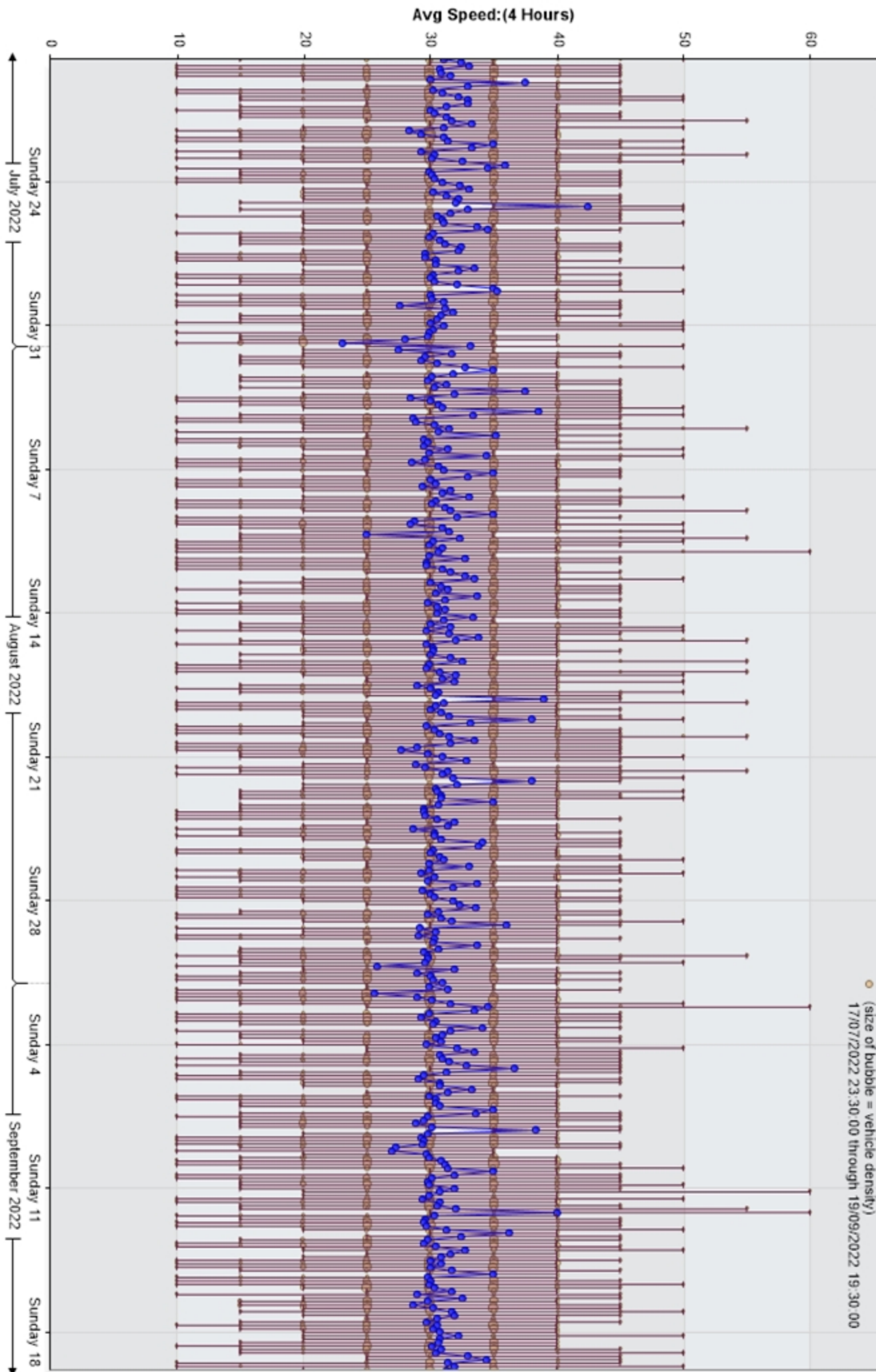
Monday Tuesday Wednesday Thursday Day Friday Saturday Sunday

0 10 20 30 40 50 60 70

Zoom help

Average Vehicle Speed (MPH) vs. Time [Outside Village Hall:Incoming]

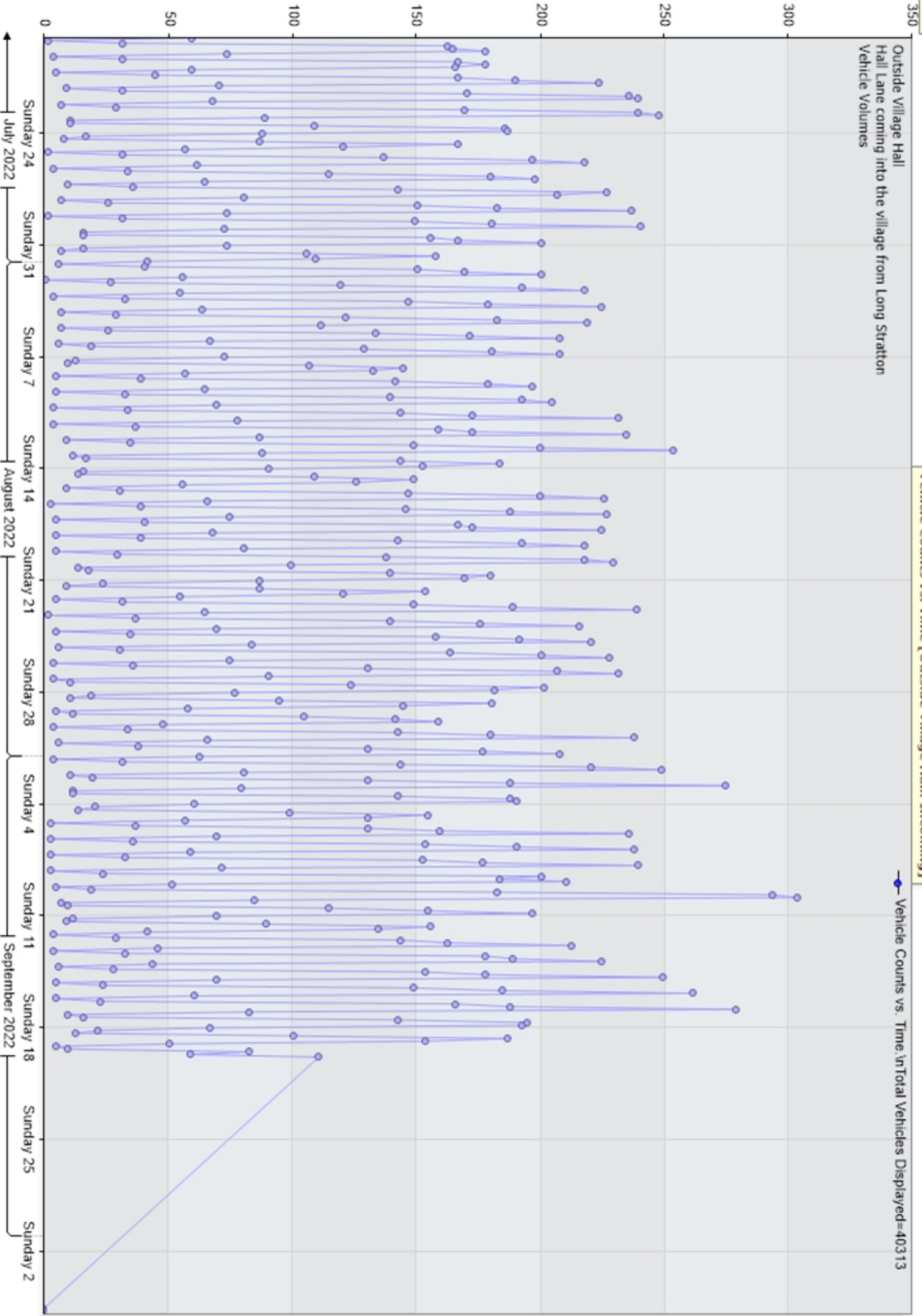
Outside Village Hall
Hall Lane coming into the village from Long Stratton
Average Speed Chart



Zoom help

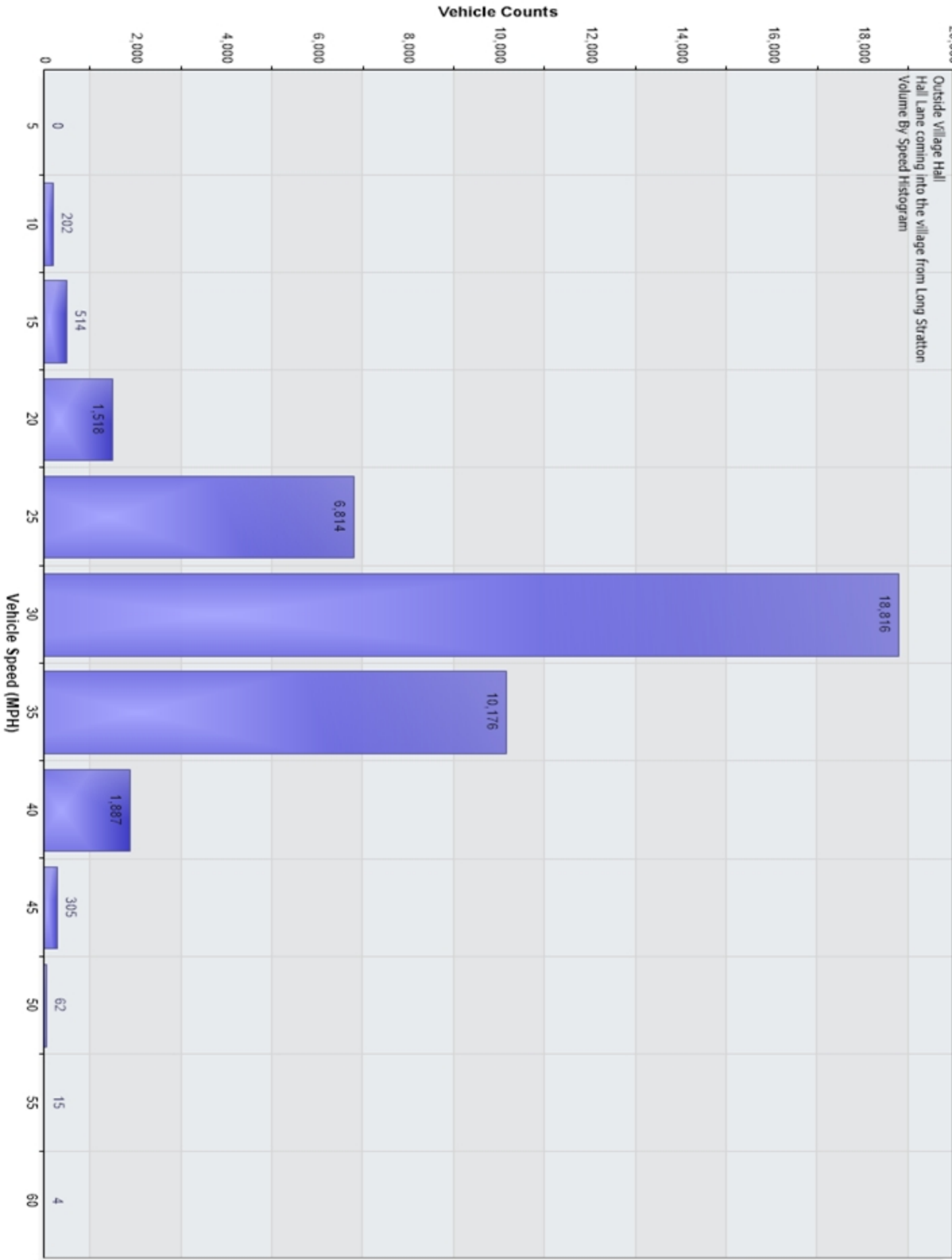
Vehicle Counts vs. Time [Outside Village Hall: Incoming]

Vehicle Counts (4 Hours)



Vehicle Counts Vs. Speed [Outside Village Hall: Incoming]

40,313 Counts



Percentile Counts Vs. Speed for [Outside Village Hall: Incoming]

Outside Village Hall
Hall Lane coming into the village from Long Stratton
85th Pct Speed=33.1 MPH
Vehicles in data=40313
17/07/2022 19:00:00 to 05/10/2022 14:59:59

