

For Project: Hall Lane facing into the Village
 Project Notes:
 Location/Name: Incoming
 Report Generated: 13/01/2022 16:40
 Speed Intervals: 5 MPH
 Time Intervals: Instant
 Traffic Report From: 04/09/2021 17:00:00 through 01/12/2021 14:59:59
 85th Percentile Speed: 33.1 MPH
 85th Percentile Vehicles: 29844
 Max Speed: 55 MPH on 27/10/2021 21:20:00
 Total Vehicles: 35110
 AADT: 399

Volumes - weekly counts

Time	5 Day	7 Day
Average Daily	559	526
AM Peak 09:00	40	36
PM Peak 05:00	54	49

Speed

Speed Limit: 30
 85th Percentile Speed: 33.1
 Average Speed: 27.54

	Monday	Tuesday	Wednesday	Thursday	Friday	Saturday	Sunday
Count over limit	1477	1542	1482	1470	1677	1428	1319
% over limit	27.8	30.2	30.1	27.6	30.1	29.0	33.3
Avg Speeder	33.8	33.6	33.8	33.7	33.7	33.6	33.9

Day/Time Ending	85th pctl (MPH)	85th pctl cnts	Total Cnts	Max Speed	Avg Speeder	% Speeders
04/09/2021 06:00:00 PM	29.8	34	40	35	32.5	12.5%
04/09/2021 07:00:00 PM	32.7	38	45	40	32.9	31.1%
04/09/2021 08:00:00 PM	31.7	28	33	45	33.9	21.2%
04/09/2021 09:00:00 PM	33.2	26	30	35	32.5	36.7%
04/09/2021 10:00:00 PM	33.3	8	10	35	32.5	60.0%
04/09/2021 11:00:00 PM	33.0	14	16	35	32.5	31.3%
05/09/2021 12:00:00 AM	30.0	5	6	35	32.5	16.7%
05/09/2021 01:00:00 AM	30.0	8	10	35	32.5	20.0%
05/09/2021 02:00:00 AM	30.0	1	1	30	0.0	0.0%
05/09/2021 03:00:00 AM	30.0	1	1	30	0.0	0.0%
05/09/2021 04:00:00 AM	35.0	1	1	35	32.5	100.0%
05/09/2021 05:00:00 AM	0.0	0	0	0	0.0	0.0%
05/09/2021 06:00:00 AM	30.0	1	1	30	0.0	0.0%
05/09/2021 07:00:00 AM	33.8	6	7	35	32.5	57.1%
05/09/2021 08:00:00 AM	33.3	5	6	35	32.5	50.0%
05/09/2021 09:00:00 AM	32.9	17	20	35	32.5	35.0%
05/09/2021 10:00:00 AM	31.9	31	36	35	32.5	22.2%
05/09/2021 11:00:00 AM	31.5	41	48	35	32.5	20.8%
05/09/2021 12:00:00 PM	31.7	26	30	35	32.5	20.0%
05/09/2021 01:00:00 PM	30.8	38	45	40	33.8	17.8%
05/09/2021 02:00:00 PM	31.4	26	31	35	32.5	22.6%
05/09/2021 03:00:00 PM	31.2	26	30	40	33.5	16.7%
05/09/2021 04:00:00 PM	31.4	31	36	35	32.5	19.4%
05/09/2021 05:00:00 PM	32.5	31	36	35	32.5	27.8%
05/09/2021 06:00:00 PM	30.0	22	26	40	33.8	15.4%
05/09/2021 07:00:00 PM	29.8	31	37	40	33.5	13.5%
05/09/2021 08:00:00 PM	31.7	13	15	35	32.5	20.0%
05/09/2021 09:00:00 PM	29.4	20	23	40	35.0	8.7%
05/09/2021 10:00:00 PM	33.3	4	5	35	32.5	60.0%
05/09/2021 11:00:00 PM	28.3	4	5	30	0.0	0.0%
06/09/2021 12:00:00 AM	0.0	0	0	0	0.0	0.0%
06/09/2021 01:00:00 AM	30.0	1	1	30	0.0	0.0%
06/09/2021 02:00:00 AM	0.0	0	0	0	0.0	0.0%
06/09/2021 03:00:00 AM	0.0	0	0	0	0.0	0.0%
06/09/2021 04:00:00 AM	35.0	1	1	35	32.5	100.0%
06/09/2021 05:00:00 AM	30.0	2	2	30	0.0	0.0%
06/09/2021 06:00:00 AM	30.0	4	5	35	32.5	20.0%
06/09/2021 07:00:00 AM	35.0	16	19	40	33.7	68.4%
06/09/2021 08:00:00 AM	31.7	38	45	40	33.0	22.2%
06/09/2021 09:00:00 AM	32.7	34	40	40	32.9	30.0%
06/09/2021 10:00:00 AM	29.8	40	47	35	32.5	12.8%
06/09/2021 11:00:00 AM	29.3	46	54	40	33.5	9.3%
06/09/2021 12:00:00 PM	29.8	37	43	35	32.5	11.6%
06/09/2021 01:00:00 PM	28.6	41	48	35	32.5	2.1%
06/09/2021 02:00:00 PM	27.5	45	53	35	32.5	7.5%
06/09/2021 03:00:00 PM	28.4	58	68	35	32.5	4.4%
06/09/2021 04:00:00 PM	29.1	54	64	35	32.5	7.8%
06/09/2021 05:00:00 PM	29.7	35	41	45	36.5	12.2%
06/09/2021 06:00:00 PM	32.3	37	44	40	32.9	27.3%

06/09/2021 07:00:00 PM	31.7	37	43	40	33.8	18.6%
06/09/2021 08:00:00 PM	29.0	22	26	40	35.0	7.7%
06/09/2021 09:00:00 PM	35.0	14	16	40	35.8	18.8%
06/09/2021 10:00:00 PM	30.0	8	10	35	32.5	20.0%
06/09/2021 11:00:00 PM	30.0	4	5	35	32.5	20.0%
07/09/2021 12:00:00 AM	0.0	0	0	0	0.0	0.0%
07/09/2021 01:00:00 AM	0.0	0	0	0	0.0	0.0%
07/09/2021 02:00:00 AM	0.0	0	0	0	0.0	0.0%
07/09/2021 03:00:00 AM	0.0	0	0	0	0.0	0.0%
07/09/2021 04:00:00 AM	0.0	0	0	0	0.0	0.0%
07/09/2021 05:00:00 AM	35.0	2	2	35	32.5	50.0%
07/09/2021 06:00:00 AM	30.0	5	6	35	32.5	16.7%
07/09/2021 07:00:00 AM	36.0	25	29	40	34.1	55.2%
07/09/2021 08:00:00 AM	31.0	42	50	35	32.5	20.0%
07/09/2021 09:00:00 AM	32.1	45	53	40	32.9	24.5%
07/09/2021 10:00:00 AM	29.4	47	55	35	32.5	9.1%
07/09/2021 11:00:00 AM	27.5	48	57	35	32.5	1.8%
07/09/2021 12:00:00 PM	30.0	31	36	35	32.5	13.9%
07/09/2021 01:00:00 PM	30.6	42	49	35	32.5	16.3%
07/09/2021 02:00:00 PM	28.9	38	45	40	34.2	6.7%
07/09/2021 03:00:00 PM	29.5	40	47	40	34.5	10.6%
07/09/2021 04:00:00 PM	29.1	48	56	35	32.5	7.1%
07/09/2021 05:00:00 PM	31.1	39	46	35	32.5	19.6%
07/09/2021 06:00:00 PM	31.7	44	52	35	32.5	23.1%
07/09/2021 07:00:00 PM	30.8	29	34	35	32.5	17.6%
07/09/2021 08:00:00 PM	32.5	18	21	40	33.5	23.8%
07/09/2021 09:00:00 PM	31.7	13	15	35	32.5	20.0%
07/09/2021 10:00:00 PM	35.0	11	13	40	35.8	23.1%
07/09/2021 11:00:00 PM	30.0	3	3	30	0.0	0.0%
08/09/2021 12:00:00 AM	0.0	0	0	0	0.0	0.0%
08/09/2021 01:00:00 AM	30.0	1	1	30	0.0	0.0%
08/09/2021 02:00:00 AM	35.0	2	2	35	32.5	50.0%
08/09/2021 03:00:00 AM	30.0	2	2	30	0.0	0.0%
08/09/2021 04:00:00 AM	0.0	0	0	0	0.0	0.0%
08/09/2021 05:00:00 AM	35.0	2	2	35	32.5	50.0%
08/09/2021 06:00:00 AM	29.0	4	5	30	0.0	0.0%
08/09/2021 07:00:00 AM	34.2	20	23	40	33.8	34.8%
08/09/2021 08:00:00 AM	32.8	52	61	40	33.1	29.5%
08/09/2021 09:00:00 AM	32.3	49	58	40	33.2	25.9%
08/09/2021 10:00:00 AM	30.0	41	48	35	32.5	14.6%
08/09/2021 11:00:00 AM	30.0	36	42	35	32.5	14.3%
08/09/2021 12:00:00 PM	29.5	37	44	35	32.5	11.4%
08/09/2021 01:00:00 PM	29.4	35	41	35	32.5	7.3%
08/09/2021 02:00:00 PM	32.5	30	35	40	34.6	20.0%
08/09/2021 03:00:00 PM	29.8	38	45	40	33.3	13.3%
08/09/2021 04:00:00 PM	33.5	36	42	45	34.0	31.0%
08/09/2021 05:00:00 PM	32.0	38	45	40	33.0	24.4%
08/09/2021 06:00:00 PM	31.8	52	61	35	32.5	23.0%
08/09/2021 07:00:00 PM	31.5	48	56	40	33.0	19.6%
08/09/2021 08:00:00 PM	30.0	17	20	40	34.2	15.0%

08/09/2021 09:00:00 PM	30.0	16	19	40	34.2	15.8%
08/09/2021 10:00:00 PM	30.0	7	8	40	37.5	12.5%
08/09/2021 11:00:00 PM	35.0	11	13	40	34.5	38.5%
09/09/2021 12:00:00 AM	25.0	1	1	25	0.0	0.0%
09/09/2021 01:00:00 AM	0.0	0	0	0	0.0	0.0%
09/09/2021 02:00:00 AM	35.0	1	1	35	32.5	100.0%
09/09/2021 03:00:00 AM	30.0	1	1	30	0.0	0.0%
09/09/2021 04:00:00 AM	0.0	0	0	0	0.0	0.0%
09/09/2021 05:00:00 AM	30.0	2	2	30	0.0	0.0%
09/09/2021 06:00:00 AM	32.5	4	5	35	32.5	40.0%
09/09/2021 07:00:00 AM	34.3	26	30	40	34.0	33.3%
09/09/2021 08:00:00 AM	33.1	48	57	40	33.0	35.1%
09/09/2021 09:00:00 AM	29.2	49	58	40	33.8	6.9%
09/09/2021 10:00:00 AM	29.6	48	56	40	33.3	10.7%
09/09/2021 11:00:00 AM	29.8	42	49	35	32.5	12.2%
09/09/2021 12:00:00 PM	32.5	26	31	40	33.1	29.0%
09/09/2021 01:00:00 PM	31.2	36	42	35	32.5	19.0%
09/09/2021 02:00:00 PM	32.8	25	29	35	32.5	31.0%
09/09/2021 03:00:00 PM	32.7	37	43	40	32.9	27.9%
09/09/2021 04:00:00 PM	29.3	35	41	35	32.5	7.3%
09/09/2021 05:00:00 PM	29.7	48	57	35	32.5	12.3%
09/09/2021 06:00:00 PM	31.7	49	58	40	32.9	22.4%
09/09/2021 07:00:00 PM	31.2	39	46	45	33.6	19.6%
09/09/2021 08:00:00 PM	31.2	20	23	35	32.5	17.4%
09/09/2021 09:00:00 PM	32.5	13	15	35	32.5	26.7%
09/09/2021 10:00:00 PM	32.5	8	9	35	32.5	22.2%
09/09/2021 11:00:00 PM	30.0	3	4	35	32.5	25.0%
10/09/2021 12:00:00 AM	30.0	3	3	30	0.0	0.0%
10/09/2021 01:00:00 AM	30.0	2	2	30	0.0	0.0%
10/09/2021 02:00:00 AM	0.0	0	0	0	0.0	0.0%
10/09/2021 03:00:00 AM	30.0	2	2	30	0.0	0.0%
10/09/2021 04:00:00 AM	35.0	1	1	35	32.5	100.0%
10/09/2021 05:00:00 AM	30.0	1	1	30	0.0	0.0%
10/09/2021 06:00:00 AM	33.3	5	6	35	32.5	50.0%
10/09/2021 07:00:00 AM	34.2	21	25	45	34.7	36.0%
10/09/2021 08:00:00 AM	31.8	47	55	40	32.9	21.8%
10/09/2021 09:00:00 AM	30.6	55	65	40	33.9	16.9%
10/09/2021 10:00:00 AM	31.7	34	40	35	32.5	22.5%
10/09/2021 11:00:00 AM	30.0	48	56	40	33.8	14.3%
10/09/2021 12:00:00 PM	29.7	41	48	35	32.5	10.4%
10/09/2021 01:00:00 PM	31.7	34	40	40	33.8	20.0%
10/09/2021 02:00:00 PM	31.0	42	50	35	32.5	20.0%
10/09/2021 03:00:00 PM	31.4	35	41	40	33.1	19.5%
10/09/2021 04:00:00 PM	32.3	48	57	45	33.9	24.6%
10/09/2021 05:00:00 PM	33.0	39	46	40	33.7	28.3%
10/09/2021 06:00:00 PM	32.0	50	59	35	32.5	25.4%
10/09/2021 07:00:00 PM	33.2	32	38	40	33.3	34.2%
10/09/2021 08:00:00 PM	32.5	28	33	35	32.5	30.3%
10/09/2021 09:00:00 PM	32.0	15	18	35	32.5	27.8%
10/09/2021 10:00:00 PM	29.0	6	7	30	0.0	0.0%

10/09/2021 11:00:00 PM	30.0	4	5	35	32.5	20.0%
11/09/2021 12:00:00 AM	35.0	6	7	40	33.5	71.4%
11/09/2021 01:00:00 AM	35.0	3	3	35	32.5	33.3%
11/09/2021 02:00:00 AM	30.0	1	1	30	0.0	0.0%
11/09/2021 03:00:00 AM	0.0	0	0	0	0.0	0.0%
11/09/2021 04:00:00 AM	30.0	2	2	30	0.0	0.0%
11/09/2021 05:00:00 AM	30.0	1	1	30	0.0	0.0%
11/09/2021 06:00:00 AM	33.3	4	5	35	32.5	60.0%
11/09/2021 07:00:00 AM	45.0	3	3	45	37.5	100.0%
11/09/2021 08:00:00 AM	29.6	16	19	35	32.5	10.5%
11/09/2021 09:00:00 AM	31.0	31	36	40	33.3	16.7%
11/09/2021 10:00:00 AM	31.7	30	35	50	36.7	17.1%
11/09/2021 11:00:00 AM	32.1	36	42	40	33.6	21.4%
11/09/2021 12:00:00 PM	31.4	53	62	40	32.9	19.4%
11/09/2021 01:00:00 PM	29.7	33	39	35	32.5	12.8%
11/09/2021 02:00:00 PM	30.7	38	45	40	33.1	17.8%
11/09/2021 03:00:00 PM	31.2	17	20	35	32.5	20.0%
11/09/2021 04:00:00 PM	32.8	24	28	35	32.5	32.1%
11/09/2021 05:00:00 PM	30.0	27	32	35	32.5	15.6%
11/09/2021 06:00:00 PM	33.3	28	33	40	33.4	33.3%
11/09/2021 07:00:00 PM	32.0	34	40	35	32.5	25.0%
11/09/2021 08:00:00 PM	32.9	21	25	40	33.1	32.0%
11/09/2021 09:00:00 PM	31.7	10	12	35	32.5	25.0%
11/09/2021 10:00:00 PM	31.7	11	13	35	32.5	23.1%
11/09/2021 11:00:00 PM	30.0	5	6	35	32.5	16.7%
12/09/2021 12:00:00 AM	35.0	3	4	40	35.0	50.0%
12/09/2021 01:00:00 AM	30.0	2	2	30	0.0	0.0%
12/09/2021 02:00:00 AM	0.0	0	0	0	0.0	0.0%
12/09/2021 03:00:00 AM	0.0	0	0	0	0.0	0.0%
12/09/2021 04:00:00 AM	0.0	0	0	0	0.0	0.0%
12/09/2021 05:00:00 AM	0.0	0	0	0	0.0	0.0%
12/09/2021 06:00:00 AM	35.0	2	2	35	32.5	50.0%
12/09/2021 07:00:00 AM	30.0	7	8	35	32.5	12.5%
12/09/2021 08:00:00 AM	30.0	11	13	35	32.5	15.4%
12/09/2021 09:00:00 AM	32.8	20	24	35	32.5	37.5%
12/09/2021 10:00:00 AM	31.2	21	25	40	33.5	20.0%
12/09/2021 11:00:00 AM	30.7	38	45	40	33.1	17.8%
12/09/2021 12:00:00 PM	32.3	39	46	40	32.9	26.1%
12/09/2021 01:00:00 PM	31.7	26	30	35	32.5	20.0%
12/09/2021 02:00:00 PM	32.5	32	38	40	34.2	23.7%
12/09/2021 03:00:00 PM	29.1	24	28	35	32.5	3.6%
12/09/2021 04:00:00 PM	32.1	33	39	45	34.2	23.1%
12/09/2021 05:00:00 PM	32.0	17	20	35	32.5	25.0%
12/09/2021 06:00:00 PM	31.7	31	36	40	33.2	19.4%
12/09/2021 07:00:00 PM	29.6	22	26	40	34.2	11.5%
12/09/2021 08:00:00 PM	33.3	20	24	40	35.0	25.0%
12/09/2021 09:00:00 PM	29.2	15	18	35	32.5	5.6%
12/09/2021 10:00:00 PM	29.4	10	12	35	32.5	8.3%
12/09/2021 11:00:00 PM	33.3	3	4	35	32.5	75.0%
13/09/2021 12:00:00 AM	30.0	1	1	30	0.0	0.0%

13/09/2021 01:00:00 AM	0.0	0	0	0	0.0	0.0%
13/09/2021 02:00:00 AM	0.0	0	0	0	0.0	0.0%
13/09/2021 03:00:00 AM	35.0	1	1	35	32.5	100.0%
13/09/2021 04:00:00 AM	0.0	0	0	0	0.0	0.0%
13/09/2021 05:00:00 AM	0.0	0	0	0	0.0	0.0%
13/09/2021 06:00:00 AM	30.0	4	5	35	32.5	20.0%
13/09/2021 07:00:00 AM	35.0	14	17	40	35.0	35.3%
13/09/2021 08:00:00 AM	32.8	42	50	40	32.8	34.0%
13/09/2021 09:00:00 AM	31.8	51	60	35	32.5	23.3%
13/09/2021 10:00:00 AM	29.7	31	36	35	32.5	11.1%
13/09/2021 11:00:00 AM	29.2	31	37	35	32.5	8.1%
13/09/2021 12:00:00 PM	30.0	35	41	40	33.3	14.6%
13/09/2021 01:00:00 PM	30.0	26	30	35	32.5	13.3%
13/09/2021 02:00:00 PM	29.3	35	41	40	34.2	7.3%
13/09/2021 03:00:00 PM	30.8	31	37	40	33.2	18.9%
13/09/2021 04:00:00 PM	31.1	50	59	40	33.4	18.6%
13/09/2021 05:00:00 PM	29.9	47	55	40	33.2	12.7%
13/09/2021 06:00:00 PM	32.1	37	44	40	34.0	22.7%
13/09/2021 07:00:00 PM	30.0	29	34	35	32.5	14.7%
13/09/2021 08:00:00 PM	31.2	18	21	35	32.5	19.0%
13/09/2021 09:00:00 PM	30.0	10	12	40	35.0	16.7%
13/09/2021 10:00:00 PM	32.5	6	7	35	32.5	28.6%
13/09/2021 11:00:00 PM	32.5	5	6	35	32.5	33.3%
14/09/2021 12:00:00 AM	35.0	1	1	35	32.5	100.0%
14/09/2021 01:00:00 AM	30.0	1	1	30	0.0	0.0%
14/09/2021 02:00:00 AM	30.0	2	2	30	0.0	0.0%
14/09/2021 03:00:00 AM	0.0	0	0	0	0.0	0.0%
14/09/2021 04:00:00 AM	35.0	3	3	35	32.5	66.7%
14/09/2021 05:00:00 AM	30.0	1	1	30	0.0	0.0%
14/09/2021 06:00:00 AM	30.0	5	6	40	37.5	16.7%
14/09/2021 07:00:00 AM	35.0	17	20	40	34.4	40.0%
14/09/2021 08:00:00 AM	33.1	45	53	40	33.1	34.0%
14/09/2021 09:00:00 AM	32.0	37	44	45	33.4	25.0%
14/09/2021 10:00:00 AM	30.0	35	41	35	32.5	14.6%
14/09/2021 11:00:00 AM	29.7	39	46	35	32.5	13.0%
14/09/2021 12:00:00 PM	29.1	28	33	35	32.5	3.0%
14/09/2021 01:00:00 PM	31.7	26	30	35	32.5	20.0%
14/09/2021 02:00:00 PM	29.8	34	40	40	33.5	12.5%
14/09/2021 03:00:00 PM	30.7	34	40	35	32.5	17.5%
14/09/2021 04:00:00 PM	32.5	31	37	40	33.0	29.7%
14/09/2021 05:00:00 PM	29.8	35	41	40	33.5	12.2%
14/09/2021 06:00:00 PM	33.0	40	47	40	32.8	34.0%
14/09/2021 07:00:00 PM	32.1	27	32	40	33.1	25.0%
14/09/2021 08:00:00 PM	33.6	23	27	40	33.6	33.3%
14/09/2021 09:00:00 PM	30.0	8	9	35	32.5	11.1%
14/09/2021 10:00:00 PM	31.7	9	11	35	32.5	27.3%
14/09/2021 11:00:00 PM	40.0	5	6	45	37.5	50.0%
15/09/2021 12:00:00 AM	30.0	2	2	30	0.0	0.0%
15/09/2021 01:00:00 AM	0.0	0	0	0	0.0	0.0%
15/09/2021 02:00:00 AM	0.0	0	0	0	0.0	0.0%

15/09/2021 03:00:00 AM	32.5	3	4	35	32.5	50.0%
15/09/2021 04:00:00 AM	35.0	1	1	35	32.5	100.0%
15/09/2021 05:00:00 AM	35.0	2	2	35	32.5	100.0%
15/09/2021 06:00:00 AM	28.8	5	6	30	0.0	0.0%
15/09/2021 07:00:00 AM	32.5	16	19	35	32.5	31.6%
15/09/2021 08:00:00 AM	32.3	40	47	40	32.9	25.5%
15/09/2021 09:00:00 AM	30.0	36	42	35	32.5	14.3%
15/09/2021 10:00:00 AM	29.7	56	66	35	32.5	12.1%
15/09/2021 11:00:00 AM	29.6	40	47	35	32.5	12.8%
15/09/2021 12:00:00 PM	29.8	38	45	35	32.5	13.3%
15/09/2021 01:00:00 PM	32.0	31	37	35	32.5	27.0%
15/09/2021 02:00:00 PM	30.0	35	41	40	33.3	14.6%
15/09/2021 03:00:00 PM	28.9	41	48	35	32.5	4.2%
15/09/2021 04:00:00 PM	31.1	42	49	35	32.5	18.4%
15/09/2021 05:00:00 PM	31.0	37	44	40	34.4	18.2%
15/09/2021 06:00:00 PM	30.6	46	54	35	32.5	16.7%
15/09/2021 07:00:00 PM	34.2	25	29	40	34.2	31.0%
15/09/2021 08:00:00 PM	29.6	16	19	35	32.5	10.5%
15/09/2021 09:00:00 PM	31.2	14	17	35	32.5	23.5%
15/09/2021 10:00:00 PM	32.5	7	8	35	32.5	25.0%
15/09/2021 11:00:00 PM	30.0	6	7	35	32.5	14.3%
16/09/2021 12:00:00 AM	30.0	2	2	30	0.0	0.0%
16/09/2021 01:00:00 AM	0.0	0	0	0	0.0	0.0%
16/09/2021 02:00:00 AM	0.0	0	0	0	0.0	0.0%
16/09/2021 03:00:00 AM	35.0	2	2	35	32.5	50.0%
16/09/2021 04:00:00 AM	0.0	0	0	0	0.0	0.0%
16/09/2021 05:00:00 AM	33.3	4	5	35	32.5	60.0%
16/09/2021 06:00:00 AM	32.5	3	4	35	32.5	50.0%
16/09/2021 07:00:00 AM	34.0	17	20	40	33.9	35.0%
16/09/2021 08:00:00 AM	32.5	41	48	40	32.9	27.1%
16/09/2021 09:00:00 AM	29.9	50	59	35	32.5	13.6%
16/09/2021 10:00:00 AM	31.7	40	47	45	33.5	21.3%
16/09/2021 11:00:00 AM	30.0	41	48	35	32.5	14.6%
16/09/2021 12:00:00 PM	31.4	26	31	35	32.5	22.6%
16/09/2021 01:00:00 PM	31.2	38	45	40	33.1	20.0%
16/09/2021 02:00:00 PM	29.3	43	51	40	33.8	7.8%
16/09/2021 03:00:00 PM	29.5	45	53	40	33.5	9.4%
16/09/2021 04:00:00 PM	30.0	54	64	35	32.5	15.6%
16/09/2021 05:00:00 PM	32.5	43	51	40	33.2	27.5%
16/09/2021 06:00:00 PM	31.0	47	55	35	32.5	18.2%
16/09/2021 07:00:00 PM	32.7	37	44	45	33.7	29.5%
16/09/2021 08:00:00 PM	31.0	22	26	35	32.5	19.2%
16/09/2021 09:00:00 PM	29.5	14	16	35	32.5	6.3%
16/09/2021 10:00:00 PM	32.5	11	13	40	34.2	23.1%
16/09/2021 11:00:00 PM	35.0	3	3	35	32.5	66.7%
17/09/2021 12:00:00 AM	35.0	3	3	35	32.5	66.7%
17/09/2021 01:00:00 AM	30.0	1	1	30	0.0	0.0%
17/09/2021 02:00:00 AM	0.0	0	0	0	0.0	0.0%
17/09/2021 03:00:00 AM	35.0	2	2	35	32.5	50.0%
17/09/2021 04:00:00 AM	0.0	0	0	0	0.0	0.0%

17/09/2021 05:00:00 AM	30.0	2	2	30	0.0	0.0%
17/09/2021 06:00:00 AM	30.0	3	4	35	32.5	25.0%
17/09/2021 07:00:00 AM	33.1	15	18	35	32.5	44.4%
17/09/2021 08:00:00 AM	33.1	42	49	45	33.1	34.7%
17/09/2021 09:00:00 AM	31.8	56	66	40	32.8	22.7%
17/09/2021 10:00:00 AM	30.6	40	47	35	32.5	17.0%
17/09/2021 11:00:00 AM	29.3	45	53	35	32.5	7.5%
17/09/2021 12:00:00 PM	29.4	38	45	35	32.5	8.9%
17/09/2021 01:00:00 PM	29.4	32	38	35	32.5	7.9%
17/09/2021 02:00:00 PM	29.6	37	43	35	32.5	9.3%
17/09/2021 03:00:00 PM	30.6	45	53	35	32.5	17.0%
17/09/2021 04:00:00 PM	30.5	53	62	35	32.5	16.1%
17/09/2021 05:00:00 PM	29.8	33	39	35	32.5	12.8%
17/09/2021 06:00:00 PM	32.8	43	51	40	32.8	33.3%
17/09/2021 07:00:00 PM	32.1	35	41	40	33.6	22.0%
17/09/2021 08:00:00 PM	29.8	23	27	35	32.5	11.1%
17/09/2021 09:00:00 PM	32.5	15	18	40	33.5	27.8%
17/09/2021 10:00:00 PM	35.0	11	13	40	35.0	30.8%
17/09/2021 11:00:00 PM	37.5	8	9	40	35.0	44.4%
18/09/2021 12:00:00 AM	35.0	2	2	35	32.5	100.0%
18/09/2021 01:00:00 AM	40.0	1	1	40	37.5	100.0%
18/09/2021 02:00:00 AM	32.5	3	4	35	32.5	50.0%
18/09/2021 03:00:00 AM	0.0	0	0	0	0.0	0.0%
18/09/2021 04:00:00 AM	0.0	0	0	0	0.0	0.0%
18/09/2021 05:00:00 AM	33.3	3	4	35	32.5	75.0%
18/09/2021 06:00:00 AM	30.0	2	2	30	0.0	0.0%
18/09/2021 07:00:00 AM	35.0	7	8	45	35.8	37.5%
18/09/2021 08:00:00 AM	32.5	13	15	40	34.2	20.0%
18/09/2021 09:00:00 AM	32.5	31	36	35	32.5	27.8%
18/09/2021 10:00:00 AM	31.5	43	51	40	33.0	21.6%
18/09/2021 11:00:00 AM	32.5	47	55	45	34.4	23.6%
18/09/2021 12:00:00 PM	28.8	48	57	35	32.5	5.3%
18/09/2021 01:00:00 PM	30.0	32	38	35	32.5	15.8%
18/09/2021 02:00:00 PM	32.5	38	45	40	32.9	28.9%
18/09/2021 03:00:00 PM	31.4	26	31	35	32.5	22.6%
18/09/2021 04:00:00 PM	32.0	31	37	35	32.5	27.0%
18/09/2021 05:00:00 PM	31.7	31	37	40	33.8	21.6%
18/09/2021 06:00:00 PM	29.6	33	39	45	36.3	10.3%
18/09/2021 07:00:00 PM	30.8	27	32	35	32.5	18.8%
18/09/2021 08:00:00 PM	31.0	25	29	35	32.5	17.2%
18/09/2021 09:00:00 PM	33.6	21	25	40	33.6	36.0%
18/09/2021 10:00:00 PM	35.0	5	6	40	35.0	33.3%
18/09/2021 11:00:00 PM	35.0	9	11	40	35.8	27.3%
19/09/2021 12:00:00 AM	35.0	5	6	40	33.8	66.7%
19/09/2021 01:00:00 AM	40.0	2	2	40	35.0	100.0%
19/09/2021 02:00:00 AM	15.0	1	1	15	0.0	0.0%
19/09/2021 03:00:00 AM	35.0	1	1	35	32.5	100.0%
19/09/2021 04:00:00 AM	0.0	0	0	0	0.0	0.0%
19/09/2021 05:00:00 AM	30.0	2	2	30	0.0	0.0%
19/09/2021 06:00:00 AM	35.0	2	2	35	32.5	50.0%

19/09/2021 07:00:00 AM	35.0	4	5	45	37.5	40.0%
19/09/2021 08:00:00 AM	32.5	9	11	35	32.5	36.4%
19/09/2021 09:00:00 AM	35.0	19	22	40	34.2	40.9%
19/09/2021 10:00:00 AM	33.3	37	43	40	32.8	37.2%
19/09/2021 11:00:00 AM	32.5	42	49	40	33.3	24.5%
19/09/2021 12:00:00 PM	30.0	37	44	40	33.9	15.9%
19/09/2021 01:00:00 PM	30.8	33	39	40	33.2	17.9%
19/09/2021 02:00:00 PM	30.0	28	33	40	33.5	15.2%
19/09/2021 03:00:00 PM	29.6	33	39	40	33.8	10.3%
19/09/2021 04:00:00 PM	29.8	36	42	40	33.5	11.9%
19/09/2021 05:00:00 PM	33.0	15	18	40	33.3	33.3%
19/09/2021 06:00:00 PM	34.4	20	23	40	33.4	47.8%
19/09/2021 07:00:00 PM	29.4	22	26	35	32.5	7.7%
19/09/2021 08:00:00 PM	33.3	11	13	40	33.8	30.8%
19/09/2021 09:00:00 PM	30.0	13	15	35	32.5	13.3%
19/09/2021 10:00:00 PM	30.0	6	7	35	32.5	14.3%
19/09/2021 11:00:00 PM	30.0	2	2	30	0.0	0.0%
20/09/2021 12:00:00 AM	35.0	3	3	35	32.5	33.3%
20/09/2021 01:00:00 AM	30.0	1	1	30	0.0	0.0%
20/09/2021 02:00:00 AM	0.0	0	0	0	0.0	0.0%
20/09/2021 03:00:00 AM	35.0	1	1	35	32.5	100.0%
20/09/2021 04:00:00 AM	35.0	1	1	35	32.5	100.0%
20/09/2021 05:00:00 AM	25.0	2	2	25	0.0	0.0%
20/09/2021 06:00:00 AM	35.0	5	6	40	34.2	50.0%
20/09/2021 07:00:00 AM	34.4	16	19	45	33.9	57.9%
20/09/2021 08:00:00 AM	32.1	39	46	35	32.5	26.1%
20/09/2021 09:00:00 AM	30.0	49	58	40	33.1	15.5%
20/09/2021 10:00:00 AM	31.8	37	44	35	32.5	25.0%
20/09/2021 11:00:00 AM	30.0	24	28	35	32.5	14.3%
20/09/2021 12:00:00 PM	32.5	18	21	35	32.5	28.6%
20/09/2021 01:00:00 PM	33.0	28	33	40	33.0	33.3%
20/09/2021 02:00:00 PM	29.5	38	45	35	32.5	8.9%
20/09/2021 03:00:00 PM	31.7	31	36	40	33.2	19.4%
20/09/2021 04:00:00 PM	31.8	43	51	40	32.9	23.5%
20/09/2021 05:00:00 PM	33.1	29	34	40	33.5	29.4%
20/09/2021 06:00:00 PM	33.0	43	51	40	33.9	27.5%
20/09/2021 07:00:00 PM	31.7	23	27	35	32.5	22.2%
20/09/2021 08:00:00 PM	29.6	18	21	35	32.5	9.5%
20/09/2021 09:00:00 PM	32.5	10	12	35	32.5	33.3%
20/09/2021 10:00:00 PM	30.0	3	4	45	42.5	25.0%
20/09/2021 11:00:00 PM	40.0	4	5	45	40.0	40.0%
21/09/2021 12:00:00 AM	30.0	3	4	40	37.5	25.0%
21/09/2021 01:00:00 AM	0.0	0	0	0	0.0	0.0%
21/09/2021 02:00:00 AM	40.0	1	1	40	37.5	100.0%
21/09/2021 03:00:00 AM	35.0	3	3	35	32.5	33.3%
21/09/2021 04:00:00 AM	0.0	0	0	0	0.0	0.0%
21/09/2021 05:00:00 AM	0.0	0	0	0	0.0	0.0%
21/09/2021 06:00:00 AM	30.0	4	5	35	32.5	20.0%
21/09/2021 07:00:00 AM	35.0	19	22	40	34.0	45.5%
21/09/2021 08:00:00 AM	33.3	42	49	40	32.8	38.8%

21/09/2021 09:00:00 AM	31.5	43	51	40	33.0	21.6%
21/09/2021 10:00:00 AM	30.7	39	46	40	33.1	17.4%
21/09/2021 11:00:00 AM	29.5	34	40	35	32.5	7.5%
21/09/2021 12:00:00 PM	30.0	32	38	35	32.5	15.8%
21/09/2021 01:00:00 PM	31.2	26	30	40	33.5	16.7%
21/09/2021 02:00:00 PM	30.0	33	39	40	33.3	15.4%
21/09/2021 03:00:00 PM	30.7	33	39	35	32.5	17.9%
21/09/2021 04:00:00 PM	29.6	48	56	35	32.5	8.9%
21/09/2021 05:00:00 PM	31.0	26	31	40	33.3	19.4%
21/09/2021 06:00:00 PM	29.7	46	54	35	32.5	11.1%
21/09/2021 07:00:00 PM	29.8	34	40	35	32.5	12.5%
21/09/2021 08:00:00 PM	32.5	22	26	35	32.5	30.8%
21/09/2021 09:00:00 PM	30.0	11	13	40	35.0	15.4%
21/09/2021 10:00:00 PM	30.0	3	4	35	32.5	25.0%
21/09/2021 11:00:00 PM	32.5	5	6	35	32.5	33.3%
22/09/2021 12:00:00 AM	30.0	1	1	30	0.0	0.0%
22/09/2021 01:00:00 AM	35.0	2	2	35	32.5	50.0%
22/09/2021 02:00:00 AM	45.0	1	1	45	42.5	100.0%
22/09/2021 03:00:00 AM	0.0	0	0	0	0.0	0.0%
22/09/2021 04:00:00 AM	35.0	2	2	35	32.5	50.0%
22/09/2021 05:00:00 AM	0.0	0	0	0	0.0	0.0%
22/09/2021 06:00:00 AM	35.0	6	7	45	35.8	42.9%
22/09/2021 07:00:00 AM	33.3	18	21	40	34.5	23.8%
22/09/2021 08:00:00 AM	32.6	51	60	35	32.5	31.7%
22/09/2021 09:00:00 AM	31.7	39	46	40	33.0	21.7%
22/09/2021 10:00:00 AM	32.3	41	48	35	32.5	27.1%
22/09/2021 11:00:00 AM	31.1	41	48	35	32.5	18.8%
22/09/2021 12:00:00 PM	29.1	34	40	35	32.5	7.5%
22/09/2021 01:00:00 PM	29.8	37	43	35	32.5	11.6%
22/09/2021 02:00:00 PM	31.1	39	46	35	32.5	19.6%
22/09/2021 03:00:00 PM	32.1	29	34	40	33.1	23.5%
22/09/2021 04:00:00 PM	33.5	45	53	40	33.7	32.1%
22/09/2021 05:00:00 PM	32.2	30	35	35	32.5	25.7%
22/09/2021 06:00:00 PM	33.1	48	57	40	33.0	35.1%
22/09/2021 07:00:00 PM	31.4	40	47	40	33.6	19.1%
22/09/2021 08:00:00 PM	31.2	24	28	40	33.5	17.9%
22/09/2021 09:00:00 PM	33.3	18	21	40	33.2	33.3%
22/09/2021 10:00:00 PM	33.3	10	12	40	33.8	33.3%
22/09/2021 11:00:00 PM	35.0	7	8	40	34.2	37.5%
23/09/2021 12:00:00 AM	30.0	1	1	30	0.0	0.0%
23/09/2021 01:00:00 AM	0.0	0	0	0	0.0	0.0%
23/09/2021 02:00:00 AM	40.0	1	1	40	37.5	100.0%
23/09/2021 03:00:00 AM	0.0	0	0	0	0.0	0.0%
23/09/2021 04:00:00 AM	30.0	1	1	30	0.0	0.0%
23/09/2021 05:00:00 AM	30.0	1	1	30	0.0	0.0%
23/09/2021 06:00:00 AM	30.0	4	5	40	37.5	20.0%
23/09/2021 07:00:00 AM	36.7	17	20	45	34.8	55.0%
23/09/2021 08:00:00 AM	32.7	37	44	35	32.5	34.1%
23/09/2021 09:00:00 AM	32.0	47	55	40	33.3	21.8%
23/09/2021 10:00:00 AM	32.1	41	48	35	32.5	25.0%

23/09/2021 11:00:00 AM	30.0	30	35	35	32.5	14.3%
23/09/2021 12:00:00 PM	30.7	34	40	35	32.5	17.5%
23/09/2021 01:00:00 PM	32.5	28	33	40	33.1	27.3%
23/09/2021 02:00:00 PM	29.4	36	42	40	34.2	7.1%
23/09/2021 03:00:00 PM	29.5	32	38	35	32.5	7.9%
23/09/2021 04:00:00 PM	29.8	47	55	35	32.5	12.7%
23/09/2021 05:00:00 PM	30.7	41	48	40	33.1	16.7%
23/09/2021 06:00:00 PM	31.9	50	59	40	32.9	23.7%
23/09/2021 07:00:00 PM	32.0	39	46	40	33.0	23.9%
23/09/2021 08:00:00 PM	32.1	30	35	45	33.8	22.9%
23/09/2021 09:00:00 PM	32.5	17	20	40	35.0	20.0%
23/09/2021 10:00:00 PM	33.8	8	9	35	32.5	44.4%
23/09/2021 11:00:00 PM	34.0	10	12	40	33.3	50.0%
24/09/2021 12:00:00 AM	30.0	1	1	30	0.0	0.0%
24/09/2021 01:00:00 AM	40.0	3	3	40	34.2	100.0%
24/09/2021 02:00:00 AM	0.0	0	0	0	0.0	0.0%
24/09/2021 03:00:00 AM	40.0	2	2	40	37.5	50.0%
24/09/2021 04:00:00 AM	25.0	1	1	25	0.0	0.0%
24/09/2021 05:00:00 AM	35.0	2	2	35	32.5	50.0%
24/09/2021 06:00:00 AM	35.0	6	7	40	33.8	57.1%
24/09/2021 07:00:00 AM	32.5	21	25	40	33.2	28.0%
24/09/2021 08:00:00 AM	32.7	33	39	40	32.9	30.8%
24/09/2021 09:00:00 AM	31.7	43	51	40	33.4	21.6%
24/09/2021 10:00:00 AM	29.7	45	53	35	32.5	11.3%
24/09/2021 11:00:00 AM	31.5	48	57	35	32.5	22.8%
24/09/2021 12:00:00 PM	30.7	41	48	40	33.1	16.7%
24/09/2021 01:00:00 PM	33.3	36	42	40	33.8	28.6%
24/09/2021 02:00:00 PM	31.0	43	51	35	32.5	19.6%
24/09/2021 03:00:00 PM	29.6	48	56	40	33.3	10.7%
24/09/2021 04:00:00 PM	31.2	48	57	35	32.5	21.1%
24/09/2021 05:00:00 PM	32.0	37	44	40	33.0	25.0%
24/09/2021 06:00:00 PM	31.8	93	109	40	33.4	21.1%
24/09/2021 07:00:00 PM	32.3	42	49	35	32.5	26.5%
24/09/2021 08:00:00 PM	31.7	27	32	40	33.2	21.9%
24/09/2021 09:00:00 PM	36.7	12	14	40	34.6	50.0%
24/09/2021 10:00:00 PM	32.5	8	9	35	32.5	22.2%
24/09/2021 11:00:00 PM	37.5	11	13	50	36.7	46.2%
25/09/2021 12:00:00 AM	40.0	3	3	40	35.0	66.7%
25/09/2021 01:00:00 AM	30.0	1	1	30	0.0	0.0%
25/09/2021 02:00:00 AM	35.0	3	3	35	32.5	66.7%
25/09/2021 03:00:00 AM	0.0	0	0	0	0.0	0.0%
25/09/2021 04:00:00 AM	30.0	3	3	30	0.0	0.0%
25/09/2021 05:00:00 AM	30.0	3	4	35	32.5	25.0%
25/09/2021 06:00:00 AM	33.8	6	7	35	32.5	57.1%
25/09/2021 07:00:00 AM	31.7	15	18	40	33.8	22.2%
25/09/2021 08:00:00 AM	33.3	14	16	45	35.0	25.0%
25/09/2021 09:00:00 AM	29.7	22	26	35	32.5	11.5%
25/09/2021 10:00:00 AM	32.0	42	49	40	33.0	22.4%
25/09/2021 11:00:00 AM	30.0	60	71	35	32.5	15.5%
25/09/2021 12:00:00 PM	31.2	54	64	40	32.9	20.3%

25/09/2021 01:00:00 PM	32.0	46	54	45	33.8	22.2%
25/09/2021 02:00:00 PM	32.3	42	49	45	33.3	24.5%
25/09/2021 03:00:00 PM	29.8	43	51	35	32.5	13.7%
25/09/2021 04:00:00 PM	29.6	37	43	35	32.5	9.3%
25/09/2021 05:00:00 PM	31.9	34	40	40	33.1	22.5%
25/09/2021 06:00:00 PM	32.9	31	36	35	32.5	33.3%
25/09/2021 07:00:00 PM	31.2	31	37	35	32.5	21.6%
25/09/2021 08:00:00 PM	31.7	26	30	35	32.5	20.0%
25/09/2021 09:00:00 PM	31.2	14	17	35	32.5	23.5%
25/09/2021 10:00:00 PM	35.0	7	8	40	33.8	50.0%
25/09/2021 11:00:00 PM	33.3	8	9	35	32.5	33.3%
26/09/2021 12:00:00 AM	33.3	7	8	35	32.5	37.5%
26/09/2021 01:00:00 AM	35.0	2	2	35	32.5	50.0%
26/09/2021 02:00:00 AM	0.0	0	0	0	0.0	0.0%
26/09/2021 03:00:00 AM	30.0	1	1	30	0.0	0.0%
26/09/2021 04:00:00 AM	35.0	2	2	35	32.5	50.0%
26/09/2021 05:00:00 AM	0.0	0	0	0	0.0	0.0%
26/09/2021 06:00:00 AM	35.0	3	3	35	32.5	66.7%
26/09/2021 07:00:00 AM	30.0	2	2	30	0.0	0.0%
26/09/2021 08:00:00 AM	30.0	5	6	35	32.5	16.7%
26/09/2021 09:00:00 AM	31.2	20	23	35	32.5	17.4%
26/09/2021 10:00:00 AM	30.8	34	40	40	33.2	17.5%
26/09/2021 11:00:00 AM	30.0	30	35	35	32.5	14.3%
26/09/2021 12:00:00 PM	33.0	24	28	40	33.9	25.0%
26/09/2021 01:00:00 PM	30.0	30	35	40	33.5	14.3%
26/09/2021 02:00:00 PM	29.8	34	40	40	33.5	12.5%
26/09/2021 03:00:00 PM	33.0	18	21	45	34.2	28.6%
26/09/2021 04:00:00 PM	32.1	31	37	40	33.6	24.3%
26/09/2021 05:00:00 PM	31.7	20	23	40	33.8	17.4%
26/09/2021 06:00:00 PM	30.8	27	32	35	32.5	18.8%
26/09/2021 07:00:00 PM	32.5	20	24	40	33.2	29.2%
26/09/2021 08:00:00 PM	29.5	15	18	40	35.0	11.1%
26/09/2021 09:00:00 PM	32.5	8	10	40	34.2	30.0%
26/09/2021 10:00:00 PM	30.0	3	4	35	32.5	25.0%
26/09/2021 11:00:00 PM	35.0	2	2	35	32.5	50.0%
27/09/2021 12:00:00 AM	35.0	1	1	35	32.5	100.0%
27/09/2021 01:00:00 AM	45.0	3	3	45	37.5	66.7%
27/09/2021 02:00:00 AM	0.0	0	0	0	0.0	0.0%
27/09/2021 03:00:00 AM	0.0	0	0	0	0.0	0.0%
27/09/2021 04:00:00 AM	30.0	1	1	30	0.0	0.0%
27/09/2021 05:00:00 AM	35.0	3	3	35	32.5	33.3%
27/09/2021 06:00:00 AM	30.0	3	4	35	32.5	25.0%
27/09/2021 07:00:00 AM	34.4	24	28	40	33.8	42.9%
27/09/2021 08:00:00 AM	31.7	37	44	40	33.0	22.7%
27/09/2021 09:00:00 AM	31.8	48	56	40	32.9	21.4%
27/09/2021 10:00:00 AM	29.6	34	40	35	32.5	10.0%
27/09/2021 11:00:00 AM	32.2	28	33	35	32.5	27.3%
27/09/2021 12:00:00 PM	32.5	19	22	35	32.5	27.3%
27/09/2021 01:00:00 PM	**No Data**					
27/09/2021 02:00:00 PM	**No Data**					

06/10/2021 04:00:00 PM	0.0	0	0	0	0.0	0.0%
06/10/2021 05:00:00 PM	0.0	0	0	0	0.0	0.0%
06/10/2021 06:00:00 PM	34.8	49	58	40	33.8	51.7%
06/10/2021 07:00:00 PM	35.0	35	41	45	35.0	34.1%
06/10/2021 08:00:00 PM	36.7	31	37	50	35.4	56.8%
06/10/2021 09:00:00 PM	35.0	11	13	40	34.5	38.5%
06/10/2021 10:00:00 PM	34.0	13	15	40	33.3	40.0%
06/10/2021 11:00:00 PM	35.0	5	6	40	35.0	33.3%
07/10/2021 12:00:00 AM	37.5	3	4	40	35.0	100.0%
07/10/2021 01:00:00 AM	30.0	1	1	30	0.0	0.0%
07/10/2021 02:00:00 AM	0.0	0	0	0	0.0	0.0%
07/10/2021 03:00:00 AM	0.0	0	0	0	0.0	0.0%
07/10/2021 04:00:00 AM	0.0	0	0	0	0.0	0.0%
07/10/2021 05:00:00 AM	45.0	2	2	45	42.5	100.0%
07/10/2021 06:00:00 AM	45.0	3	3	45	42.5	66.7%
07/10/2021 07:00:00 AM	40.0	4	5	45	37.5	60.0%
07/10/2021 08:00:00 AM	35.0	20	24	40	33.8	62.5%
07/10/2021 09:00:00 AM	34.1	26	30	45	33.7	43.3%
07/10/2021 10:00:00 AM	33.6	35	41	40	33.1	39.0%
07/10/2021 11:00:00 AM	33.8	21	25	40	34.6	28.0%
07/10/2021 12:00:00 PM	33.6	31	37	40	33.1	43.2%
07/10/2021 01:00:00 PM	31.7	33	39	35	32.5	23.1%
07/10/2021 02:00:00 PM	30.0	33	39	40	33.3	15.4%
07/10/2021 03:00:00 PM	32.5	38	45	40	33.3	26.7%
07/10/2021 04:00:00 PM	32.3	47	55	40	33.3	23.6%
07/10/2021 05:00:00 PM	33.6	54	63	40	32.9	42.9%
07/10/2021 06:00:00 PM	32.3	47	55	35	32.5	27.3%
07/10/2021 07:00:00 PM	34.0	33	39	45	34.3	35.9%
07/10/2021 08:00:00 PM	33.3	21	25	40	33.8	32.0%
07/10/2021 09:00:00 PM	37.5	15	18	50	36.4	50.0%
07/10/2021 10:00:00 PM	35.0	11	13	40	35.0	30.8%
07/10/2021 11:00:00 PM	32.5	8	10	45	35.8	30.0%
08/10/2021 12:00:00 AM	35.0	2	2	35	32.5	100.0%
08/10/2021 01:00:00 AM	35.0	2	2	35	32.5	50.0%
08/10/2021 02:00:00 AM	45.0	1	1	45	42.5	100.0%
08/10/2021 03:00:00 AM	0.0	0	0	0	0.0	0.0%
08/10/2021 04:00:00 AM	35.0	1	1	35	32.5	100.0%
08/10/2021 05:00:00 AM	45.0	1	1	45	42.5	100.0%
08/10/2021 06:00:00 AM	35.0	4	5	50	37.5	60.0%
08/10/2021 07:00:00 AM	37.5	7	8	40	34.2	75.0%
08/10/2021 08:00:00 AM	37.0	26	31	50	35.4	54.8%
08/10/2021 09:00:00 AM	33.6	28	33	40	33.3	39.4%
08/10/2021 10:00:00 AM	33.9	28	33	40	33.8	36.4%
08/10/2021 11:00:00 AM	33.1	30	35	40	33.5	28.6%
08/10/2021 12:00:00 PM	31.9	35	41	40	33.1	22.0%
08/10/2021 01:00:00 PM	33.8	27	32	45	33.6	43.8%
08/10/2021 02:00:00 PM	35.0	41	48	40	34.3	39.6%
08/10/2021 03:00:00 PM	33.9	37	43	40	33.4	39.5%
08/10/2021 04:00:00 PM	34.0	51	60	45	33.7	41.7%

08/10/2021 05:00:00 PM	33.3	53	62	45	33.2	37.1%
08/10/2021 06:00:00 PM	33.7	52	61	40	33.8	32.8%
08/10/2021 07:00:00 PM	33.7	41	48	45	33.6	37.5%
08/10/2021 08:00:00 PM	36.7	24	28	40	34.8	46.4%
08/10/2021 09:00:00 PM	33.3	12	14	45	35.0	28.6%
08/10/2021 10:00:00 PM	30.0	9	11	40	35.0	18.2%
08/10/2021 11:00:00 PM	37.5	6	7	40	34.5	71.4%
09/10/2021 12:00:00 AM	40.0	5	6	45	40.0	33.3%
09/10/2021 01:00:00 AM	30.0	3	3	30	0.0	0.0%
09/10/2021 02:00:00 AM	0.0	0	0	0	0.0	0.0%
09/10/2021 03:00:00 AM	0.0	0	0	0	0.0	0.0%
09/10/2021 04:00:00 AM	0.0	0	0	0	0.0	0.0%
09/10/2021 05:00:00 AM	35.0	2	2	35	32.5	50.0%
09/10/2021 06:00:00 AM	40.0	3	3	40	37.5	66.7%
09/10/2021 07:00:00 AM	40.0	6	7	45	37.5	71.4%
09/10/2021 08:00:00 AM	33.3	5	6	35	32.5	50.0%
09/10/2021 09:00:00 AM	32.5	20	24	40	33.2	29.2%
09/10/2021 10:00:00 AM	33.9	28	33	45	34.6	36.4%
09/10/2021 11:00:00 AM	33.1	31	37	40	32.9	37.8%
09/10/2021 12:00:00 PM	31.8	38	45	35	32.5	24.4%
09/10/2021 01:00:00 PM	35.0	32	38	45	34.2	55.3%
09/10/2021 02:00:00 PM	34.4	33	39	40	34.4	33.3%
09/10/2021 03:00:00 PM	33.1	45	53	40	33.1	34.0%
09/10/2021 04:00:00 PM	32.1	42	49	40	34.0	20.4%
09/10/2021 05:00:00 PM	35.0	36	42	40	34.4	38.1%
09/10/2021 06:00:00 PM	33.8	37	43	40	33.5	34.9%
09/10/2021 07:00:00 PM	34.5	34	40	45	34.4	40.0%
09/10/2021 08:00:00 PM	32.7	38	45	40	33.3	28.9%
09/10/2021 09:00:00 PM	34.5	17	20	50	34.2	60.0%
09/10/2021 10:00:00 PM	35.0	11	13	40	33.9	53.8%
09/10/2021 11:00:00 PM	36.7	19	22	45	34.8	50.0%
10/10/2021 12:00:00 AM	35.0	9	11	45	35.5	45.5%
10/10/2021 01:00:00 AM	35.0	3	4	40	34.2	75.0%
10/10/2021 02:00:00 AM	35.0	1	1	35	32.5	100.0%
10/10/2021 03:00:00 AM	45.0	3	3	45	40.0	66.7%
10/10/2021 04:00:00 AM	30.0	1	1	30	0.0	0.0%
10/10/2021 05:00:00 AM	35.0	1	1	35	32.5	100.0%
10/10/2021 06:00:00 AM	45.0	2	2	45	40.0	100.0%
10/10/2021 07:00:00 AM	40.0	3	4	45	37.5	75.0%
10/10/2021 08:00:00 AM	38.3	6	7	40	36.3	57.1%
10/10/2021 09:00:00 AM	31.7	8	10	35	32.5	30.0%
10/10/2021 10:00:00 AM	33.8	14	16	40	33.5	31.3%
10/10/2021 11:00:00 AM	33.3	20	24	40	33.8	33.3%
10/10/2021 12:00:00 PM	36.0	29	34	45	35.7	32.4%
10/10/2021 01:00:00 PM	33.9	24	28	40	33.4	39.3%
10/10/2021 02:00:00 PM	34.5	29	34	40	33.9	41.2%
10/10/2021 03:00:00 PM	34.5	27	32	45	34.2	46.9%
10/10/2021 04:00:00 PM	35.0	32	38	40	34.3	44.7%
10/10/2021 05:00:00 PM	34.7	32	38	45	34.1	57.9%
10/10/2021 06:00:00 PM	34.3	22	26	40	33.1	61.5%

10/10/2021 07:00:00 PM	34.0	22	26	45	33.8	46.2%
10/10/2021 08:00:00 PM	37.5	12	14	40	34.5	71.4%
10/10/2021 09:00:00 PM	35.0	8	10	45	36.3	40.0%
10/10/2021 10:00:00 PM	37.5	4	5	40	35.8	60.0%
10/10/2021 11:00:00 PM	45.0	3	3	45	40.0	66.7%
11/10/2021 12:00:00 AM	40.0	2	2	40	37.5	50.0%
11/10/2021 01:00:00 AM	35.0	1	1	35	32.5	100.0%
11/10/2021 02:00:00 AM	0.0	0	0	0	0.0	0.0%
11/10/2021 03:00:00 AM	0.0	0	0	0	0.0	0.0%
11/10/2021 04:00:00 AM	0.0	0	0	0	0.0	0.0%
11/10/2021 05:00:00 AM	0.0	0	0	0	0.0	0.0%
11/10/2021 06:00:00 AM	35.0	6	7	40	33.8	57.1%
11/10/2021 07:00:00 AM	35.0	3	4	40	35.0	50.0%
11/10/2021 08:00:00 AM	37.5	19	22	45	35.8	40.9%
11/10/2021 09:00:00 AM	33.0	40	47	40	32.8	34.0%
11/10/2021 10:00:00 AM	31.2	25	29	40	33.5	17.2%
11/10/2021 11:00:00 AM	33.8	28	33	45	35.6	24.2%
11/10/2021 12:00:00 PM	29.6	21	25	35	32.5	12.0%
11/10/2021 01:00:00 PM	28.7	31	37	35	32.5	5.4%
11/10/2021 02:00:00 PM	31.4	29	34	35	32.5	20.6%
11/10/2021 03:00:00 PM	32.2	36	42	40	33.0	23.8%
11/10/2021 04:00:00 PM	33.3	40	47	40	32.8	40.4%
11/10/2021 05:00:00 PM	35.0	48	57	45	34.9	36.8%
11/10/2021 06:00:00 PM	33.2	42	49	40	32.8	36.7%
11/10/2021 07:00:00 PM	33.8	45	53	40	33.2	43.4%
11/10/2021 08:00:00 PM	34.5	26	31	40	33.8	48.4%
11/10/2021 09:00:00 PM	33.0	11	13	35	32.5	38.5%
11/10/2021 10:00:00 PM	38.3	9	11	50	36.8	63.6%
11/10/2021 11:00:00 PM	35.0	3	3	35	32.5	33.3%
12/10/2021 12:00:00 AM	28.8	4	5	30	0.0	0.0%
12/10/2021 01:00:00 AM	35.0	2	2	35	32.5	50.0%
12/10/2021 02:00:00 AM	0.0	0	0	0	0.0	0.0%
12/10/2021 03:00:00 AM	0.0	0	0	0	0.0	0.0%
12/10/2021 04:00:00 AM	0.0	0	0	0	0.0	0.0%
12/10/2021 05:00:00 AM	50.0	2	2	50	42.5	100.0%
12/10/2021 06:00:00 AM	40.0	4	5	45	37.5	80.0%
12/10/2021 07:00:00 AM	33.3	4	5	35	32.5	60.0%
12/10/2021 08:00:00 AM	34.4	23	27	40	33.1	66.7%
12/10/2021 09:00:00 AM	33.1	42	50	40	33.1	36.0%
12/10/2021 10:00:00 AM	33.9	23	27	40	32.8	55.6%
12/10/2021 11:00:00 AM	33.3	32	38	40	33.8	31.6%
12/10/2021 12:00:00 PM	34.2	20	23	40	33.8	34.8%
12/10/2021 01:00:00 PM	30.6	40	47	35	32.5	17.0%
12/10/2021 02:00:00 PM	33.9	24	28	40	33.4	39.3%
12/10/2021 03:00:00 PM	33.1	35	41	40	33.9	26.8%
12/10/2021 04:00:00 PM	31.1	48	57	40	33.4	19.3%
12/10/2021 05:00:00 PM	33.5	48	56	40	33.3	35.7%
12/10/2021 06:00:00 PM	33.3	45	53	40	33.8	30.2%
12/10/2021 07:00:00 PM	33.8	48	57	40	34.1	33.3%
12/10/2021 08:00:00 PM	33.5	20	24	40	33.0	45.8%

12/10/2021 09:00:00 PM	33.3	12	14	35	32.5	42.9%
12/10/2021 10:00:00 PM	37.5	9	11	50	35.3	81.8%
12/10/2021 11:00:00 PM	30.0	2	2	30	0.0	0.0%
13/10/2021 12:00:00 AM	35.0	2	2	35	32.5	50.0%
13/10/2021 01:00:00 AM	0.0	0	0	0	0.0	0.0%
13/10/2021 02:00:00 AM	40.0	1	1	40	37.5	100.0%
13/10/2021 03:00:00 AM	0.0	0	0	0	0.0	0.0%
13/10/2021 04:00:00 AM	0.0	0	0	0	0.0	0.0%
13/10/2021 05:00:00 AM	45.0	2	2	45	42.5	50.0%
13/10/2021 06:00:00 AM	32.5	3	4	35	32.5	50.0%
13/10/2021 07:00:00 AM	37.5	3	4	40	35.8	75.0%
13/10/2021 08:00:00 AM	35.0	20	23	50	35.3	39.1%
13/10/2021 09:00:00 AM	33.3	38	45	35	32.5	46.7%
13/10/2021 10:00:00 AM	33.9	34	40	40	34.0	32.5%
13/10/2021 11:00:00 AM	32.0	25	29	40	33.3	20.7%
13/10/2021 12:00:00 PM	32.8	30	35	40	33.0	28.6%
13/10/2021 01:00:00 PM	33.3	28	33	50	35.8	27.3%
13/10/2021 02:00:00 PM	32.5	41	48	40	33.9	22.9%
13/10/2021 03:00:00 PM	32.7	52	61	40	33.1	27.9%
13/10/2021 04:00:00 PM	33.5	42	50	45	33.2	44.0%
13/10/2021 05:00:00 PM	33.6	38	45	40	32.7	51.1%
13/10/2021 06:00:00 PM	33.8	43	51	45	33.3	47.1%
13/10/2021 07:00:00 PM	36.2	43	51	50	35.0	51.0%
13/10/2021 08:00:00 PM	34.4	25	29	45	34.2	41.4%
13/10/2021 09:00:00 PM	35.0	12	14	40	35.8	21.4%
13/10/2021 10:00:00 PM	37.5	11	13	45	37.5	30.8%
13/10/2021 11:00:00 PM	37.5	7	8	40	35.0	50.0%
14/10/2021 12:00:00 AM	35.0	4	5	40	34.2	60.0%
14/10/2021 01:00:00 AM	0.0	0	0	0	0.0	0.0%
14/10/2021 02:00:00 AM	30.0	1	1	30	0.0	0.0%
14/10/2021 03:00:00 AM	0.0	0	0	0	0.0	0.0%
14/10/2021 04:00:00 AM	40.0	2	2	40	35.0	100.0%
14/10/2021 05:00:00 AM	45.0	2	2	45	40.0	100.0%
14/10/2021 06:00:00 AM	30.0	3	4	40	37.5	25.0%
14/10/2021 07:00:00 AM	38.8	5	6	40	35.8	100.0%
14/10/2021 08:00:00 AM	34.3	19	22	50	34.7	40.9%
14/10/2021 09:00:00 AM	34.4	35	41	40	33.5	48.8%
14/10/2021 10:00:00 AM	33.2	35	41	40	33.3	31.7%
14/10/2021 11:00:00 AM	31.4	36	42	40	33.1	19.0%
14/10/2021 12:00:00 PM	31.9	31	36	35	32.5	22.2%
14/10/2021 01:00:00 PM	30.0	31	37	40	33.3	16.2%
14/10/2021 02:00:00 PM	32.7	40	47	40	33.3	27.7%
14/10/2021 03:00:00 PM	33.3	39	46	45	34.4	28.3%
14/10/2021 04:00:00 PM	31.1	49	58	40	33.4	19.0%
14/10/2021 05:00:00 PM	32.8	49	58	40	33.1	31.0%
14/10/2021 06:00:00 PM	33.9	41	48	40	33.6	37.5%
14/10/2021 07:00:00 PM	34.2	37	44	40	33.3	54.5%
14/10/2021 08:00:00 PM	32.5	26	30	40	33.2	23.3%
14/10/2021 09:00:00 PM	36.2	14	17	40	35.4	41.2%
14/10/2021 10:00:00 PM	42.5	14	16	45	37.5	62.5%

14/10/2021 11:00:00 PM	38.3	8	10	45	36.1	70.0%
15/10/2021 12:00:00 AM	45.0	3	3	45	37.5	100.0%
15/10/2021 01:00:00 AM	30.0	1	1	30	0.0	0.0%
15/10/2021 02:00:00 AM	0.0	0	0	0	0.0	0.0%
15/10/2021 03:00:00 AM	40.0	1	1	40	37.5	100.0%
15/10/2021 04:00:00 AM	0.0	0	0	0	0.0	0.0%
15/10/2021 05:00:00 AM	40.0	2	2	40	35.0	100.0%
15/10/2021 06:00:00 AM	30.0	2	2	30	0.0	0.0%
15/10/2021 07:00:00 AM	35.0	4	5	40	35.0	40.0%
15/10/2021 08:00:00 AM	32.5	16	19	35	32.5	31.6%
15/10/2021 09:00:00 AM	33.8	31	36	40	33.2	38.9%
15/10/2021 10:00:00 AM	33.3	26	30	40	33.0	33.3%
15/10/2021 11:00:00 AM	32.1	26	31	40	33.1	25.8%
15/10/2021 12:00:00 PM	33.0	31	37	35	32.5	40.5%
15/10/2021 01:00:00 PM	32.2	32	38	40	33.0	26.3%
15/10/2021 02:00:00 PM	31.9	28	33	35	32.5	24.2%
15/10/2021 03:00:00 PM	34.4	36	42	45	34.6	33.3%
15/10/2021 04:00:00 PM	33.6	48	56	45	34.4	28.6%
15/10/2021 05:00:00 PM	33.8	48	57	40	33.3	42.1%
15/10/2021 06:00:00 PM	34.2	48	57	45	35.1	33.3%
15/10/2021 07:00:00 PM	33.1	48	57	45	34.0	29.8%
15/10/2021 08:00:00 PM	35.0	20	24	45	34.6	50.0%
15/10/2021 09:00:00 PM	32.5	10	12	35	32.5	33.3%
15/10/2021 10:00:00 PM	33.3	11	13	40	33.8	30.8%
15/10/2021 11:00:00 PM	35.0	14	16	45	34.6	43.8%
16/10/2021 12:00:00 AM	35.0	3	3	35	32.5	33.3%
16/10/2021 01:00:00 AM	40.0	3	3	40	35.0	66.7%
16/10/2021 02:00:00 AM	0.0	0	0	0	0.0	0.0%
16/10/2021 03:00:00 AM	30.0	1	1	30	0.0	0.0%
16/10/2021 04:00:00 AM	0.0	0	0	0	0.0	0.0%
16/10/2021 05:00:00 AM	40.0	2	2	40	35.0	100.0%
16/10/2021 06:00:00 AM	40.0	3	3	40	37.5	33.3%
16/10/2021 07:00:00 AM	37.5	3	4	40	37.5	50.0%
16/10/2021 08:00:00 AM	30.0	7	8	35	32.5	12.5%
16/10/2021 09:00:00 AM	32.5	11	13	40	34.2	23.1%
16/10/2021 10:00:00 AM	33.8	24	28	45	34.0	35.7%
16/10/2021 11:00:00 AM	34.6	23	27	40	33.5	55.6%
16/10/2021 12:00:00 PM	33.9	30	35	40	33.8	34.3%
16/10/2021 01:00:00 PM	34.2	32	38	40	33.7	44.7%
16/10/2021 02:00:00 PM	33.5	32	38	40	33.2	39.5%
16/10/2021 03:00:00 PM	33.3	43	51	40	33.8	31.4%
16/10/2021 04:00:00 PM	32.8	40	47	45	34.2	25.5%
16/10/2021 05:00:00 PM	32.9	25	29	40	33.1	27.6%
16/10/2021 06:00:00 PM	29.3	31	37	45	37.5	10.8%
16/10/2021 07:00:00 PM	30.0	47	55	45	34.4	14.5%
16/10/2021 08:00:00 PM	32.5	29	34	40	34.6	20.6%
16/10/2021 09:00:00 PM	33.8	17	20	40	33.1	45.0%
16/10/2021 10:00:00 PM	31.7	8	10	35	32.5	30.0%
16/10/2021 11:00:00 PM	35.0	14	16	40	35.8	18.8%
17/10/2021 12:00:00 AM	34.4	16	19	40	33.5	52.6%

17/10/2021 01:00:00 AM	40.0	1	1	40	37.5	100.0%
17/10/2021 02:00:00 AM	40.0	2	2	40	35.0	100.0%
17/10/2021 03:00:00 AM	0.0	0	0	0	0.0	0.0%
17/10/2021 04:00:00 AM	30.0	1	1	30	0.0	0.0%
17/10/2021 05:00:00 AM	30.0	1	1	30	0.0	0.0%
17/10/2021 06:00:00 AM	40.0	3	3	40	35.8	100.0%
17/10/2021 07:00:00 AM	25.0	1	1	25	0.0	0.0%
17/10/2021 08:00:00 AM	40.0	2	2	40	35.0	100.0%
17/10/2021 09:00:00 AM	35.0	14	17	40	34.4	47.1%
17/10/2021 10:00:00 AM	33.8	17	20	40	33.1	45.0%
17/10/2021 11:00:00 AM	34.0	22	26	40	33.3	46.2%
17/10/2021 12:00:00 PM	33.3	26	31	40	33.4	35.5%
17/10/2021 01:00:00 PM	35.0	33	39	45	34.8	38.5%
17/10/2021 02:00:00 PM	33.2	32	38	45	33.2	39.5%
17/10/2021 03:00:00 PM	33.8	29	34	40	33.2	41.2%
17/10/2021 04:00:00 PM	35.0	25	29	45	34.4	44.8%
17/10/2021 05:00:00 PM	33.1	32	38	40	33.9	28.9%
17/10/2021 06:00:00 PM	36.0	21	25	40	34.6	48.0%
17/10/2021 07:00:00 PM	35.0	16	19	45	35.4	36.8%
17/10/2021 08:00:00 PM	34.0	14	16	40	33.3	37.5%
17/10/2021 09:00:00 PM	31.7	9	11	35	32.5	27.3%
17/10/2021 10:00:00 PM	40.0	7	8	45	34.6	87.5%
17/10/2021 11:00:00 PM	35.0	4	5	40	35.0	40.0%
18/10/2021 12:00:00 AM	40.0	3	3	40	37.5	66.7%
18/10/2021 01:00:00 AM	0.0	0	0	0	0.0	0.0%
18/10/2021 02:00:00 AM	0.0	0	0	0	0.0	0.0%
18/10/2021 03:00:00 AM	0.0	0	0	0	0.0	0.0%
18/10/2021 04:00:00 AM	0.0	0	0	0	0.0	0.0%
18/10/2021 05:00:00 AM	0.0	0	0	0	0.0	0.0%
18/10/2021 06:00:00 AM	40.0	6	7	45	36.3	57.1%
18/10/2021 07:00:00 AM	32.5	3	4	35	32.5	50.0%
18/10/2021 08:00:00 AM	34.5	27	32	45	34.2	46.9%
18/10/2021 09:00:00 AM	33.2	42	49	40	33.1	32.7%
18/10/2021 10:00:00 AM	34.0	23	27	45	35.0	29.6%
18/10/2021 11:00:00 AM	34.0	29	34	40	33.7	38.2%
18/10/2021 12:00:00 PM	32.5	35	41	35	32.5	29.3%
18/10/2021 01:00:00 PM	30.0	35	41	40	34.2	14.6%
18/10/2021 02:00:00 PM	32.3	31	37	35	32.5	29.7%
18/10/2021 03:00:00 PM	32.5	34	40	40	33.5	25.0%
18/10/2021 04:00:00 PM	32.3	45	53	40	33.3	24.5%
18/10/2021 05:00:00 PM	34.2	38	45	45	34.3	37.8%
18/10/2021 06:00:00 PM	35.0	45	53	45	35.1	32.1%
18/10/2021 07:00:00 PM	32.5	35	41	40	33.5	24.4%
18/10/2021 08:00:00 PM	35.0	14	17	40	35.0	35.3%
18/10/2021 09:00:00 PM	33.0	13	15	35	32.5	33.3%
18/10/2021 10:00:00 PM	35.0	14	16	45	34.4	50.0%
18/10/2021 11:00:00 PM	35.0	7	8	45	35.8	37.5%
19/10/2021 12:00:00 AM	0.0	0	0	0	0.0	0.0%
19/10/2021 01:00:00 AM	35.0	1	1	35	32.5	100.0%
19/10/2021 02:00:00 AM	20.0	1	1	20	0.0	0.0%

19/10/2021 03:00:00 AM	0.0	0	0	0	0.0	0.0%
19/10/2021 04:00:00 AM	35.0	1	1	35	32.5	100.0%
19/10/2021 05:00:00 AM	40.0	2	2	40	35.0	100.0%
19/10/2021 06:00:00 AM	33.3	3	4	35	32.5	75.0%
19/10/2021 07:00:00 AM	35.0	6	7	40	33.5	71.4%
19/10/2021 08:00:00 AM	34.0	21	25	40	33.3	48.0%
19/10/2021 09:00:00 AM	32.7	35	41	40	32.9	29.3%
19/10/2021 10:00:00 AM	33.9	25	29	40	33.4	37.9%
19/10/2021 11:00:00 AM	30.7	36	42	35	32.5	16.7%
19/10/2021 12:00:00 PM	31.4	28	33	35	32.5	21.2%
19/10/2021 01:00:00 PM	32.0	32	38	35	32.5	26.3%
19/10/2021 02:00:00 PM	33.9	23	27	40	33.4	40.7%
19/10/2021 03:00:00 PM	33.3	37	43	40	32.8	37.2%
19/10/2021 04:00:00 PM	32.9	37	44	40	32.8	34.1%
19/10/2021 05:00:00 PM	34.6	42	50	40	34.3	40.0%
19/10/2021 06:00:00 PM	34.6	57	67	40	33.8	47.8%
19/10/2021 07:00:00 PM	33.3	40	47	40	33.1	36.2%
19/10/2021 08:00:00 PM	38.6	18	21	45	35.5	71.4%
19/10/2021 09:00:00 PM	34.2	10	12	40	33.2	58.3%
19/10/2021 10:00:00 PM	33.3	9	11	45	35.0	36.4%
19/10/2021 11:00:00 PM	30.0	3	4	40	37.5	25.0%
20/10/2021 12:00:00 AM	30.0	3	4	35	32.5	25.0%
20/10/2021 01:00:00 AM	30.0	1	1	30	0.0	0.0%
20/10/2021 02:00:00 AM	0.0	0	0	0	0.0	0.0%
20/10/2021 03:00:00 AM	0.0	0	0	0	0.0	0.0%
20/10/2021 04:00:00 AM	0.0	0	0	0	0.0	0.0%
20/10/2021 05:00:00 AM	40.0	1	1	40	37.5	100.0%
20/10/2021 06:00:00 AM	37.5	5	6	40	35.0	66.7%
20/10/2021 07:00:00 AM	37.5	3	4	40	35.8	75.0%
20/10/2021 08:00:00 AM	34.2	13	15	40	33.2	46.7%
20/10/2021 09:00:00 AM	33.0	30	35	40	33.0	31.4%
20/10/2021 10:00:00 AM	31.4	33	39	40	33.1	20.5%
20/10/2021 11:00:00 AM	31.2	19	22	35	32.5	18.2%
20/10/2021 12:00:00 PM	32.0	31	37	35	32.5	27.0%
20/10/2021 01:00:00 PM	32.5	34	40	40	35.0	20.0%
20/10/2021 02:00:00 PM	33.2	26	31	40	32.9	38.7%
20/10/2021 03:00:00 PM	35.0	28	33	40	34.4	39.4%
20/10/2021 04:00:00 PM	34.7	43	51	45	34.2	47.1%
20/10/2021 05:00:00 PM	34.4	39	46	40	33.7	45.7%
20/10/2021 06:00:00 PM	34.3	56	66	45	33.7	51.5%
20/10/2021 07:00:00 PM	34.4	43	51	40	33.8	47.1%
20/10/2021 08:00:00 PM	34.4	26	31	45	34.6	38.7%
20/10/2021 09:00:00 PM	34.2	12	14	40	33.2	50.0%
20/10/2021 10:00:00 PM	38.8	13	15	45	35.5	66.7%
20/10/2021 11:00:00 PM	35.0	8	10	40	34.5	50.0%
21/10/2021 12:00:00 AM	30.0	2	2	30	0.0	0.0%
21/10/2021 01:00:00 AM	30.0	1	1	30	0.0	0.0%
21/10/2021 02:00:00 AM	0.0	0	0	0	0.0	0.0%
21/10/2021 03:00:00 AM	30.0	1	1	30	0.0	0.0%
21/10/2021 04:00:00 AM	35.0	1	1	35	32.5	100.0%

21/10/2021 05:00:00 AM	40.0	2	2	40	37.5	100.0%
21/10/2021 06:00:00 AM	35.0	3	4	40	35.0	50.0%
21/10/2021 07:00:00 AM	33.3	3	4	35	32.5	75.0%
21/10/2021 08:00:00 AM	37.5	10	12	45	35.0	66.7%
21/10/2021 09:00:00 AM	34.6	32	38	45	34.2	47.4%
21/10/2021 10:00:00 AM	31.4	30	35	35	32.5	20.0%
21/10/2021 11:00:00 AM	31.0	25	29	35	32.5	17.2%
21/10/2021 12:00:00 PM	30.0	24	28	40	33.8	14.3%
21/10/2021 01:00:00 PM	31.7	23	27	40	34.5	18.5%
21/10/2021 02:00:00 PM	30.7	38	45	40	33.1	17.8%
21/10/2021 03:00:00 PM	33.5	41	48	40	33.4	33.3%
21/10/2021 04:00:00 PM	34.8	50	59	45	34.3	50.8%
21/10/2021 05:00:00 PM	34.7	43	51	40	34.0	47.1%
21/10/2021 06:00:00 PM	33.9	54	63	45	33.4	42.9%
21/10/2021 07:00:00 PM	33.6	40	47	45	34.2	31.9%
21/10/2021 08:00:00 PM	33.6	26	30	40	33.6	30.0%
21/10/2021 09:00:00 PM	35.0	9	11	45	34.6	63.6%
21/10/2021 10:00:00 PM	38.3	10	12	45	38.8	33.3%
21/10/2021 11:00:00 PM	32.5	4	5	35	32.5	40.0%
22/10/2021 12:00:00 AM	38.3	3	4	40	37.5	75.0%
22/10/2021 01:00:00 AM	35.0	1	1	35	32.5	100.0%
22/10/2021 02:00:00 AM	35.0	1	1	35	32.5	100.0%
22/10/2021 03:00:00 AM	35.0	1	1	35	32.5	100.0%
22/10/2021 04:00:00 AM	0.0	0	0	0	0.0	0.0%
22/10/2021 05:00:00 AM	40.0	1	1	40	37.5	100.0%
22/10/2021 06:00:00 AM	40.0	2	2	40	37.5	50.0%
22/10/2021 07:00:00 AM	40.0	3	3	40	37.5	33.3%
22/10/2021 08:00:00 AM	35.0	16	19	40	34.0	52.6%
22/10/2021 09:00:00 AM	34.5	26	30	40	33.6	46.7%
22/10/2021 10:00:00 AM	34.2	33	39	45	34.0	43.6%
22/10/2021 11:00:00 AM	34.6	24	28	45	33.7	60.7%
22/10/2021 12:00:00 PM	34.1	24	28	40	33.3	46.4%
22/10/2021 01:00:00 PM	35.0	31	36	45	34.6	38.9%
22/10/2021 02:00:00 PM	33.9	30	35	40	33.8	34.3%
22/10/2021 03:00:00 PM	33.8	40	47	45	34.0	36.2%
22/10/2021 04:00:00 PM	33.8	43	51	40	33.2	45.1%
22/10/2021 05:00:00 PM	33.2	46	54	40	33.0	35.2%
22/10/2021 06:00:00 PM	33.6	35	41	40	33.6	34.1%
22/10/2021 07:00:00 PM	33.3	39	46	40	33.1	37.0%
22/10/2021 08:00:00 PM	33.6	21	25	45	34.2	36.0%
22/10/2021 09:00:00 PM	37.5	12	14	50	37.5	35.7%
22/10/2021 10:00:00 PM	35.0	14	17	45	35.0	47.1%
22/10/2021 11:00:00 PM	35.0	9	11	40	34.2	54.5%
23/10/2021 12:00:00 AM	35.0	8	9	40	33.3	66.7%
23/10/2021 01:00:00 AM	37.5	5	6	40	35.0	66.7%
23/10/2021 02:00:00 AM	35.0	1	1	35	32.5	100.0%
23/10/2021 03:00:00 AM	45.0	2	2	45	40.0	100.0%
23/10/2021 04:00:00 AM	0.0	0	0	0	0.0	0.0%
23/10/2021 05:00:00 AM	50.0	3	3	50	40.0	66.7%
23/10/2021 06:00:00 AM	40.0	2	2	40	37.5	50.0%

23/10/2021 07:00:00 AM	35.0	5	6	40	34.2	50.0%
23/10/2021 08:00:00 AM	33.8	10	12	45	34.5	41.7%
23/10/2021 09:00:00 AM	34.4	24	28	45	33.3	64.3%
23/10/2021 10:00:00 AM	33.0	29	34	40	33.0	32.4%
23/10/2021 11:00:00 AM	33.1	36	42	40	32.9	33.3%
23/10/2021 12:00:00 PM	32.9	35	41	40	34.0	24.4%
23/10/2021 01:00:00 PM	33.1	51	60	40	33.3	31.7%
23/10/2021 02:00:00 PM	34.7	42	49	40	33.9	44.9%
23/10/2021 03:00:00 PM	32.5	35	41	40	33.5	24.4%
23/10/2021 04:00:00 PM	30.0	24	28	40	35.0	14.3%
23/10/2021 05:00:00 PM	32.7	37	44	40	33.3	29.5%
23/10/2021 06:00:00 PM	31.1	41	48	35	32.5	18.8%
23/10/2021 07:00:00 PM	34.5	26	30	40	33.6	46.7%
23/10/2021 08:00:00 PM	33.9	20	24	40	33.4	45.8%
23/10/2021 09:00:00 PM	33.3	18	21	35	32.5	42.9%
23/10/2021 10:00:00 PM	33.6	10	12	35	32.5	58.3%
23/10/2021 11:00:00 PM	35.0	8	9	40	33.8	44.4%
24/10/2021 12:00:00 AM	37.5	13	15	45	35.8	40.0%
24/10/2021 01:00:00 AM	33.8	8	9	35	32.5	44.4%
24/10/2021 02:00:00 AM	0.0	0	0	0	0.0	0.0%
24/10/2021 03:00:00 AM	0.0	0	0	0	0.0	0.0%
24/10/2021 04:00:00 AM	0.0	0	0	0	0.0	0.0%
24/10/2021 05:00:00 AM	0.0	0	0	0	0.0	0.0%
24/10/2021 06:00:00 AM	0.0	0	0	0	0.0	0.0%
24/10/2021 07:00:00 AM	37.5	4	5	40	35.8	60.0%
24/10/2021 08:00:00 AM	45.0	2	2	45	37.5	100.0%
24/10/2021 09:00:00 AM	36.7	14	16	40	35.0	37.5%
24/10/2021 10:00:00 AM	33.0	15	18	40	33.3	33.3%
24/10/2021 11:00:00 AM	32.5	18	21	45	34.5	23.8%
24/10/2021 12:00:00 PM	33.2	26	31	40	32.9	38.7%
24/10/2021 01:00:00 PM	34.1	34	40	45	34.2	37.5%
24/10/2021 02:00:00 PM	32.5	18	21	35	32.5	28.6%
24/10/2021 03:00:00 PM	32.8	30	35	40	33.0	28.6%
24/10/2021 04:00:00 PM	33.5	27	32	50	33.6	43.8%
24/10/2021 05:00:00 PM	33.7	33	39	40	33.1	43.6%
24/10/2021 06:00:00 PM	32.0	19	22	35	32.5	22.7%
24/10/2021 07:00:00 PM	33.6	16	19	40	33.1	42.1%
24/10/2021 08:00:00 PM	35.0	12	14	40	34.5	35.7%
24/10/2021 09:00:00 PM	35.0	7	8	45	35.0	50.0%
24/10/2021 10:00:00 PM	37.5	10	12	45	34.7	75.0%
24/10/2021 11:00:00 PM	40.0	3	3	40	35.8	100.0%
25/10/2021 12:00:00 AM	45.0	2	2	45	42.5	50.0%
25/10/2021 01:00:00 AM	35.0	3	3	35	32.5	66.7%
25/10/2021 02:00:00 AM	40.0	3	3	40	37.5	33.3%
25/10/2021 03:00:00 AM	0.0	0	0	0	0.0	0.0%
25/10/2021 04:00:00 AM	0.0	0	0	0	0.0	0.0%
25/10/2021 05:00:00 AM	35.0	1	1	35	32.5	100.0%
25/10/2021 06:00:00 AM	40.0	3	3	40	37.5	33.3%
25/10/2021 07:00:00 AM	45.0	3	3	45	37.5	66.7%
25/10/2021 08:00:00 AM	37.5	18	21	45	34.6	66.7%

25/10/2021 09:00:00 AM	37.0	14	17	40	36.1	41.2%
25/10/2021 10:00:00 AM	30.0	22	26	35	32.5	15.4%
25/10/2021 11:00:00 AM	32.0	24	28	45	34.2	21.4%
25/10/2021 12:00:00 PM	30.7	37	44	40	33.1	18.2%
25/10/2021 01:00:00 PM	33.8	40	47	45	34.1	34.0%
25/10/2021 02:00:00 PM	29.7	30	35	40	35.0	11.4%
25/10/2021 03:00:00 PM	33.3	29	34	40	34.2	26.5%
25/10/2021 04:00:00 PM	34.1	31	37	45	34.5	40.5%
25/10/2021 05:00:00 PM	35.0	37	43	40	34.5	34.9%
25/10/2021 06:00:00 PM	33.9	46	54	40	33.1	46.3%
25/10/2021 07:00:00 PM	34.2	42	49	45	34.3	34.7%
25/10/2021 08:00:00 PM	35.0	14	16	40	34.2	37.5%
25/10/2021 09:00:00 PM	36.7	14	16	40	35.5	31.3%
25/10/2021 10:00:00 PM	33.8	8	10	40	33.5	50.0%
25/10/2021 11:00:00 PM	40.0	7	8	45	36.3	50.0%
26/10/2021 12:00:00 AM	35.0	3	3	35	32.5	33.3%
26/10/2021 01:00:00 AM	30.0	1	1	30	0.0	0.0%
26/10/2021 02:00:00 AM	40.0	2	2	40	37.5	50.0%
26/10/2021 03:00:00 AM	0.0	0	0	0	0.0	0.0%
26/10/2021 04:00:00 AM	0.0	0	0	0	0.0	0.0%
26/10/2021 05:00:00 AM	35.0	2	2	35	32.5	50.0%
26/10/2021 06:00:00 AM	37.5	5	6	40	35.8	50.0%
26/10/2021 07:00:00 AM	30.0	3	3	30	0.0	0.0%
26/10/2021 08:00:00 AM	37.5	14	16	40	35.8	37.5%
26/10/2021 09:00:00 AM	33.6	20	23	40	33.1	34.8%
26/10/2021 10:00:00 AM	34.4	24	28	40	33.9	39.3%
26/10/2021 11:00:00 AM	30.8	30	35	35	32.5	17.1%
26/10/2021 12:00:00 PM	29.6	24	28	35	32.5	10.7%
26/10/2021 01:00:00 PM	32.8	35	41	40	33.4	26.8%
26/10/2021 02:00:00 PM	30.0	36	42	40	34.2	14.3%
26/10/2021 03:00:00 PM	31.7	21	25	35	32.5	24.0%
26/10/2021 04:00:00 PM	33.1	36	42	40	32.9	33.3%
26/10/2021 05:00:00 PM	35.0	37	43	45	34.4	41.9%
26/10/2021 06:00:00 PM	34.1	49	58	40	33.4	46.6%
26/10/2021 07:00:00 PM	34.0	35	41	50	35.4	34.1%
26/10/2021 08:00:00 PM	35.0	19	22	40	33.8	54.5%
26/10/2021 09:00:00 PM	37.5	9	11	45	35.8	54.5%
26/10/2021 10:00:00 PM	34.3	11	13	40	33.1	61.5%
26/10/2021 11:00:00 PM	42.5	6	7	45	38.5	71.4%
27/10/2021 12:00:00 AM	40.0	3	3	40	35.0	66.7%
27/10/2021 01:00:00 AM	35.0	2	2	35	32.5	50.0%
27/10/2021 02:00:00 AM	40.0	1	1	40	37.5	100.0%
27/10/2021 03:00:00 AM	0.0	0	0	0	0.0	0.0%
27/10/2021 04:00:00 AM	0.0	0	0	0	0.0	0.0%
27/10/2021 05:00:00 AM	40.0	2	2	40	35.0	100.0%
27/10/2021 06:00:00 AM	40.0	5	6	45	39.2	50.0%
27/10/2021 07:00:00 AM	37.5	4	5	40	35.0	80.0%
27/10/2021 08:00:00 AM	33.3	18	21	40	33.2	33.3%
27/10/2021 09:00:00 AM	36.7	24	28	45	35.4	42.9%
27/10/2021 10:00:00 AM	34.2	30	35	40	33.4	45.7%

27/10/2021 11:00:00 AM	32.0	26	31	45	34.6	22.6%
27/10/2021 12:00:00 PM	30.8	29	34	35	32.5	17.6%
27/10/2021 01:00:00 PM	30.8	32	38	40	33.2	18.4%
27/10/2021 02:00:00 PM	31.9	38	45	40	33.5	22.2%
27/10/2021 03:00:00 PM	33.8	36	42	40	34.2	28.6%
27/10/2021 04:00:00 PM	32.1	29	34	40	33.1	23.5%
27/10/2021 05:00:00 PM	32.7	37	44	45	33.7	29.5%
27/10/2021 06:00:00 PM	32.5	46	54	45	34.4	24.1%
27/10/2021 07:00:00 PM	32.9	46	54	40	32.8	33.3%
27/10/2021 08:00:00 PM	36.7	18	21	45	35.0	47.6%
27/10/2021 09:00:00 PM	33.3	10	12	50	36.3	33.3%
27/10/2021 10:00:00 PM	35.0	5	6	55	39.2	50.0%
27/10/2021 11:00:00 PM	35.0	6	7	40	34.2	42.9%
28/10/2021 12:00:00 AM	40.0	3	3	40	34.2	100.0%
28/10/2021 01:00:00 AM	0.0	0	0	0	0.0	0.0%
28/10/2021 02:00:00 AM	0.0	0	0	0	0.0	0.0%
28/10/2021 03:00:00 AM	35.0	3	3	35	32.5	66.7%
28/10/2021 04:00:00 AM	35.0	1	1	35	32.5	100.0%
28/10/2021 05:00:00 AM	30.0	2	2	30	0.0	0.0%
28/10/2021 06:00:00 AM	35.0	6	7	40	33.8	57.1%
28/10/2021 07:00:00 AM	35.0	7	8	40	34.2	37.5%
28/10/2021 08:00:00 AM	30.0	11	13	35	32.5	15.4%
28/10/2021 09:00:00 AM	29.0	12	14	35	32.5	7.1%
28/10/2021 10:00:00 AM	25.0	27	32	30	0.0	0.0%
28/10/2021 11:00:00 AM	30.0	16	19	35	32.5	15.8%
28/10/2021 12:00:00 PM	28.5	29	34	35	32.5	2.9%
28/10/2021 01:00:00 PM	28.3	37	43	35	32.5	4.7%
28/10/2021 02:00:00 PM	29.3	27	32	40	33.8	12.5%
28/10/2021 03:00:00 PM	26.4	34	40	35	32.5	2.5%
28/10/2021 04:00:00 PM	28.5	31	37	35	32.5	8.1%
28/10/2021 05:00:00 PM	27.9	29	34	35	32.5	5.9%
28/10/2021 06:00:00 PM	30.6	38	45	35	32.5	17.8%
28/10/2021 07:00:00 PM	29.5	26	31	45	35.0	12.9%
28/10/2021 08:00:00 PM	32.5	26	30	40	33.2	23.3%
28/10/2021 09:00:00 PM	31.7	16	19	45	35.0	21.1%
28/10/2021 10:00:00 PM	35.0	4	5	40	35.0	40.0%
28/10/2021 11:00:00 PM	30.0	6	7	35	32.5	14.3%
29/10/2021 12:00:00 AM	30.0	2	2	30	0.0	0.0%
29/10/2021 01:00:00 AM	30.0	3	3	30	0.0	0.0%
29/10/2021 02:00:00 AM	25.0	1	1	25	0.0	0.0%
29/10/2021 03:00:00 AM	35.0	1	1	35	32.5	100.0%
29/10/2021 04:00:00 AM	30.0	1	1	30	0.0	0.0%
29/10/2021 05:00:00 AM	50.0	2	2	50	47.5	50.0%
29/10/2021 06:00:00 AM	35.0	4	5	40	35.0	40.0%
29/10/2021 07:00:00 AM	27.5	5	6	30	0.0	0.0%
29/10/2021 08:00:00 AM	28.8	9	11	35	32.5	9.1%
29/10/2021 09:00:00 AM	30.0	16	19	35	32.5	15.8%
29/10/2021 10:00:00 AM	28.3	25	29	35	32.5	3.4%
29/10/2021 11:00:00 AM	28.6	19	22	35	32.5	4.5%
29/10/2021 12:00:00 PM	28.3	26	30	35	32.5	3.3%

29/10/2021 01:00:00 PM	28.3	24	28	35	32.5	3.6%
29/10/2021 02:00:00 PM	27.0	34	40	30	0.0	0.0%
29/10/2021 03:00:00 PM	26.7	20	23	35	32.5	4.3%
29/10/2021 04:00:00 PM	28.3	31	37	35	32.5	5.4%
29/10/2021 05:00:00 PM	29.5	40	47	40	33.5	10.6%
29/10/2021 06:00:00 PM	31.2	35	41	35	32.5	19.5%
29/10/2021 07:00:00 PM	25.8	33	39	35	32.5	2.6%
29/10/2021 08:00:00 PM	29.4	32	38	35	32.5	10.5%
29/10/2021 09:00:00 PM	30.0	14	16	35	32.5	12.5%
29/10/2021 10:00:00 PM	30.0	15	18	40	34.2	16.7%
29/10/2021 11:00:00 PM	30.0	11	13	40	35.0	15.4%
30/10/2021 12:00:00 AM	33.3	5	6	35	32.5	50.0%
30/10/2021 01:00:00 AM	45.0	2	2	45	42.5	50.0%
30/10/2021 02:00:00 AM	40.0	3	3	40	37.5	33.3%
30/10/2021 03:00:00 AM	0.0	0	0	0	0.0	0.0%
30/10/2021 04:00:00 AM	0.0	0	0	0	0.0	0.0%
30/10/2021 05:00:00 AM	50.0	3	3	50	37.5	100.0%
30/10/2021 06:00:00 AM	25.0	1	1	25	0.0	0.0%
30/10/2021 07:00:00 AM	30.0	2	2	30	0.0	0.0%
30/10/2021 08:00:00 AM	30.0	3	4	35	32.5	25.0%
30/10/2021 09:00:00 AM	30.0	9	11	35	32.5	18.2%
30/10/2021 10:00:00 AM	30.0	11	13	35	32.5	15.4%
30/10/2021 11:00:00 AM	28.3	25	29	35	32.5	6.9%
30/10/2021 12:00:00 PM	32.5	20	23	40	35.0	17.4%
30/10/2021 01:00:00 PM	31.9	31	37	40	33.1	24.3%
30/10/2021 02:00:00 PM	33.0	33	39	40	33.3	30.8%
30/10/2021 03:00:00 PM	33.5	30	35	40	33.3	34.3%
30/10/2021 04:00:00 PM	34.1	36	42	40	33.3	47.6%
30/10/2021 05:00:00 PM	33.2	31	37	45	33.2	40.5%
30/10/2021 06:00:00 PM	34.7	33	39	45	33.8	59.0%
30/10/2021 07:00:00 PM	33.6	35	41	40	33.6	34.1%
30/10/2021 08:00:00 PM	34.5	20	24	45	34.3	58.3%
30/10/2021 09:00:00 PM	35.0	18	21	45	34.5	47.6%
30/10/2021 10:00:00 PM	35.0	10	12	45	34.6	58.3%
30/10/2021 11:00:00 PM	33.3	8	9	35	32.5	33.3%
31/10/2021 12:00:00 AM	38.3	11	13	40	36.3	61.5%
31/10/2021 01:00:00 AM	30.0	4	5	35	32.5	20.0%
31/10/2021 02:00:00 AM	35.0	4	5	40	33.8	80.0%
31/10/2021 03:00:00 AM	35.0	1	1	35	32.5	100.0%
31/10/2021 04:00:00 AM	0.0	0	0	0	0.0	0.0%
31/10/2021 05:00:00 AM	40.0	1	1	40	37.5	100.0%
31/10/2021 06:00:00 AM	0.0	0	0	0	0.0	0.0%
31/10/2021 07:00:00 AM	35.0	2	2	35	32.5	50.0%
31/10/2021 08:00:00 AM	30.0	3	4	35	32.5	25.0%
31/10/2021 09:00:00 AM	37.5	5	6	40	35.0	66.7%
31/10/2021 10:00:00 AM	35.0	6	7	40	34.2	42.9%
31/10/2021 11:00:00 AM	32.5	20	24	40	34.2	25.0%
31/10/2021 12:00:00 PM	34.2	23	27	45	34.7	33.3%
31/10/2021 01:00:00 PM	33.3	32	38	35	32.5	47.4%
31/10/2021 02:00:00 PM	33.8	32	38	45	34.2	39.5%

31/10/2021 03:00:00 PM	34.2	24	28	40	33.2	53.6%
31/10/2021 04:00:00 PM	35.0	22	26	40	34.3	42.3%
31/10/2021 05:00:00 PM	35.0	30	35	40	33.6	62.9%
31/10/2021 06:00:00 PM	33.2	38	45	45	33.9	31.1%
31/10/2021 07:00:00 PM	33.3	28	33	40	34.2	27.3%
31/10/2021 08:00:00 PM	34.0	20	23	40	33.0	47.8%
31/10/2021 09:00:00 PM	33.8	16	19	50	35.8	31.6%
31/10/2021 10:00:00 PM	31.7	14	17	40	33.8	23.5%
31/10/2021 11:00:00 PM	36.7	9	11	40	34.4	72.7%
01/11/2021 12:00:00 AM	33.3	5	6	35	32.5	50.0%
01/11/2021 01:00:00 AM	35.0	2	2	35	32.5	50.0%
01/11/2021 02:00:00 AM	40.0	3	3	40	35.0	66.7%
01/11/2021 03:00:00 AM	45.0	1	1	45	42.5	100.0%
01/11/2021 04:00:00 AM	0.0	0	0	0	0.0	0.0%
01/11/2021 05:00:00 AM	35.0	1	1	35	32.5	100.0%
01/11/2021 06:00:00 AM	40.0	1	1	40	37.5	100.0%
01/11/2021 07:00:00 AM	40.0	7	8	45	35.8	75.0%
01/11/2021 08:00:00 AM	37.5	3	4	40	35.8	75.0%
01/11/2021 09:00:00 AM	33.9	20	24	45	33.9	45.8%
01/11/2021 10:00:00 AM	33.9	33	39	40	33.0	51.3%
01/11/2021 11:00:00 AM	29.4	28	33	35	32.5	12.1%
01/11/2021 12:00:00 PM	28.8	35	41	35	32.5	7.3%
01/11/2021 01:00:00 PM	32.9	35	41	40	34.0	24.4%
01/11/2021 02:00:00 PM	32.5	36	42	40	33.5	23.8%
01/11/2021 03:00:00 PM	30.0	32	38	40	33.3	15.8%
01/11/2021 04:00:00 PM	32.5	40	47	40	33.3	25.5%
01/11/2021 05:00:00 PM	32.3	43	51	40	33.3	25.5%
01/11/2021 06:00:00 PM	33.3	42	49	40	33.5	30.6%
01/11/2021 07:00:00 PM	34.5	35	41	40	33.4	56.1%
01/11/2021 08:00:00 PM	33.9	41	48	45	35.7	29.2%
01/11/2021 09:00:00 PM	33.0	16	19	40	33.3	31.6%
01/11/2021 10:00:00 PM	35.0	18	21	50	36.1	33.3%
01/11/2021 11:00:00 PM	41.7	11	13	45	37.5	69.2%
02/11/2021 12:00:00 AM	37.5	8	9	40	35.8	33.3%
02/11/2021 01:00:00 AM	40.0	5	6	45	35.0	100.0%
02/11/2021 02:00:00 AM	35.0	1	1	35	32.5	100.0%
02/11/2021 03:00:00 AM	35.0	1	1	35	32.5	100.0%
02/11/2021 04:00:00 AM	35.0	1	1	35	32.5	100.0%
02/11/2021 05:00:00 AM	0.0	0	0	0	0.0	0.0%
02/11/2021 06:00:00 AM	35.0	1	1	35	32.5	100.0%
02/11/2021 07:00:00 AM	37.5	5	6	40	35.0	66.7%
02/11/2021 08:00:00 AM	37.5	6	7	40	35.0	57.1%
02/11/2021 09:00:00 AM	37.9	23	27	45	36.0	48.1%
02/11/2021 10:00:00 AM	32.9	38	45	40	33.2	31.1%
02/11/2021 11:00:00 AM	32.8	30	35	40	33.0	28.6%
02/11/2021 12:00:00 PM	31.9	29	34	35	32.5	23.5%
02/11/2021 01:00:00 PM	31.4	40	47	45	34.2	19.1%
02/11/2021 02:00:00 PM	31.9	34	40	40	33.1	22.5%
02/11/2021 03:00:00 PM	33.2	30	35	45	33.3	34.3%
02/11/2021 04:00:00 PM	30.6	41	48	35	32.5	16.7%

02/11/2021 05:00:00 PM	33.8	50	59	40	33.3	42.4%
02/11/2021 06:00:00 PM	34.0	53	62	45	33.7	41.9%
02/11/2021 07:00:00 PM	35.6	54	63	45	34.3	52.4%
02/11/2021 08:00:00 PM	34.3	38	45	45	33.7	55.6%
02/11/2021 09:00:00 PM	41.7	14	16	45	36.9	50.0%
02/11/2021 10:00:00 PM	35.0	12	14	45	35.4	50.0%
02/11/2021 11:00:00 PM	37.5	14	16	45	35.0	50.0%
03/11/2021 12:00:00 AM	40.0	6	7	50	36.7	85.7%
03/11/2021 01:00:00 AM	40.0	2	2	40	37.5	50.0%
03/11/2021 02:00:00 AM	0.0	0	0	0	0.0	0.0%
03/11/2021 03:00:00 AM	30.0	2	2	30	0.0	0.0%
03/11/2021 04:00:00 AM	45.0	1	1	45	42.5	100.0%
03/11/2021 05:00:00 AM	35.0	1	1	35	32.5	100.0%
03/11/2021 06:00:00 AM	35.0	2	2	35	32.5	50.0%
03/11/2021 07:00:00 AM	40.0	5	6	45	36.5	83.3%
03/11/2021 08:00:00 AM	35.0	8	9	40	33.3	66.7%
03/11/2021 09:00:00 AM	37.0	19	22	40	34.3	63.6%
03/11/2021 10:00:00 AM	34.6	39	46	40	34.2	39.1%
03/11/2021 11:00:00 AM	32.2	33	39	40	33.0	25.6%
03/11/2021 12:00:00 PM	33.5	28	33	40	32.9	42.4%
03/11/2021 01:00:00 PM	34.5	26	30	45	34.4	43.3%
03/11/2021 02:00:00 PM	33.3	31	37	40	33.8	32.4%
03/11/2021 03:00:00 PM	34.5	30	35	45	34.2	42.9%
03/11/2021 04:00:00 PM	33.5	37	43	45	34.0	30.2%
03/11/2021 05:00:00 PM	33.8	49	58	45	33.9	37.9%
03/11/2021 06:00:00 PM	30.6	46	54	40	33.1	16.7%
03/11/2021 07:00:00 PM	33.1	35	41	40	33.9	26.8%
03/11/2021 08:00:00 PM	35.8	33	39	45	35.6	33.3%
03/11/2021 09:00:00 PM	33.3	24	28	40	33.0	35.7%
03/11/2021 10:00:00 PM	36.7	17	20	45	34.4	65.0%
03/11/2021 11:00:00 PM	33.8	8	10	40	33.5	50.0%
04/11/2021 12:00:00 AM	35.0	8	9	40	33.5	55.6%
04/11/2021 01:00:00 AM	40.0	3	3	40	37.5	33.3%
04/11/2021 02:00:00 AM	0.0	0	0	0	0.0	0.0%
04/11/2021 03:00:00 AM	0.0	0	0	0	0.0	0.0%
04/11/2021 04:00:00 AM	0.0	0	0	0	0.0	0.0%
04/11/2021 05:00:00 AM	35.0	3	3	35	32.5	33.3%
04/11/2021 06:00:00 AM	45.0	1	1	45	42.5	100.0%
04/11/2021 07:00:00 AM	38.3	7	8	40	35.5	62.5%
04/11/2021 08:00:00 AM	32.5	3	4	35	32.5	50.0%
04/11/2021 09:00:00 AM	34.2	24	28	45	34.7	32.1%
04/11/2021 10:00:00 AM	33.8	33	39	40	33.5	38.5%
04/11/2021 11:00:00 AM	31.7	23	27	35	32.5	22.2%
04/11/2021 12:00:00 PM	29.7	29	34	35	32.5	11.8%
04/11/2021 01:00:00 PM	33.1	31	36	35	32.5	36.1%
04/11/2021 02:00:00 PM	33.3	31	37	40	32.8	43.2%
04/11/2021 03:00:00 PM	33.2	35	41	40	33.3	31.7%
04/11/2021 04:00:00 PM	30.6	41	48	35	32.5	16.7%
04/11/2021 05:00:00 PM	34.7	49	58	40	34.1	43.1%
04/11/2021 06:00:00 PM	35.6	48	56	45	34.8	39.3%

04/11/2021 07:00:00 PM	33.9	45	53	50	33.9	41.5%
04/11/2021 08:00:00 PM	34.1	33	39	40	33.3	48.7%
04/11/2021 09:00:00 PM	35.0	22	26	45	34.6	53.8%
04/11/2021 10:00:00 PM	35.0	10	12	45	34.6	58.3%
04/11/2021 11:00:00 PM	35.0	8	10	40	33.9	70.0%
05/11/2021 12:00:00 AM	35.0	5	6	45	37.5	33.3%
05/11/2021 01:00:00 AM	50.0	2	2	50	40.0	100.0%
05/11/2021 02:00:00 AM	30.0	2	2	30	0.0	0.0%
05/11/2021 03:00:00 AM	0.0	0	0	0	0.0	0.0%
05/11/2021 04:00:00 AM	35.0	2	2	35	32.5	50.0%
05/11/2021 05:00:00 AM	15.0	1	1	15	0.0	0.0%
05/11/2021 06:00:00 AM	50.0	2	2	50	42.5	100.0%
05/11/2021 07:00:00 AM	40.0	6	7	45	36.7	85.7%
05/11/2021 08:00:00 AM	35.0	3	3	35	32.5	33.3%
05/11/2021 09:00:00 AM	36.2	20	24	45	34.8	54.2%
05/11/2021 10:00:00 AM	35.0	35	41	45	34.4	51.2%
05/11/2021 11:00:00 AM	36.2	25	29	45	34.8	44.8%
05/11/2021 12:00:00 PM	32.2	33	39	40	33.0	25.6%
05/11/2021 01:00:00 PM	34.0	36	42	45	33.6	42.9%
05/11/2021 02:00:00 PM	33.0	32	38	40	33.3	31.6%
05/11/2021 03:00:00 PM	34.4	47	55	45	34.1	40.0%
05/11/2021 04:00:00 PM	33.2	43	51	40	32.8	39.2%
05/11/2021 05:00:00 PM	34.6	56	66	45	34.1	47.0%
05/11/2021 06:00:00 PM	33.8	52	61	40	33.6	36.1%
05/11/2021 07:00:00 PM	34.4	60	71	45	34.5	38.0%
05/11/2021 08:00:00 PM	35.0	36	42	45	34.4	42.9%
05/11/2021 09:00:00 PM	38.0	15	18	45	36.0	55.6%
05/11/2021 10:00:00 PM	35.0	17	20	40	34.2	45.0%
05/11/2021 11:00:00 PM	34.3	9	11	40	33.1	72.7%
06/11/2021 12:00:00 AM	35.0	5	6	45	35.8	50.0%
06/11/2021 01:00:00 AM	37.5	6	7	40	34.2	85.7%
06/11/2021 02:00:00 AM	45.0	3	3	45	40.0	66.7%
06/11/2021 03:00:00 AM	0.0	0	0	0	0.0	0.0%
06/11/2021 04:00:00 AM	0.0	0	0	0	0.0	0.0%
06/11/2021 05:00:00 AM	0.0	0	0	0	0.0	0.0%
06/11/2021 06:00:00 AM	45.0	2	2	45	37.5	100.0%
06/11/2021 07:00:00 AM	40.0	4	5	45	37.5	60.0%
06/11/2021 08:00:00 AM	40.0	3	3	40	37.5	66.7%
06/11/2021 09:00:00 AM	32.5	5	6	35	32.5	33.3%
06/11/2021 10:00:00 AM	33.3	22	26	40	33.8	30.8%
06/11/2021 11:00:00 AM	32.5	28	33	40	33.8	24.2%
06/11/2021 12:00:00 PM	32.8	30	35	40	33.0	28.6%
06/11/2021 01:00:00 PM	32.9	33	39	40	34.0	25.6%
06/11/2021 02:00:00 PM	32.7	32	38	45	33.3	31.6%
06/11/2021 03:00:00 PM	32.5	26	31	40	34.6	22.6%
06/11/2021 04:00:00 PM	29.8	45	53	35	32.5	13.2%
06/11/2021 05:00:00 PM	28.8	37	44	35	32.5	4.5%
06/11/2021 06:00:00 PM	32.3	38	45	40	32.9	26.7%
06/11/2021 07:00:00 PM	34.4	39	46	40	33.6	47.8%
06/11/2021 08:00:00 PM	34.5	25	29	40	33.6	48.3%

06/11/2021 09:00:00 PM	35.0	14	16	40	34.2	37.5%
06/11/2021 10:00:00 PM	37.5	8	10	45	36.5	50.0%
06/11/2021 11:00:00 PM	38.0	13	15	40	35.6	53.3%
07/11/2021 12:00:00 AM	35.0	9	11	45	35.4	63.6%
07/11/2021 01:00:00 AM	35.0	5	6	40	33.8	66.7%
07/11/2021 02:00:00 AM	35.0	5	6	40	35.0	33.3%
07/11/2021 03:00:00 AM	35.0	3	3	35	32.5	66.7%
07/11/2021 04:00:00 AM	0.0	0	0	0	0.0	0.0%
07/11/2021 05:00:00 AM	0.0	0	0	0	0.0	0.0%
07/11/2021 06:00:00 AM	35.0	1	1	35	32.5	100.0%
07/11/2021 07:00:00 AM	45.0	2	2	45	37.5	100.0%
07/11/2021 08:00:00 AM	35.0	3	4	40	34.2	75.0%
07/11/2021 09:00:00 AM	35.0	2	2	35	32.5	100.0%
07/11/2021 10:00:00 AM	35.0	9	11	40	34.2	54.5%
07/11/2021 11:00:00 AM	37.5	16	19	50	35.2	68.4%
07/11/2021 12:00:00 PM	33.3	23	27	45	34.4	29.6%
07/11/2021 01:00:00 PM	32.5	25	29	40	33.2	24.1%
07/11/2021 02:00:00 PM	38.3	30	35	45	34.9	77.1%
07/11/2021 03:00:00 PM	35.0	25	29	40	33.8	55.2%
07/11/2021 04:00:00 PM	33.9	28	33	45	34.2	36.4%
07/11/2021 05:00:00 PM	32.8	34	40	45	33.9	27.5%
07/11/2021 06:00:00 PM	34.5	42	49	40	33.5	49.0%
07/11/2021 07:00:00 PM	32.5	23	27	45	33.9	25.9%
07/11/2021 08:00:00 PM	38.0	20	23	45	36.4	39.1%
07/11/2021 09:00:00 PM	41.7	12	14	45	37.5	64.3%
07/11/2021 10:00:00 PM	38.3	8	10	45	36.1	70.0%
07/11/2021 11:00:00 PM	35.0	5	6	40	33.8	66.7%
08/11/2021 12:00:00 AM	33.3	5	6	35	32.5	50.0%
08/11/2021 01:00:00 AM	40.0	3	3	40	35.8	100.0%
08/11/2021 02:00:00 AM	35.0	3	3	35	32.5	33.3%
08/11/2021 03:00:00 AM	40.0	1	1	40	37.5	100.0%
08/11/2021 04:00:00 AM	50.0	1	1	50	47.5	100.0%
08/11/2021 05:00:00 AM	40.0	1	1	40	37.5	100.0%
08/11/2021 06:00:00 AM	0.0	0	0	0	0.0	0.0%
08/11/2021 07:00:00 AM	40.0	4	5	50	39.2	60.0%
08/11/2021 08:00:00 AM	37.5	6	7	40	34.5	71.4%
08/11/2021 09:00:00 AM	36.2	16	19	40	34.5	52.6%
08/11/2021 10:00:00 AM	33.0	29	34	40	33.0	32.4%
08/11/2021 11:00:00 AM	33.8	22	26	40	33.5	38.5%
08/11/2021 12:00:00 PM	30.0	17	20	45	35.8	15.0%
08/11/2021 01:00:00 PM	33.0	25	29	40	33.9	24.1%
08/11/2021 02:00:00 PM	32.5	37	43	45	33.4	25.6%
08/11/2021 03:00:00 PM	30.0	29	34	35	32.5	14.7%
08/11/2021 04:00:00 PM	32.0	37	43	40	34.4	18.6%
08/11/2021 05:00:00 PM	31.1	55	65	45	34.2	18.5%
08/11/2021 06:00:00 PM	34.7	51	60	45	34.4	43.3%
08/11/2021 07:00:00 PM	33.8	47	55	40	33.2	41.8%
08/11/2021 08:00:00 PM	33.1	42	50	45	33.3	36.0%
08/11/2021 09:00:00 PM	38.3	17	20	45	35.4	60.0%
08/11/2021 10:00:00 PM	32.5	11	13	40	34.2	23.1%

08/11/2021 11:00:00 PM	35.0	8	10	40	34.2	60.0%
09/11/2021 12:00:00 AM	35.0	5	6	40	34.2	50.0%
09/11/2021 01:00:00 AM	40.0	6	7	45	37.5	57.1%
09/11/2021 02:00:00 AM	35.0	1	1	35	32.5	100.0%
09/11/2021 03:00:00 AM	30.0	1	1	30	0.0	0.0%
09/11/2021 04:00:00 AM	0.0	0	0	0	0.0	0.0%
09/11/2021 05:00:00 AM	40.0	1	1	40	37.5	100.0%
09/11/2021 06:00:00 AM	40.0	1	1	40	37.5	100.0%
09/11/2021 07:00:00 AM	38.3	4	5	40	35.5	100.0%
09/11/2021 08:00:00 AM	33.3	6	7	35	32.5	42.9%
09/11/2021 09:00:00 AM	34.2	14	17	40	33.8	47.1%
09/11/2021 10:00:00 AM	34.7	36	42	40	33.8	47.6%
09/11/2021 11:00:00 AM	34.5	24	28	45	34.0	46.4%
09/11/2021 12:00:00 PM	32.0	27	32	40	33.9	21.9%
09/11/2021 01:00:00 PM	33.3	24	28	40	33.0	35.7%
09/11/2021 02:00:00 PM	32.5	29	34	40	33.1	26.5%
09/11/2021 03:00:00 PM	32.7	30	35	35	32.5	31.4%
09/11/2021 04:00:00 PM	31.9	38	45	40	33.5	22.2%
09/11/2021 05:00:00 PM	33.6	48	56	40	33.2	37.5%
09/11/2021 06:00:00 PM	32.7	37	43	40	32.9	27.9%
09/11/2021 07:00:00 PM	35.0	44	52	45	34.9	40.4%
09/11/2021 08:00:00 PM	34.1	39	46	40	34.1	34.8%
09/11/2021 09:00:00 PM	37.5	18	21	45	34.8	61.9%
09/11/2021 10:00:00 PM	37.5	15	18	45	34.6	77.8%
09/11/2021 11:00:00 PM	35.0	8	10	45	37.5	30.0%
10/11/2021 12:00:00 AM	35.0	8	9	40	33.3	66.7%
10/11/2021 01:00:00 AM	40.0	3	3	40	35.0	66.7%
10/11/2021 02:00:00 AM	0.0	0	0	0	0.0	0.0%
10/11/2021 03:00:00 AM	0.0	0	0	0	0.0	0.0%
10/11/2021 04:00:00 AM	35.0	1	1	35	32.5	100.0%
10/11/2021 05:00:00 AM	40.0	2	2	40	37.5	50.0%
10/11/2021 06:00:00 AM	40.0	1	1	40	37.5	100.0%
10/11/2021 07:00:00 AM	45.0	6	7	50	37.5	85.7%
10/11/2021 08:00:00 AM	40.0	7	8	50	38.5	62.5%
10/11/2021 09:00:00 AM	34.1	23	27	40	33.3	48.1%
10/11/2021 10:00:00 AM	33.6	39	46	40	33.8	32.6%
10/11/2021 11:00:00 AM	33.6	20	24	40	33.6	37.5%
10/11/2021 12:00:00 PM	32.5	29	34	40	33.1	26.5%
10/11/2021 01:00:00 PM	28.3	23	27	40	37.5	3.7%
10/11/2021 02:00:00 PM	25.0	27	32	35	32.5	6.3%
10/11/2021 03:00:00 PM	32.1	33	39	40	33.6	23.1%
10/11/2021 04:00:00 PM	31.0	33	39	40	33.9	17.9%
10/11/2021 05:00:00 PM	33.9	46	54	45	34.1	35.2%
10/11/2021 06:00:00 PM	32.0	50	59	40	35.2	18.6%
10/11/2021 07:00:00 PM	34.1	39	46	40	33.5	45.7%
10/11/2021 08:00:00 PM	36.0	32	38	45	34.5	57.9%
10/11/2021 09:00:00 PM	33.6	22	26	40	33.6	34.6%
10/11/2021 10:00:00 PM	32.5	11	13	40	34.2	23.1%
10/11/2021 11:00:00 PM	36.7	11	13	40	35.0	46.2%
11/11/2021 12:00:00 AM	35.0	6	7	40	35.0	28.6%

11/11/2021 01:00:00 AM	35.0	4	5	40	35.0	40.0%
11/11/2021 02:00:00 AM	30.0	1	1	30	0.0	0.0%
11/11/2021 03:00:00 AM	45.0	1	1	45	42.5	100.0%
11/11/2021 04:00:00 AM	0.0	0	0	0	0.0	0.0%
11/11/2021 05:00:00 AM	40.0	1	1	40	37.5	100.0%
11/11/2021 06:00:00 AM	40.0	3	3	40	35.0	66.7%
11/11/2021 07:00:00 AM	38.3	7	8	40	35.5	62.5%
11/11/2021 08:00:00 AM	30.0	3	4	35	32.5	25.0%
11/11/2021 09:00:00 AM	33.8	21	25	40	32.9	56.0%
11/11/2021 10:00:00 AM	34.1	40	47	45	33.7	44.7%
11/11/2021 11:00:00 AM	33.0	28	33	40	33.0	33.3%
11/11/2021 12:00:00 PM	32.0	25	29	40	33.3	20.7%
11/11/2021 01:00:00 PM	31.2	26	31	40	34.2	19.4%
11/11/2021 02:00:00 PM	32.8	36	42	40	33.4	26.2%
11/11/2021 03:00:00 PM	31.7	26	31	40	33.2	22.6%
11/11/2021 04:00:00 PM	30.0	27	32	40	35.5	15.6%
11/11/2021 05:00:00 PM	33.5	49	58	40	33.2	39.7%
11/11/2021 06:00:00 PM	32.5	43	51	40	34.2	23.5%
11/11/2021 07:00:00 PM	34.8	48	57	40	33.9	49.1%
11/11/2021 08:00:00 PM	35.0	31	37	45	35.4	37.8%
11/11/2021 09:00:00 PM	34.0	19	22	50	35.4	31.8%
11/11/2021 10:00:00 PM	40.0	14	16	45	36.8	43.8%
11/11/2021 11:00:00 PM	33.3	11	13	40	33.8	30.8%
12/11/2021 12:00:00 AM	33.3	12	14	35	32.5	42.9%
12/11/2021 01:00:00 AM	35.0	3	3	35	32.5	33.3%
12/11/2021 02:00:00 AM	45.0	2	2	45	37.5	100.0%
12/11/2021 03:00:00 AM	0.0	0	0	0	0.0	0.0%
12/11/2021 04:00:00 AM	35.0	1	1	35	32.5	100.0%
12/11/2021 05:00:00 AM	0.0	0	0	0	0.0	0.0%
12/11/2021 06:00:00 AM	50.0	1	1	50	47.5	100.0%
12/11/2021 07:00:00 AM	40.0	5	6	55	39.5	83.3%
12/11/2021 08:00:00 AM	37.5	5	6	40	35.0	66.7%
12/11/2021 09:00:00 AM	33.6	21	25	45	34.2	36.0%
12/11/2021 10:00:00 AM	34.2	42	50	50	34.0	48.0%
12/11/2021 11:00:00 AM	35.0	16	19	40	34.6	36.8%
12/11/2021 12:00:00 PM	34.1	26	30	40	33.3	43.3%
12/11/2021 01:00:00 PM	34.1	30	35	40	33.6	40.0%
12/11/2021 02:00:00 PM	33.6	28	33	40	34.0	30.3%
12/11/2021 03:00:00 PM	33.8	32	38	40	33.5	39.5%
12/11/2021 04:00:00 PM	34.4	36	42	40	33.5	47.6%
12/11/2021 05:00:00 PM	33.0	59	69	40	33.0	31.9%
12/11/2021 06:00:00 PM	33.7	45	53	40	33.6	35.8%
12/11/2021 07:00:00 PM	34.2	54	64	45	34.2	42.2%
12/11/2021 08:00:00 PM	34.0	33	39	40	33.3	46.2%
12/11/2021 09:00:00 PM	33.3	20	23	40	33.2	30.4%
12/11/2021 10:00:00 PM	35.0	14	17	40	34.6	41.2%
12/11/2021 11:00:00 PM	33.3	15	18	40	33.2	38.9%
13/11/2021 12:00:00 AM	38.3	7	8	40	35.0	75.0%
13/11/2021 01:00:00 AM	32.5	4	5	35	32.5	40.0%
13/11/2021 02:00:00 AM	40.0	3	3	40	37.5	33.3%

13/11/2021 03:00:00 AM	0.0	0	0	0	0.0	0.0%
13/11/2021 04:00:00 AM	25.0	1	1	25	0.0	0.0%
13/11/2021 05:00:00 AM	0.0	0	0	0	0.0	0.0%
13/11/2021 06:00:00 AM	35.0	2	2	35	32.5	100.0%
13/11/2021 07:00:00 AM	40.0	2	2	40	35.0	100.0%
13/11/2021 08:00:00 AM	40.0	6	7	45	36.3	57.1%
13/11/2021 09:00:00 AM	33.3	7	8	35	32.5	37.5%
13/11/2021 10:00:00 AM	31.7	12	14	35	32.5	21.4%
13/11/2021 11:00:00 AM	30.0	20	24	40	33.8	16.7%
13/11/2021 12:00:00 PM	28.7	21	25	30	0.0	0.0%
13/11/2021 01:00:00 PM	32.5	33	39	40	34.2	23.1%
13/11/2021 02:00:00 PM	30.8	29	34	35	32.5	17.6%
13/11/2021 03:00:00 PM	32.1	31	37	45	34.2	24.3%
13/11/2021 04:00:00 PM	33.6	19	22	40	33.1	36.4%
13/11/2021 05:00:00 PM	30.0	28	33	35	32.5	15.2%
13/11/2021 06:00:00 PM	32.0	33	39	45	35.0	20.5%
13/11/2021 07:00:00 PM	32.8	26	31	40	33.0	32.3%
13/11/2021 08:00:00 PM	32.5	32	38	40	33.0	28.9%
13/11/2021 09:00:00 PM	33.5	26	31	45	33.8	38.7%
13/11/2021 10:00:00 PM	36.7	10	12	40	34.4	66.7%
13/11/2021 11:00:00 PM	34.0	14	17	40	33.9	41.2%
14/11/2021 12:00:00 AM	31.7	9	11	35	32.5	27.3%
14/11/2021 01:00:00 AM	37.5	6	7	40	35.8	42.9%
14/11/2021 02:00:00 AM	33.3	4	5	35	32.5	60.0%
14/11/2021 03:00:00 AM	45.0	3	3	45	37.5	100.0%
14/11/2021 04:00:00 AM	40.0	1	1	40	37.5	100.0%
14/11/2021 05:00:00 AM	0.0	0	0	0	0.0	0.0%
14/11/2021 06:00:00 AM	25.0	1	1	25	0.0	0.0%
14/11/2021 07:00:00 AM	40.0	3	3	40	35.0	66.7%
14/11/2021 08:00:00 AM	30.0	3	4	50	47.5	25.0%
14/11/2021 09:00:00 AM	38.3	7	8	40	36.3	50.0%
14/11/2021 10:00:00 AM	35.0	7	8	40	33.8	50.0%
14/11/2021 11:00:00 AM	34.0	10	12	40	33.3	50.0%
14/11/2021 12:00:00 PM	33.6	19	22	40	33.1	36.4%
14/11/2021 01:00:00 PM	35.0	25	29	40	34.3	37.9%
14/11/2021 02:00:00 PM	32.0	34	40	35	32.5	25.0%
14/11/2021 03:00:00 PM	32.8	29	34	40	33.0	29.4%
14/11/2021 04:00:00 PM	30.0	37	44	40	34.6	15.9%
14/11/2021 05:00:00 PM	34.5	26	31	45	34.2	48.4%
14/11/2021 06:00:00 PM	33.9	42	50	40	33.4	46.0%
14/11/2021 07:00:00 PM	34.3	21	25	45	34.5	40.0%
14/11/2021 08:00:00 PM	38.3	12	14	45	35.6	57.1%
14/11/2021 09:00:00 PM	38.8	11	13	45	35.2	84.6%
14/11/2021 10:00:00 PM	32.5	8	9	35	32.5	22.2%
14/11/2021 11:00:00 PM	40.0	6	7	45	36.3	57.1%
15/11/2021 12:00:00 AM	35.0	3	3	35	32.5	33.3%
15/11/2021 01:00:00 AM	45.0	2	2	45	37.5	100.0%
15/11/2021 02:00:00 AM	35.0	2	2	35	32.5	100.0%
15/11/2021 03:00:00 AM	40.0	2	2	40	37.5	100.0%
15/11/2021 04:00:00 AM	0.0	0	0	0	0.0	0.0%

15/11/2021 05:00:00 AM	40.0	1	1	40	37.5	100.0%
15/11/2021 06:00:00 AM	40.0	3	3	40	35.8	100.0%
15/11/2021 07:00:00 AM	42.5	4	5	45	39.2	60.0%
15/11/2021 08:00:00 AM	35.0	3	4	40	35.0	50.0%
15/11/2021 09:00:00 AM	35.0	19	22	45	34.7	40.9%
15/11/2021 10:00:00 AM	35.0	31	37	40	33.9	56.8%
15/11/2021 11:00:00 AM	31.7	28	33	40	33.2	21.2%
15/11/2021 12:00:00 PM	33.3	14	17	40	34.5	29.4%
15/11/2021 01:00:00 PM	32.0	21	25	40	33.3	24.0%
15/11/2021 02:00:00 PM	30.8	44	52	40	34.2	17.3%
15/11/2021 03:00:00 PM	33.0	26	30	40	33.9	23.3%
15/11/2021 04:00:00 PM	33.5	32	38	45	33.5	39.5%
15/11/2021 05:00:00 PM	33.2	44	52	40	33.0	36.5%
15/11/2021 06:00:00 PM	33.2	51	60	40	33.6	30.0%
15/11/2021 07:00:00 PM	34.1	37	44	40	33.5	47.7%
15/11/2021 08:00:00 PM	34.3	37	43	50	34.7	41.9%
15/11/2021 09:00:00 PM	33.6	14	17	40	33.1	47.1%
15/11/2021 10:00:00 PM	33.0	11	13	35	32.5	38.5%
15/11/2021 11:00:00 PM	38.3	11	13	45	36.1	53.8%
16/11/2021 12:00:00 AM	37.5	7	8	40	35.0	50.0%
16/11/2021 01:00:00 AM	30.0	2	2	30	0.0	0.0%
16/11/2021 02:00:00 AM	0.0	0	0	0	0.0	0.0%
16/11/2021 03:00:00 AM	35.0	1	1	35	32.5	100.0%
16/11/2021 04:00:00 AM	0.0	0	0	0	0.0	0.0%
16/11/2021 05:00:00 AM	0.0	0	0	0	0.0	0.0%
16/11/2021 06:00:00 AM	50.0	3	3	50	37.5	100.0%
16/11/2021 07:00:00 AM	42.5	4	5	45	37.5	80.0%
16/11/2021 08:00:00 AM	35.0	7	8	45	34.5	62.5%
16/11/2021 09:00:00 AM	35.0	21	25	45	34.4	52.0%
16/11/2021 10:00:00 AM	34.0	31	36	40	33.1	47.2%
16/11/2021 11:00:00 AM	32.5	29	34	40	33.1	26.5%
16/11/2021 12:00:00 PM	26.0	20	24	30	0.0	0.0%
16/11/2021 01:00:00 PM	30.0	25	29	35	32.5	13.8%
16/11/2021 02:00:00 PM	32.1	31	36	40	33.1	22.2%
16/11/2021 03:00:00 PM	30.8	28	33	35	32.5	18.2%
16/11/2021 04:00:00 PM	32.5	31	37	40	33.5	27.0%
16/11/2021 05:00:00 PM	33.6	43	51	40	34.1	31.4%
16/11/2021 06:00:00 PM	32.0	42	49	40	33.0	22.4%
16/11/2021 07:00:00 PM	33.8	48	56	40	33.5	37.5%
16/11/2021 08:00:00 PM	33.9	45	53	45	33.3	47.2%
16/11/2021 09:00:00 PM	33.3	16	19	35	32.5	47.4%
16/11/2021 10:00:00 PM	**No Data**					
16/11/2021 11:00:00 PM	**No Data**					
01/12/2021 02:00:00 PM	0.0	0	0	0	0.0	0.0%
01/12/2021 03:00:00 PM	0.0	0	0	0	0.0	0.0%

Day/Time Ending	85th pctl (MPH)	85th pctl cnts	Total Cnts	Max Speed	Avg Speeder	% Speeders
05/09/2021 12:00:00 AM	32.3	153	180	45	32.8	27.2%
06/09/2021 12:00:00 AM	31.5	382	450	40	32.8	21.1%
07/09/2021 12:00:00 AM	30.0	574	675	45	33.3	14.7%
08/09/2021 12:00:00 AM	30.5	569	669	40	33.0	16.4%
09/09/2021 12:00:00 AM	31.6	573	674	45	33.3	20.5%
10/09/2021 12:00:00 AM	31.3	561	660	45	33.0	19.7%
11/09/2021 12:00:00 AM	32.0	597	702	45	33.2	22.8%
12/09/2021 12:00:00 AM	31.8	430	506	50	33.3	21.9%
13/09/2021 12:00:00 AM	31.5	375	441	45	33.3	20.2%
14/09/2021 12:00:00 AM	31.1	505	594	40	33.1	18.5%
15/09/2021 12:00:00 AM	31.8	486	572	45	33.2	22.2%
16/09/2021 12:00:00 AM	30.8	539	634	40	32.9	17.5%
17/09/2021 12:00:00 AM	31.3	585	688	45	33.0	19.8%
18/09/2021 12:00:00 AM	31.3	581	683	45	32.9	19.5%
19/09/2021 12:00:00 AM	31.9	484	569	45	33.4	22.1%
20/09/2021 12:00:00 AM	32.1	376	442	45	33.4	23.1%
21/09/2021 12:00:00 AM	32.2	468	550	45	33.3	24.0%
22/09/2021 12:00:00 AM	31.2	505	594	40	33.0	19.0%
23/09/2021 12:00:00 AM	32.2	561	660	45	33.1	24.4%
24/09/2021 12:00:00 AM	31.8	551	648	45	33.2	21.8%
25/09/2021 12:00:00 AM	32.0	652	767	50	33.3	23.1%
26/09/2021 12:00:00 AM	31.6	547	644	45	32.9	21.3%
27/09/2021 12:00:00 AM	31.5	331	389	45	33.3	20.1%
28/09/2021 12:00:00 AM	32.2	199	234	45	33.1	24.4%
29/09/2021 12:00:00 AM	**No Data**					
30/09/2021 12:00:00 AM	**No Data**					
01/10/2021 12:00:00 AM						
					
02/10/2021 12:00:00 AM						
03/10/2021 12:00:00 AM						
04/10/2021 12:00:00 AM						
05/10/2021 12:00:00 AM						
06/10/2021 12:00:00 AM						
07/10/2021 12:00:00 AM	35.4	148	174	50	34.5	47.1%
08/10/2021 12:00:00 AM	33.5	485	571	50	33.8	34.3%
09/10/2021 12:00:00 AM	34.1	519	611	50	34.0	38.6%
10/10/2021 12:00:00 AM	34.0	489	575	50	34.0	36.9%
11/10/2021 12:00:00 AM	35.1	309	363	45	34.4	46.8%
12/10/2021 12:00:00 AM	33.4	468	550	50	33.7	32.0%
13/10/2021 12:00:00 AM	33.6	485	571	50	33.6	35.7%
14/10/2021 12:00:00 AM	33.8	502	591	50	33.9	37.9%
15/10/2021 12:00:00 AM	33.7	519	611	50	34.0	33.7%
16/10/2021 12:00:00 AM	33.5	486	572	45	33.7	33.9%
17/10/2021 12:00:00 AM	33.4	440	518	45	33.9	30.9%
18/10/2021 12:00:00 AM	34.4	314	370	45	34.0	41.9%
19/10/2021 12:00:00 AM	33.4	476	560	45	33.9	31.4%
20/10/2021 12:00:00 AM	33.7	471	554	45	33.5	37.9%
21/10/2021 12:00:00 AM	34.1	468	550	45	33.9	39.6%
22/10/2021 12:00:00 AM	33.9	473	557	45	34.0	35.9%

23/10/2021 12:00:00 AM	34.1	458	539	50	33.8	42.1%
24/10/2021 12:00:00 AM	33.6	474	558	50	33.6	35.7%
25/10/2021 12:00:00 AM	33.8	297	349	50	33.8	38.7%
26/10/2021 12:00:00 AM	33.9	426	501	45	34.2	33.5%
27/10/2021 12:00:00 AM	33.8	418	492	50	34.0	34.1%
28/10/2021 12:00:00 AM	33.4	446	525	55	34.1	31.0%
29/10/2021 12:00:00 AM	29.5	389	458	45	33.3	12.0%
30/10/2021 12:00:00 AM	29.1	405	476	50	33.3	9.0%
31/10/2021 12:00:00 AM	33.8	374	440	50	33.9	37.0%
01/11/2021 12:00:00 AM	34.1	341	401	50	33.8	41.6%
02/11/2021 12:00:00 AM	33.5	490	576	50	34.1	31.4%
03/11/2021 12:00:00 AM	34.0	524	616	50	34.0	38.8%
04/11/2021 12:00:00 AM	34.0	482	567	45	34.0	37.4%
05/11/2021 12:00:00 AM	33.8	484	569	50	33.8	37.3%
06/11/2021 12:00:00 AM	34.5	538	633	50	34.2	42.5%
07/11/2021 12:00:00 AM	33.5	422	497	45	34.1	31.2%
08/11/2021 12:00:00 AM	35.0	325	382	50	34.5	46.9%
09/11/2021 12:00:00 AM	33.7	466	548	50	34.1	33.4%
10/11/2021 12:00:00 AM	34.1	458	539	45	34.0	38.8%
11/11/2021 12:00:00 AM	33.8	464	546	50	34.3	31.9%
12/11/2021 12:00:00 AM	33.8	477	561	50	34.0	34.6%
13/11/2021 12:00:00 AM	34.2	495	582	55	33.9	41.1%
14/11/2021 12:00:00 AM	32.8	370	435	45	33.7	26.9%
15/11/2021 12:00:00 AM	34.4	317	373	50	34.2	39.4%
16/11/2021 12:00:00 AM	34.0	445	523	50	34.0	37.1%
17/11/2021 12:00:00 AM	33.2	426	501	50	33.5	32.3%
18/11/2021 12:00:00 AM	**No Data**					
19/11/2021 12:00:00 AM	**No Data**					
20/11/2021 12:00:00 AM						
21/11/2021 12:00:00 AM						
22/11/2021 12:00:00 AM						
23/11/2021 12:00:00 AM						
24/11/2021 12:00:00 AM						
25/11/2021 12:00:00 AM						
26/11/2021 12:00:00 AM						
27/11/2021 12:00:00 AM						
28/11/2021 12:00:00 AM						
29/11/2021 12:00:00 AM						
30/11/2021 12:00:00 AM						
01/12/2021 12:00:00 AM						
01/12/2021 02:59:59 PM	0.0	0	0	0	0.0	0.0%

Incoming Weekly Counts
Hall Lane facing into the Village

from Sat-Sep-04-2021-05-00-PM to Wed-Dec-01-2021-02-59-PM

	30/08/2021	to	05/09/2021							
	Monday	Tuesday	Wednesday	Thursday	Friday	Saturday	Sunday	Week	Weekend	Week Day 85%
Hour	30/08/2021	31/08/2021	01/09/2021	02/09/2021	03/09/2021	04/09/2021	05/09/2021	Day Avg	Avg	Avg Speed
0 - 1	*	*	*	*	*	*	10	0	10	0
1 - 2	*	*	*	*	*	*	1	0	1	0
2 - 3	*	*	*	*	*	*	1	0	1	0
3 - 4	*	*	*	*	*	*	1	0	1	0
4 - 5	*	*	*	*	*	*	0	0	0	0
5 - 6	*	*	*	*	*	*	1	0	1	0
6 - 7	*	*	*	*	*	*	7	0	7	0
7 - 8	*	*	*	*	*	*	6	0	6	0
8 - 9	*	*	*	*	*	*	20	0	20	0
9 - 10	*	*	*	*	*	*	36	0	36	0
10 - 11	*	*	*	*	*	*	48	0	48	0
11 - 12	*	*	*	*	*	*	30	0	30	0
12 - 13	*	*	*	*	*	*	45	0	45	0
13 - 14	*	*	*	*	*	*	31	0	31	0
14 - 15	*	*	*	*	*	*	30	0	30	0
15 - 16	*	*	*	*	*	*	36	0	36	0
16 - 17	*	*	*	*	*	1	36	0	18.5	0
17 - 18	*	*	*	*	*	39	26	0	32.5	0
18 - 19	*	*	*	*	*	45	37	0	41	0
19 - 20	*	*	*	*	*	33	15	0	24	0
20 - 21	*	*	*	*	*	30	23	0	26.5	0
21 - 22	*	*	*	*	*	10	5	0	7.5	0
22 - 23	*	*	*	*	*	16	5	0	10.5	0
23 - 24	*	*	*	*	*	6	0	0	3	0
Totals	0	0	0	0	0	180	450			
% of Total	0%	0%	0%	0%	0%	28.57%	71.43%			

Incoming Weekly Counts
Hall Lane facing into the Village

from Sat-Sep-04-2021-05-00-PM to Wed-Dec-01-2021-02-59-PM

	06/09/2021	to	12/09/2021							
	Monday	Tuesday	Wednesday	Thursday	Friday	Saturday	Sunday	Week	Weekend	Week Day 85%
Hour	06/09/2021	07/09/2021	08/09/2021	09/09/2021	10/09/2021	11/09/2021	12/09/2021	Day Avg	Avg	Avg Speed
0 - 1	1	0	1	0	2	3	2	0.8	2.5	30
1 - 2	0	0	2	1	0	1	0	0.6	0.5	35
2 - 3	0	0	2	1	2	0	0	1	0	30
3 - 4	1	0	0	0	1	2	0	0.4	1	35
4 - 5	2	2	2	2	1	1	0	1.8	0.5	32
5 - 6	5	6	5	5	6	5	2	5.4	3.5	30.96
6 - 7	19	29	23	30	25	3	8	25.2	5.5	34.74
7 - 8	45	50	61	57	55	19	13	53.6	16	32.08
8 - 9	40	53	58	58	65	36	24	54.8	30	31.38
9 - 10	47	55	48	56	40	35	25	49.2	30	30.1
10 - 11	54	57	42	49	56	42	45	51.6	43.5	29.32
11 - 12	43	36	44	31	48	62	46	40.4	54	30.3
12 - 13	48	49	41	42	40	39	30	44	34.5	30.3
13 - 14	53	45	35	29	50	45	38	42.4	41.5	30.54
14 - 15	68	47	45	43	41	20	28	48.8	24	30.36
15 - 16	64	56	42	41	57	28	39	52	33.5	30.66
16 - 17	41	46	45	57	46	32	20	47	26	31.1
17 - 18	44	52	61	58	59	33	36	54.8	34.5	31.9
18 - 19	43	34	56	46	38	40	26	43.4	33	31.68
19 - 20	26	21	20	23	33	25	24	24.6	24.5	31.04
20 - 21	16	15	19	15	18	12	18	16.6	15	32.24
21 - 22	10	13	8	9	7	13	12	9.4	12.5	31.3
22 - 23	5	3	13	4	5	6	4	6	5	31
23 - 24	0	0	1	3	7	4	1	2.2	2.5	30
Totals	675	669	674	660	702	506	441			
% of Total	15.6%	15.46%	15.58%	15.25%	16.22%	11.69%	10.19%			

Incoming Weekly Counts
Hall Lane facing into the Village

from Sat-Sep-04-2021-05-00-PM to Wed-Dec-01-2021-02-59-PM

	13/09/2021	to	19/09/2021							
	Monday	Tuesday	Wednesday	Thursday	Friday	Saturday	Sunday	Week	Weekend	Week Day 85%
Hour	13/09/2021	14/09/2021	15/09/2021	16/09/2021	17/09/2021	18/09/2021	19/09/2021	Day Avg	Avg	Avg Speed
0 - 1	0	1	0	0	1	1	2	0.4	1.5	30
1 - 2	0	2	0	0	0	4	1	0.4	2.5	30
2 - 3	1	0	4	2	2	0	1	1.8	0.5	34.38
3 - 4	0	3	1	0	0	0	0	0.8	0	35
4 - 5	0	1	2	5	2	4	2	2	3	32.08
5 - 6	5	6	6	4	4	2	2	5	2	30.26
6 - 7	17	20	19	20	18	8	5	18.8	6.5	33.92
7 - 8	50	53	47	48	49	15	11	49.4	13	32.76
8 - 9	60	44	42	59	66	36	22	54.2	29	31.1
9 - 10	36	41	66	47	47	51	43	47.4	47	30.34
10 - 11	37	46	47	48	53	55	49	46.2	52	29.56
11 - 12	41	33	45	31	45	57	44	39	50.5	29.94
12 - 13	30	30	37	45	38	38	39	36	38.5	30.86
13 - 14	41	40	41	51	43	45	33	43.2	39	29.6
14 - 15	37	40	48	53	53	31	39	46.2	35	30.1
15 - 16	59	37	49	64	62	37	42	54.2	39.5	31.04
16 - 17	55	41	44	51	39	37	18	46	27.5	30.6
17 - 18	44	47	54	55	51	39	23	50.2	31	31.9
18 - 19	34	32	29	44	41	32	26	36	29	32.22
19 - 20	21	27	19	26	27	29	13	24	21	31.04
20 - 21	12	9	17	16	18	25	15	14.4	20	30.64
21 - 22	7	11	8	13	13	6	7	10.4	6.5	32.84
22 - 23	6	6	7	3	9	11	2	6.2	6.5	35
23 - 24	1	2	2	3	2	6	3	2	4.5	33
Totals	594	572	634	688	683	569	442			
% of Total	14.2%	13.68%	15.16%	16.45%	16.33%	13.61%	10.57%			

Incoming Weekly Counts
Hall Lane facing into the Village

from Sat-Sep-04-2021-05-00-PM to Wed-Dec-01-2021-02-59-PM

	20/09/2021	to	26/09/2021							
	Monday	Tuesday	Wednesday	Thursday	Friday	Saturday	Sunday	Week	Weekend	Week Day 85%
Hour	20/09/2021	21/09/2021	22/09/2021	23/09/2021	24/09/2021	25/09/2021	26/09/2021	Day Avg	Avg	Avg Speed
0 - 1	1	0	2	0	3	1	2	1.2	1.5	35
1 - 2	0	1	1	1	0	3	0	0.6	1.5	41.67
2 - 3	1	3	0	0	2	0	1	1.2	0.5	36.67
3 - 4	1	0	2	1	1	3	2	1	2.5	31.25
4 - 5	2	0	0	1	2	4	0	1	2	30
5 - 6	6	5	7	5	7	7	3	6	5	33
6 - 7	19	22	21	20	25	18	2	21.4	10	34.38
7 - 8	46	49	60	44	39	16	6	47.6	11	32.68
8 - 9	58	51	46	55	51	26	23	52.2	24.5	31.38
9 - 10	44	46	48	48	53	49	40	47.8	44.5	31.32
10 - 11	28	40	48	35	57	71	35	41.6	53	30.42
11 - 12	21	38	40	40	48	64	28	37.4	46	30.6
12 - 13	33	30	43	33	42	54	35	36.2	44.5	31.96
13 - 14	45	39	46	42	51	49	40	44.6	44.5	30.2
14 - 15	36	39	34	38	56	51	21	40.6	36	30.72
15 - 16	51	56	53	55	57	43	37	54.4	40	31.18
16 - 17	34	31	35	48	44	40	23	38.4	31.5	31.8
17 - 18	51	54	57	59	109	36	32	66	34	31.9
18 - 19	27	40	47	46	49	37	24	41.8	30.5	31.44
19 - 20	21	26	28	35	32	30	18	28.4	24	31.42
20 - 21	12	13	21	20	14	17	10	16	13.5	33
21 - 22	4	4	12	9	9	8	4	7.6	6	31.92
22 - 23	5	6	8	12	13	9	2	8.8	5.5	35.8
23 - 24	4	1	1	1	3	8	1	2	4.5	32
Totals	550	594	660	648	767	644	389			
% of Total	12.94%	13.97%	15.52%	15.24%	18.04%	15.15%	9.15%			

Incoming Weekly Counts
Hall Lane facing into the Village

from Sat-Sep-04-2021-05-00-PM to Wed-Dec-01-2021-02-59-PM

	27/09/2021	to	03/10/2021							
	Monday	Tuesday	Wednesday	Thursday	Friday	Saturday	Sunday	Week	Weekend	Week Day 85%
Hour	27/09/2021	28/09/2021	29/09/2021	30/09/2021	01/10/2021	02/10/2021	03/10/2021	Day Avg	Avg	Avg Speed
0 - 1	3	0	0	0	0	0	0	0.6	0	45
1 - 2	0	0	0	0	0	0	0	0	0	0
2 - 3	0	0	0	0	0	0	0	0	0	0
3 - 4	1	0	0	0	0	0	0	0.2	0	30
4 - 5	3	0	0	0	0	0	0	0.6	0	35
5 - 6	4	0	0	0	0	0	0	0.8	0	30
6 - 7	28	0	0	0	0	0	0	5.6	0	34.4
7 - 8	44	0	0	0	0	0	0	8.8	0	31.7
8 - 9	56	0	0	0	0	0	0	11.2	0	31.8
9 - 10	40	0	0	0	0	0	0	8	0	29.6
10 - 11	33	0	0	0	0	0	0	6.6	0	32.2
11 - 12	22	0	0	0	0	0	0	4.4	0	32.5
12 - 13	0	0	0	0	0	0	0	0	0	0
13 - 14	0	0	0	0	0	0	0	0	0	0
14 - 15	0	0	0	0	0	0	0	0	0	0
15 - 16	0	0	0	0	0	0	0	0	0	0
16 - 17	0	0	0	0	0	0	0	0	0	0
17 - 18	0	0	0	0	0	0	0	0	0	0
18 - 19	0	0	0	0	0	0	0	0	0	0
19 - 20	0	0	0	0	0	0	0	0	0	0
20 - 21	0	0	0	0	0	0	0	0	0	0
21 - 22	0	0	0	0	0	0	0	0	0	0
22 - 23	0	0	0	0	0	0	0	0	0	0
23 - 24	0	0	0	0	0	0	0	0	0	0
Totals	234	0	0	0	0	0	0			
% of Total	100%	0%	0%	0%	0%	0%	0%			

Incoming Weekly Counts
Hall Lane facing into the Village

from Sat-Sep-04-2021-05-00-PM to Wed-Dec-01-2021-02-59-PM

	04/10/2021	to	10/10/2021							
	Monday	Tuesday	Wednesday	Thursday	Friday	Saturday	Sunday	Week	Weekend	Week Day 85%
Hour	04/10/2021	05/10/2021	06/10/2021	07/10/2021	08/10/2021	09/10/2021	10/10/2021	Day Avg	Avg	Avg Speed
0 - 1	0	0	0	1	2	3	4	0.6	3.5	32.5
1 - 2	0	0	0	0	1	0	1	0.2	0.5	45
2 - 3	0	0	0	0	0	0	3	0	1.5	0
3 - 4	0	0	0	0	1	0	1	0.2	0.5	35
4 - 5	0	0	0	2	1	2	1	0.6	1.5	45
5 - 6	0	0	0	3	5	3	2	1.6	2.5	40
6 - 7	0	0	0	5	8	7	4	2.6	5.5	38.75
7 - 8	0	0	0	24	31	6	7	11	6.5	36
8 - 9	0	0	0	30	33	24	10	12.6	17	33.85
9 - 10	0	0	0	41	33	33	16	14.8	24.5	33.75
10 - 11	0	0	0	25	35	37	24	12	30.5	33.45
11 - 12	0	0	0	37	41	45	34	15.6	39.5	32.75
12 - 13	0	0	0	39	32	38	28	14.2	33	32.75
13 - 14	0	0	0	39	48	39	34	17.4	36.5	32.5
14 - 15	0	0	0	45	43	53	32	17.6	42.5	33.2
15 - 16	0	0	0	55	60	49	38	23	43.5	33.15
16 - 17	0	0	0	63	62	42	38	25	40	33.45
17 - 18	0	0	58	55	61	43	26	34.8	34.5	33.6
18 - 19	0	0	41	39	48	40	26	25.6	33	34.23
19 - 20	0	0	37	25	28	45	14	18	29.5	35.57
20 - 21	0	0	13	18	14	20	10	9	15	35.27
21 - 22	0	0	15	13	11	13	5	7.8	9	33
22 - 23	0	0	6	10	7	22	3	4.6	12.5	35
23 - 24	0	0	4	2	6	11	2	2.4	6.5	37.5
Totals	0	0	174	571	611	575	363			
% of Total	0%	0%	7.59%	24.89%	26.63%	25.07%	15.82%			

Incoming Weekly Counts
Hall Lane facing into the Village

from Sat-Sep-04-2021-05-00-PM to Wed-Dec-01-2021-02-59-PM

	11/10/2021	to	17/10/2021							
	Monday	Tuesday	Wednesday	Thursday	Friday	Saturday	Sunday	Week	Weekend	Week Day 85%
Hour	11/10/2021	12/10/2021	13/10/2021	14/10/2021	15/10/2021	16/10/2021	17/10/2021	Day Avg	Avg	Avg Speed
0 - 1	1	2	0	0	1	3	1	0.8	2	33.33
1 - 2	0	0	1	1	0	0	2	0.4	1	35
2 - 3	0	0	0	0	1	1	0	0.2	0.5	40
3 - 4	0	0	0	2	0	0	1	0.4	0.5	40
4 - 5	0	2	2	2	2	2	1	1.6	1.5	45
5 - 6	7	5	4	4	2	3	3	4.4	3	33.5
6 - 7	4	5	4	6	5	4	1	4.8	2.5	35.92
7 - 8	22	27	23	22	19	8	2	22.6	5	34.74
8 - 9	47	50	45	41	36	13	17	43.8	15	33.52
9 - 10	29	27	40	41	30	28	20	33.4	24	33.1
10 - 11	33	38	29	42	31	27	26	34.6	26.5	32.52
11 - 12	25	23	35	36	37	35	31	31.2	33	32.3
12 - 13	37	47	33	37	38	38	39	38.4	38.5	30.96
13 - 14	34	28	48	47	33	38	38	38	38	32.48
14 - 15	42	41	61	46	42	51	34	46.4	42.5	33.14
15 - 16	47	57	50	58	56	47	29	53.6	38	32.52
16 - 17	57	56	45	58	57	29	38	54.6	33.5	33.74
17 - 18	49	53	51	48	57	37	25	51.6	31	33.68
18 - 19	53	57	51	44	57	55	19	52.4	37	34.22
19 - 20	31	24	29	30	24	34	16	27.6	25	33.98
20 - 21	13	14	14	17	12	20	11	14	15.5	34
21 - 22	11	11	13	16	13	10	8	12.8	9	37.82
22 - 23	3	2	8	10	16	16	5	7.8	10.5	35.16
23 - 24	5	2	5	3	3	19	3	3.6	11	35.76
Totals	550	571	591	611	572	518	370			
% of Total	14.54%	15.09%	15.62%	16.15%	15.12%	13.69%	9.78%			

Incoming Weekly Counts
Hall Lane facing into the Village

from Sat-Sep-04-2021-05-00-PM to Wed-Dec-01-2021-02-59-PM

	18/10/2021	to	24/10/2021							
	Monday	Tuesday	Wednesday	Thursday	Friday	Saturday	Sunday	Week	Weekend	Week Day 85%
Hour	18/10/2021	19/10/2021	20/10/2021	21/10/2021	22/10/2021	23/10/2021	24/10/2021	Day Avg	Avg	Avg Speed
0 - 1	0	1	1	1	1	6	9	0.8	7.5	32.5
1 - 2	0	1	0	0	1	1	0	0.4	0.5	27.5
2 - 3	0	0	0	1	1	2	0	0.4	1	32.5
3 - 4	0	1	0	1	0	0	0	0.4	0	35
4 - 5	0	2	1	2	1	3	0	1.2	1.5	40
5 - 6	7	4	6	4	2	2	0	4.6	1	37.16
6 - 7	4	7	4	4	3	6	5	4.4	5.5	35.66
7 - 8	32	25	15	12	19	12	2	20.6	7	35.04
8 - 9	49	41	35	38	30	28	16	38.6	22	33.6
9 - 10	27	29	39	35	39	34	18	33.8	26	32.98
10 - 11	34	42	22	29	28	42	21	31	31.5	32.3
11 - 12	41	33	37	28	28	41	31	33.4	36	32
12 - 13	41	38	40	27	36	60	40	36.4	50	32.24
13 - 14	37	27	31	45	35	49	21	35	35	32.8
14 - 15	40	43	33	48	47	41	35	42.2	38	33.62
15 - 16	53	44	51	59	51	28	32	51.6	30	33.7
16 - 17	45	50	46	51	54	44	39	49.2	41.5	34.22
17 - 18	53	67	66	63	41	48	22	58	35	34.28
18 - 19	41	47	51	47	46	30	19	46.4	24.5	33.42
19 - 20	17	21	31	30	25	24	14	24.8	19	35.04
20 - 21	15	12	14	11	14	21	8	13.2	14.5	34.78
21 - 22	16	11	15	12	17	12	12	14.2	12	36.08
22 - 23	8	4	10	5	11	9	3	7.6	6	33.5
23 - 24	0	4	2	4	9	15	2	3.8	8.5	33.33
Totals	560	554	550	557	539	558	349			
% of Total	15.27%	15.11%	15%	15.19%	14.7%	15.22%	9.52%			

Incoming Weekly Counts
Hall Lane facing into the Village

from Sat-Sep-04-2021-05-00-PM to Wed-Dec-01-2021-02-59-PM

	25/10/2021	to	31/10/2021							
	Monday	Tuesday	Wednesday	Thursday	Friday	Saturday	Sunday	Week	Weekend	Week Day 85%
Hour	25/10/2021	26/10/2021	27/10/2021	28/10/2021	29/10/2021	30/10/2021	31/10/2021	Day Avg	Avg	Avg Speed
0 - 1	3	1	2	0	3	2	5	1.8	3.5	32.5
1 - 2	3	2	1	0	1	3	5	1.4	4	36.25
2 - 3	0	0	0	3	1	0	1	0.8	0.5	35
3 - 4	0	0	0	1	1	0	0	0.4	0	32.5
4 - 5	1	2	2	2	2	3	1	1.8	2	38
5 - 6	3	6	6	7	5	1	0	5.4	0.5	37.5
6 - 7	3	3	5	8	6	2	2	5	2	35
7 - 8	21	16	21	13	11	4	4	16.4	4	33.42
8 - 9	17	23	28	14	19	11	6	20.2	8.5	33.26
9 - 10	26	28	35	32	29	13	7	30	10	30.38
10 - 11	28	35	31	19	22	29	24	27	26.5	30.68
11 - 12	44	28	34	34	30	23	27	34	25	29.58
12 - 13	47	41	38	43	28	37	38	39.4	37.5	30.8
13 - 14	35	42	45	32	40	39	38	38.8	38.5	29.58
14 - 15	34	25	42	40	23	35	28	32.8	31.5	30.38
15 - 16	37	42	34	37	37	42	26	37.4	34	31.22
16 - 17	43	43	44	34	47	37	35	42.2	36	32.02
17 - 18	54	58	54	45	41	39	45	50.4	42	32.46
18 - 19	49	41	54	31	39	41	33	42.8	37	31.28
19 - 20	16	22	21	30	38	24	23	25.4	23.5	33.72
20 - 21	16	11	12	19	16	21	19	14.8	20	33.84
21 - 22	10	13	6	5	18	12	17	10.4	14.5	33.62
22 - 23	8	7	7	7	13	9	11	8.4	10	35.5
23 - 24	3	3	3	2	6	13	6	3.4	9.5	35.66
Totals	501	492	525	458	476	440	401			
% of Total	15.21%	14.94%	15.94%	13.91%	14.45%	13.36%	12.18%			

Incoming Weekly Counts
Hall Lane facing into the Village

from Sat-Sep-04-2021-05-00-PM to Wed-Dec-01-2021-02-59-PM

	01/11/2021	to	07/11/2021							
	Monday	Tuesday	Wednesday	Thursday	Friday	Saturday	Sunday	Week	Weekend	Week Day 85%
Hour	01/11/2021	02/11/2021	03/11/2021	04/11/2021	05/11/2021	06/11/2021	07/11/2021	Day Avg	Avg	Avg Speed
0 - 1	2	6	2	3	2	7	6	3	6.5	41
1 - 2	3	1	0	0	2	3	6	1.2	4.5	35
2 - 3	1	1	2	0	0	0	3	0.8	1.5	36.67
3 - 4	0	1	1	0	2	0	0	0.8	0	38.33
4 - 5	1	0	1	3	1	0	0	1.2	0	30
5 - 6	1	1	2	1	2	2	1	1.4	1.5	41
6 - 7	8	6	6	8	7	5	2	7	3.5	39.16
7 - 8	4	7	9	4	3	3	4	5.4	3.5	35.5
8 - 9	24	27	22	28	24	6	2	25	4	35.84
9 - 10	39	45	46	39	41	26	11	42	18.5	34.04
10 - 11	33	35	39	27	29	33	19	32.6	26	32.46
11 - 12	41	34	33	34	39	35	27	36.2	31	31.22
12 - 13	41	47	30	36	42	39	29	39.2	34	33.18
13 - 14	42	40	37	37	38	38	35	38.8	36.5	32.8
14 - 15	38	35	35	41	55	31	29	40.8	30	33.06
15 - 16	47	48	43	48	51	53	33	47.4	43	32.08
16 - 17	51	59	58	58	66	44	40	58.4	42	33.84
17 - 18	49	62	54	56	61	45	49	56.4	47	33.46
18 - 19	41	63	41	53	71	46	27	53.8	36.5	34.3
19 - 20	48	45	39	39	42	29	23	42.6	26	34.62
20 - 21	19	16	28	26	18	16	14	21.4	15	36.2
21 - 22	21	14	20	12	20	10	10	17.4	10	35.34
22 - 23	13	16	10	10	11	15	6	12	10.5	36.46
23 - 24	9	7	9	6	6	11	6	7.4	8.5	36.5
Totals	576	616	567	569	633	497	382			
% of Total	15%	16.04%	14.77%	14.82%	16.48%	12.94%	9.95%			

Incoming Weekly Counts
Hall Lane facing into the Village

from Sat-Sep-04-2021-05-00-PM to Wed-Dec-01-2021-02-59-PM

	08/11/2021	to	14/11/2021							
	Monday	Tuesday	Wednesday	Thursday	Friday	Saturday	Sunday	Week	Weekend	Week Day 85%
Hour	08/11/2021	09/11/2021	10/11/2021	11/11/2021	12/11/2021	13/11/2021	14/11/2021	Day Avg	Avg	Avg Speed
0 - 1	3	7	3	5	3	5	7	4.2	6	38
1 - 2	3	1	0	1	2	3	5	1.4	4	36.25
2 - 3	1	1	0	1	0	0	3	0.6	1.5	38.33
3 - 4	1	0	1	0	1	1	1	0.6	1	40
4 - 5	1	1	2	1	0	0	0	1	0	40
5 - 6	0	1	1	3	1	2	1	1.2	1.5	42.5
6 - 7	5	5	7	8	6	2	3	6.2	2.5	40.32
7 - 8	7	7	8	4	6	7	4	6.4	5.5	35.66
8 - 9	19	17	27	25	25	8	8	22.6	8	34.38
9 - 10	34	42	46	47	50	14	8	43.8	11	33.92
10 - 11	26	28	24	33	19	24	12	26	18	33.98
11 - 12	20	32	34	29	30	25	22	29	23.5	32.12
12 - 13	29	28	27	31	35	39	29	30	34	31.98
13 - 14	43	34	32	42	33	34	40	36.8	37	31.28
14 - 15	34	35	39	31	38	37	34	35.4	35.5	32.06
15 - 16	43	45	39	32	42	22	44	40.2	33	31.86
16 - 17	65	56	54	58	69	33	31	60.4	32	33.02
17 - 18	60	43	59	51	53	39	50	53.2	44.5	33.12
18 - 19	55	52	46	57	64	31	25	54.8	28	34.38
19 - 20	50	46	38	37	39	38	14	42	26	34.44
20 - 21	20	21	26	22	23	31	13	22.4	22	35.34
21 - 22	13	18	13	16	17	12	9	15.4	10.5	35.5
22 - 23	10	10	13	13	18	17	7	12.8	12	34.66
23 - 24	6	9	7	14	8	11	3	8.8	7	35.32
Totals	548	539	546	561	582	435	373			
% of Total	15.29%	15.04%	15.23%	15.65%	16.24%	12.14%	10.41%			

Incoming Weekly Counts
Hall Lane facing into the Village

from Sat-Sep-04-2021-05-00-PM to Wed-Dec-01-2021-02-59-PM

	15/11/2021	to	21/11/2021							
	Monday	Tuesday	Wednesday	Thursday	Friday	Saturday	Sunday	Week	Weekend	Week Day 85%
Hour	15/11/2021	16/11/2021	17/11/2021	18/11/2021	19/11/2021	20/11/2021	21/11/2021	Day Avg	Avg	Avg Speed
0 - 1	2	2	0	0	0	0	0	0.8	0	37.5
1 - 2	2	0	0	0	0	0	0	0.4	0	35
2 - 3	2	1	0	0	0	0	0	0.6	0	37.5
3 - 4	0	0	0	0	0	0	0	0	0	0
4 - 5	1	0	0	0	0	0	0	0.2	0	40
5 - 6	3	3	0	0	0	0	0	1.2	0	45
6 - 7	5	5	0	0	0	0	0	2	0	42.5
7 - 8	4	8	0	0	0	0	0	2.4	0	35
8 - 9	22	25	0	0	0	0	0	9.4	0	35
9 - 10	37	36	0	0	0	0	0	14.6	0	34.5
10 - 11	33	34	0	0	0	0	0	13.4	0	32.1
11 - 12	17	24	0	0	0	0	0	8.2	0	29.65
12 - 13	25	29	0	0	0	0	0	10.8	0	31
13 - 14	52	36	0	0	0	0	0	17.6	0	31.45
14 - 15	30	33	0	0	0	0	0	12.6	0	31.9
15 - 16	38	37	0	0	0	0	0	15	0	33
16 - 17	52	51	0	0	0	0	0	20.6	0	33.4
17 - 18	60	49	0	0	0	0	0	21.8	0	32.6
18 - 19	44	56	0	0	0	0	0	20	0	33.95
19 - 20	43	53	0	0	0	0	0	19.2	0	34.1
20 - 21	17	19	0	0	0	0	0	7.2	0	33.45
21 - 22	13	0	0	0	0	0	0	2.6	0	33
22 - 23	13	0	0	0	0	0	0	2.6	0	38.3
23 - 24	8	0	0	0	0	0	0	1.6	0	37.5
Totals	523	501	0	0	0	0	0			
% of Total	51.07%	48.93%	0%	0%	0%	0%	0%			

Incoming Weekly Counts
Hall Lane facing into the Village

from Sat-Sep-04-2021-05-00-PM to Wed-Dec-01-2021-02-59-PM

	22/11/2021	to	28/11/2021							
	Monday	Tuesday	Wednesday	Thursday	Friday	Saturday	Sunday	Week	Weekend	Week Day 85%
Hour	22/11/2021	23/11/2021	24/11/2021	25/11/2021	26/11/2021	27/11/2021	28/11/2021	Day Avg	Avg	Avg Speed
0 - 1	0	0	0	0	0	0	0	0	0	0
1 - 2	0	0	0	0	0	0	0	0	0	0
2 - 3	0	0	0	0	0	0	0	0	0	0
3 - 4	0	0	0	0	0	0	0	0	0	0
4 - 5	0	0	0	0	0	0	0	0	0	0
5 - 6	0	0	0	0	0	0	0	0	0	0
6 - 7	0	0	0	0	0	0	0	0	0	0
7 - 8	0	0	0	0	0	0	0	0	0	0
8 - 9	0	0	0	0	0	0	0	0	0	0
9 - 10	0	0	0	0	0	0	0	0	0	0
10 - 11	0	0	0	0	0	0	0	0	0	0
11 - 12	0	0	0	0	0	0	0	0	0	0
12 - 13	0	0	0	0	0	0	0	0	0	0
13 - 14	0	0	0	0	0	0	0	0	0	0
14 - 15	0	0	0	0	0	0	0	0	0	0
15 - 16	0	0	0	0	0	0	0	0	0	0
16 - 17	0	0	0	0	0	0	0	0	0	0
17 - 18	0	0	0	0	0	0	0	0	0	0
18 - 19	0	0	0	0	0	0	0	0	0	0
19 - 20	0	0	0	0	0	0	0	0	0	0
20 - 21	0	0	0	0	0	0	0	0	0	0
21 - 22	0	0	0	0	0	0	0	0	0	0
22 - 23	0	0	0	0	0	0	0	0	0	0
23 - 24	0	0	0	0	0	0	0	0	0	0
Totals	0	0	0	0	0	0	0			
% of Total	0%	0%	0%	0%	0%	0%	0%			

Incoming Weekly Counts
Hall Lane facing into the Village

from Sat-Sep-04-2021-05-00-PM to Wed-Dec-01-2021-02-59-PM

	29/11/2021	to	05/12/2021							
	Monday	Tuesday	Wednesday	Thursday	Friday	Saturday	Sunday	Week	Weekend	Week Day 85%
Hour	29/11/2021	30/11/2021	01/12/2021	02/12/2021	03/12/2021	04/12/2021	05/12/2021	Day Avg	Avg	Avg Speed
0 - 1	0	0	0	*	*	*	*	0	0	0
1 - 2	0	0	0	*	*	*	*	0	0	0
2 - 3	0	0	0	*	*	*	*	0	0	0
3 - 4	0	0	0	*	*	*	*	0	0	0
4 - 5	0	0	0	*	*	*	*	0	0	0
5 - 6	0	0	0	*	*	*	*	0	0	0
6 - 7	0	0	0	*	*	*	*	0	0	0
7 - 8	0	0	0	*	*	*	*	0	0	0
8 - 9	0	0	0	*	*	*	*	0	0	0
9 - 10	0	0	0	*	*	*	*	0	0	0
10 - 11	0	0	0	*	*	*	*	0	0	0
11 - 12	0	0	0	*	*	*	*	0	0	0
12 - 13	0	0	0	*	*	*	*	0	0	0
13 - 14	0	0	0	*	*	*	*	0	0	0
14 - 15	0	0	0	*	*	*	*	0	0	0
15 - 16	0	0	*	*	*	*	*	0	0	0
16 - 17	0	0	*	*	*	*	*	0	0	0
17 - 18	0	0	*	*	*	*	*	0	0	0
18 - 19	0	0	*	*	*	*	*	0	0	0
19 - 20	0	0	*	*	*	*	*	0	0	0
20 - 21	0	0	*	*	*	*	*	0	0	0
21 - 22	0	0	*	*	*	*	*	0	0	0
22 - 23	0	0	*	*	*	*	*	0	0	0
23 - 24	0	0	*	*	*	*	*	0	0	0
Totals	0	0	0	0	0	0	0			
% of Total	0%	0%	0%	0%	0%	0%	0%			

Incoming Monthly Counts
Hall Lane facing into the Village

from Sat-Sep-04-2021-05-00-PM to Wed-Dec-01-2021-02-59-PM

Hour	Sep 2021							Week Day Avg	Weekend Avg	Week Day 85% Avg Speed
	Monday	Tuesday	Wednesday	Thursday	Friday	Saturday	Sunday			
0 - 1	5	1	3	0	6	5	16	3	10.5	33.75
1 - 2	0	3	3	2	0	8	2	1.6	5	41.67
2 - 3	2	3	6	3	6	0	3	4	1.5	34.5
3 - 4	3	3	3	1	2	5	3	2.4	4	34
4 - 5	7	3	4	8	5	9	2	5.4	5.5	32.32
5 - 6	20	17	18	14	17	14	8	17.2	11	32.08
6 - 7	83	71	63	70	68	29	22	71	25.5	34.26
7 - 8	185	152	168	149	143	50	36	159.4	43	32.62
8 - 9	214	148	146	172	182	98	89	172.4	93.5	31.36
9 - 10	167	142	162	151	140	135	144	152.4	139.5	30.4
10 - 11	152	143	137	132	166	168	177	146	172.5	29.76
11 - 12	127	107	129	102	141	183	148	121.2	165.5	30.34
12 - 13	111	109	121	120	120	131	149	116.2	140	30.76
13 - 14	139	124	122	122	144	139	142	130.2	140.5	30.02
14 - 15	141	126	127	134	150	102	118	135.6	110	29.94
15 - 16	174	149	144	160	176	108	154	160.6	131	30.84
16 - 17	130	118	124	156	129	110	97	131.4	103.5	31.26
17 - 18	139	153	172	172	219	147	117	171	132	32.06
18 - 19	104	106	132	136	128	154	113	121.2	133.5	31.7
19 - 20	68	74	67	84	92	117	70	77	93.5	31.08
20 - 21	40	37	57	51	50	84	66	47	75	31.76
21 - 22	21	28	28	31	29	37	28	27.4	32.5	32.7
22 - 23	16	15	28	19	27	42	13	21	27.5	34.84
23 - 24	5	3	4	7	12	24	5	6.2	14.5	32.16
Totals	2053	1835	1968	1996	2152	1899	1722			
% of Total	15.07%	13.47%	14.44%	14.65%	15.79%	13.94%	12.64%			

Incoming Monthly Counts
Hall Lane facing into the Village

from Sat-Sep-04-2021-05-00-PM to Wed-Dec-01-2021-02-59-PM

Hour	Oct 2021							Week Day Avg	Weekend Avg	Week Day 85% Avg Speed
	Monday	Tuesday	Wednesday	Thursday	Friday	Saturday	Sunday			
0 - 1	4	4	3	2	7	14	19	4	16.5	32.66
1 - 2	3	3	2	1	3	4	8	2.4	6	39
2 - 3	0	0	0	4	3	3	4	1.4	3.5	36.25
3 - 4	0	1	0	4	2	0	2	1.4	1	35
4 - 5	1	6	5	8	6	10	3	5.2	6.5	40.66
5 - 6	17	15	16	18	14	9	5	16	7	38.02
6 - 7	11	15	13	23	22	19	12	16.8	15.5	36.42
7 - 8	75	68	59	71	80	30	15	70.6	22.5	34.76
8 - 9	113	114	108	123	118	76	49	115.2	62.5	33.58
9 - 10	82	84	114	149	131	108	61	112	84.5	32.9
10 - 11	95	115	82	115	116	135	95	104.6	115	32.36
11 - 12	110	84	106	135	136	144	123	114.2	133.5	31.9
12 - 13	125	126	111	146	134	173	145	128.4	159	31.72
13 - 14	106	97	124	163	156	165	131	129.2	148	32.24
14 - 15	116	109	136	179	155	180	129	139	154.5	32.96
15 - 16	137	143	135	209	204	166	125	165.6	145.5	33.18
16 - 17	145	149	135	206	220	152	150	171	151	33.84
17 - 18	156	178	229	211	200	167	118	194.8	142.5	33.7
18 - 19	143	145	197	161	190	166	97	167.2	131.5	33.66
19 - 20	64	67	118	115	115	127	67	95.8	97	34.56
20 - 21	44	37	53	65	56	82	48	51	65	34.22
21 - 22	37	35	49	46	59	47	42	45.2	44.5	36.1
22 - 23	19	13	31	32	47	56	22	28.4	39	36.16
23 - 24	8	9	14	11	24	58	13	13.2	35.5	35.14
Totals	1611	1617	1840	2197	2198	2091	1483			
% of Total	12.36%	12.4%	14.11%	16.85%	16.86%	16.04%	11.38%			

Incoming Monthly Counts
Hall Lane facing into the Village

from Sat-Sep-04-2021-05-00-PM to Wed-Dec-01-2021-02-59-PM

Hour	Nov 2021							Week Day Avg	Weekend Avg	Week Day 85% Avg Speed
	Monday	Tuesday	Wednesday	Thursday	Friday	Saturday	Sunday			
0 - 1	7	15	5	8	5	12	13	8	12.5	38
1 - 2	8	2	0	1	4	6	11	3	8.5	33.75
2 - 3	4	3	2	1	0	0	6	2	3	37.5
3 - 4	1	1	2	0	3	1	1	1.4	1	41.25
4 - 5	3	1	3	4	1	0	0	2.4	0	34
5 - 6	4	5	3	4	3	4	2	3.8	3	41.66
6 - 7	18	16	13	16	13	7	5	15.2	6	40.5
7 - 8	15	22	17	8	9	10	8	14.2	9	36.26
8 - 9	65	69	49	53	49	14	10	57	12	35.08
9 - 10	110	123	92	86	91	40	19	100.4	29.5	34.16
10 - 11	92	97	63	60	48	57	31	72	44	33.26
11 - 12	78	90	67	63	69	60	49	73.4	54.5	31.42
12 - 13	95	104	57	67	77	78	58	80	68	32.66
13 - 14	137	110	69	79	71	72	75	93.2	73.5	32.44
14 - 15	102	103	74	72	93	68	63	88.8	65.5	32.76
15 - 16	128	130	82	80	93	75	77	102.6	76	32.3
16 - 17	168	166	112	116	135	77	71	139.4	74	33.64
17 - 18	169	154	113	107	114	84	99	131.4	91.5	33.26
18 - 19	140	171	87	110	135	77	52	128.6	64.5	34.3
19 - 20	141	144	77	76	81	67	37	103.8	52	34.54
20 - 21	56	56	54	48	41	47	27	51	37	34.92
21 - 22	47	32	33	28	37	22	19	35.4	20.5	35.88
22 - 23	36	26	23	23	29	32	13	27.4	22.5	36.3
23 - 24	23	16	16	20	14	22	9	17.8	15.5	36.44
Totals	1647	1656	1113	1130	1215	932	755			
% of Total	19.5%	19.6%	13.17%	13.38%	14.38%	11.03%	8.94%			

Incoming Monthly Counts
Hall Lane facing into the Village

from Sat-Sep-04-2021-05-00-PM to Wed-Dec-01-2021-02-59-PM

Hour	Dec 2021							Week Day Avg	Weekend Avg	Week Day 85% Avg Speed
	Monday	Tuesday	Wednesday	Thursday	Friday	Saturday	Sunday			
0 - 1	*	*	0	*	*	*	*	0	0	0
1 - 2	*	*	0	*	*	*	*	0	0	0
2 - 3	*	*	0	*	*	*	*	0	0	0
3 - 4	*	*	0	*	*	*	*	0	0	0
4 - 5	*	*	0	*	*	*	*	0	0	0
5 - 6	*	*	0	*	*	*	*	0	0	0
6 - 7	*	*	0	*	*	*	*	0	0	0
7 - 8	*	*	0	*	*	*	*	0	0	0
8 - 9	*	*	0	*	*	*	*	0	0	0
9 - 10	*	*	0	*	*	*	*	0	0	0
10 - 11	*	*	0	*	*	*	*	0	0	0
11 - 12	*	*	0	*	*	*	*	0	0	0
12 - 13	*	*	0	*	*	*	*	0	0	0
13 - 14	*	*	0	*	*	*	*	0	0	0
14 - 15	*	*	0	*	*	*	*	0	0	0
15 - 16	*	*	*	*	*	*	*	0	0	0
16 - 17	*	*	*	*	*	*	*	0	0	0
17 - 18	*	*	*	*	*	*	*	0	0	0
18 - 19	*	*	*	*	*	*	*	0	0	0
19 - 20	*	*	*	*	*	*	*	0	0	0
20 - 21	*	*	*	*	*	*	*	0	0	0
21 - 22	*	*	*	*	*	*	*	0	0	0
22 - 23	*	*	*	*	*	*	*	0	0	0
23 - 24	*	*	*	*	*	*	*	0	0	0
Totals	0	0	0	0	0	0	0			
% of Total	0%	0%	0%	0%	0%	0%	0%			

Incoming Weekly Speeds
Hall Lane facing into the Village

from Sat-Sep-04-2021-05-00-PM to Wed-Dec-01-2021-02-59-PM

	30/08/2021	to	05/09/2021							
	Monday	Tuesday	Wednesday	Thursday	Friday	Saturday	Sunday	Week	Weekend	Week Day 85%
Hour	30/08/2021	31/08/2021	01/09/2021	02/09/2021	03/09/2021	04/09/2021	05/09/2021	Day Avg	Avg	Avg Speed
0 - 1	*	*	*	*	*	*	23.7	0	23.7	0
1 - 2	*	*	*	*	*	*	27	0	27	0
2 - 3	*	*	*	*	*	*	27	0	27	0
3 - 4	*	*	*	*	*	*	32	0	32	0
4 - 5	*	*	*	*	*	*	0	0	0	0
5 - 6	*	*	*	*	*	*	27	0	27	0
6 - 7	*	*	*	*	*	*	29.14	0	29.14	0
7 - 8	*	*	*	*	*	*	29.5	0	29.5	0
8 - 9	*	*	*	*	*	*	28.1	0	28.1	0
9 - 10	*	*	*	*	*	*	26.72	0	26.72	0
10 - 11	*	*	*	*	*	*	25.58	0	25.58	0
11 - 12	*	*	*	*	*	*	26.97	0	26.97	0
12 - 13	*	*	*	*	*	*	27.27	0	27.27	0
13 - 14	*	*	*	*	*	*	26.19	0	26.19	0
14 - 15	*	*	*	*	*	*	26.77	0	26.77	0
15 - 16	*	*	*	*	*	*	25.22	0	25.22	0
16 - 17	*	*	*	*	*	27	26.86	0	26.86	0
17 - 18	*	*	*	*	*	26.67	24.46	0	25.78	0
18 - 19	*	*	*	*	*	27.33	27.05	0	27.21	0
19 - 20	*	*	*	*	*	26.64	26.73	0	26.67	0
20 - 21	*	*	*	*	*	28.1	24	0	26.32	0
21 - 22	*	*	*	*	*	30.1	28	0	29.4	0
22 - 23	*	*	*	*	*	26.88	24	0	26.19	0
23 - 24	*	*	*	*	*	27	0	0	27	0
Totals	0	0	0	0	0	219.7	589.4			
% of Total	0%	0%	0%	0%	0%	27.15%	72.85%			

Incoming Weekly Speeds
Hall Lane facing into the Village

from Sat-Sep-04-2021-05-00-PM to Wed-Dec-01-2021-02-59-PM

	06/09/2021	to	12/09/2021							
	Monday	Tuesday	Wednesday	Thursday	Friday	Saturday	Sunday	Week	Weekend	Week Day 85%
Hour	06/09/2021	07/09/2021	08/09/2021	09/09/2021	10/09/2021	11/09/2021	12/09/2021	Day Avg	Avg	Avg Speed
0 - 1	27	0	27	0	27.5	27	27	27.25	27	30
1 - 2	0	0	29.5	32	0	27	0	30.33	27	35
2 - 3	0	0	22	27	27.5	0	0	25.2	0	30
3 - 4	32	0	0	0	32	27.5	0	32	27.5	35
4 - 5	27	29.5	29.5	27	27	27	0	28.11	27	32
5 - 6	28	27	27.2	29.2	29.67	30	29.5	28.22	29.86	30.96
6 - 7	30.68	30	29	26.63	28.16	37	26.5	28.75	29.36	34.74
7 - 8	27.42	28.06	28.31	28.68	27.82	26.58	27.62	28.09	27	32.08
8 - 9	28.05	26.68	26.72	25.55	26.83	26.31	28.25	26.69	27.08	31.38
9 - 10	26.06	24.09	25.9	25.41	26.75	27.49	27.28	25.55	27.4	30.1
10 - 11	23.54	22.14	25.52	25	26.55	27.71	26.18	24.48	26.92	29.32
11 - 12	25.63	23.83	23.52	25.71	26.15	25.18	25.78	24.99	25.44	30.3
12 - 13	23.4	24.57	25.83	26.48	27.42	25.41	26.3	25.43	25.8	30.3
13 - 14	21.66	23.84	26.29	26.55	27.14	26.2	27.55	24.85	26.82	30.54
14 - 15	22.91	24.98	24.71	26.72	27.07	25.75	25.36	25.01	25.52	30.36
15 - 16	24.14	23.82	27.6	25.02	27.4	26.68	27.26	25.48	27.01	30.66
16 - 17	24.85	26.24	26.89	26.04	27.46	25.09	26.2	26.31	25.52	31.1
17 - 18	26.34	26.63	27	28.05	27.8	28.45	25.33	27.22	26.83	31.9
18 - 19	25.98	26.32	26.88	25.07	27.92	27.67	25.96	26.41	27	31.68
19 - 20	23.42	26.14	25.95	26.39	27.55	27.88	27.83	25.96	27.86	31.04
20 - 21	27.25	26.87	26.16	26.53	26.28	26.67	26.44	26.59	26.53	32.24
21 - 22	26	27	27.62	28.22	25.57	26.62	27	26.91	26.8	31.3
22 - 23	26	27.33	29.15	25.75	28	26.17	30.75	27.8	28	31
23 - 24	0	0	22	27.33	29.86	29.5	27	28.45	29	30
Totals	547.2	494.9	610.3	590.4	635.5	631.1	541.2			
% of Total	13.51%	12.22%	15.07%	14.58%	15.69%	15.58%	13.36%			

Incoming Weekly Speeds
Hall Lane facing into the Village

from Sat-Sep-04-2021-05-00-PM to Wed-Dec-01-2021-02-59-PM

	13/09/2021	to	19/09/2021							
	Monday	Tuesday	Wednesday	Thursday	Friday	Saturday	Sunday	Week	Weekend	Week Day 85%
Hour	13/09/2021	14/09/2021	15/09/2021	16/09/2021	17/09/2021	18/09/2021	19/09/2021	Day Avg	Avg	Avg Speed
0 - 1	0	27	0	0	27	37	34.5	27	35.33	30
1 - 2	0	24.5	0	0	0	29.75	12	24.5	26.2	30
2 - 3	32	0	28.25	29.5	29.5	0	32	29.22	32	34.38
3 - 4	0	30.33	32	0	0	0	0	30.75	0	35
4 - 5	0	27	32	30.2	27	30.75	24.5	29.6	28.67	32.08
5 - 6	27	28.83	25.5	29.5	27	24.5	29.5	27.48	27	30.26
6 - 7	27.71	28.7	28.26	28.5	29.39	29.5	30.2	28.52	29.77	33.92
7 - 8	28.34	27.77	27.89	28.35	28.88	25.6	28.18	28.24	26.69	32.76
8 - 9	26.68	27.41	25.52	26.08	26.71	26.86	27.36	26.5	27.05	31.1
9 - 10	24.69	26.98	25.68	26.85	23.66	25.84	28.14	25.59	26.89	30.34
10 - 11	24.84	24.3	23.23	24.79	25.85	27.62	27.53	24.63	27.58	29.56
11 - 12	25.1	25.33	25.42	26.81	25.53	23.02	27.09	25.58	24.79	29.94
12 - 13	24.63	27.13	26.78	26.09	26.18	24.89	25.62	26.18	25.26	30.86
13 - 14	24.8	25.45	25.27	25.65	24.84	26.78	25.88	25.22	26.4	29.6
14 - 15	26.32	27.1	23.21	24.79	25.42	26.74	25.72	25.25	26.17	30.1
15 - 16	26.1	28.19	25.39	25.36	25.74	26.84	25.17	26	25.95	31.04
16 - 17	27.07	26.07	27.39	27.78	25.23	26.7	27.56	26.8	26.98	30.6
17 - 18	27.41	28.45	25.7	27.02	27.55	25.44	28.74	27.18	26.66	31.9
18 - 19	26.74	27.62	29	27.55	25.93	26.16	25.5	27.27	25.86	32.22
19 - 20	25.71	27.19	27	27.12	26.96	25.66	27.46	26.83	26.21	31.04
20 - 21	26.67	27.22	26.53	25.75	27.11	28.12	27.27	26.61	27.8	30.64
21 - 22	28.57	27.55	24.62	27.15	28.31	27.83	24.29	27.33	25.92	32.84
22 - 23	29	31.17	27	30.33	27.33	27.09	27	28.61	27.08	35
23 - 24	32	24.5	27	28.67	32	31.5	29	28.5	30.67	33
Totals	541.3	625.7	588.6	574	592.9	604.2	620.3			
% of Total	13.05%	15.09%	14.19%	13.84%	14.3%	14.57%	14.96%			

Incoming Weekly Speeds
Hall Lane facing into the Village

from Sat-Sep-04-2021-05-00-PM to Wed-Dec-01-2021-02-59-PM

	20/09/2021	to	26/09/2021							
	Monday	Tuesday	Wednesday	Thursday	Friday	Saturday	Sunday	Week	Weekend	Week Day 85%
Hour	20/09/2021	21/09/2021	22/09/2021	23/09/2021	24/09/2021	25/09/2021	26/09/2021	Day Avg	Avg	Avg Speed
0 - 1	27	0	29.5	0	34	27	29.5	31.33	28.67	35
1 - 2	0	37	42	37	0	30.33	0	38.67	30.33	41.67
2 - 3	32	25.33	0	0	32	0	27	28.67	27	36.67
3 - 4	32	0	24.5	27	22	27	29.5	26	28	31.25
4 - 5	19.5	0	0	27	29.5	27.25	0	25	27.25	30
5 - 6	28	28	30.71	27	30.71	30	30.33	29.1	30.1	33
6 - 7	29.74	29.5	26.81	30.95	27.12	27.67	27	28.73	27.6	34.38
7 - 8	28.35	28.04	28.07	28.57	28.21	27.19	27.17	28.23	27.18	32.68
8 - 9	26.41	26.51	26.63	26.76	27.22	26.08	26.57	26.7	26.31	31.38
9 - 10	26.5	25.83	26.48	26.73	26.51	26.94	25.55	26.41	26.31	31.32
10 - 11	25.32	26.58	27.08	25.2	27.61	25.54	26.57	26.58	25.88	30.42
11 - 12	27.86	25.84	22.5	25.65	26.38	26.12	27.64	25.45	26.59	30.6
12 - 13	26.94	27.13	25.4	27.21	27.6	27.2	25.86	26.81	26.67	31.96
13 - 14	25.82	25.41	26.22	25.74	27.14	25.9	25.75	26.12	25.83	30.2
14 - 15	26.58	25.46	27.09	26.63	25.14	25.27	27.67	26.06	25.97	30.72
15 - 16	26.43	26.04	27.26	23.65	26.04	24.47	26.62	25.87	25.46	31.18
16 - 17	27.79	26.87	27.54	26.25	27.41	26.27	27.3	27.12	26.65	31.8
17 - 18	27.49	25.8	27.86	26.92	26.94	28.19	26.34	26.99	27.32	31.9
18 - 19	25.93	26.05	27.23	27.72	27.59	26.76	26	27.03	26.46	31.44
19 - 20	26.29	28.04	27.29	26.91	26.41	25.9	26.44	26.99	26.1	31.42
20 - 21	28.75	26	28.1	24.95	30.36	27.53	28.7	27.46	27.96	33
21 - 22	29.75	28.5	27.92	28.67	28.22	30.12	24.5	28.42	28.25	31.92
22 - 23	31	28.83	27.62	28.5	29.77	26.44	29.5	29.05	27	35.8
23 - 24	27.25	27	27	27	32	29.12	32	28.6	29.44	32
Totals	632.6	573.5	610.8	602	645.7	624.2	603.5			
% of Total	14.74%	13.36%	14.23%	14.03%	15.04%	14.54%	14.06%			

Incoming Weekly Speeds
Hall Lane facing into the Village

from Sat-Sep-04-2021-05-00-PM to Wed-Dec-01-2021-02-59-PM

	27/09/2021	to	03/10/2021							
	Monday	Tuesday	Wednesday	Thursday	Friday	Saturday	Sunday	Week	Weekend	Week Day 85%
Hour	27/09/2021	28/09/2021	29/09/2021	30/09/2021	01/10/2021	02/10/2021	03/10/2021	Day Avg	Avg	Avg Speed
0 - 1	33.67	0	0	0	0	0	0	33.67	0	45
1 - 2	0	0	0	0	0	0	0	0	0	0
2 - 3	0	0	0	0	0	0	0	0	0	0
3 - 4	27	0	0	0	0	0	0	27	0	30
4 - 5	27	0	0	0	0	0	0	27	0	35
5 - 6	28.5	0	0	0	0	0	0	28.5	0	30
6 - 7	28.79	0	0	0	0	0	0	28.79	0	34.4
7 - 8	27.8	0	0	0	0	0	0	27.8	0	31.7
8 - 9	27.27	0	0	0	0	0	0	27.27	0	31.8
9 - 10	25.8	0	0	0	0	0	0	25.8	0	29.6
10 - 11	26.52	0	0	0	0	0	0	26.52	0	32.2
11 - 12	26.86	0	0	0	0	0	0	26.86	0	32.5
12 - 13	0	0	0	0	0	0	0	0	0	0
13 - 14	0	0	0	0	0	0	0	0	0	0
14 - 15	0	0	0	0	0	0	0	0	0	0
15 - 16	0	0	0	0	0	0	0	0	0	0
16 - 17	0	0	0	0	0	0	0	0	0	0
17 - 18	0	0	0	0	0	0	0	0	0	0
18 - 19	0	0	0	0	0	0	0	0	0	0
19 - 20	0	0	0	0	0	0	0	0	0	0
20 - 21	0	0	0	0	0	0	0	0	0	0
21 - 22	0	0	0	0	0	0	0	0	0	0
22 - 23	0	0	0	0	0	0	0	0	0	0
23 - 24	0	0	0	0	0	0	0	0	0	0
Totals	279.3	0	0	0	0	0	0			
% of Total	100%	0%	0%	0%	0%	0%	0%			

Incoming Weekly Speeds
Hall Lane facing into the Village

from Sat-Sep-04-2021-05-00-PM to Wed-Dec-01-2021-02-59-PM

	04/10/2021	to	10/10/2021							
	Monday	Tuesday	Wednesday	Thursday	Friday	Saturday	Sunday	Week	Weekend	Week Day 85%
Hour	04/10/2021	05/10/2021	06/10/2021	07/10/2021	08/10/2021	09/10/2021	10/10/2021	Day Avg	Avg	Avg Speed
0 - 1	0	0	0	27	29.5	27	32	28.67	29.86	32.5
1 - 2	0	0	0	0	42	0	32	42	32	45
2 - 3	0	0	0	0	0	0	35.33	0	35.33	0
3 - 4	0	0	0	0	32	0	27	32	27	35
4 - 5	0	0	0	42	42	27	32	42	28.67	45
5 - 6	0	0	0	37	33	33.67	39.5	34.5	36	40
6 - 7	0	0	0	31	31.62	33.43	33.25	31.38	33.36	38.75
7 - 8	0	0	0	31.04	31.06	29.67	32	31.05	30.92	36
8 - 9	0	0	0	28.23	28.97	25.92	26.7	28.62	26.15	33.85
9 - 10	0	0	0	27.88	28.45	28.61	27.75	28.14	28.33	33.75
10 - 11	0	0	0	27.36	26.4	27.35	28.04	26.8	27.62	33.45
11 - 12	0	0	0	27.59	25.29	26.53	28.18	26.38	27.24	32.75
12 - 13	0	0	0	26.15	29.16	30.45	28.46	27.51	29.61	32.75
13 - 14	0	0	0	23.36	28.33	27.77	28.21	26.1	27.97	32.5
14 - 15	0	0	0	26.42	28.53	28.17	29.56	27.45	28.69	33.2
15 - 16	0	0	0	26.96	28.53	27.18	29.05	27.78	28	33.15
16 - 17	0	0	0	28.22	28.27	27.67	30.74	28.25	29.12	33.45
17 - 18	0	0	29.36	26.67	28.23	26.93	30.35	28.11	28.22	33.6
18 - 19	0	0	29.24	29.05	28.1	28.95	29.62	28.76	29.21	34.23
19 - 20	0	0	31.38	25.84	29.14	25.67	32.21	29.14	27.22	35.57
20 - 21	0	0	29	29.83	28.07	31.2	28.5	29.04	30.3	35.27
21 - 22	0	0	28.93	27.38	25.73	28.38	32.2	27.51	29.44	33
22 - 23	0	0	29.5	28.2	31.43	29.86	35.33	29.52	30.52	35
23 - 24	0	0	34.5	32	27.83	30.27	29.5	30.75	30.15	37.5
Totals	0	0	211.9	609.3	691.6	601.9	737.4			
% of Total	0%	0%	7.43%	21.36%	24.25%	21.1%	25.85%			

Incoming Weekly Speeds
Hall Lane facing into the Village

from Sat-Sep-04-2021-05-00-PM to Wed-Dec-01-2021-02-59-PM

	11/10/2021	to	17/10/2021							
	Monday	Tuesday	Wednesday	Thursday	Friday	Saturday	Sunday	Week	Weekend	Week Day 85%
Hour	11/10/2021	12/10/2021	13/10/2021	14/10/2021	15/10/2021	16/10/2021	17/10/2021	Day Avg	Avg	Avg Speed
0 - 1	32	29.5	0	0	27	32	37	29.5	33.25	33.33
1 - 2	0	0	37	27	0	0	34.5	32	34.5	35
2 - 3	0	0	0	0	37	27	0	37	27	40
3 - 4	0	0	0	34.5	0	0	27	34.5	27	40
4 - 5	0	42	34.5	39.5	34.5	34.5	27	37.62	32	45
5 - 6	30.57	35	28.25	28.25	27	30.33	35.33	30.41	32.83	33.5
6 - 7	29.5	29	33.25	35.33	28	27.5	22	31.17	26.4	35.92
7 - 8	29	30.63	29.04	29.5	28.84	21.5	34.5	29.47	24.1	34.74
8 - 9	25.91	27	28.56	29.85	28.5	27.08	29.47	27.87	28.43	33.52
9 - 10	25.62	28.52	25.95	25.83	27.57	28.57	28	26.57	28.33	33.1
10 - 11	27.67	27.26	26.59	22.71	27.94	28.89	29.15	26.24	29.02	32.52
11 - 12	25.44	28	27.6	26.06	27.68	28.43	27.9	26.97	28.18	32.3
12 - 13	23.73	25.68	25.39	26.51	26.32	29.47	29.03	25.54	29.25	30.96
13 - 14	26.09	25.75	25.06	25.77	26.94	28.63	28.84	25.85	28.74	32.48
14 - 15	26.45	25.95	26.69	26.2	27.74	27.47	28.29	26.61	27.8	33.14
15 - 16	28.09	26.81	28.6	24.64	27.39	26.7	29.38	27.02	27.72	32.52
16 - 17	29.04	27.55	28.78	27.16	28.82	26.55	27.87	28.25	27.3	33.74
17 - 18	27.33	27.58	29.8	28.1	28.47	24.24	30.4	28.27	26.73	33.68
18 - 19	28.51	28.28	30.33	29.75	27.42	26.24	28.21	28.79	26.74	34.22
19 - 20	29.23	28.21	28.28	26.53	29.29	26.32	27.56	28.28	26.72	33.98
20 - 21	28.62	27.64	28.64	28.59	27.42	27.95	27.55	28.21	27.81	34
21 - 22	32	31.55	29.92	33	28.23	25.5	33.25	30.98	28.94	37.82
22 - 23	27	27	30.12	33.1	30	24.69	28	30.44	25.48	35.16
23 - 24	26.4	29.5	31.2	37	27	30.05	33.67	29.94	30.55	35.76
Totals	558.1	608.5	613.5	644.9	628.9	609.7	683.9			
% of Total	12.84%	14%	14.11%	14.83%	14.47%	14.02%	15.73%			

Incoming Weekly Speeds
Hall Lane facing into the Village

from Sat-Sep-04-2021-05-00-PM to Wed-Dec-01-2021-02-59-PM

	18/10/2021	to	24/10/2021							
	Monday	Tuesday	Wednesday	Thursday	Friday	Saturday	Sunday	Week	Weekend	Week Day 85%
Hour	18/10/2021	19/10/2021	20/10/2021	21/10/2021	22/10/2021	23/10/2021	24/10/2021	Day Avg	Avg	Avg Speed
0 - 1	0	32	27	27	32	32	27.56	29.5	29.33	32.5
1 - 2	0	17	0	0	32	32	0	24.5	32	27.5
2 - 3	0	0	0	27	32	39.5	0	29.5	39.5	32.5
3 - 4	0	32	0	32	0	0	0	32	0	35
4 - 5	0	34.5	37	37.5	37	35.33	0	36.33	35.33	40
5 - 6	32	30.75	31.17	30.75	32	32	0	31.35	32	37.16
6 - 7	29.5	31.43	32	31	28.67	29.5	31.2	30.73	30.27	35.66
7 - 8	29.44	27.84	28.4	31.67	30.05	29.67	37	29.27	30.71	35.04
8 - 9	26.39	26.66	28.2	30.16	28.9	29.89	29.69	27.91	29.82	33.6
9 - 10	27.41	27.03	24.21	25.29	28.46	28.21	28.67	26.41	28.37	32.98
10 - 11	27.53	25.19	25.55	25.24	30.29	28.24	26.86	26.68	27.78	32.3
11 - 12	25.63	26.7	24.65	25.04	29.07	26.34	28.29	26.1	27.18	32
12 - 13	26.41	25.29	27.08	27.19	29.19	27.55	28.83	26.99	28.06	32.24
13 - 14	27.22	27.22	28.13	25.71	28.29	29.12	28.43	27.21	28.91	32.8
14 - 15	26.88	28.02	28.52	27.79	28.47	27.27	26.94	27.93	27.12	33.62
15 - 16	27.45	26.86	29.82	30.25	29.14	26.96	28.78	28.79	27.93	33.7
16 - 17	28.96	28.72	29.17	29.2	27.17	27.16	28.67	28.61	27.87	34.22
17 - 18	28.79	28.99	29.36	29.22	28.24	25.33	27.05	28.98	25.87	34.28
18 - 19	27.8	28.74	29.51	28.79	28.46	29.33	29	28.7	29.2	33.42
19 - 20	27.76	32.57	28.87	27.2	28.84	29.08	28.14	28.94	28.74	35.04
20 - 21	27.73	30.5	29.71	31.18	29.93	27.9	30.38	29.7	28.59	34.78
21 - 22	30.56	29.27	32.07	30.08	30.12	29.83	32.5	30.49	31.17	36.08
22 - 23	29	29.5	30.5	28	29.82	29.89	35.33	29.55	31.25	33.5
23 - 24	0	25.75	27	34.5	30.89	30.07	34.5	30.16	30.59	33.33
Totals	506.5	652.6	607.9	671.9	689.1	682.1	567.8			
% of Total	11.57%	14.91%	13.89%	15.35%	15.74%	15.58%	12.97%			

Incoming Weekly Speeds
Hall Lane facing into the Village

from Sat-Sep-04-2021-05-00-PM to Wed-Dec-01-2021-02-59-PM

	25/10/2021	to	31/10/2021							
	Monday	Tuesday	Wednesday	Thursday	Friday	Saturday	Sunday	Week	Weekend	Week Day 85%
Hour	25/10/2021	26/10/2021	27/10/2021	28/10/2021	29/10/2021	30/10/2021	31/10/2021	Day Avg	Avg	Avg Speed
0 - 1	30.33	27	29.5	0	25.33	32	26	28.11	27.71	32.5
1 - 2	30.33	32	37	0	22	30.33	32	30.57	31.38	36.25
2 - 3	0	0	0	30.33	32	0	32	30.75	32	35
3 - 4	0	0	0	32	27	0	0	29.5	0	32.5
4 - 5	32	29.5	34.5	24.5	34.5	37	37	30.89	37	38
5 - 6	30.33	31.17	32.83	29.86	29	22	0	30.7	22	37.5
6 - 7	33.67	25.67	32	29.75	21.33	24.5	29.5	28.16	27	35
7 - 8	31.67	30	28.67	25.23	25	27	26	28.66	26.5	33.42
8 - 9	30.29	27.65	30.07	23.86	23.58	25.73	32	27.48	27.94	33.26
9 - 10	26.62	29.04	27.89	19.56	23.1	23.69	28.43	25.18	25.35	30.38
10 - 11	27.61	25.11	25.42	23.58	22	23.62	27.62	24.98	25.43	30.68
11 - 12	25.7	23.75	23.85	24.06	22.4	25.61	28.26	24.1	27.04	29.58
12 - 13	26.87	27.07	25.84	22.63	23.5	26.92	29.55	25.31	28.25	30.8
13 - 14	24.2	24	26.64	23.19	23.05	26.21	28.55	24.32	27.36	29.58
14 - 15	27.88	25.4	27.76	20.8	20.7	27.03	30.07	24.74	28.38	30.38
15 - 16	29.54	26.79	26.65	22.92	23	29.19	27.69	25.79	28.62	31.22
16 - 17	28.26	28.67	26.52	21.91	25	27.59	30.83	26.23	29.17	32.02
17 - 18	29.37	29.03	27.13	25.24	25.2	30.79	27.76	27.4	29.17	32.46
18 - 19	28.18	28.8	27.98	24.61	22.36	27.56	26.97	26.67	27.3	31.28
19 - 20	28.5	28.86	30.1	25.23	25.58	30.58	28.78	27.18	29.7	33.72
20 - 21	27.12	31.09	28.75	24.74	24.06	29.9	28.21	26.7	29.1	33.84
21 - 22	29.3	30.23	32.83	26	26.39	30.75	27.76	28.62	29	33.62
22 - 23	30.12	34.14	30	25	26.38	27.67	31.64	28.76	29.85	35.5
23 - 24	27	32	33.67	27.5	28	31.85	27.83	29.47	30.58	35.66
Totals	634.9	627.1	645.6	552.5	600.5	617.5	644.6			
% of Total	14.69%	14.51%	14.94%	12.78%	13.89%	14.29%	14.91%			

Incoming Weekly Speeds
Hall Lane facing into the Village

from Sat-Sep-04-2021-05-00-PM to Wed-Dec-01-2021-02-59-PM

	01/11/2021	to	07/11/2021							
	Monday	Tuesday	Wednesday	Thursday	Friday	Saturday	Sunday	Week	Weekend	Week Day 85%
Hour	01/11/2021	02/11/2021	03/11/2021	04/11/2021	05/11/2021	06/11/2021	07/11/2021	Day Avg	Avg	Avg Speed
0 - 1	29.5	34.67	32	30.33	39.5	32.71	31.17	33.4	32	41
1 - 2	32	32	0	0	27	35.33	27.83	30.33	30.33	35
2 - 3	42	32	24.5	0	0	0	25.33	30.75	25.33	36.67
3 - 4	0	32	42	0	27	0	0	32	0	38.33
4 - 5	32	0	32	28.67	12	0	0	27	0	30
5 - 6	37	32	29.5	42	42	37	32	36.29	35.33	41
6 - 7	33.38	31.17	34.83	31.38	34.86	33	37	33.09	34.14	39.16
7 - 8	33.25	31.43	30.56	29.75	29	33.67	30.75	30.89	32	35.5
8 - 9	28.38	30.96	31.27	28.11	30.5	28	32	29.79	29	35.84
9 - 10	28.9	27.11	29.09	28.97	30.59	27.92	29.82	28.9	28.49	34.04
10 - 11	21.76	24.8	25.95	25.52	29.93	26.48	31.42	25.49	28.29	32.46
11 - 12	21.85	25.68	28.94	25.21	26.56	27.34	27	25.51	27.19	31.22
12 - 13	26.41	25.21	28.3	28.39	28.31	27.51	26.21	27.18	26.96	33.18
13 - 14	24.6	24.33	28.38	27.7	28.03	26.95	32.49	26.53	29.6	32.8
14 - 15	25.37	26.11	27.97	28.17	28.09	25.68	30.52	27.24	28.02	33.06
15 - 16	25.96	25.9	28.21	25.75	28.8	25.17	27.55	26.92	26.08	32.08
16 - 17	26.9	28.92	29.1	28.67	29.3	24.5	28.08	28.64	26.2	33.84
17 - 18	27.12	28.9	26.43	28.54	27.62	26.64	29.53	27.77	28.15	33.46
18 - 19	30.07	29.92	27.61	28.13	28.24	28.48	28.19	28.8	28.37	34.3
19 - 20	28.94	29.96	28.69	30	29.55	28.93	30.17	29.42	29.48	34.62
20 - 21	28.26	31.19	28.71	30.35	31.33	29.44	33.64	29.84	31.4	36.2
21 - 22	28.86	30.71	31.35	30	28.6	31.1	32.6	29.83	31.85	35.34
22 - 23	34	30	30.1	29.6	31.27	30.47	31.17	31.05	30.67	36.46
23 - 24	29.33	34.86	29.78	30.33	31.33	31.55	27	30.97	29.94	36.5
Totals	676	679.9	685.3	615.6	679.3	617.7	661.4			
% of Total	14.65%	14.73%	14.85%	13.34%	14.72%	13.38%	14.33%			

Incoming Weekly Speeds
Hall Lane facing into the Village

from Sat-Sep-04-2021-05-00-PM to Wed-Dec-01-2021-02-59-PM

	08/11/2021	to	14/11/2021							
	Monday	Tuesday	Wednesday	Thursday	Friday	Saturday	Sunday	Week	Weekend	Week Day 85%
Hour	08/11/2021	09/11/2021	10/11/2021	11/11/2021	12/11/2021	13/11/2021	14/11/2021	Day Avg	Avg	Avg Speed
0 - 1	35.33	32.71	30.33	28	27	29	30.57	30.81	29.92	38
1 - 2	27	32	0	27	37	28.67	29	30.57	28.87	36.25
2 - 3	37	27	0	42	0	0	37	35.33	37	38.33
3 - 4	47	0	32	0	32	22	37	37	29.5	40
4 - 5	37	37	29.5	37	0	0	0	34	0	40
5 - 6	0	37	37	32	47	32	22	36.17	28.67	42.5
6 - 7	33	35.2	35.57	32	37	34.5	32	34.45	33	40.32
7 - 8	31.29	28.57	34.12	26	32	31.43	30.75	30.88	31.18	35.66
8 - 9	30	29.76	27.44	29.64	26.56	28.38	30.25	28.51	29.31	34.38
9 - 10	28.09	29.81	28.28	29.45	30.14	26.07	29.5	29.22	27.32	33.92
10 - 11	28.42	29.14	28.38	27.09	28.53	25.79	29.58	28.25	27.06	33.98
11 - 12	23.15	25.91	27.38	26.03	28.2	24.64	27.45	26.37	25.96	32.12
12 - 13	26.21	28.5	23.59	26.1	28.31	27.44	28.86	26.63	28.04	31.98
13 - 14	24.79	27.38	22.44	25.38	27.61	26.15	26.02	25.5	26.08	31.28
14 - 15	25.26	26.54	26.36	25.77	28.45	26.38	28	26.53	27.15	32.06
15 - 16	25.79	26.49	27	25.91	28.88	27.64	25.32	26.85	26.09	31.86
16 - 17	23.57	26.96	28.91	28.91	27.81	26.42	28.81	27.15	27.58	33.02
17 - 18	28.92	26.65	25.78	27.37	28.15	28.08	29.58	27.41	28.92	33.12
18 - 19	28.36	29.31	29.24	29.4	29.09	27.1	29.72	29.08	28.27	34.38
19 - 20	27.6	28.61	31.08	29.68	28.79	28.24	31	29.04	28.98	34.44
20 - 21	31.1	31.1	28.62	28.73	28.09	28.55	33.62	29.44	30.05	35.34
21 - 22	26.08	31.94	27.92	31.19	27.71	31.17	26.44	29.18	29.14	35.5
22 - 23	30.1	29.1	29.46	27.54	28.61	28.59	32	28.88	29.58	34.66
23 - 24	29.5	30.44	28	28.43	32.62	28.18	28.67	29.68	28.29	35.32
Totals	684.6	687.1	638.4	670.5	669.5	616.3	683.2			
% of Total	14.72%	14.78%	13.73%	14.42%	14.4%	13.25%	14.69%			

Incoming Weekly Speeds
Hall Lane facing into the Village

from Sat-Sep-04-2021-05-00-PM to Wed-Dec-01-2021-02-59-PM

	15/11/2021	to	21/11/2021							
	Monday	Tuesday	Wednesday	Thursday	Friday	Saturday	Sunday	Week	Weekend	Week Day 85%
Hour	15/11/2021	16/11/2021	17/11/2021	18/11/2021	19/11/2021	20/11/2021	21/11/2021	Day Avg	Avg	Avg Speed
0 - 1	37	24.5	0	0	0	0	0	30.75	0	37.5
1 - 2	32	0	0	0	0	0	0	32	0	35
2 - 3	37	32	0	0	0	0	0	35.33	0	37.5
3 - 4	0	0	0	0	0	0	0	0	0	0
4 - 5	37	0	0	0	0	0	0	37	0	40
5 - 6	35.33	37	0	0	0	0	0	36.17	0	45
6 - 7	34	35	0	0	0	0	0	34.5	0	42.5
7 - 8	29.5	31.5	0	0	0	0	0	30.83	0	35
8 - 9	29.27	30.04	0	0	0	0	0	29.68	0	35
9 - 10	30.24	29.78	0	0	0	0	0	30.01	0	34.5
10 - 11	25.94	23.21	0	0	0	0	0	24.55	0	32.1
11 - 12	28.12	19.62	0	0	0	0	0	23.15	0	29.65
12 - 13	25.36	22.38	0	0	0	0	0	23.76	0	31
13 - 14	25.27	26.25	0	0	0	0	0	25.67	0	31.45
14 - 15	25.87	22	0	0	0	0	0	23.84	0	31.9
15 - 16	27.11	25.59	0	0	0	0	0	26.36	0	33
16 - 17	27.27	27.75	0	0	0	0	0	27.5	0	33.4
17 - 18	27.68	26.06	0	0	0	0	0	26.95	0	32.6
18 - 19	29.3	27.82	0	0	0	0	0	28.47	0	33.95
19 - 20	29.47	28.91	0	0	0	0	0	29.16	0	34.1
20 - 21	28.59	28.32	0	0	0	0	0	28.44	0	33.45
21 - 22	28.38	0	0	0	0	0	0	28.38	0	33
22 - 23	31.69	0	0	0	0	0	0	31.69	0	38.3
23 - 24	28.88	0	0	0	0	0	0	28.88	0	37.5
Totals	690.4	497.6	0	0	0	0	0			
% of Total	58.11%	41.89%	0%	0%	0%	0%	0%			

Incoming Weekly Speeds
Hall Lane facing into the Village

from Sat-Sep-04-2021-05-00-PM to Wed-Dec-01-2021-02-59-PM

	22/11/2021	to	28/11/2021							
	Monday	Tuesday	Wednesday	Thursday	Friday	Saturday	Sunday	Week	Weekend	Week Day 85%
Hour	22/11/2021	23/11/2021	24/11/2021	25/11/2021	26/11/2021	27/11/2021	28/11/2021	Day Avg	Avg	Avg Speed
0 - 1	0	0	0	0	0	0	0	0	0	0
1 - 2	0	0	0	0	0	0	0	0	0	0
2 - 3	0	0	0	0	0	0	0	0	0	0
3 - 4	0	0	0	0	0	0	0	0	0	0
4 - 5	0	0	0	0	0	0	0	0	0	0
5 - 6	0	0	0	0	0	0	0	0	0	0
6 - 7	0	0	0	0	0	0	0	0	0	0
7 - 8	0	0	0	0	0	0	0	0	0	0
8 - 9	0	0	0	0	0	0	0	0	0	0
9 - 10	0	0	0	0	0	0	0	0	0	0
10 - 11	0	0	0	0	0	0	0	0	0	0
11 - 12	0	0	0	0	0	0	0	0	0	0
12 - 13	0	0	0	0	0	0	0	0	0	0
13 - 14	0	0	0	0	0	0	0	0	0	0
14 - 15	0	0	0	0	0	0	0	0	0	0
15 - 16	0	0	0	0	0	0	0	0	0	0
16 - 17	0	0	0	0	0	0	0	0	0	0
17 - 18	0	0	0	0	0	0	0	0	0	0
18 - 19	0	0	0	0	0	0	0	0	0	0
19 - 20	0	0	0	0	0	0	0	0	0	0
20 - 21	0	0	0	0	0	0	0	0	0	0
21 - 22	0	0	0	0	0	0	0	0	0	0
22 - 23	0	0	0	0	0	0	0	0	0	0
23 - 24	0	0	0	0	0	0	0	0	0	0
Totals	0	0	0	0	0	0	0			
% of Total	0%	0%	0%	0%	0%	0%	0%			

Incoming Weekly Speeds
Hall Lane facing into the Village

from Sat-Sep-04-2021-05-00-PM to Wed-Dec-01-2021-02-59-PM

	29/11/2021	to	05/12/2021							
	Monday	Tuesday	Wednesday	Thursday	Friday	Saturday	Sunday	Week	Weekend	Week Day 85%
Hour	29/11/2021	30/11/2021	01/12/2021	02/12/2021	03/12/2021	04/12/2021	05/12/2021	Day Avg	Avg	Avg Speed
0 - 1	0	0	0	*	*	*	*	*	*	0
1 - 2	0	0	0	*	*	*	*	*	*	0
2 - 3	0	0	0	*	*	*	*	*	*	0
3 - 4	0	0	0	*	*	*	*	*	*	0
4 - 5	0	0	0	*	*	*	*	*	*	0
5 - 6	0	0	0	*	*	*	*	*	*	0
6 - 7	0	0	0	*	*	*	*	*	*	0
7 - 8	0	0	0	*	*	*	*	*	*	0
8 - 9	0	0	0	*	*	*	*	*	*	0
9 - 10	0	0	0	*	*	*	*	*	*	0
10 - 11	0	0	0	*	*	*	*	*	*	0
11 - 12	0	0	0	*	*	*	*	*	*	0
12 - 13	0	0	0	*	*	*	*	*	*	0
13 - 14	0	0	0	*	*	*	*	*	*	0
14 - 15	0	0	0	*	*	*	*	*	*	0
15 - 16	0	0	*	*	*	*	*	*	*	0
16 - 17	0	0	*	*	*	*	*	*	*	0
17 - 18	0	0	*	*	*	*	*	*	*	0
18 - 19	0	0	*	*	*	*	*	*	*	0
19 - 20	0	0	*	*	*	*	*	*	*	0
20 - 21	0	0	*	*	*	*	*	*	*	0
21 - 22	0	0	*	*	*	*	*	*	*	0
22 - 23	0	0	*	*	*	*	*	*	*	0
23 - 24	0	0	*	*	*	*	*	*	*	0
Totals	0	0	0	0	0	0	0			
% of Total	0%	0%	0%	0%	0%	0%	0%			

Incoming Monthly Speeds
Hall Lane facing into the Village

from Sat-Sep-04-2021-05-00-PM to Wed-Dec-01-2021-02-59-PM

Hour	Sep 2021							Week Day Avg	Weekend Avg	Week Day 85% Avg Speed
	Monday	Tuesday	Wednesday	Thursday	Friday	Saturday	Sunday			
0 - 1	31	27	28.67	0	30.67	29	26.19	30.13	26.86	33.75
1 - 2	0	28.67	33.67	34.5	0	29.62	19.5	32	27.6	41.67
2 - 3	32	25.33	26.17	28.67	29.67	0	28.67	28.05	28.67	34.5
3 - 4	30.33	30.33	27	27	27	27.2	30.33	28.67	28.38	34
4 - 5	24.86	28.67	30.75	29	28	28.78	24.5	27.96	28	32.32
5 - 6	27.85	27.94	28	28.5	29.47	29.21	29.5	28.33	29.32	32.08
6 - 7	29.22	29.48	28.05	28.4	28.1	29.14	28.23	28.69	28.75	34.26
7 - 8	27.99	27.95	28.11	28.54	28.29	26.48	28.03	28.16	27.13	32.62
8 - 9	27.02	26.84	26.35	26.12	26.9	26.45	27.56	26.67	26.98	31.36
9 - 10	25.82	25.49	25.98	26.28	25.62	26.67	26.92	25.85	26.8	30.4
10 - 11	24.83	24.08	25.28	24.98	26.69	26.76	26.47	25.22	26.61	29.76
11 - 12	26.04	25.01	23.87	26.02	26.03	24.84	26.76	25.39	25.7	30.34
12 - 13	24.78	25.98	25.97	26.53	27.09	26	26.31	26.09	26.16	30.76
13 - 14	23.94	24.85	25.92	25.89	26.45	26.28	26.36	25.41	26.32	30.02
14 - 15	24.74	25.8	24.78	25.93	25.77	25.81	26.25	25.41	26.05	29.94
15 - 16	25.48	25.74	26.72	24.69	26.38	25.85	26.06	25.79	25.97	30.84
16 - 17	26.56	26.35	27.25	26.67	26.77	26.08	26.96	26.72	26.49	31.26
17 - 18	27.1	26.9	26.88	27.33	27.32	27.12	26.09	27.12	26.66	32.06
18 - 19	26.21	26.61	27.47	26.76	27.16	27.04	26.22	26.88	26.69	31.7
19 - 20	25.01	27.19	26.81	26.83	26.98	26.47	27.17	26.61	26.73	31.08
20 - 21	27.52	26.65	26.98	25.67	27.72	27.79	26.12	26.89	27.05	31.76
21 - 22	27.57	27.43	26.89	27.9	27.62	28.51	26.14	27.49	27.49	32.7
22 - 23	28.69	29.47	28.18	28.21	28.63	26.74	27.38	28.56	26.89	34.84
23 - 24	28.2	25.33	25.75	27.86	30.75	29.25	29.2	28.52	29.24	32.16

Incoming Monthly Speeds
Hall Lane facing into the Village

from Sat-Sep-04-2021-05-00-PM to Wed-Dec-01-2021-02-59-PM

Hour	Oct 2021							Week Day Avg	Weekend Avg	Week Day 85% Avg Speed
	Monday	Tuesday	Wednesday	Thursday	Friday	Saturday	Sunday			
0 - 1	30.75	29.5	28.67	27	27.71	30.93	28.58	28.75	29.58	32.66
1 - 2	30.33	27	37	27	32	30.75	32.62	30.75	32	39
2 - 3	0	0	0	29.5	33.67	35.33	34.5	31.29	34.86	36.25
3 - 4	0	32	0	33.25	29.5	0	27	32	27	35
4 - 5	32	35.33	35	35.88	36.17	34	32	35.5	33.54	40.66
5 - 6	31.12	32.33	31.06	30.89	30.57	30.89	37	31.19	33.07	38.02
6 - 7	30.64	29.47	32.38	31.7	27.59	30	30.83	30.19	30.32	36.42
7 - 8	29.93	29.46	28.75	29.61	29.46	27.13	31.4	29.47	28.56	34.76
8 - 9	26.78	27.01	28.83	28.87	27.94	27.55	29.29	27.89	28.23	33.58
9 - 10	26.52	28.18	25.95	24.92	27.07	27.88	28.18	26.36	27.99	32.9
10 - 11	27.6	25.85	25.87	24.5	26.91	27.13	27.98	26.11	27.48	32.36
11 - 12	25.62	26.07	25.37	25.76	26.08	26.79	28.15	25.78	27.42	31.9
12 - 13	25.79	26.02	26.15	25.4	27.18	28.47	29	26.1	28.71	31.72
13 - 14	25.86	25.4	26.4	24.67	26.67	28	28.53	25.79	28.23	32.24
14 - 15	27.02	26.64	27.46	25.47	27.14	27.54	28.63	26.67	28	32.96
15 - 16	28.23	26.82	28.57	26.53	27.37	27.52	28.78	27.4	28.06	33.18
16 - 17	28.78	28.27	28.18	27.12	27.45	27.29	29.49	27.85	28.38	33.84
17 - 18	28.53	28.58	28.93	27.45	27.68	26.78	28.75	28.23	27.6	33.7
18 - 19	28.2	28.58	29.25	28.31	26.81	27.78	28.32	28.22	27.98	33.66
19 - 20	28.66	29.79	29.73	26.22	27.93	27.42	29.07	28.32	27.99	34.56
20 - 21	27.77	29.59	29.04	28.25	27.25	29.23	28.48	28.31	28.95	34.22
21 - 22	30.65	30.34	30.63	29.89	27.75	28.74	30.69	29.69	29.66	36.1
22 - 23	29.16	31.62	30.1	29	29.17	28.04	31.82	29.56	29.1	36.16
23 - 24	26.62	28.67	32.07	33.45	28.92	30.5	30.46	30.03	30.49	35.14

Incoming Monthly Speeds
Hall Lane facing into the Village

from Sat-Sep-04-2021-05-00-PM to Wed-Dec-01-2021-02-59-PM

Hour	Nov 2021							Week Day Avg	Weekend Avg	Week Day 85% Avg Speed
	Monday	Tuesday	Wednesday	Thursday	Friday	Saturday	Sunday			
0 - 1	34.14	32.4	31	28.88	32	31.17	30.85	31.78	31	38
1 - 2	30.12	32	0	27	32	32	28.36	30.67	29.65	33.75
2 - 3	38.25	30.33	24.5	42	0	0	31.17	33.5	31.17	37.5
3 - 4	47	32	37	0	28.67	22	37	34.14	29.5	41.25
4 - 5	35.33	37	30.33	30.75	12	0	0	30.75	0	34
5 - 6	35.75	36	32	34.5	43.67	34.5	27	36.21	32	41.66
6 - 7	33.44	33.62	35.23	31.69	35.85	33.43	34	33.83	33.67	40.5
7 - 8	31.33	30.55	32.24	27.88	31	32.1	30.75	30.87	31.5	36.26
8 - 9	29.15	30.33	29.16	28.83	28.49	28.21	30.6	29.27	29.21	35.08
9 - 10	29.1	28.81	28.68	29.23	30.34	27.27	29.68	29.2	28.05	34.16
10 - 11	25.14	25.49	26.87	26.38	29.38	26.19	30.71	26.31	27.78	33.26
11 - 12	23.55	24.14	28.15	25.59	27.28	26.22	27.2	25.59	26.66	31.42
12 - 13	26.07	25.31	26.07	27.33	28.31	27.47	27.53	26.51	27.5	32.66
13 - 14	24.91	25.9	25.62	26.47	27.83	26.57	29.04	25.96	27.83	32.44
14 - 15	25.48	24.94	27.12	27.14	28.24	26.06	29.16	26.48	27.55	32.76
15 - 16	26.24	26.02	27.63	25.81	28.84	25.89	26.27	26.81	26.09	32.3
16 - 17	25.73	27.9	29.01	28.79	28.54	25.32	28.39	27.83	26.8	33.64
17 - 18	27.96	27.37	26.09	27.98	27.87	27.31	29.56	27.49	28.52	33.26
18 - 19	29.16	29.05	28.47	28.79	28.64	27.92	28.92	28.86	28.33	34.3
19 - 20	28.62	29.14	29.87	29.84	29.19	28.54	30.49	29.22	29.23	34.54
20 - 21	29.38	30.18	28.67	29.6	29.51	28.85	33.63	29.47	30.59	34.92
21 - 22	27.96	31.41	30	30.68	28.19	31.14	29.68	29.44	30.46	35.88
22 - 23	32.08	29.65	29.74	28.43	29.62	29.47	31.62	30.09	30.09	36.3
23 - 24	29.22	32.38	29	29	32.07	29.86	27.56	30.15	29.19	36.44

Incoming Monthly Speeds
Hall Lane facing into the Village

from Sat-Sep-04-2021-05-00-PM to Wed-Dec-01-2021-02-59-PM

Hour	Dec 2021							Week Day Avg	Weekend Avg	Week Day 85% Avg Speed
	Monday	Tuesday	Wednesday	Thursday	Friday	Saturday	Sunday			
0 - 1	*	*	0	*	*	*	*	*	*	0
1 - 2	*	*	0	*	*	*	*	*	*	0
2 - 3	*	*	0	*	*	*	*	*	*	0
3 - 4	*	*	0	*	*	*	*	*	*	0
4 - 5	*	*	0	*	*	*	*	*	*	0
5 - 6	*	*	0	*	*	*	*	*	*	0
6 - 7	*	*	0	*	*	*	*	*	*	0
7 - 8	*	*	0	*	*	*	*	*	*	0
8 - 9	*	*	0	*	*	*	*	*	*	0
9 - 10	*	*	0	*	*	*	*	*	*	0
10 - 11	*	*	0	*	*	*	*	*	*	0
11 - 12	*	*	0	*	*	*	*	*	*	0
12 - 13	*	*	0	*	*	*	*	*	*	0
13 - 14	*	*	0	*	*	*	*	*	*	0
14 - 15	*	*	0	*	*	*	*	*	*	0
15 - 16	*	*	*	*	*	*	*	*	*	0
16 - 17	*	*	*	*	*	*	*	*	*	0
17 - 18	*	*	*	*	*	*	*	*	*	0
18 - 19	*	*	*	*	*	*	*	*	*	0
19 - 20	*	*	*	*	*	*	*	*	*	0
20 - 21	*	*	*	*	*	*	*	*	*	0
21 - 22	*	*	*	*	*	*	*	*	*	0
22 - 23	*	*	*	*	*	*	*	*	*	0
23 - 24	*	*	*	*	*	*	*	*	*	0

Incoming Weekly EightyFifthSpeeds
Hall Lane facing into the Village

from Sat-Sep-04-2021-05-00-PM to Wed-Dec-01-2021-02-59-PM

	30/08/2021	to	05/09/2021							
	Monday	Tuesday	Wednesday	Thursday	Friday	Saturday	Sunday	Week	Weekend	Week Day 85%
Hour	30/08/2021	31/08/2021	01/09/2021	02/09/2021	03/09/2021	04/09/2021	05/09/2021	Day Avg	Avg	Avg Speed
0 - 1	*	*	*	*	*	*	30	0	30	0
1 - 2	*	*	*	*	*	*	30	0	30	0
2 - 3	*	*	*	*	*	*	30	0	30	0
3 - 4	*	*	*	*	*	*	35	0	35	0
4 - 5	*	*	*	*	*	*	0	0	0	0
5 - 6	*	*	*	*	*	*	30	0	30	0
6 - 7	*	*	*	*	*	*	33.8	0	33.8	0
7 - 8	*	*	*	*	*	*	33.3	0	33.3	0
8 - 9	*	*	*	*	*	*	32.9	0	32.9	0
9 - 10	*	*	*	*	*	*	31.9	0	31.9	0
10 - 11	*	*	*	*	*	*	31.5	0	31.5	0
11 - 12	*	*	*	*	*	*	31.7	0	31.7	0
12 - 13	*	*	*	*	*	*	30.8	0	30.8	0
13 - 14	*	*	*	*	*	*	31.4	0	31.4	0
14 - 15	*	*	*	*	*	*	31.2	0	31.2	0
15 - 16	*	*	*	*	*	*	31.4	0	31.4	0
16 - 17	*	*	*	*	*	30	32.5	0	31.25	0
17 - 18	*	*	*	*	*	29.8	30	0	29.9	0
18 - 19	*	*	*	*	*	32.7	29.8	0	31.25	0
19 - 20	*	*	*	*	*	31.7	31.7	0	31.7	0
20 - 21	*	*	*	*	*	33.2	29.4	0	31.3	0
21 - 22	*	*	*	*	*	33.3	33.3	0	33.3	0
22 - 23	*	*	*	*	*	33	28.3	0	30.65	0
23 - 24	*	*	*	*	*	30	0	0	30	0
Totals	0	0	0	0	0	253.7	689.9			
% of Total	0%	0%	0%	0%	0%	26.89%	73.11%			

Incoming Weekly EightyFifthSpeeds
Hall Lane facing into the Village

from Sat-Sep-04-2021-05-00-PM to Wed-Dec-01-2021-02-59-PM

	06/09/2021	to	12/09/2021							
	Monday	Tuesday	Wednesday	Thursday	Friday	Saturday	Sunday	Week	Weekend	Week Day 85%
Hour	06/09/2021	07/09/2021	08/09/2021	09/09/2021	10/09/2021	11/09/2021	12/09/2021	Day Avg	Avg	Avg Speed
0 - 1	30	0	30	0	30	35	30	30	32.5	30
1 - 2	0	0	35	35	0	30	0	35	30	35
2 - 3	0	0	30	30	30	0	0	30	0	30
3 - 4	35	0	0	0	35	30	0	35	30	35
4 - 5	30	35	35	30	30	30	0	32	30	32
5 - 6	30	30	29	32.5	33.3	33.3	35	30.96	34.15	30.96
6 - 7	35	36	34.2	34.3	34.2	45	30	34.74	37.5	34.74
7 - 8	31.7	31	32.8	33.1	31.8	29.6	30	32.08	29.8	32.08
8 - 9	32.7	32.1	32.3	29.2	30.6	31	32.8	31.38	31.9	31.38
9 - 10	29.8	29.4	30	29.6	31.7	31.7	31.2	30.1	31.45	30.1
10 - 11	29.3	27.5	30	29.8	30	32.1	30.7	29.32	31.4	29.32
11 - 12	29.8	30	29.5	32.5	29.7	31.4	32.3	30.3	31.85	30.3
12 - 13	28.6	30.6	29.4	31.2	31.7	29.7	31.7	30.3	30.7	30.3
13 - 14	27.5	28.9	32.5	32.8	31	30.7	32.5	30.54	31.6	30.54
14 - 15	28.4	29.5	29.8	32.7	31.4	31.2	29.1	30.36	30.15	30.36
15 - 16	29.1	29.1	33.5	29.3	32.3	32.8	32.1	30.66	32.45	30.66
16 - 17	29.7	31.1	32	29.7	33	30	32	31.1	31	31.1
17 - 18	32.3	31.7	31.8	31.7	32	33.3	31.7	31.9	32.5	31.9
18 - 19	31.7	30.8	31.5	31.2	33.2	32	29.6	31.68	30.8	31.68
19 - 20	29	32.5	30	31.2	32.5	32.9	33.3	31.04	33.1	31.04
20 - 21	35	31.7	30	32.5	32	31.7	29.2	32.24	30.45	32.24
21 - 22	30	35	30	32.5	29	31.7	29.4	31.3	30.55	31.3
22 - 23	30	30	35	30	30	30	33.3	31	31.65	31
23 - 24	0	0	25	30	35	35	30	30	32.5	30
Totals	644.6	591.9	718.3	690.8	729.4	740.1	625.9			
% of Total	13.6%	12.48%	15.15%	14.57%	15.38%	15.61%	13.2%			

Incoming Weekly EightyFifthSpeeds
Hall Lane facing into the Village

from Sat-Sep-04-2021-05-00-PM to Wed-Dec-01-2021-02-59-PM

	13/09/2021	to	19/09/2021							
	Monday	Tuesday	Wednesday	Thursday	Friday	Saturday	Sunday	Week	Weekend	Week Day 85%
Hour	13/09/2021	14/09/2021	15/09/2021	16/09/2021	17/09/2021	18/09/2021	19/09/2021	Day Avg	Avg	Avg Speed
0 - 1	0	30	0	0	30	40	40	30	40	30
1 - 2	0	30	0	0	0	32.5	15	30	23.75	30
2 - 3	35	0	32.5	35	35	0	35	34.38	35	34.38
3 - 4	0	35	35	0	0	0	0	35	0	35
4 - 5	0	30	35	33.3	30	33.3	30	32.08	31.65	32.08
5 - 6	30	30	28.8	32.5	30	30	35	30.26	32.5	30.26
6 - 7	35	35	32.5	34	33.1	35	35	33.92	35	33.92
7 - 8	32.8	33.1	32.3	32.5	33.1	32.5	32.5	32.76	32.5	32.76
8 - 9	31.8	32	30	29.9	31.8	32.5	35	31.1	33.75	31.1
9 - 10	29.7	30	29.7	31.7	30.6	31.5	33.3	30.34	32.4	30.34
10 - 11	29.2	29.7	29.6	30	29.3	32.5	32.5	29.56	32.5	29.56
11 - 12	30	29.1	29.8	31.4	29.4	28.8	30	29.94	29.4	29.94
12 - 13	30	31.7	32	31.2	29.4	30	30.8	30.86	30.4	30.86
13 - 14	29.3	29.8	30	29.3	29.6	32.5	30	29.6	31.25	29.6
14 - 15	30.8	30.7	28.9	29.5	30.6	31.4	29.6	30.1	30.5	30.1
15 - 16	31.1	32.5	31.1	30	30.5	32	29.8	31.04	30.9	31.04
16 - 17	29.9	29.8	31	32.5	29.8	31.7	33	30.6	32.35	30.6
17 - 18	32.1	33	30.6	31	32.8	29.6	34.4	31.9	32	31.9
18 - 19	30	32.1	34.2	32.7	32.1	30.8	29.4	32.22	30.1	32.22
19 - 20	31.2	33.6	29.6	31	29.8	31	33.3	31.04	32.15	31.04
20 - 21	30	30	31.2	29.5	32.5	33.6	30	30.64	31.8	30.64
21 - 22	32.5	31.7	32.5	32.5	35	35	30	32.84	32.5	32.84
22 - 23	32.5	40	30	35	37.5	35	30	35	32.5	35
23 - 24	35	30	30	35	35	35	35	33	35	33
Totals	627.9	728.8	686.3	669.5	696.9	716.2	728.6			
% of Total	12.94%	15.01%	14.14%	13.79%	14.36%	14.75%	15.01%			

Incoming Weekly EightyFifthSpeeds
Hall Lane facing into the Village

from Sat-Sep-04-2021-05-00-PM to Wed-Dec-01-2021-02-59-PM

	20/09/2021	to	26/09/2021							
	Monday	Tuesday	Wednesday	Thursday	Friday	Saturday	Sunday	Week	Weekend	Week Day 85%
Hour	20/09/2021	21/09/2021	22/09/2021	23/09/2021	24/09/2021	25/09/2021	26/09/2021	Day Avg	Avg	Avg Speed
0 - 1	30	0	35	0	40	30	35	35	32.5	35
1 - 2	0	40	45	40	0	35	0	41.67	35	41.67
2 - 3	35	35	0	0	40	0	30	36.67	30	36.67
3 - 4	35	0	35	30	25	30	35	31.25	32.5	31.25
4 - 5	25	0	0	30	35	30	0	30	30	30
5 - 6	35	30	35	30	35	33.8	35	33	34.4	33
6 - 7	34.4	35	33.3	36.7	32.5	31.7	30	34.38	30.85	34.38
7 - 8	32.1	33.3	32.6	32.7	32.7	33.3	30	32.68	31.65	32.68
8 - 9	30	31.5	31.7	32	31.7	29.7	31.2	31.38	30.45	31.38
9 - 10	31.8	30.7	32.3	32.1	29.7	32	30.8	31.32	31.4	31.32
10 - 11	30	29.5	31.1	30	31.5	30	30	30.42	30	30.42
11 - 12	32.5	30	29.1	30.7	30.7	31.2	33	30.6	32.1	30.6
12 - 13	33	31.2	29.8	32.5	33.3	32	30	31.96	31	31.96
13 - 14	29.5	30	31.1	29.4	31	32.3	29.8	30.2	31.05	30.2
14 - 15	31.7	30.7	32.1	29.5	29.6	29.8	33	30.72	31.4	30.72
15 - 16	31.8	29.6	33.5	29.8	31.2	29.6	32.1	31.18	30.85	31.18
16 - 17	33.1	31	32.2	30.7	32	31.9	31.7	31.8	31.8	31.8
17 - 18	33	29.7	33.1	31.9	31.8	32.9	30.8	31.9	31.85	31.9
18 - 19	31.7	29.8	31.4	32	32.3	31.2	32.5	31.44	31.85	31.44
19 - 20	29.6	32.5	31.2	32.1	31.7	31.7	29.5	31.42	30.6	31.42
20 - 21	32.5	30	33.3	32.5	36.7	31.2	32.5	33	31.85	33
21 - 22	30	30	33.3	33.8	32.5	35	30	31.92	32.5	31.92
22 - 23	40	32.5	35	34	37.5	33.3	35	35.8	34.15	35.8
23 - 24	30	30	30	30	40	33.3	35	32	34.15	32
Totals	736.7	662	726.1	702.4	763.4	730.9	701.9			
% of Total	14.67%	13.18%	14.45%	13.98%	15.2%	14.55%	13.97%			

Incoming Weekly EightyFifthSpeeds
Hall Lane facing into the Village

from Sat-Sep-04-2021-05-00-PM to Wed-Dec-01-2021-02-59-PM

	27/09/2021	to	03/10/2021							
	Monday	Tuesday	Wednesday	Thursday	Friday	Saturday	Sunday	Week	Weekend	Week Day 85%
Hour	27/09/2021	28/09/2021	29/09/2021	30/09/2021	01/10/2021	02/10/2021	03/10/2021	Day Avg	Avg	Avg Speed
0 - 1	45	0	0	0	0	0	0	45	0	45
1 - 2	0	0	0	0	0	0	0	0	0	0
2 - 3	0	0	0	0	0	0	0	0	0	0
3 - 4	30	0	0	0	0	0	0	30	0	30
4 - 5	35	0	0	0	0	0	0	35	0	35
5 - 6	30	0	0	0	0	0	0	30	0	30
6 - 7	34.4	0	0	0	0	0	0	34.4	0	34.4
7 - 8	31.7	0	0	0	0	0	0	31.7	0	31.7
8 - 9	31.8	0	0	0	0	0	0	31.8	0	31.8
9 - 10	29.6	0	0	0	0	0	0	29.6	0	29.6
10 - 11	32.2	0	0	0	0	0	0	32.2	0	32.2
11 - 12	32.5	0	0	0	0	0	0	32.5	0	32.5
12 - 13	0	0	0	0	0	0	0	0	0	0
13 - 14	0	0	0	0	0	0	0	0	0	0
14 - 15	0	0	0	0	0	0	0	0	0	0
15 - 16	0	0	0	0	0	0	0	0	0	0
16 - 17	0	0	0	0	0	0	0	0	0	0
17 - 18	0	0	0	0	0	0	0	0	0	0
18 - 19	0	0	0	0	0	0	0	0	0	0
19 - 20	0	0	0	0	0	0	0	0	0	0
20 - 21	0	0	0	0	0	0	0	0	0	0
21 - 22	0	0	0	0	0	0	0	0	0	0
22 - 23	0	0	0	0	0	0	0	0	0	0
23 - 24	0	0	0	0	0	0	0	0	0	0
Totals	332.2	0	0	0	0	0	0			
% of Total	100%	0%	0%	0%	0%	0%	0%			

Incoming Weekly EightyFifthSpeeds
Hall Lane facing into the Village

from Sat-Sep-04-2021-05-00-PM to Wed-Dec-01-2021-02-59-PM

	04/10/2021	to	10/10/2021							
	Monday	Tuesday	Wednesday	Thursday	Friday	Saturday	Sunday	Week	Weekend	Week Day 85%
Hour	04/10/2021	05/10/2021	06/10/2021	07/10/2021	08/10/2021	09/10/2021	10/10/2021	Day Avg	Avg	Avg Speed
0 - 1	0	0	0	30	35	30	35	32.5	32.5	32.5
1 - 2	0	0	0	0	45	0	35	45	35	45
2 - 3	0	0	0	0	0	0	45	0	45	0
3 - 4	0	0	0	0	35	0	30	35	30	35
4 - 5	0	0	0	45	45	35	35	45	35	45
5 - 6	0	0	0	45	35	40	45	40	42.5	40
6 - 7	0	0	0	40	37.5	40	40	38.75	40	38.75
7 - 8	0	0	0	35	37	33.3	38.3	36	35.8	36
8 - 9	0	0	0	34.1	33.6	32.5	31.7	33.85	32.1	33.85
9 - 10	0	0	0	33.6	33.9	33.9	33.8	33.75	33.85	33.75
10 - 11	0	0	0	33.8	33.1	33.1	33.3	33.45	33.2	33.45
11 - 12	0	0	0	33.6	31.9	31.8	36	32.75	33.9	32.75
12 - 13	0	0	0	31.7	33.8	35	33.9	32.75	34.45	32.75
13 - 14	0	0	0	30	35	34.4	34.5	32.5	34.45	32.5
14 - 15	0	0	0	32.5	33.9	33.1	34.5	33.2	33.8	33.2
15 - 16	0	0	0	32.3	34	32.1	35	33.15	33.55	33.15
16 - 17	0	0	0	33.6	33.3	35	34.7	33.45	34.85	33.45
17 - 18	0	0	34.8	32.3	33.7	33.8	34.3	33.6	34.05	33.6
18 - 19	0	0	35	34	33.7	34.5	34	34.23	34.25	34.23
19 - 20	0	0	36.7	33.3	36.7	32.7	37.5	35.57	35.1	35.57
20 - 21	0	0	35	37.5	33.3	34.5	35	35.27	34.75	35.27
21 - 22	0	0	34	35	30	35	37.5	33	36.25	33
22 - 23	0	0	35	32.5	37.5	36.7	45	35	40.85	35
23 - 24	0	0	37.5	35	40	35	40	37.5	37.5	37.5
Totals	0	0	248	729.8	816.9	721.4	874			
% of Total	0%	0%	7.32%	21.53%	24.1%	21.28%	25.78%			

Incoming Weekly EightyFifthSpeeds
Hall Lane facing into the Village

from Sat-Sep-04-2021-05-00-PM to Wed-Dec-01-2021-02-59-PM

	11/10/2021	to	17/10/2021							
	Monday	Tuesday	Wednesday	Thursday	Friday	Saturday	Sunday	Week	Weekend	Week Day 85%
Hour	11/10/2021	12/10/2021	13/10/2021	14/10/2021	15/10/2021	16/10/2021	17/10/2021	Day Avg	Avg	Avg Speed
0 - 1	35	35	0	0	30	40	40	33.33	40	33.33
1 - 2	0	0	40	30	0	0	40	35	40	35
2 - 3	0	0	0	0	40	30	0	40	30	40
3 - 4	0	0	0	40	0	0	30	40	30	40
4 - 5	0	50	45	45	40	40	30	45	35	45
5 - 6	35	40	32.5	30	30	40	40	33.5	40	33.5
6 - 7	35	33.3	37.5	38.8	35	37.5	25	35.92	31.25	35.92
7 - 8	37.5	34.4	35	34.3	32.5	30	40	34.74	35	34.74
8 - 9	33	33.1	33.3	34.4	33.8	32.5	35	33.52	33.75	33.52
9 - 10	31.2	33.9	33.9	33.2	33.3	33.8	33.8	33.1	33.8	33.1
10 - 11	33.8	33.3	32	31.4	32.1	34.6	34	32.52	34.3	32.52
11 - 12	29.6	34.2	32.8	31.9	33	33.9	33.3	32.3	33.6	32.3
12 - 13	28.7	30.6	33.3	30	32.2	34.2	35	30.96	34.6	30.96
13 - 14	31.4	33.9	32.5	32.7	31.9	33.5	33.2	32.48	33.35	32.48
14 - 15	32.2	33.1	32.7	33.3	34.4	33.3	33.8	33.14	33.55	33.14
15 - 16	33.3	31.1	33.5	31.1	33.6	32.8	35	32.52	33.9	32.52
16 - 17	35	33.5	33.6	32.8	33.8	32.9	33.1	33.74	33	33.74
17 - 18	33.2	33.3	33.8	33.9	34.2	29.3	36	33.68	32.65	33.68
18 - 19	33.8	33.8	36.2	34.2	33.1	30	35	34.22	32.5	34.22
19 - 20	34.5	33.5	34.4	32.5	35	32.5	34	33.98	33.25	33.98
20 - 21	33	33.3	35	36.2	32.5	33.8	31.7	34	32.75	34
21 - 22	38.3	37.5	37.5	42.5	33.3	31.7	40	37.82	35.85	37.82
22 - 23	35	30	37.5	38.3	35	35	35	35.16	35	35.16
23 - 24	28.8	35	35	45	35	34.4	40	35.76	37.2	35.76
Totals	667.3	725.8	737	771.5	743.7	745.7	802.9			
% of Total	12.85%	13.97%	14.19%	14.85%	14.32%	14.36%	15.46%			

Incoming Weekly EightyFifthSpeeds
Hall Lane facing into the Village

from Sat-Sep-04-2021-05-00-PM to Wed-Dec-01-2021-02-59-PM

	18/10/2021	to	24/10/2021							
	Monday	Tuesday	Wednesday	Thursday	Friday	Saturday	Sunday	Week	Weekend	Week Day 85%
Hour	18/10/2021	19/10/2021	20/10/2021	21/10/2021	22/10/2021	23/10/2021	24/10/2021	Day Avg	Avg	Avg Speed
0 - 1	0	35	30	30	35	37.5	33.8	32.5	35.65	32.5
1 - 2	0	20	0	0	35	35	0	27.5	35	27.5
2 - 3	0	0	0	30	35	45	0	32.5	45	32.5
3 - 4	0	35	0	35	0	0	0	35	0	35
4 - 5	0	40	40	40	40	50	0	40	50	40
5 - 6	40	33.3	37.5	35	40	40	0	37.16	40	37.16
6 - 7	32.5	35	37.5	33.3	40	35	37.5	35.66	36.25	35.66
7 - 8	34.5	34	34.2	37.5	35	33.8	45	35.04	39.4	35.04
8 - 9	33.2	32.7	33	34.6	34.5	34.4	36.7	33.6	35.55	33.6
9 - 10	34	33.9	31.4	31.4	34.2	33	33	32.98	33	32.98
10 - 11	34	30.7	31.2	31	34.6	33.1	32.5	32.3	32.8	32.3
11 - 12	32.5	31.4	32	30	34.1	32.9	33.2	32	33.05	32
12 - 13	30	32	32.5	31.7	35	33.1	34.1	32.24	33.6	32.24
13 - 14	32.3	33.9	33.2	30.7	33.9	34.7	32.5	32.8	33.6	32.8
14 - 15	32.5	33.3	35	33.5	33.8	32.5	32.8	33.62	32.65	33.62
15 - 16	32.3	32.9	34.7	34.8	33.8	30	33.5	33.7	31.75	33.7
16 - 17	34.2	34.6	34.4	34.7	33.2	32.7	33.7	34.22	33.2	34.22
17 - 18	35	34.6	34.3	33.9	33.6	31.1	32	34.28	31.55	34.28
18 - 19	32.5	33.3	34.4	33.6	33.3	34.5	33.6	33.42	34.05	33.42
19 - 20	35	38.6	34.4	33.6	33.6	33.9	35	35.04	34.45	35.04
20 - 21	33	34.2	34.2	35	37.5	33.3	35	34.78	34.15	34.78
21 - 22	35	33.3	38.8	38.3	35	33.6	37.5	36.08	35.55	36.08
22 - 23	35	30	35	32.5	35	35	40	33.5	37.5	33.5
23 - 24	0	30	30	38.3	35	37.5	45	33.33	41.25	33.33
Totals	607.5	761.7	717.7	778.4	810.1	811.6	676.4			
% of Total	11.77%	14.75%	13.9%	15.08%	15.69%	15.72%	13.1%			

Incoming Weekly EightyFifthSpeeds
Hall Lane facing into the Village

from Sat-Sep-04-2021-05-00-PM to Wed-Dec-01-2021-02-59-PM

	25/10/2021	to	31/10/2021							
	Monday	Tuesday	Wednesday	Thursday	Friday	Saturday	Sunday	Week	Weekend	Week Day 85%
Hour	25/10/2021	26/10/2021	27/10/2021	28/10/2021	29/10/2021	30/10/2021	31/10/2021	Day Avg	Avg	Avg Speed
0 - 1	35	30	35	0	30	45	30	32.5	37.5	32.5
1 - 2	40	40	40	0	25	40	35	36.25	37.5	36.25
2 - 3	0	0	0	35	35	0	35	35	35	35
3 - 4	0	0	0	35	30	0	0	32.5	0	32.5
4 - 5	35	35	40	30	50	50	40	38	45	38
5 - 6	40	37.5	40	35	35	25	0	37.5	25	37.5
6 - 7	45	30	37.5	35	27.5	30	35	35	32.5	35
7 - 8	37.5	37.5	33.3	30	28.8	30	30	33.42	30	33.42
8 - 9	37	33.6	36.7	29	30	30	37.5	33.26	33.75	33.26
9 - 10	30	34.4	34.2	25	28.3	30	35	30.38	32.5	30.38
10 - 11	32	30.8	32	30	28.6	28.3	32.5	30.68	30.4	30.68
11 - 12	30.7	29.6	30.8	28.5	28.3	32.5	34.2	29.58	33.35	29.58
12 - 13	33.8	32.8	30.8	28.3	28.3	31.9	33.3	30.8	32.6	30.8
13 - 14	29.7	30	31.9	29.3	27	33	33.8	29.58	33.4	29.58
14 - 15	33.3	31.7	33.8	26.4	26.7	33.5	34.2	30.38	33.85	30.38
15 - 16	34.1	33.1	32.1	28.5	28.3	34.1	35	31.22	34.55	31.22
16 - 17	35	35	32.7	27.9	29.5	33.2	35	32.02	34.1	32.02
17 - 18	33.9	34.1	32.5	30.6	31.2	34.7	33.2	32.46	33.95	32.46
18 - 19	34.2	34	32.9	29.5	25.8	33.6	33.3	31.28	33.45	31.28
19 - 20	35	35	36.7	32.5	29.4	34.5	34	33.72	34.25	33.72
20 - 21	36.7	37.5	33.3	31.7	30	35	33.8	33.84	34.4	33.84
21 - 22	33.8	34.3	35	35	30	35	31.7	33.62	33.35	33.62
22 - 23	40	42.5	35	30	30	33.3	36.7	35.5	35	35.5
23 - 24	35	40	40	30	33.3	38.3	33.3	35.66	35.8	35.66
Totals	776.7	758.4	766.2	672.2	726	750.9	751.5			
% of Total	14.93%	14.58%	14.73%	12.92%	13.96%	14.44%	14.45%			

Incoming Weekly EightyFifthSpeeds
Hall Lane facing into the Village

from Sat-Sep-04-2021-05-00-PM to Wed-Dec-01-2021-02-59-PM

	01/11/2021	to	07/11/2021							
	Monday	Tuesday	Wednesday	Thursday	Friday	Saturday	Sunday	Week	Weekend	Week Day 85%
Hour	01/11/2021	02/11/2021	03/11/2021	04/11/2021	05/11/2021	06/11/2021	07/11/2021	Day Avg	Avg	Avg Speed
0 - 1	35	40	40	40	50	37.5	35	41	36.25	41
1 - 2	40	35	0	0	30	45	35	35	40	35
2 - 3	45	35	30	0	0	0	35	36.67	35	36.67
3 - 4	0	35	45	0	35	0	0	38.33	0	38.33
4 - 5	35	0	35	35	15	0	0	30	0	30
5 - 6	40	35	35	45	50	45	35	41	40	41
6 - 7	40	37.5	40	38.3	40	40	45	39.16	42.5	39.16
7 - 8	37.5	37.5	35	32.5	35	40	35	35.5	37.5	35.5
8 - 9	33.9	37.9	37	34.2	36.2	32.5	35	35.84	33.75	35.84
9 - 10	33.9	32.9	34.6	33.8	35	33.3	35	34.04	34.15	34.04
10 - 11	29.4	32.8	32.2	31.7	36.2	32.5	37.5	32.46	35	32.46
11 - 12	28.8	31.9	33.5	29.7	32.2	32.8	33.3	31.22	33.05	31.22
12 - 13	32.9	31.4	34.5	33.1	34	32.9	32.5	33.18	32.7	33.18
13 - 14	32.5	31.9	33.3	33.3	33	32.7	38.3	32.8	35.5	32.8
14 - 15	30	33.2	34.5	33.2	34.4	32.5	35	33.06	33.75	33.06
15 - 16	32.5	30.6	33.5	30.6	33.2	29.8	33.9	32.08	31.85	32.08
16 - 17	32.3	33.8	33.8	34.7	34.6	28.8	32.8	33.84	30.8	33.84
17 - 18	33.3	34	30.6	35.6	33.8	32.3	34.5	33.46	33.4	33.46
18 - 19	34.5	35.6	33.1	33.9	34.4	34.4	32.5	34.3	33.45	34.3
19 - 20	33.9	34.3	35.8	34.1	35	34.5	38	34.62	36.25	34.62
20 - 21	33	41.7	33.3	35	38	35	41.7	36.2	38.35	36.2
21 - 22	35	35	36.7	35	35	37.5	38.3	35.34	37.9	35.34
22 - 23	41.7	37.5	33.8	35	34.3	38	35	36.46	36.5	36.46
23 - 24	37.5	40	35	35	35	35	33.3	36.5	34.15	36.5
Totals	807.6	809.5	805.2	728.7	809.3	742	786.6			
% of Total	14.71%	14.75%	14.67%	13.28%	14.74%	13.52%	14.33%			

Incoming Weekly EightyFifthSpeeds
Hall Lane facing into the Village

from Sat-Sep-04-2021-05-00-PM to Wed-Dec-01-2021-02-59-PM

	08/11/2021	to	14/11/2021							
	Monday	Tuesday	Wednesday	Thursday	Friday	Saturday	Sunday	Week	Weekend	Week Day 85%
Hour	08/11/2021	09/11/2021	10/11/2021	11/11/2021	12/11/2021	13/11/2021	14/11/2021	Day Avg	Avg	Avg Speed
0 - 1	40	40	40	35	35	32.5	37.5	38	35	38
1 - 2	35	35	0	30	45	40	33.3	36.25	36.65	36.25
2 - 3	40	30	0	45	0	0	45	38.33	45	38.33
3 - 4	50	0	35	0	35	25	40	40	32.5	40
4 - 5	40	40	40	40	0	0	0	40	0	40
5 - 6	0	40	40	40	50	35	25	42.5	30	42.5
6 - 7	40	38.3	45	38.3	40	40	40	40.32	40	40.32
7 - 8	37.5	33.3	40	30	37.5	40	30	35.66	35	35.66
8 - 9	36.2	34.2	34.1	33.8	33.6	33.3	38.3	34.38	35.8	34.38
9 - 10	33	34.7	33.6	34.1	34.2	31.7	35	33.92	33.35	33.92
10 - 11	33.8	34.5	33.6	33	35	30	34	33.98	32	33.98
11 - 12	30	32	32.5	32	34.1	28.7	33.6	32.12	31.15	32.12
12 - 13	33	33.3	28.3	31.2	34.1	32.5	35	31.98	33.75	31.98
13 - 14	32.5	32.5	25	32.8	33.6	30.8	32	31.28	31.4	31.28
14 - 15	30	32.7	32.1	31.7	33.8	32.1	32.8	32.06	32.45	32.06
15 - 16	32	31.9	31	30	34.4	33.6	30	31.86	31.8	31.86
16 - 17	31.1	33.6	33.9	33.5	33	30	34.5	33.02	32.25	33.02
17 - 18	34.7	32.7	32	32.5	33.7	32	33.9	33.12	32.95	33.12
18 - 19	33.8	35	34.1	34.8	34.2	32.8	34.3	34.38	33.55	34.38
19 - 20	33.1	34.1	36	35	34	32.5	38.3	34.44	35.4	34.44
20 - 21	38.3	37.5	33.6	34	33.3	33.5	38.8	35.34	36.15	35.34
21 - 22	32.5	37.5	32.5	40	35	36.7	32.5	35.5	34.6	35.5
22 - 23	35	35	36.7	33.3	33.3	34	40	34.66	37	34.66
23 - 24	35	35	35	33.3	38.3	31.7	35	35.32	33.35	35.32
Totals	816.5	802.8	764	793.3	790.1	728.4	808.8			
% of Total	14.83%	14.59%	13.88%	14.41%	14.36%	13.23%	14.7%			

Incoming Weekly EightyFifthSpeeds
Hall Lane facing into the Village

from Sat-Sep-04-2021-05-00-PM to Wed-Dec-01-2021-02-59-PM

	15/11/2021	to	21/11/2021							
	Monday	Tuesday	Wednesday	Thursday	Friday	Saturday	Sunday	Week	Weekend	Week Day 85%
Hour	15/11/2021	16/11/2021	17/11/2021	18/11/2021	19/11/2021	20/11/2021	21/11/2021	Day Avg	Avg	Avg Speed
0 - 1	45	30	0	0	0	0	0	37.5	0	37.5
1 - 2	35	0	0	0	0	0	0	35	0	35
2 - 3	40	35	0	0	0	0	0	37.5	0	37.5
3 - 4	0	0	0	0	0	0	0	0	0	0
4 - 5	40	0	0	0	0	0	0	40	0	40
5 - 6	40	50	0	0	0	0	0	45	0	45
6 - 7	42.5	42.5	0	0	0	0	0	42.5	0	42.5
7 - 8	35	35	0	0	0	0	0	35	0	35
8 - 9	35	35	0	0	0	0	0	35	0	35
9 - 10	35	34	0	0	0	0	0	34.5	0	34.5
10 - 11	31.7	32.5	0	0	0	0	0	32.1	0	32.1
11 - 12	33.3	26	0	0	0	0	0	29.65	0	29.65
12 - 13	32	30	0	0	0	0	0	31	0	31
13 - 14	30.8	32.1	0	0	0	0	0	31.45	0	31.45
14 - 15	33	30.8	0	0	0	0	0	31.9	0	31.9
15 - 16	33.5	32.5	0	0	0	0	0	33	0	33
16 - 17	33.2	33.6	0	0	0	0	0	33.4	0	33.4
17 - 18	33.2	32	0	0	0	0	0	32.6	0	32.6
18 - 19	34.1	33.8	0	0	0	0	0	33.95	0	33.95
19 - 20	34.3	33.9	0	0	0	0	0	34.1	0	34.1
20 - 21	33.6	33.3	0	0	0	0	0	33.45	0	33.45
21 - 22	33	0	0	0	0	0	0	33	0	33
22 - 23	38.3	0	0	0	0	0	0	38.3	0	38.3
23 - 24	37.5	0	0	0	0	0	0	37.5	0	37.5
Totals	819	612	0	0	0	0	0			
% of Total	57.23%	42.77%	0%	0%	0%	0%	0%			

Incoming Weekly EightyFifthSpeeds
Hall Lane facing into the Village

from Sat-Sep-04-2021-05-00-PM to Wed-Dec-01-2021-02-59-PM

	22/11/2021	to	28/11/2021							
	Monday	Tuesday	Wednesday	Thursday	Friday	Saturday	Sunday	Week	Weekend	Week Day 85%
Hour	22/11/2021	23/11/2021	24/11/2021	25/11/2021	26/11/2021	27/11/2021	28/11/2021	Day Avg	Avg	Avg Speed
0 - 1	0	0	0	0	0	0	0	0	0	0
1 - 2	0	0	0	0	0	0	0	0	0	0
2 - 3	0	0	0	0	0	0	0	0	0	0
3 - 4	0	0	0	0	0	0	0	0	0	0
4 - 5	0	0	0	0	0	0	0	0	0	0
5 - 6	0	0	0	0	0	0	0	0	0	0
6 - 7	0	0	0	0	0	0	0	0	0	0
7 - 8	0	0	0	0	0	0	0	0	0	0
8 - 9	0	0	0	0	0	0	0	0	0	0
9 - 10	0	0	0	0	0	0	0	0	0	0
10 - 11	0	0	0	0	0	0	0	0	0	0
11 - 12	0	0	0	0	0	0	0	0	0	0
12 - 13	0	0	0	0	0	0	0	0	0	0
13 - 14	0	0	0	0	0	0	0	0	0	0
14 - 15	0	0	0	0	0	0	0	0	0	0
15 - 16	0	0	0	0	0	0	0	0	0	0
16 - 17	0	0	0	0	0	0	0	0	0	0
17 - 18	0	0	0	0	0	0	0	0	0	0
18 - 19	0	0	0	0	0	0	0	0	0	0
19 - 20	0	0	0	0	0	0	0	0	0	0
20 - 21	0	0	0	0	0	0	0	0	0	0
21 - 22	0	0	0	0	0	0	0	0	0	0
22 - 23	0	0	0	0	0	0	0	0	0	0
23 - 24	0	0	0	0	0	0	0	0	0	0
Totals	0	0	0	0	0	0	0			
% of Total	0%	0%	0%	0%	0%	0%	0%			

Incoming Weekly EightyFifthSpeeds
Hall Lane facing into the Village

from Sat-Sep-04-2021-05-00-PM to Wed-Dec-01-2021-02-59-PM

	29/11/2021	to	05/12/2021							
	Monday	Tuesday	Wednesday	Thursday	Friday	Saturday	Sunday	Week	Weekend	Week Day 85%
Hour	29/11/2021	30/11/2021	01/12/2021	02/12/2021	03/12/2021	04/12/2021	05/12/2021	Day Avg	Avg	Avg Speed
0 - 1	0	0	0	*	*	*	*	0	0	0
1 - 2	0	0	0	*	*	*	*	0	0	0
2 - 3	0	0	0	*	*	*	*	0	0	0
3 - 4	0	0	0	*	*	*	*	0	0	0
4 - 5	0	0	0	*	*	*	*	0	0	0
5 - 6	0	0	0	*	*	*	*	0	0	0
6 - 7	0	0	0	*	*	*	*	0	0	0
7 - 8	0	0	0	*	*	*	*	0	0	0
8 - 9	0	0	0	*	*	*	*	0	0	0
9 - 10	0	0	0	*	*	*	*	0	0	0
10 - 11	0	0	0	*	*	*	*	0	0	0
11 - 12	0	0	0	*	*	*	*	0	0	0
12 - 13	0	0	0	*	*	*	*	0	0	0
13 - 14	0	0	0	*	*	*	*	0	0	0
14 - 15	0	0	0	*	*	*	*	0	0	0
15 - 16	0	0	*	*	*	*	*	0	0	0
16 - 17	0	0	*	*	*	*	*	0	0	0
17 - 18	0	0	*	*	*	*	*	0	0	0
18 - 19	0	0	*	*	*	*	*	0	0	0
19 - 20	0	0	*	*	*	*	*	0	0	0
20 - 21	0	0	*	*	*	*	*	0	0	0
21 - 22	0	0	*	*	*	*	*	0	0	0
22 - 23	0	0	*	*	*	*	*	0	0	0
23 - 24	0	0	*	*	*	*	*	0	0	0
Totals	0	0	0	0	0	0	0			
% of Total	0%	0%	0%	0%	0%	0%	0%			

Incoming Monthly EightyFifthSpeeds
Hall Lane facing into the Village

from Sat-Sep-04-2021-05-00-PM to Wed-Dec-01-2021-02-59-PM

Hour	Sep 2021							Week Day Avg	Weekend Avg	Week Day 85% Avg Speed
	Monday	Tuesday	Wednesday	Thursday	Friday	Saturday	Sunday			
0 - 1	35	30	35	0	35	35	33.8	33.75	34.4	33.75
1 - 2	0	40	45	40	0	33.8	30	41.67	31.9	41.67
2 - 3	35	35	32.5	35	35	0	35	34.5	35	34.5
3 - 4	35	35	35	30	35	29	35	34	32	34
4 - 5	30	35	33.3	33.3	30	33.8	30	32.32	31.9	32.32
5 - 6	33	30	30	33.8	33.6	33.6	33.8	32.08	33.7	32.08
6 - 7	34.8	35	33.3	34.7	33.5	35	33.3	34.26	34.15	34.26
7 - 8	32.3	32.7	32.6	32.9	32.6	30.7	32.5	32.62	31.6	32.62
8 - 9	31.7	32	31.6	29.9	31.6	31.1	33.1	31.36	32.1	31.36
9 - 10	30	29.9	30.7	31	30.4	31.7	32.1	30.4	31.9	30.4
10 - 11	29.9	29.1	30	29.8	30	31.4	31.2	29.76	31.3	29.76
11 - 12	30.9	29.6	29.6	31.8	29.8	30.2	31.9	30.34	31.05	30.34
12 - 13	29.9	30.8	30	31.7	31.4	30.7	30.9	30.76	30.8	30.76
13 - 14	29.2	29.6	31.1	29.8	30.4	32	31.2	30.02	31.6	30.02
14 - 15	29.7	30	29.8	30	30.2	30.8	29.9	29.94	30.35	29.94
15 - 16	30.4	29.9	32.7	29.7	31.5	31.5	31.4	30.84	31.45	30.84
16 - 17	30.6	30.6	31.9	31.2	32	31.6	32.2	31.26	31.9	31.26
17 - 18	32.7	31.7	32.1	31.6	32.2	31.8	32.1	32.06	31.95	32.06
18 - 19	30.9	30.8	32	32.2	32.6	32	30	31.7	31	31.7
19 - 20	29.7	32.9	30	31.2	31.6	31.7	32.5	31.08	32.1	31.08
20 - 21	32.5	30	32.1	30.7	33.5	32.8	29.7	31.76	31.25	31.76
21 - 22	32.5	33	33	32.5	32.5	33.5	31.7	32.7	32.6	32.7
22 - 23	35	35	34.2	33.8	36.2	33	32.5	34.84	32.75	34.84
23 - 24	35	30	28.3	32.5	35	33.8	32.5	32.16	33.15	32.16

Incoming Monthly EightyFifthSpeeds
Hall Lane facing into the Village

from Sat-Sep-04-2021-05-00-PM to Wed-Dec-01-2021-02-59-PM

Hour	Oct 2021							Week Day Avg	Weekend Avg	Week Day 85% Avg Speed
	Monday	Tuesday	Wednesday	Thursday	Friday	Saturday	Sunday			
0 - 1	33.3	32.5	35	30	32.5	38.3	34.3	32.66	36.3	32.66
1 - 2	40	40	40	30	45	35	37.5	39	36.25	39
2 - 3	0	0	0	32.5	40	45	40	36.25	42.5	36.25
3 - 4	0	35	0	35	35	0	30	35	30	35
4 - 5	35	40	40	43.3	45	40	40	40.66	40	40.66
5 - 6	36.7	38.8	38.8	38.3	37.5	38.8	40	38.02	39.4	38.02
6 - 7	35	34.3	38.3	38.3	36.2	38.3	38.3	36.42	38.3	36.42
7 - 8	36.1	34.6	33.9	34.6	34.6	33.3	38.8	34.76	36.05	34.76
8 - 9	33.5	33.1	33.7	34.1	33.5	33.7	35.6	33.58	34.65	33.58
9 - 10	31.9	33.9	33.4	32.2	33.1	33.3	33.7	32.9	33.5	32.9
10 - 11	33.4	31.8	31.8	31.6	33.2	33.1	33.5	32.36	33.3	32.36
11 - 12	31.6	31.6	32	31.7	32.6	32.6	34	31.9	33.3	31.9
12 - 13	31.4	31.9	32.2	30	33.1	33.8	33.9	31.72	33.85	31.72
13 - 14	31.5	33	32.6	31.3	32.8	33.9	33.6	32.24	33.75	32.24
14 - 15	32.6	32.9	33.5	32.3	33.5	33.2	33.9	32.96	33.55	32.96
15 - 16	33.2	32.6	33.9	32.9	33.3	33	34.5	33.18	33.75	33.18
16 - 17	34.7	34.3	33.8	33.3	33.1	33.5	34.4	33.84	33.95	33.84
17 - 18	33.9	34.1	34.1	33	33.4	33.2	33.9	33.7	33.55	33.7
18 - 19	33.6	33.7	34.4	33.8	32.8	33.5	33.9	33.66	33.7	33.66
19 - 20	34.7	35.9	35.4	32.8	34	33.7	34.6	34.56	34.15	34.56
20 - 21	33.3	34.3	34.2	36.1	33.2	34.1	34.2	34.22	34.15	34.22
21 - 22	36	35	37.1	38.8	33.6	34.2	36.7	36.1	35.45	36.1
22 - 23	35	40	35.8	35	35	34.6	38.6	36.16	36.6	36.16
23 - 24	30	35	37.5	38.8	34.4	36.8	38.3	35.14	37.55	35.14

Incoming Monthly EightyFifthSpeeds
Hall Lane facing into the Village

from Sat-Sep-04-2021-05-00-PM to Wed-Dec-01-2021-02-59-PM

Hour	Nov 2021							Week Day Avg	Weekend Avg	Week Day 85% Avg Speed
	Monday	Tuesday	Wednesday	Thursday	Friday	Saturday	Sunday			
0 - 1	40	40	37.5	37.5	35	35	36.7	38	35.85	38
1 - 2	35	35	0	30	35	40	33.8	33.75	36.9	33.75
2 - 3	40	35	30	45	0	0	40	37.5	40	37.5
3 - 4	50	35	45	0	35	25	40	41.25	32.5	41.25
4 - 5	40	40	40	35	15	0	0	34	0	34
5 - 6	38.3	40	40	40	50	35	35	41.66	35	41.66
6 - 7	41.7	40	42.5	38.3	40	40	40	40.5	40	40.5
7 - 8	38	35	37.5	33.3	37.5	38.3	40	36.26	39.15	36.26
8 - 9	34.8	36.7	35	33.9	35	33	36.7	35.08	34.85	35.08
9 - 10	34.2	33.9	34.1	34	34.6	32.8	35	34.16	33.9	34.16
10 - 11	31.9	33.1	33.1	32.5	35.7	31.7	36	33.26	33.85	33.26
11 - 12	29.8	30.4	33.1	30.6	33.2	30.6	33.5	31.42	32.05	31.42
12 - 13	32.6	31.8	32.5	32.6	33.8	32.7	33.5	32.66	33.1	32.66
13 - 14	31.9	32.2	31.8	33.1	33.2	32.1	35	32.44	33.55	32.44
14 - 15	31	32.5	33.6	32.6	34.1	32.7	34	32.76	33.35	32.76
15 - 16	32.9	31.7	32.7	30.5	33.7	31.4	32.7	32.3	32.05	32.3
16 - 17	32.6	33.7	33.9	34.2	33.8	29.4	33.8	33.64	31.6	33.64
17 - 18	33.9	33.1	31.2	34.3	33.8	32.2	34.2	33.26	33.2	33.26
18 - 19	34.1	34.6	33.8	34.5	34.5	33.8	33.5	34.3	33.65	34.3
19 - 20	33.7	34.1	35.9	34.6	34.4	33.6	37.5	34.54	35.55	34.54
20 - 21	34.7	36	33.4	34.7	35.8	33.9	40	34.92	36.95	34.92
21 - 22	33.6	37.5	35	38.3	35	38	36.7	35.88	37.35	35.88
22 - 23	39.4	36.7	36.2	35	34.2	36.4	37.5	36.3	36.95	36.3
23 - 24	37	38.3	35	33.6	38.3	34.4	33.8	36.44	34.1	36.44

Hour	Dec 2021							Week Day Avg	Weekend Avg	Week Day 85% Avg Speed
	Monday	Tuesday	Wednesday	Thursday	Friday	Saturday	Sunday			
0 - 1	*	*	0	*	*	*	*	0	0	0
1 - 2	*	*	0	*	*	*	*	0	0	0
2 - 3	*	*	0	*	*	*	*	0	0	0
3 - 4	*	*	0	*	*	*	*	0	0	0
4 - 5	*	*	0	*	*	*	*	0	0	0
5 - 6	*	*	0	*	*	*	*	0	0	0
6 - 7	*	*	0	*	*	*	*	0	0	0
7 - 8	*	*	0	*	*	*	*	0	0	0
8 - 9	*	*	0	*	*	*	*	0	0	0
9 - 10	*	*	0	*	*	*	*	0	0	0
10 - 11	*	*	0	*	*	*	*	0	0	0
11 - 12	*	*	0	*	*	*	*	0	0	0
12 - 13	*	*	0	*	*	*	*	0	0	0
13 - 14	*	*	0	*	*	*	*	0	0	0
14 - 15	*	*	0	*	*	*	*	0	0	0
15 - 16	*	*	*	*	*	*	*	0	0	0
16 - 17	*	*	*	*	*	*	*	0	0	0
17 - 18	*	*	*	*	*	*	*	0	0	0
18 - 19	*	*	*	*	*	*	*	0	0	0
19 - 20	*	*	*	*	*	*	*	0	0	0
20 - 21	*	*	*	*	*	*	*	0	0	0
21 - 22	*	*	*	*	*	*	*	0	0	0
22 - 23	*	*	*	*	*	*	*	0	0	0
23 - 24	*	*	*	*	*	*	*	0	0	0

Starting Hour	Count	Average Speed of all Traffic	Violator Counts	Average Speed of Violators
00:00:00	0	N/A	N/A	N/A
01:00:00	0	N/A	N/A	N/A
02:00:00	0	N/A	N/A	N/A
03:00:00	0	N/A	N/A	N/A
04:00:00	0	N/A	N/A	N/A
05:00:00	0	N/A	N/A	N/A
06:00:00	0	N/A	N/A	N/A
07:00:00	0	N/A	N/A	N/A
08:00:00	0	N/A	N/A	N/A
09:00:00	0	N/A	N/A	N/A
10:00:00	0	N/A	N/A	N/A
11:00:00	0	N/A	N/A	N/A
12:00:00	0	N/A	N/A	N/A
13:00:00	0	N/A	N/A	N/A
14:00:00	0	N/A	N/A	N/A
15:00:00	0	N/A	N/A	N/A
16:00:00	0	N/A	N/A	N/A
17:00:00	38	13.7	4	32.5
18:00:00	45	16.4	15	32.8
19:00:00	34	17.5	7	33.9
20:00:00	31	18.8	11	32.5
21:00:00	9	27.2	6	32.5
22:00:00	17	22.4	5	32.5
23:00:00	6	27.5	1	32.5
00:00:00	10	18.3	2	32.5
01:00:00	1	27.5	0	0.0
02:00:00	1	27.5	0	0.0
03:00:00	1	32.5	1	32.5
04:00:00	0	N/A	N/A	N/A
05:00:00	1	27.5	0	0.0
06:00:00	7	29.6	4	32.5
07:00:00	5	29.5	2	32.5
08:00:00	20	24.9	7	32.5
09:00:00	33	17.9	8	32.5
10:00:00	49	13.4	10	32.5
11:00:00	32	14.3	7	32.5
12:00:00	44	14.9	7	33.9
13:00:00	32	21.6	8	32.5
14:00:00	29	16.7	5	33.5
15:00:00	36	17.2	7	32.5
16:00:00	36	16.3	10	32.5
17:00:00	24	19.5	3	34.2
18:00:00	37	15.3	5	33.5
19:00:00	19	24.1	4	32.5
20:00:00	22	16.7	2	35.0
21:00:00	5	27.5	2	32.5
22:00:00	6	25.8	1	32.5
23:00:00	0	N/A	N/A	N/A
00:00:00	1	27.5	0	0.0
01:00:00	0	N/A	N/A	N/A
02:00:00	0	N/A	N/A	N/A

Starting Hour	Count	Average Speed of all Traffic	Violator Counts	Average Speed of Violators
03:00:00	1	32.5	1	32.5
04:00:00	2	27.5	0	0.0
05:00:00	4	28.8	1	32.5
06:00:00	20	19.9	13	33.7
07:00:00	41	14.1	9	33.1
08:00:00	37	16.9	13	32.9
09:00:00	49	12.8	6	32.5
10:00:00	59	11.9	5	33.5
11:00:00	40	13.3	5	32.5
12:00:00	47	12.3	1	32.5
13:00:00	51	12.5	4	32.5
14:00:00	68	10.8	3	32.5
15:00:00	69	10.9	5	32.5
16:00:00	33	14.9	2	32.5
17:00:00	51	16.8	15	34.2
18:00:00	42	14.5	7	33.2
19:00:00	26	17.5	3	35.8
20:00:00	18	18.3	3	35.8
21:00:00	8	26.3	1	32.5
22:00:00	8	26.9	2	32.5
23:00:00	0	N/A	N/A	N/A
00:00:00	0	N/A	N/A	N/A
01:00:00	0	N/A	N/A	N/A
02:00:00	0	N/A	N/A	N/A
03:00:00	0	N/A	N/A	N/A
04:00:00	2	30.0	1	32.5
05:00:00	4	26.3	0	0.0
06:00:00	28	22.9	16	34.1
07:00:00	52	11.9	10	32.5
08:00:00	50	15.6	14	32.9
09:00:00	57	13.9	5	32.5
10:00:00	52	13.7	1	32.5
11:00:00	39	15.3	4	32.5
12:00:00	49	12.6	6	32.5
13:00:00	46	14.0	6	33.3
14:00:00	50	14.6	5	34.5
15:00:00	47	11.7	2	32.5
16:00:00	51	12.9	10	32.5
17:00:00	53	14.4	12	32.5
18:00:00	35	19.6	6	32.5
19:00:00	22	22.6	5	33.5
20:00:00	15	22.3	4	32.5
21:00:00	14	27.5	3	35.8
22:00:00	3	18.3	0	0.0
23:00:00	0	N/A	N/A	N/A
00:00:00	1	27.5	0	0.0
01:00:00	2	30.0	1	32.5
02:00:00	2	22.5	0	0.0
03:00:00	0	N/A	N/A	N/A
04:00:00	2	30.0	1	32.5
05:00:00	4	20.6	0	0.0

Starting Hour	Count	Average Speed of all Traffic	Violator Counts	Average Speed of Violators
06:00:00	23	20.4	8	33.8
07:00:00	57	12.7	15	32.8
08:00:00	52	16.6	16	33.4
09:00:00	54	12.4	9	32.5
10:00:00	44	14.3	5	32.5
11:00:00	45	15.0	6	32.5
12:00:00	43	13.3	3	32.5
13:00:00	35	15.0	7	34.6
14:00:00	43	15.7	5	33.5
15:00:00	43	19.2	14	33.9
16:00:00	44	14.1	11	33.0
17:00:00	59	14.0	14	32.5
18:00:00	57	13.3	11	33.0
19:00:00	23	16.8	3	34.2
20:00:00	19	19.2	3	34.2
21:00:00	8	28.1	1	37.5
22:00:00	13	22.7	5	34.5
23:00:00	1	22.5	0	0.0
00:00:00	0	N/A	N/A	N/A
01:00:00	1	32.5	1	32.5
02:00:00	1	27.5	0	0.0
03:00:00	0	N/A	N/A	N/A
04:00:00	2	27.5	0	0.0
05:00:00	5	24.0	2	32.5
06:00:00	27	23.5	9	34.2
07:00:00	56	13.7	21	33.0
08:00:00	57	12.7	4	33.8
09:00:00	58	13.5	6	33.3
10:00:00	48	14.0	6	32.5
11:00:00	35	15.4	9	33.1
12:00:00	37	14.8	7	32.5
13:00:00	33	17.6	10	32.5
14:00:00	43	15.9	11	33.0
15:00:00	35	14.8	2	32.5
16:00:00	56	11.3	7	32.5
17:00:00	62	11.2	14	32.9
18:00:00	47	16.1	9	33.6
19:00:00	25	18.1	4	32.5
20:00:00	16	22.0	5	32.5
21:00:00	8	21.3	1	32.5
22:00:00	5	27.5	2	32.5
23:00:00	2	13.8	0	0.0
00:00:00	3	18.3	0	0.0
01:00:00	0	N/A	N/A	N/A
02:00:00	2	13.8	0	0.0
03:00:00	1	32.5	1	32.5
04:00:00	1	27.5	0	0.0
05:00:00	6	25.4	3	32.5
06:00:00	25	23.9	9	34.7
07:00:00	50	11.7	12	32.9
08:00:00	59	12.1	10	33.5

Starting Hour	Count	Average Speed of all Traffic	Violator Counts	Average Speed of Violators
09:00:00	49	14.0	9	33.1
10:00:00	54	13.6	8	33.8
11:00:00	49	15.6	6	32.5
12:00:00	40	15.4	8	33.8
13:00:00	50	13.0	10	32.5
14:00:00	42	16.3	8	33.1
15:00:00	57	14.8	12	34.2
16:00:00	46	16.1	14	33.2
17:00:00	56	13.0	14	32.9
18:00:00	43	17.5	15	33.2
19:00:00	31	16.9	10	32.5
20:00:00	17	22.5	4	32.5
21:00:00	8	26.9	1	32.5
22:00:00	6	27.5	1	32.5
23:00:00	8	30.0	5	33.5
00:00:00	3	27.5	1	32.5
01:00:00	1	27.5	0	0.0
02:00:00	0	N/A	N/A	N/A
03:00:00	2	13.8	0	0.0
04:00:00	1	27.5	0	0.0
05:00:00	5	30.5	3	32.5
06:00:00	3	37.5	3	37.5
07:00:00	18	14.4	2	32.5
08:00:00	31	18.9	6	33.3
09:00:00	39	17.9	6	36.7
10:00:00	41	15.0	9	33.6
11:00:00	63	12.3	10	33.0
12:00:00	38	14.9	7	32.5
13:00:00	45	15.4	8	33.1
14:00:00	20	17.8	4	32.5
15:00:00	30	20.6	8	32.5
16:00:00	29	17.0	5	32.5
17:00:00	36	19.7	12	33.3
18:00:00	41	16.1	10	32.5
19:00:00	23	18.9	7	32.5
20:00:00	13	26.2	4	33.8
21:00:00	12	27.9	3	32.5
22:00:00	8	25.0	1	32.5
23:00:00	4	30.0	2	35.0
00:00:00	2	27.5	0	0.0
01:00:00	0	N/A	N/A	N/A
02:00:00	0	N/A	N/A	N/A
03:00:00	0	N/A	N/A	N/A
04:00:00	0	N/A	N/A	N/A
05:00:00	2	30.0	1	32.5
06:00:00	8	23.4	1	32.5
07:00:00	12	21.0	2	32.5
08:00:00	20	24.1	9	32.5
09:00:00	28	14.7	5	33.5
10:00:00	45	16.1	8	33.1
11:00:00	47	15.6	12	32.9

Starting Hour	Count	Average Speed of all Traffic	Violator Counts	Average Speed of Violators
12:00:00	28	15.2	5	32.5
13:00:00	34	16.4	7	33.9
14:00:00	33	14.2	4	33.8
15:00:00	37	15.9	6	33.3
16:00:00	23	21.3	8	33.8
17:00:00	35	15.7	7	33.2
18:00:00	26	16.3	3	34.2
19:00:00	26	18.9	6	35.0
20:00:00	18	17.8	1	32.5
21:00:00	10	13.8	1	32.5
22:00:00	6	25.4	3	32.5
23:00:00	1	27.5	0	0.0
00:00:00	0	N/A	N/A	N/A
01:00:00	0	N/A	N/A	N/A
02:00:00	1	32.5	1	32.5
03:00:00	0	N/A	N/A	N/A
04:00:00	0	N/A	N/A	N/A
05:00:00	5	27.5	1	32.5
06:00:00	16	24.4	6	35.0
07:00:00	47	15.1	17	32.8
08:00:00	55	13.4	13	32.5
09:00:00	43	14.0	5	32.5
10:00:00	38	14.5	3	32.5
11:00:00	40	16.7	6	33.3
12:00:00	25	17.1	4	32.5
13:00:00	44	14.6	2	35.0
14:00:00	39	15.3	6	33.3
15:00:00	58	14.1	11	33.4
16:00:00	52	12.4	8	33.1
17:00:00	43	16.6	11	33.9
18:00:00	40	14.5	4	32.5
19:00:00	22	21.8	5	32.5
20:00:00	10	24.3	1	37.5
21:00:00	9	26.1	3	32.5
22:00:00	6	19.2	2	32.5
23:00:00	1	32.5	1	32.5
00:00:00	0	N/A	N/A	N/A
01:00:00	3	25.8	0	0.0
02:00:00	0	N/A	N/A	N/A
03:00:00	3	30.8	2	32.5
04:00:00	1	27.5	0	0.0
05:00:00	6	24.6	1	37.5
06:00:00	16	22.8	7	34.6
07:00:00	53	16.1	18	33.1
08:00:00	44	18.0	10	33.5
09:00:00	43	13.1	8	32.5
10:00:00	44	16.7	6	32.5
11:00:00	35	13.6	1	32.5
12:00:00	29	16.8	4	32.5
13:00:00	42	14.8	7	33.2
14:00:00	40	15.8	7	32.5

Starting Hour	Count	Average Speed of all Traffic	Violator Counts	Average Speed of Violators
15:00:00	36	14.9	11	33.0
16:00:00	38	16.0	5	33.5
17:00:00	52	13.9	16	32.8
18:00:00	32	17.3	8	33.1
19:00:00	25	21.6	9	33.6
20:00:00	9	21.4	1	32.5
21:00:00	12	23.3	2	32.5
22:00:00	7	31.8	4	36.3
23:00:00	2	25.0	0	0.0
00:00:00	0	N/A	N/A	N/A
01:00:00	0	N/A	N/A	N/A
02:00:00	4	28.8	2	32.5
03:00:00	1	32.5	1	32.5
04:00:00	2	32.5	2	32.5
05:00:00	6	21.3	0	0.0
06:00:00	17	20.0	5	32.5
07:00:00	43	13.4	12	32.9
08:00:00	41	14.0	6	32.5
09:00:00	70	11.9	9	32.5
10:00:00	48	14.4	5	32.5
11:00:00	42	15.3	6	32.5
12:00:00	36	19.2	7	32.5
13:00:00	46	16.5	10	33.0
14:00:00	45	14.2	2	32.5
15:00:00	53	12.2	9	32.5
16:00:00	40	16.3	6	34.2
17:00:00	56	12.5	10	33.0
18:00:00	29	20.2	10	34.0
19:00:00	21	16.5	2	32.5
20:00:00	17	23.7	4	32.5
21:00:00	8	22.2	2	32.5
22:00:00	7	27.5	1	32.5
23:00:00	2	27.5	0	0.0
00:00:00	0	N/A	N/A	N/A
01:00:00	0	N/A	N/A	N/A
02:00:00	2	30.0	1	32.5
03:00:00	0	N/A	N/A	N/A
04:00:00	5	24.0	3	32.5
05:00:00	4	30.0	2	32.5
06:00:00	19	17.9	7	33.9
07:00:00	43	16.3	12	32.9
08:00:00	53	13.2	9	32.5
09:00:00	54	13.1	8	33.8
10:00:00	48	14.1	8	32.5
11:00:00	34	18.4	8	32.5
12:00:00	42	13.2	6	32.5
13:00:00	49	15.0	7	33.9
14:00:00	51	12.7	3	34.2
15:00:00	68	12.1	11	32.5
16:00:00	55	13.5	14	33.2
17:00:00	52	12.9	9	32.5

Starting Hour	Count	Average Speed of all Traffic	Violator Counts	Average Speed of Violators
18:00:00	45	15.4	14	33.6
19:00:00	29	17.1	6	32.5
20:00:00	16	17.7	1	32.5
21:00:00	12	22.9	3	34.2
22:00:00	4	30.0	2	32.5
23:00:00	3	29.2	2	32.5
00:00:00	1	27.5	0	0.0
01:00:00	0	N/A	N/A	N/A
02:00:00	2	30.0	1	32.5
03:00:00	0	N/A	N/A	N/A
04:00:00	2	27.5	0	0.0
05:00:00	3	25.8	0	0.0
06:00:00	17	23.4	8	32.5
07:00:00	43	16.0	17	33.1
08:00:00	61	14.3	13	32.9
09:00:00	56	12.9	10	32.5
10:00:00	54	12.7	5	32.5
11:00:00	43	14.3	4	32.5
12:00:00	38	13.7	3	32.5
13:00:00	46	14.6	4	32.5
14:00:00	52	14.2	8	32.5
15:00:00	59	13.1	10	32.5
16:00:00	35	15.9	6	32.5
17:00:00	56	12.5	16	32.5
18:00:00	43	18.3	8	34.4
19:00:00	29	14.1	5	32.5
20:00:00	17	23.4	4	32.5
21:00:00	13	27.7	5	35.5
22:00:00	11	18.0	4	35.0
23:00:00	2	32.5	2	32.5
00:00:00	1	37.5	1	37.5
01:00:00	2	32.5	2	32.5
02:00:00	2	13.8	0	0.0
03:00:00	0	N/A	N/A	N/A
04:00:00	4	31.3	3	32.5
05:00:00	2	25.0	0	0.0
06:00:00	7	30.4	3	35.8
07:00:00	16	19.1	3	34.2
08:00:00	34	17.1	10	32.5
09:00:00	49	14.9	10	33.0
10:00:00	54	14.1	13	34.4
11:00:00	57	11.5	3	32.5
12:00:00	38	15.9	6	32.5
13:00:00	45	16.6	12	32.9
14:00:00	34	17.4	9	32.5
15:00:00	37	17.6	9	32.5
16:00:00	38	17.8	9	33.6
17:00:00	37	16.4	4	36.3
18:00:00	35	16.9	6	32.5
19:00:00	28	20.5	5	32.5
20:00:00	26	23.8	9	33.6

Starting Hour	Count	Average Speed of all Traffic	Violator Counts	Average Speed of Violators
21:00:00	6	28.3	2	35.0
22:00:00	11	25.0	3	35.8
23:00:00	6	21.7	4	33.8
00:00:00	2	35.0	2	35.0
01:00:00	1	12.5	0	0.0
02:00:00	1	32.5	1	32.5
03:00:00	0	N/A	N/A	N/A
04:00:00	2	25.0	0	0.0
05:00:00	2	30.0	1	32.5
06:00:00	5	25.0	2	37.5
07:00:00	8	21.9	2	32.5
08:00:00	25	22.9	11	33.9
09:00:00	39	16.3	14	32.9
10:00:00	51	14.8	13	32.9
11:00:00	41	14.2	7	33.9
12:00:00	41	15.8	7	33.9
13:00:00	35	17.7	6	33.3
14:00:00	33	17.1	4	33.8
15:00:00	45	13.7	4	33.8
16:00:00	21	18.8	7	33.2
17:00:00	22	19.7	11	33.4
18:00:00	26	16.4	2	32.5
19:00:00	15	24.2	4	33.8
20:00:00	13	21.5	2	32.5
21:00:00	9	19.2	1	32.5
22:00:00	2	27.5	0	0.0
23:00:00	3	20.0	1	32.5
00:00:00	1	27.5	0	0.0
01:00:00	0	N/A	N/A	N/A
02:00:00	1	32.5	1	32.5
03:00:00	1	32.5	1	32.5
04:00:00	2	20.0	0	0.0
05:00:00	5	24.0	3	34.2
06:00:00	18	26.7	10	34.0
07:00:00	45	13.2	12	32.5
08:00:00	48	15.3	10	33.0
09:00:00	54	13.5	11	32.5
10:00:00	30	16.7	4	32.5
11:00:00	21	22.7	6	32.5
12:00:00	29	20.9	11	33.0
13:00:00	43	15.2	4	32.5
14:00:00	37	11.6	6	33.3
15:00:00	53	15.8	11	33.0
16:00:00	34	21.1	11	33.4
17:00:00	50	16.9	14	33.9
18:00:00	29	19.5	7	32.5
19:00:00	22	18.9	2	32.5
20:00:00	13	22.7	4	32.5
21:00:00	5	24.0	1	42.5
22:00:00	4	33.8	2	40.0
23:00:00	5	22.0	1	37.5

Starting Hour	Count	Average Speed of all Traffic	Violator Counts	Average Speed of Violators
00:00:00	0	N/A	N/A	N/A
01:00:00	1	37.5	1	37.5
02:00:00	3	25.8	1	32.5
03:00:00	0	N/A	N/A	N/A
04:00:00	0	N/A	N/A	N/A
05:00:00	5	28.5	1	32.5
06:00:00	21	22.4	9	33.6
07:00:00	48	15.6	20	33.0
08:00:00	47	15.5	11	33.0
09:00:00	49	13.9	7	33.2
10:00:00	41	13.2	4	32.5
11:00:00	39	16.0	6	32.5
12:00:00	28	16.5	5	33.5
13:00:00	39	16.7	5	32.5
14:00:00	35	19.9	7	33.2
15:00:00	59	11.1	5	32.5
16:00:00	33	18.6	7	33.2
17:00:00	48	12.4	6	32.5
18:00:00	46	14.0	5	32.5
19:00:00	28	17.1	8	32.5
20:00:00	12	22.1	2	35.0
21:00:00	5	23.0	1	32.5
22:00:00	6	24.6	2	32.5
23:00:00	1	27.5	0	0.0
00:00:00	2	30.0	1	32.5
01:00:00	1	42.5	1	42.5
02:00:00	0	N/A	N/A	N/A
03:00:00	0	N/A	N/A	N/A
04:00:00	2	25.0	1	32.5
05:00:00	6	24.6	2	32.5
06:00:00	20	20.4	6	35.8
07:00:00	57	14.6	17	32.5
08:00:00	46	14.9	10	33.0
09:00:00	52	16.9	15	32.5
10:00:00	48	12.7	8	32.5
11:00:00	40	15.4	4	32.5
12:00:00	38	17.8	5	32.5
13:00:00	49	14.2	9	32.5
14:00:00	36	18.2	7	33.2
15:00:00	53	16.1	17	33.7
16:00:00	34	17.0	10	32.5
17:00:00	56	14.5	18	33.1
18:00:00	49	13.8	11	33.4
19:00:00	28	17.7	5	33.5
20:00:00	22	23.4	7	33.2
21:00:00	11	23.9	4	33.8
22:00:00	9	27.5	3	34.2
23:00:00	1	27.5	0	0.0
00:00:00	0	N/A	N/A	N/A
01:00:00	1	37.5	1	37.5
02:00:00	0	N/A	N/A	N/A

Starting Hour	Count	Average Speed of all Traffic	Violator Counts	Average Speed of Violators
03:00:00	1	27.5	0	0.0
04:00:00	1	27.5	0	0.0
05:00:00	5	27.5	1	37.5
06:00:00	20	23.9	11	34.8
07:00:00	42	11.5	15	32.5
08:00:00	48	14.7	11	33.4
09:00:00	48	14.3	11	32.5
10:00:00	40	16.3	6	32.5
11:00:00	42	15.4	7	32.5
12:00:00	33	19.3	9	33.1
13:00:00	40	14.3	3	32.5
14:00:00	39	16.0	3	34.2
15:00:00	53	14.6	8	32.5
16:00:00	48	15.6	8	33.1
17:00:00	61	13.9	14	32.9
18:00:00	45	15.2	10	33.0
19:00:00	37	15.6	9	33.6
20:00:00	22	19.3	4	35.0
21:00:00	9	29.2	4	32.5
22:00:00	11	15.9	6	33.3
23:00:00	2	27.5	0	0.0
00:00:00	3	23.3	3	34.2
01:00:00	0	N/A	N/A	N/A
02:00:00	2	32.5	1	37.5
03:00:00	1	22.5	0	0.0
04:00:00	2	30.0	1	32.5
05:00:00	6	25.4	3	32.5
06:00:00	24	23.8	7	33.9
07:00:00	39	15.6	12	32.9
08:00:00	44	16.8	11	33.4
09:00:00	58	13.0	7	32.5
10:00:00	57	12.2	13	32.5
11:00:00	50	14.4	8	33.1
12:00:00	37	19.9	11	33.9
13:00:00	54	12.4	10	32.5
14:00:00	56	14.0	6	32.5
15:00:00	56	15.0	12	32.9
16:00:00	48	15.5	12	32.9
17:00:00	102	10.3	18	33.1
18:00:00	55	13.2	18	33.1
19:00:00	31	15.8	7	33.2
20:00:00	16	23.9	7	34.6
21:00:00	10	25.8	2	32.5
22:00:00	12	27.7	5	37.5
23:00:00	3	32.5	2	35.0
00:00:00	2	30.0	1	32.5
01:00:00	3	30.8	2	32.5
02:00:00	0	N/A	N/A	N/A
03:00:00	3	27.5	0	0.0
04:00:00	4	20.6	1	32.5
05:00:00	7	26.4	4	32.5

Starting Hour	Count	Average Speed of all Traffic	Violator Counts	Average Speed of Violators
06:00:00	16	25.0	4	33.8
07:00:00	15	21.0	3	32.5
08:00:00	28	19.9	4	35.0
09:00:00	50	13.9	11	33.0
10:00:00	61	12.2	9	32.5
11:00:00	68	12.4	14	32.9
12:00:00	57	15.4	12	33.8
13:00:00	44	17.5	13	33.3
14:00:00	55	14.5	7	32.5
15:00:00	47	14.3	4	32.5
16:00:00	32	19.8	8	33.1
17:00:00	43	13.4	13	32.5
18:00:00	38	16.8	8	32.5
19:00:00	30	17.0	6	32.5
20:00:00	16	20.9	4	32.5
21:00:00	9	29.7	4	33.8
22:00:00	9	26.9	3	32.5
23:00:00	7	21.1	2	32.5
00:00:00	3	30.8	2	32.5
01:00:00	0	N/A	N/A	N/A
02:00:00	1	27.5	0	0.0
03:00:00	2	30.0	1	32.5
04:00:00	0	N/A	N/A	N/A
05:00:00	3	30.8	2	32.5
06:00:00	2	27.5	0	0.0
07:00:00	6	22.9	1	32.5
08:00:00	22	19.1	3	32.5
09:00:00	33	17.4	8	33.1
10:00:00	42	14.2	5	32.5
11:00:00	25	18.3	5	34.5
12:00:00	37	16.4	7	33.2
13:00:00	38	15.7	5	33.5
14:00:00	19	22.6	3	35.8
15:00:00	41	15.5	11	33.4
16:00:00	22	18.0	5	33.5
17:00:00	33	16.4	6	32.5
18:00:00	26	19.3	7	33.2
19:00:00	18	19.3	2	35.0
20:00:00	10	23.0	3	34.2
21:00:00	3	22.5	0	0.0
22:00:00	3	30.8	2	32.5
23:00:00	1	32.5	1	32.5
00:00:00	3	34.2	2	37.5
01:00:00	0	N/A	N/A	N/A
02:00:00	0	N/A	N/A	N/A
03:00:00	1	27.5	0	0.0
04:00:00	3	27.5	1	32.5
05:00:00	4	21.9	1	32.5
06:00:00	26	23.4	11	33.9
07:00:00	39	15.8	9	33.1
08:00:00	54	12.6	12	32.9

Starting Hour	Count	Average Speed of all Traffic	Violator Counts	Average Speed of Violators
09:00:00	48	13.9	5	32.5
10:00:00	31	16.8	7	32.5
11:00:00	25	13.9	9	32.5
12:00:00	0	N/A	N/A	N/A
13:00:00	0	N/A	N/A	N/A
14:00:00	0	N/A	N/A	N/A
15:00:00	0	N/A	N/A	N/A
16:00:00	0	N/A	N/A	N/A
17:00:00	0	N/A	N/A	N/A
18:00:00	0	N/A	N/A	N/A
19:00:00	0	N/A	N/A	N/A
20:00:00	0	N/A	N/A	N/A
21:00:00	0	N/A	N/A	N/A
22:00:00	0	N/A	N/A	N/A
23:00:00	0	N/A	N/A	N/A
00:00:00	0	N/A	N/A	N/A
01:00:00	0	N/A	N/A	N/A
02:00:00	0	N/A	N/A	N/A
03:00:00	0	N/A	N/A	N/A
04:00:00	0	N/A	N/A	N/A
05:00:00	0	N/A	N/A	N/A
06:00:00	0	N/A	N/A	N/A
07:00:00	0	N/A	N/A	N/A
08:00:00	0	N/A	N/A	N/A
09:00:00	0	N/A	N/A	N/A
10:00:00	0	N/A	N/A	N/A
11:00:00	0	N/A	N/A	N/A
12:00:00	0	N/A	N/A	N/A
13:00:00	0	N/A	N/A	N/A
14:00:00	0	N/A	N/A	N/A
15:00:00	0	N/A	N/A	N/A
16:00:00	0	N/A	N/A	N/A
17:00:00	0	N/A	N/A	N/A
18:00:00	0	N/A	N/A	N/A
19:00:00	0	N/A	N/A	N/A
20:00:00	0	N/A	N/A	N/A
21:00:00	0	N/A	N/A	N/A
22:00:00	0	N/A	N/A	N/A
23:00:00	0	N/A	N/A	N/A
00:00:00	0	N/A	N/A	N/A
01:00:00	0	N/A	N/A	N/A
02:00:00	0	N/A	N/A	N/A
03:00:00	0	N/A	N/A	N/A
04:00:00	0	N/A	N/A	N/A
05:00:00	0	N/A	N/A	N/A
06:00:00	0	N/A	N/A	N/A
07:00:00	0	N/A	N/A	N/A
08:00:00	0	N/A	N/A	N/A
09:00:00	0	N/A	N/A	N/A
10:00:00	0	N/A	N/A	N/A
11:00:00	0	N/A	N/A	N/A

Starting Hour	Count	Average Speed of all Traffic	Violator Counts	Average Speed of Violators
12:00:00	0	N/A	N/A	N/A
13:00:00	0	N/A	N/A	N/A
14:00:00	0	N/A	N/A	N/A
15:00:00	0	N/A	N/A	N/A
16:00:00	0	N/A	N/A	N/A
17:00:00	0	N/A	N/A	N/A
18:00:00	0	N/A	N/A	N/A
19:00:00	0	N/A	N/A	N/A
20:00:00	0	N/A	N/A	N/A
21:00:00	0	N/A	N/A	N/A
22:00:00	0	N/A	N/A	N/A
23:00:00	0	N/A	N/A	N/A
00:00:00	0	N/A	N/A	N/A
01:00:00	0	N/A	N/A	N/A
02:00:00	0	N/A	N/A	N/A
03:00:00	0	N/A	N/A	N/A
04:00:00	0	N/A	N/A	N/A
05:00:00	0	N/A	N/A	N/A
06:00:00	0	N/A	N/A	N/A
07:00:00	0	N/A	N/A	N/A
08:00:00	0	N/A	N/A	N/A
09:00:00	0	N/A	N/A	N/A
10:00:00	0	N/A	N/A	N/A
11:00:00	0	N/A	N/A	N/A
12:00:00	0	N/A	N/A	N/A
13:00:00	0	N/A	N/A	N/A
14:00:00	0	N/A	N/A	N/A
15:00:00	0	N/A	N/A	N/A
16:00:00	0	N/A	N/A	N/A
17:00:00	0	N/A	N/A	N/A
18:00:00	0	N/A	N/A	N/A
19:00:00	0	N/A	N/A	N/A
20:00:00	0	N/A	N/A	N/A
21:00:00	0	N/A	N/A	N/A
22:00:00	0	N/A	N/A	N/A
23:00:00	0	N/A	N/A	N/A
00:00:00	0	N/A	N/A	N/A
01:00:00	0	N/A	N/A	N/A
02:00:00	0	N/A	N/A	N/A
03:00:00	0	N/A	N/A	N/A
04:00:00	0	N/A	N/A	N/A
05:00:00	0	N/A	N/A	N/A
06:00:00	0	N/A	N/A	N/A
07:00:00	0	N/A	N/A	N/A
08:00:00	0	N/A	N/A	N/A
09:00:00	0	N/A	N/A	N/A
10:00:00	0	N/A	N/A	N/A
11:00:00	0	N/A	N/A	N/A
12:00:00	0	N/A	N/A	N/A
13:00:00	0	N/A	N/A	N/A
14:00:00	0	N/A	N/A	N/A

Starting Hour	Count	Average Speed of all Traffic	Violator Counts	Average Speed of Violators
15:00:00	0	N/A	N/A	N/A
16:00:00	0	N/A	N/A	N/A
17:00:00	0	N/A	N/A	N/A
18:00:00	0	N/A	N/A	N/A
19:00:00	0	N/A	N/A	N/A
20:00:00	0	N/A	N/A	N/A
21:00:00	0	N/A	N/A	N/A
22:00:00	0	N/A	N/A	N/A
23:00:00	0	N/A	N/A	N/A
00:00:00	0	N/A	N/A	N/A
01:00:00	0	N/A	N/A	N/A
02:00:00	0	N/A	N/A	N/A
03:00:00	0	N/A	N/A	N/A
04:00:00	0	N/A	N/A	N/A
05:00:00	0	N/A	N/A	N/A
06:00:00	0	N/A	N/A	N/A
07:00:00	0	N/A	N/A	N/A
08:00:00	0	N/A	N/A	N/A
09:00:00	0	N/A	N/A	N/A
10:00:00	0	N/A	N/A	N/A
11:00:00	0	N/A	N/A	N/A
12:00:00	0	N/A	N/A	N/A
13:00:00	0	N/A	N/A	N/A
14:00:00	0	N/A	N/A	N/A
15:00:00	0	N/A	N/A	N/A
16:00:00	0	N/A	N/A	N/A
17:00:00	0	N/A	N/A	N/A
18:00:00	0	N/A	N/A	N/A
19:00:00	0	N/A	N/A	N/A
20:00:00	0	N/A	N/A	N/A
21:00:00	0	N/A	N/A	N/A
22:00:00	0	N/A	N/A	N/A
23:00:00	0	N/A	N/A	N/A
00:00:00	0	N/A	N/A	N/A
01:00:00	0	N/A	N/A	N/A
02:00:00	0	N/A	N/A	N/A
03:00:00	0	N/A	N/A	N/A
04:00:00	0	N/A	N/A	N/A
05:00:00	0	N/A	N/A	N/A
06:00:00	0	N/A	N/A	N/A
07:00:00	0	N/A	N/A	N/A
08:00:00	0	N/A	N/A	N/A
09:00:00	0	N/A	N/A	N/A
10:00:00	0	N/A	N/A	N/A
11:00:00	0	N/A	N/A	N/A
12:00:00	0	N/A	N/A	N/A
13:00:00	0	N/A	N/A	N/A
14:00:00	0	N/A	N/A	N/A
15:00:00	0	N/A	N/A	N/A
16:00:00	0	N/A	N/A	N/A
17:00:00	0	N/A	N/A	N/A

Starting Hour	Count	Average Speed of all Traffic	Violator Counts	Average Speed of Violators
18:00:00	0	N/A	N/A	N/A
19:00:00	0	N/A	N/A	N/A
20:00:00	0	N/A	N/A	N/A
21:00:00	0	N/A	N/A	N/A
22:00:00	0	N/A	N/A	N/A
23:00:00	0	N/A	N/A	N/A
00:00:00	0	N/A	N/A	N/A
01:00:00	0	N/A	N/A	N/A
02:00:00	0	N/A	N/A	N/A
03:00:00	0	N/A	N/A	N/A
04:00:00	0	N/A	N/A	N/A
05:00:00	0	N/A	N/A	N/A
06:00:00	0	N/A	N/A	N/A
07:00:00	0	N/A	N/A	N/A
08:00:00	0	N/A	N/A	N/A
09:00:00	0	N/A	N/A	N/A
10:00:00	0	N/A	N/A	N/A
11:00:00	0	N/A	N/A	N/A
12:00:00	0	N/A	N/A	N/A
13:00:00	0	N/A	N/A	N/A
14:00:00	0	N/A	N/A	N/A
15:00:00	0	N/A	N/A	N/A
16:00:00	0	N/A	N/A	N/A
17:00:00	0	N/A	N/A	N/A
18:00:00	0	N/A	N/A	N/A
19:00:00	0	N/A	N/A	N/A
20:00:00	0	N/A	N/A	N/A
21:00:00	0	N/A	N/A	N/A
22:00:00	0	N/A	N/A	N/A
23:00:00	0	N/A	N/A	N/A
00:00:00	0	N/A	N/A	N/A
01:00:00	0	N/A	N/A	N/A
02:00:00	0	N/A	N/A	N/A
03:00:00	0	N/A	N/A	N/A
04:00:00	0	N/A	N/A	N/A
05:00:00	0	N/A	N/A	N/A
06:00:00	0	N/A	N/A	N/A
07:00:00	0	N/A	N/A	N/A
08:00:00	0	N/A	N/A	N/A
09:00:00	0	N/A	N/A	N/A
10:00:00	0	N/A	N/A	N/A
11:00:00	0	N/A	N/A	N/A
12:00:00	0	N/A	N/A	N/A
13:00:00	0	N/A	N/A	N/A
14:00:00	0	N/A	N/A	N/A
15:00:00	0	N/A	N/A	N/A
16:00:00	0	N/A	N/A	N/A
17:00:00	0	N/A	N/A	N/A
18:00:00	0	N/A	N/A	N/A
19:00:00	0	N/A	N/A	N/A
20:00:00	0	N/A	N/A	N/A

Starting Hour	Count	Average Speed of all Traffic	Violator Counts	Average Speed of Violators
21:00:00	0	N/A	N/A	N/A
22:00:00	0	N/A	N/A	N/A
23:00:00	0	N/A	N/A	N/A
00:00:00	0	N/A	N/A	N/A
01:00:00	0	N/A	N/A	N/A
02:00:00	0	N/A	N/A	N/A
03:00:00	0	N/A	N/A	N/A
04:00:00	0	N/A	N/A	N/A
05:00:00	0	N/A	N/A	N/A
06:00:00	0	N/A	N/A	N/A
07:00:00	0	N/A	N/A	N/A
08:00:00	0	N/A	N/A	N/A
09:00:00	0	N/A	N/A	N/A
10:00:00	0	N/A	N/A	N/A
11:00:00	0	N/A	N/A	N/A
12:00:00	0	N/A	N/A	N/A
13:00:00	0	N/A	N/A	N/A
14:00:00	0	N/A	N/A	N/A
15:00:00	0	N/A	N/A	N/A
16:00:00	0	N/A	N/A	N/A
17:00:00	55	16.3	27	33.6
18:00:00	39	19.4	16	35.0
19:00:00	38	18.6	19	35.7
20:00:00	15	26.2	7	34.6
21:00:00	17	22.5	7	33.2
22:00:00	6	30.0	2	35.0
23:00:00	4	35.0	4	35.0
00:00:00	1	27.5	0	0.0
01:00:00	0	N/A	N/A	N/A
02:00:00	0	N/A	N/A	N/A
03:00:00	0	N/A	N/A	N/A
04:00:00	2	42.5	2	42.5
05:00:00	2	35.0	1	42.5
06:00:00	6	33.3	4	38.8
07:00:00	20	20.1	13	34.0
08:00:00	33	19.6	15	33.5
09:00:00	42	17.6	16	33.1
10:00:00	20	26.0	7	34.6
11:00:00	35	21.3	14	33.2
12:00:00	43	15.3	10	32.5
13:00:00	39	17.9	7	33.2
14:00:00	41	15.1	10	33.0
15:00:00	57	14.9	14	33.2
16:00:00	63	14.9	26	33.1
17:00:00	59	15.5	17	32.5
18:00:00	36	19.4	11	34.3
19:00:00	28	18.5	10	34.0
20:00:00	15	28.7	8	36.3
21:00:00	16	27.8	5	34.5
22:00:00	11	24.3	4	36.3
23:00:00	2	32.5	2	32.5

Starting Hour	Count	Average Speed of all Traffic	Violator Counts	Average Speed of Violators
00:00:00	2	30.0	1	32.5
01:00:00	1	42.5	1	42.5
02:00:00	0	N/A	N/A	N/A
03:00:00	1	32.5	1	32.5
04:00:00	1	42.5	1	42.5
05:00:00	4	33.8	2	40.0
06:00:00	8	23.1	6	34.2
07:00:00	28	25.8	15	35.2
08:00:00	36	17.0	16	33.8
09:00:00	32	20.9	11	33.9
10:00:00	35	19.1	10	33.5
11:00:00	39	17.2	8	33.1
12:00:00	34	20.6	14	33.6
13:00:00	48	16.2	21	34.2
14:00:00	42	18.9	16	33.4
15:00:00	56	18.3	24	33.8
16:00:00	66	13.0	22	33.0
17:00:00	56	15.3	21	33.9
18:00:00	55	16.6	19	33.6
19:00:00	29	23.0	14	34.6
20:00:00	13	14.8	3	32.5
21:00:00	11	25.9	3	37.5
22:00:00	8	26.6	5	34.5
23:00:00	5	29.5	2	40.0
00:00:00	4	26.3	0	0.0
01:00:00	0	N/A	N/A	N/A
02:00:00	0	N/A	N/A	N/A
03:00:00	0	N/A	N/A	N/A
04:00:00	2	27.5	1	32.5
05:00:00	2	32.5	1	37.5
06:00:00	7	33.9	5	37.5
07:00:00	7	26.4	4	33.8
08:00:00	23	20.4	7	33.2
09:00:00	32	21.3	12	34.6
10:00:00	35	18.9	13	32.9
11:00:00	45	16.2	11	32.5
12:00:00	40	20.9	22	34.1
13:00:00	37	18.9	12	34.2
14:00:00	52	15.9	17	33.4
15:00:00	50	15.3	10	34.0
16:00:00	39	22.4	16	34.4
17:00:00	45	17.9	17	33.4
18:00:00	44	19.5	16	34.4
19:00:00	44	14.1	13	33.3
20:00:00	20	24.3	10	34.5
21:00:00	13	19.8	7	33.2
22:00:00	20	27.8	12	34.2
23:00:00	15	26.5	6	36.7
00:00:00	4	32.5	3	34.2
01:00:00	1	32.5	1	32.5
02:00:00	3	35.8	2	40.0

Starting Hour	Count	Average Speed of all Traffic	Violator Counts	Average Speed of Violators
03:00:00	1	27.5	0	0.0
04:00:00	1	32.5	1	32.5
05:00:00	2	40.0	2	40.0
06:00:00	4	33.8	3	37.5
07:00:00	7	32.5	4	36.3
08:00:00	9	20.3	3	32.5
09:00:00	16	24.4	4	33.8
10:00:00	23	22.4	9	33.6
11:00:00	29	19.5	9	36.4
12:00:00	33	19.1	12	33.3
13:00:00	33	22.7	14	33.9
14:00:00	33	22.1	16	34.1
15:00:00	35	21.4	15	34.2
16:00:00	40	19.4	24	34.2
17:00:00	26	19.9	13	33.3
18:00:00	28	18.5	15	33.5
19:00:00	15	23.5	10	34.5
20:00:00	10	29.0	4	36.3
21:00:00	5	25.0	3	35.8
22:00:00	3	35.8	2	40.0
23:00:00	2	30.0	1	37.5
00:00:00	1	32.5	1	32.5
01:00:00	0	N/A	N/A	N/A
02:00:00	0	N/A	N/A	N/A
03:00:00	0	N/A	N/A	N/A
04:00:00	0	N/A	N/A	N/A
05:00:00	6	31.7	4	33.8
06:00:00	4	27.5	1	32.5
07:00:00	22	23.5	10	36.0
08:00:00	45	14.6	16	32.8
09:00:00	29	18.4	5	33.5
10:00:00	32	19.8	7	35.4
11:00:00	28	17.8	4	33.8
12:00:00	33	15.8	2	32.5
13:00:00	31	17.8	7	32.5
14:00:00	45	15.9	8	33.1
15:00:00	50	14.3	20	32.8
16:00:00	53	16.6	20	34.5
17:00:00	53	16.7	19	33.3
18:00:00	51	17.3	23	33.2
19:00:00	32	21.3	16	33.8
20:00:00	16	23.3	5	32.5
21:00:00	10	31.0	6	35.0
22:00:00	4	32.5	2	40.0
23:00:00	5	15.5	0	0.0
00:00:00	2	30.0	1	32.5
01:00:00	0	N/A	N/A	N/A
02:00:00	0	N/A	N/A	N/A
03:00:00	0	N/A	N/A	N/A
04:00:00	2	42.5	2	42.5
05:00:00	5	35.5	4	37.5

Starting Hour	Count	Average Speed of all Traffic	Violator Counts	Average Speed of Violators
06:00:00	4	28.8	2	32.5
07:00:00	25	18.7	18	33.1
08:00:00	47	14.8	15	32.8
09:00:00	31	17.7	18	33.1
10:00:00	37	20.5	12	33.8
11:00:00	25	24.3	9	33.6
12:00:00	46	14.6	7	32.5
13:00:00	28	21.3	11	33.4
14:00:00	40	16.1	11	33.9
15:00:00	57	13.1	11	33.4
16:00:00	50	16.0	16	33.1
17:00:00	58	16.5	20	33.8
18:00:00	60	14.9	20	34.0
19:00:00	22	20.8	8	33.1
20:00:00	16	15.2	8	32.5
21:00:00	12	32.1	10	35.0
22:00:00	2	27.5	0	0.0
23:00:00	2	30.0	1	32.5
00:00:00	0	N/A	N/A	N/A
01:00:00	1	37.5	1	37.5
02:00:00	0	N/A	N/A	N/A
03:00:00	0	N/A	N/A	N/A
04:00:00	1	42.5	1	42.5
05:00:00	4	27.5	1	32.5
06:00:00	4	32.5	3	34.2
07:00:00	21	27.3	9	35.8
08:00:00	45	17.4	20	32.5
09:00:00	36	19.0	14	33.9
10:00:00	33	18.4	7	33.2
11:00:00	36	15.3	10	33.0
12:00:00	29	20.0	8	36.3
13:00:00	45	16.2	11	33.9
14:00:00	65	12.2	17	33.1
15:00:00	52	16.4	22	33.2
16:00:00	47	16.2	24	32.7
17:00:00	47	16.1	22	33.4
18:00:00	53	18.2	25	34.7
19:00:00	32	21.5	15	34.5
20:00:00	13	19.8	2	35.0
21:00:00	13	19.2	4	36.3
22:00:00	9	31.9	5	36.5
23:00:00	5	26.0	3	34.2
00:00:00	0	N/A	N/A	N/A
01:00:00	1	27.5	0	0.0
02:00:00	0	N/A	N/A	N/A
03:00:00	1	37.5	1	37.5
04:00:00	3	37.5	3	37.5
05:00:00	4	28.8	1	37.5
06:00:00	4	36.3	4	36.3
07:00:00	22	22.3	10	33.5
08:00:00	42	16.0	21	34.2

Starting Hour	Count	Average Speed of all Traffic	Violator Counts	Average Speed of Violators
09:00:00	38	18.6	11	33.4
10:00:00	43	16.0	10	33.0
11:00:00	35	17.6	6	32.5
12:00:00	38	15.9	8	33.1
13:00:00	44	17.2	10	32.5
14:00:00	48	16.9	14	34.6
15:00:00	57	17.3	12	33.8
16:00:00	57	16.4	19	33.0
17:00:00	52	16.9	18	33.6
18:00:00	44	17.7	23	33.4
19:00:00	29	21.0	8	33.1
20:00:00	19	23.7	6	35.0
21:00:00	16	31.1	10	37.0
22:00:00	11	31.8	8	36.9
23:00:00	2	37.5	2	37.5
00:00:00	2	32.5	1	37.5
01:00:00	0	N/A	N/A	N/A
02:00:00	0	N/A	N/A	N/A
03:00:00	1	37.5	1	37.5
04:00:00	1	37.5	1	37.5
05:00:00	3	29.2	1	32.5
06:00:00	4	28.8	2	35.0
07:00:00	19	20.1	6	32.5
08:00:00	36	16.5	14	33.2
09:00:00	28	19.2	10	33.0
10:00:00	31	18.5	8	33.1
11:00:00	35	18.1	15	32.5
12:00:00	41	17.7	10	33.0
13:00:00	33	19.7	8	32.5
14:00:00	40	19.6	12	35.0
15:00:00	56	17.5	16	34.4
16:00:00	57	16.0	23	33.4
17:00:00	53	14.7	21	34.9
18:00:00	61	14.7	16	33.8
19:00:00	26	23.3	13	34.8
20:00:00	14	28.2	5	32.5
21:00:00	12	26.9	4	33.8
22:00:00	16	24.5	6	35.0
23:00:00	4	28.8	2	32.5
00:00:00	3	32.5	2	35.0
01:00:00	0	N/A	N/A	N/A
02:00:00	1	27.5	0	0.0
03:00:00	0	N/A	N/A	N/A
04:00:00	2	35.0	2	35.0
05:00:00	3	30.8	1	37.5
06:00:00	2	8.8	0	0.0
07:00:00	8	19.4	3	35.8
08:00:00	13	25.0	3	34.2
09:00:00	27	19.1	10	34.0
10:00:00	25	21.0	13	33.3
11:00:00	34	18.7	12	34.2

Starting Hour	Count	Average Speed of all Traffic	Violator Counts	Average Speed of Violators
12:00:00	40	19.1	18	33.6
13:00:00	40	17.1	15	33.2
14:00:00	49	17.2	15	33.8
15:00:00	46	17.4	14	33.9
16:00:00	30	18.4	7	33.2
17:00:00	38	18.9	5	36.5
18:00:00	53	14.4	7	34.6
19:00:00	34	21.0	7	34.6
20:00:00	24	19.7	9	32.5
21:00:00	11	27.0	4	33.8
22:00:00	13	18.5	2	35.0
23:00:00	20	24.3	10	34.0
00:00:00	3	32.5	2	35.0
01:00:00	1	37.5	1	37.5
02:00:00	1	32.5	1	32.5
03:00:00	1	27.5	0	0.0
04:00:00	1	27.5	0	0.0
05:00:00	2	37.5	2	37.5
06:00:00	2	27.5	1	32.5
07:00:00	2	35.0	2	35.0
08:00:00	14	27.3	7	34.6
09:00:00	21	19.3	10	33.0
10:00:00	24	21.5	10	33.5
11:00:00	30	21.3	13	33.3
12:00:00	42	18.2	13	35.2
13:00:00	40	17.5	17	33.1
14:00:00	33	19.1	13	33.3
15:00:00	25	27.5	12	34.6
16:00:00	42	17.6	12	33.3
17:00:00	24	23.5	12	35.0
18:00:00	20	23.3	7	34.6
19:00:00	17	22.2	7	33.9
20:00:00	11	25.5	3	32.5
21:00:00	7	33.9	6	35.0
22:00:00	6	29.2	3	34.2
23:00:00	3	34.2	2	37.5
00:00:00	0	N/A	N/A	N/A
01:00:00	0	N/A	N/A	N/A
02:00:00	0	N/A	N/A	N/A
03:00:00	0	N/A	N/A	N/A
04:00:00	0	N/A	N/A	N/A
05:00:00	6	32.5	3	37.5
06:00:00	4	31.3	3	32.5
07:00:00	31	19.8	15	34.2
08:00:00	48	15.3	15	33.2
09:00:00	28	18.8	7	33.2
10:00:00	32	19.6	15	34.5
11:00:00	39	16.4	9	32.5
12:00:00	41	17.2	9	33.6
13:00:00	40	16.2	10	32.5
14:00:00	40	16.7	9	33.1

Starting Hour	Count	Average Speed of all Traffic	Violator Counts	Average Speed of Violators
15:00:00	51	14.9	12	33.8
16:00:00	47	16.4	18	34.2
17:00:00	54	18.5	19	34.9
18:00:00	42	16.2	10	33.5
19:00:00	14	23.6	4	35.0
20:00:00	19	26.2	7	33.2
21:00:00	15	27.2	7	34.6
22:00:00	9	23.6	4	35.0
23:00:00	0	N/A	N/A	N/A
00:00:00	1	32.5	1	32.5
01:00:00	1	17.5	0	0.0
02:00:00	0	N/A	N/A	N/A
03:00:00	1	32.5	1	32.5
04:00:00	2	35.0	2	35.0
05:00:00	4	31.3	3	32.5
06:00:00	4	32.5	3	34.2
07:00:00	27	20.1	14	33.2
08:00:00	38	17.1	12	32.9
09:00:00	31	20.0	10	33.5
10:00:00	35	16.3	8	32.5
11:00:00	39	15.6	7	32.5
12:00:00	38	17.8	8	32.5
13:00:00	28	19.7	13	33.3
14:00:00	36	16.3	12	32.9
15:00:00	48	13.8	18	32.8
16:00:00	48	16.1	19	33.8
17:00:00	70	15.5	32	33.9
18:00:00	45	18.2	16	33.4
19:00:00	24	25.7	15	34.8
20:00:00	15	22.8	10	34.0
21:00:00	11	29.8	4	35.0
22:00:00	4	30.0	1	37.5
23:00:00	4	26.3	1	32.5
00:00:00	1	27.5	0	0.0
01:00:00	0	N/A	N/A	N/A
02:00:00	0	N/A	N/A	N/A
03:00:00	0	N/A	N/A	N/A
04:00:00	1	37.5	1	37.5
05:00:00	6	31.7	4	35.0
06:00:00	4	32.5	3	35.8
07:00:00	12	25.2	5	32.5
08:00:00	36	17.5	13	33.3
09:00:00	37	20.1	8	33.1
10:00:00	22	20.5	3	32.5
11:00:00	37	19.1	9	32.5
12:00:00	41	16.6	10	34.5
13:00:00	34	16.7	12	32.9
14:00:00	32	18.8	13	34.4
15:00:00	47	19.7	19	34.6
16:00:00	47	15.9	22	33.6
17:00:00	64	14.3	37	33.6

Starting Hour	Count	Average Speed of all Traffic	Violator Counts	Average Speed of Violators
18:00:00	49	15.9	21	33.2
19:00:00	38	18.8	16	35.0
20:00:00	15	23.7	7	33.2
21:00:00	15	30.3	10	35.5
22:00:00	10	31.0	5	34.5
23:00:00	2	27.5	0	0.0
00:00:00	1	27.5	0	0.0
01:00:00	0	N/A	N/A	N/A
02:00:00	1	27.5	0	0.0
03:00:00	1	32.5	1	32.5
04:00:00	2	18.8	2	37.5
05:00:00	4	31.3	2	35.0
06:00:00	4	23.1	3	32.5
07:00:00	12	29.4	8	35.0
08:00:00	37	19.0	17	34.3
09:00:00	32	16.5	8	32.5
10:00:00	25	15.3	3	32.5
11:00:00	35	17.6	6	33.3
12:00:00	24	20.0	4	33.8
13:00:00	45	15.1	8	33.8
14:00:00	40	18.9	11	33.0
15:00:00	66	16.2	33	34.5
16:00:00	50	15.4	24	34.0
17:00:00	66	13.9	28	33.4
18:00:00	46	14.7	15	33.8
19:00:00	33	21.8	10	34.0
20:00:00	12	29.0	8	34.4
21:00:00	11	23.2	4	38.8
22:00:00	6	28.3	2	32.5
23:00:00	4	35.0	3	37.5
00:00:00	1	32.5	1	32.5
01:00:00	1	32.5	1	32.5
02:00:00	1	32.5	1	32.5
03:00:00	0	N/A	N/A	N/A
04:00:00	1	37.5	1	37.5
05:00:00	2	32.5	1	37.5
06:00:00	3	29.2	1	37.5
07:00:00	16	25.2	9	34.2
08:00:00	30	19.9	13	33.7
09:00:00	39	22.8	17	34.0
10:00:00	29	20.5	17	33.1
11:00:00	26	20.8	14	33.9
12:00:00	37	20.8	15	34.5
13:00:00	35	17.3	12	33.8
14:00:00	47	15.8	15	33.2
15:00:00	51	18.7	24	33.8
16:00:00	52	16.9	18	32.8
17:00:00	42	18.2	16	33.8
18:00:00	46	16.7	14	32.9
19:00:00	28	20.6	12	34.2
20:00:00	14	28.4	5	37.5

Starting Hour	Count	Average Speed of all Traffic	Violator Counts	Average Speed of Violators
21:00:00	16	24.8	6	35.8
22:00:00	13	26.3	8	33.8
23:00:00	9	31.4	6	33.3
00:00:00	6	32.5	4	35.0
01:00:00	1	32.5	1	32.5
02:00:00	1	42.5	1	42.5
03:00:00	1	37.5	1	37.5
04:00:00	3	35.8	2	40.0
05:00:00	1	37.5	1	37.5
06:00:00	7	29.6	3	34.2
07:00:00	7	31.1	3	35.8
08:00:00	30	20.0	19	33.3
09:00:00	29	18.9	10	33.0
10:00:00	46	16.1	16	32.8
11:00:00	44	15.2	10	34.0
12:00:00	55	14.1	16	33.4
13:00:00	51	16.1	22	33.6
14:00:00	39	19.7	11	33.9
15:00:00	30	15.8	6	34.2
16:00:00	45	15.7	12	33.3
17:00:00	49	14.9	10	32.5
18:00:00	31	18.1	13	33.7
19:00:00	21	22.4	10	33.0
20:00:00	25	21.7	11	33.0
21:00:00	9	19.4	4	32.5
22:00:00	11	22.7	7	33.2
23:00:00	15	28.7	6	35.8
00:00:00	9	27.5	3	32.5
01:00:00	1	32.5	1	32.5
02:00:00	0	N/A	N/A	N/A
03:00:00	0	N/A	N/A	N/A
04:00:00	0	N/A	N/A	N/A
05:00:00	0	N/A	N/A	N/A
06:00:00	5	24.0	3	35.8
07:00:00	1	42.5	1	42.5
08:00:00	14	26.1	7	34.6
09:00:00	20	17.8	6	33.3
10:00:00	20	22.9	4	35.0
11:00:00	28	17.8	12	32.9
12:00:00	42	22.3	16	34.1
13:00:00	23	18.6	6	32.5
14:00:00	34	19.6	10	33.0
15:00:00	32	20.5	13	33.7
16:00:00	36	21.3	16	33.1
17:00:00	27	16.9	7	32.5
18:00:00	18	24.3	7	33.2
19:00:00	12	28.8	5	34.5
20:00:00	9	24.2	5	34.5
21:00:00	11	25.7	7	33.2
22:00:00	6	35.8	5	37.5
23:00:00	2	35.0	1	42.5

Starting Hour	Count	Average Speed of all Traffic	Violator Counts	Average Speed of Violators
00:00:00	3	30.8	2	32.5
01:00:00	3	30.8	1	37.5
02:00:00	0	N/A	N/A	N/A
03:00:00	0	N/A	N/A	N/A
04:00:00	1	32.5	1	32.5
05:00:00	3	30.8	1	37.5
06:00:00	2	37.5	2	37.5
07:00:00	20	27.6	13	34.8
08:00:00	19	28.9	8	35.6
09:00:00	25	19.2	3	32.5
10:00:00	23	21.7	5	34.5
11:00:00	47	15.5	10	33.0
12:00:00	46	18.4	15	34.2
13:00:00	34	19.4	4	33.8
14:00:00	35	17.1	8	35.0
15:00:00	35	22.1	13	34.8
16:00:00	48	19.2	18	34.2
17:00:00	46	15.3	22	33.0
18:00:00	55	18.1	20	34.3
19:00:00	19	20.1	7	33.9
20:00:00	16	24.4	5	35.5
21:00:00	10	21.3	5	33.5
22:00:00	8	30.6	4	36.3
23:00:00	3	27.5	1	32.5
00:00:00	1	27.5	0	0.0
01:00:00	2	32.5	1	37.5
02:00:00	0	N/A	N/A	N/A
03:00:00	0	N/A	N/A	N/A
04:00:00	2	30.0	1	32.5
05:00:00	5	30.5	2	35.0
06:00:00	2	30.0	1	37.5
07:00:00	14	22.1	5	36.5
08:00:00	22	21.7	8	32.5
09:00:00	31	19.0	11	34.3
10:00:00	34	16.5	7	32.5
11:00:00	27	18.4	3	32.5
12:00:00	38	21.4	10	33.5
13:00:00	46	16.4	6	33.3
14:00:00	26	19.4	6	33.3
15:00:00	40	16.6	14	32.9
16:00:00	46	19.5	18	34.4
17:00:00	53	16.4	28	33.4
18:00:00	46	14.6	14	35.4
19:00:00	21	18.8	10	33.5
20:00:00	13	32.1	8	35.6
21:00:00	12	25.4	7	33.2
22:00:00	8	34.4	6	37.5
23:00:00	3	32.5	2	35.0
00:00:00	2	30.0	1	32.5
01:00:00	1	37.5	1	37.5
02:00:00	0	N/A	N/A	N/A

Starting Hour	Count	Average Speed of all Traffic	Violator Counts	Average Speed of Violators
03:00:00	0	N/A	N/A	N/A
04:00:00	1	37.5	1	37.5
05:00:00	7	33.2	4	37.5
06:00:00	4	31.3	3	34.2
07:00:00	20	19.6	7	33.9
08:00:00	25	23.5	10	35.5
09:00:00	36	21.2	18	33.3
10:00:00	33	19.5	8	35.0
11:00:00	34	15.3	5	32.5
12:00:00	37	17.1	8	33.1
13:00:00	46	16.2	10	33.5
14:00:00	40	18.8	12	34.2
15:00:00	35	17.8	8	33.1
16:00:00	42	16.3	13	33.7
17:00:00	55	16.1	11	34.8
18:00:00	55	13.7	19	32.8
19:00:00	24	21.8	11	34.8
20:00:00	11	26.4	3	37.5
21:00:00	6	34.2	4	37.5
22:00:00	8	26.6	3	34.2
23:00:00	3	34.2	3	34.2
00:00:00	0	N/A	N/A	N/A
01:00:00	0	N/A	N/A	N/A
02:00:00	3	30.8	2	32.5
03:00:00	1	32.5	1	32.5
04:00:00	1	27.5	0	0.0
05:00:00	7	28.2	3	32.5
06:00:00	8	23.8	3	35.8
07:00:00	13	21.7	3	32.5
08:00:00	14	22.3	1	32.5
09:00:00	31	14.7	0	0.0
10:00:00	20	17.0	3	32.5
11:00:00	31	15.6	1	32.5
12:00:00	40	15.4	2	32.5
13:00:00	37	15.4	4	33.8
14:00:00	37	13.8	1	32.5
15:00:00	40	15.9	3	32.5
16:00:00	35	16.6	2	32.5
17:00:00	45	18.0	8	32.5
18:00:00	29	19.6	3	32.5
19:00:00	31	16.9	7	33.9
20:00:00	20	23.0	5	35.5
21:00:00	6	25.0	2	35.0
22:00:00	7	21.4	1	32.5
23:00:00	2	13.8	0	0.0
00:00:00	3	25.8	0	0.0
01:00:00	1	22.5	0	0.0
02:00:00	1	32.5	1	32.5
03:00:00	0	N/A	N/A	N/A
04:00:00	3	32.5	1	47.5
05:00:00	5	29.5	2	35.0

Starting Hour	Count	Average Speed of all Traffic	Violator Counts	Average Speed of Violators
06:00:00	3	20.8	0	0.0
07:00:00	14	16.3	1	32.5
08:00:00	17	15.9	3	32.5
09:00:00	28	15.6	1	32.5
10:00:00	24	16.9	1	32.5
11:00:00	30	16.3	1	32.5
12:00:00	27	16.9	1	32.5
13:00:00	41	12.9	0	0.0
14:00:00	22	16.0	1	32.5
15:00:00	34	17.2	2	32.5
16:00:00	49	13.4	5	33.5
17:00:00	41	15.2	8	32.5
18:00:00	38	12.8	1	32.5
19:00:00	37	15.9	4	32.5
20:00:00	18	16.7	2	32.5
21:00:00	21	16.8	3	34.2
22:00:00	11	21.1	1	32.5
23:00:00	7	25.0	4	33.8
00:00:00	3	29.2	1	42.5
01:00:00	3	30.8	1	37.5
02:00:00	0	N/A	N/A	N/A
03:00:00	0	N/A	N/A	N/A
04:00:00	3	37.5	3	37.5
05:00:00	1	22.5	0	0.0
06:00:00	2	25.0	0	0.0
07:00:00	4	27.5	1	32.5
08:00:00	9	22.8	1	32.5
09:00:00	14	22.1	3	32.5
10:00:00	27	15.3	2	32.5
11:00:00	20	21.3	4	35.0
12:00:00	38	17.2	9	33.1
13:00:00	41	17.0	10	33.0
14:00:00	37	21.3	14	33.6
15:00:00	40	18.3	17	33.4
16:00:00	35	16.5	17	33.1
17:00:00	42	17.1	22	33.9
18:00:00	41	16.9	16	33.4
19:00:00	26	18.2	14	34.3
20:00:00	20	20.6	10	34.5
21:00:00	10	32.0	6	35.0
22:00:00	12	25.6	4	32.5
23:00:00	13	24.2	8	36.3
00:00:00	5	26.5	1	32.5
01:00:00	5	32.5	4	33.8
02:00:00	1	32.5	1	32.5
03:00:00	0	N/A	N/A	N/A
04:00:00	1	37.5	1	37.5
05:00:00	0	N/A	N/A	N/A
06:00:00	2	30.0	1	32.5
07:00:00	4	20.6	1	32.5
08:00:00	4	31.3	2	35.0

Starting Hour	Count	Average Speed of all Traffic	Violator Counts	Average Speed of Violators
09:00:00	8	31.3	5	34.5
10:00:00	24	19.0	5	34.5
11:00:00	25	23.4	9	34.7
12:00:00	38	18.0	17	32.5
13:00:00	39	18.3	16	34.1
14:00:00	27	23.6	16	33.1
15:00:00	24	23.9	8	34.4
16:00:00	36	18.6	22	33.2
17:00:00	45	17.6	15	34.8
18:00:00	36	16.0	10	34.0
19:00:00	22	21.6	12	32.9
20:00:00	19	22.8	6	35.8
21:00:00	17	22.2	4	33.8
22:00:00	10	27.3	7	33.9
23:00:00	8	28.1	3	34.2
00:00:00	3	30.8	2	32.5
01:00:00	3	32.5	2	35.0
02:00:00	1	42.5	1	42.5
03:00:00	0	N/A	N/A	N/A
04:00:00	1	32.5	1	32.5
05:00:00	1	37.5	1	37.5
06:00:00	8	30.3	6	35.8
07:00:00	3	32.5	2	35.0
08:00:00	22	25.1	12	34.2
09:00:00	38	17.2	20	33.0
10:00:00	37	15.5	4	32.5
11:00:00	36	13.1	3	32.5
12:00:00	44	16.5	10	34.0
13:00:00	41	17.8	7	33.9
14:00:00	38	18.9	9	33.1
15:00:00	44	17.8	10	33.5
16:00:00	51	16.0	13	32.9
17:00:00	54	16.2	16	33.8
18:00:00	38	19.1	22	33.2
19:00:00	49	14.9	14	34.6
20:00:00	22	21.1	8	35.6
21:00:00	19	21.6	5	37.5
22:00:00	15	30.2	11	36.6
23:00:00	9	26.7	3	35.8
00:00:00	6	29.6	6	35.0
01:00:00	1	32.5	1	32.5
02:00:00	1	32.5	1	32.5
03:00:00	1	32.5	1	32.5
04:00:00	0	N/A	N/A	N/A
05:00:00	1	32.5	1	32.5
06:00:00	6	31.7	4	35.0
07:00:00	4	33.8	3	35.8
08:00:00	27	20.3	12	35.4
09:00:00	45	15.1	16	33.8
10:00:00	37	17.2	10	33.0
11:00:00	33	15.5	7	32.5

Starting Hour	Count	Average Speed of all Traffic	Violator Counts	Average Speed of Violators
12:00:00	45	17.2	9	33.1
13:00:00	40	18.9	10	34.0
14:00:00	36	17.7	12	33.3
15:00:00	46	12.8	7	32.5
16:00:00	54	16.4	23	33.2
17:00:00	62	17.0	27	33.8
18:00:00	70	16.8	32	34.4
19:00:00	43	17.6	26	33.5
20:00:00	20	26.6	9	36.9
21:00:00	15	24.7	8	35.0
22:00:00	14	26.1	8	35.0
23:00:00	9	30.6	6	36.7
00:00:00	2	32.5	1	37.5
01:00:00	0	N/A	N/A	N/A
02:00:00	2	25.0	0	0.0
03:00:00	1	42.5	1	42.5
04:00:00	1	32.5	1	32.5
05:00:00	1	32.5	1	32.5
06:00:00	7	23.9	5	36.5
07:00:00	7	20.4	4	32.5
08:00:00	21	26.3	15	34.5
09:00:00	47	18.2	18	34.2
10:00:00	35	18.4	9	33.1
11:00:00	36	18.8	15	32.8
12:00:00	30	21.4	12	33.8
13:00:00	38	18.3	14	34.3
14:00:00	33	20.8	13	34.4
15:00:00	41	16.5	11	33.9
16:00:00	59	15.0	26	33.8
17:00:00	55	12.5	8	33.1
18:00:00	43	17.9	10	33.5
19:00:00	38	18.3	14	35.4
20:00:00	30	18.8	10	33.5
21:00:00	21	28.9	14	34.3
22:00:00	10	27.8	5	33.5
23:00:00	8	30.0	4	33.8
00:00:00	4	31.3	2	35.0
01:00:00	0	N/A	N/A	N/A
02:00:00	0	N/A	N/A	N/A
03:00:00	0	N/A	N/A	N/A
04:00:00	3	29.2	1	32.5
05:00:00	1	42.5	1	42.5
06:00:00	8	31.9	5	35.5
07:00:00	4	23.1	2	32.5
08:00:00	24	20.3	8	33.8
09:00:00	41	17.0	16	34.1
10:00:00	27	20.3	6	32.5
11:00:00	35	16.0	3	32.5
12:00:00	32	16.6	10	32.5
13:00:00	38	18.5	20	32.8
14:00:00	40	17.4	11	33.4

Starting Hour	Count	Average Speed of all Traffic	Violator Counts	Average Speed of Violators
15:00:00	50	14.7	8	32.5
16:00:00	57	16.4	26	33.8
17:00:00	55	16.1	21	35.1
18:00:00	53	17.8	22	33.9
19:00:00	39	15.8	18	33.3
20:00:00	31	21.1	17	34.3
21:00:00	10	30.0	5	35.5
22:00:00	12	26.3	9	33.6
23:00:00	6	30.8	2	37.5
00:00:00	2	40.0	2	40.0
01:00:00	2	27.5	0	0.0
02:00:00	0	N/A	N/A	N/A
03:00:00	2	27.5	1	32.5
04:00:00	1	12.5	0	0.0
05:00:00	2	42.5	2	42.5
06:00:00	7	35.4	6	36.7
07:00:00	1	32.5	1	32.5
08:00:00	24	24.3	12	35.0
09:00:00	40	18.8	20	34.3
10:00:00	28	21.3	15	34.8
11:00:00	40	17.6	9	33.1
12:00:00	40	15.3	19	33.6
13:00:00	36	18.4	11	33.4
14:00:00	58	16.4	20	34.0
15:00:00	52	14.4	21	33.0
16:00:00	62	17.3	31	34.0
17:00:00	59	16.0	21	33.9
18:00:00	73	13.9	26	34.6
19:00:00	48	15.7	21	34.2
20:00:00	18	26.5	10	36.0
21:00:00	21	27.0	10	34.0
22:00:00	10	22.3	7	33.2
23:00:00	7	27.9	4	35.0
00:00:00	7	33.2	6	34.2
01:00:00	3	35.8	2	40.0
02:00:00	0	N/A	N/A	N/A
03:00:00	0	N/A	N/A	N/A
04:00:00	0	N/A	N/A	N/A
05:00:00	2	37.5	2	37.5
06:00:00	4	31.3	2	35.0
07:00:00	4	36.3	3	39.2
08:00:00	6	23.8	2	32.5
09:00:00	21	17.1	7	33.9
10:00:00	34	18.4	7	33.2
11:00:00	36	20.0	11	33.4
12:00:00	40	18.1	10	33.5
13:00:00	37	19.2	13	33.7
14:00:00	33	22.5	7	34.6
15:00:00	49	13.2	6	32.5
16:00:00	49	12.0	3	32.5
17:00:00	44	16.1	12	32.9

Starting Hour	Count	Average Speed of all Traffic	Violator Counts	Average Speed of Violators
18:00:00	41	19.3	17	33.7
19:00:00	33	20.5	17	33.7
20:00:00	17	21.5	8	33.8
21:00:00	10	27.3	4	37.5
22:00:00	15	25.8	8	35.0
23:00:00	11	31.6	7	34.6
00:00:00	6	33.3	4	36.3
01:00:00	7	28.9	3	34.2
02:00:00	3	25.8	2	32.5
03:00:00	0	N/A	N/A	N/A
04:00:00	0	N/A	N/A	N/A
05:00:00	1	32.5	1	32.5
06:00:00	2	37.5	2	37.5
07:00:00	4	31.3	3	34.2
08:00:00	1	32.5	1	32.5
09:00:00	11	27.3	6	34.2
10:00:00	19	25.1	14	35.0
11:00:00	24	24.0	8	34.4
12:00:00	32	18.6	7	33.2
13:00:00	33	21.8	24	34.8
14:00:00	29	23.4	16	34.4
15:00:00	32	18.1	12	34.2
16:00:00	42	15.9	14	33.6
17:00:00	49	19.0	23	33.6
18:00:00	28	19.4	8	33.8
19:00:00	24	25.6	9	36.4
20:00:00	14	23.6	9	37.5
21:00:00	9	27.8	6	35.0
22:00:00	6	33.3	4	36.3
23:00:00	7	28.2	4	32.5
00:00:00	2	37.5	2	37.5
01:00:00	3	29.2	2	32.5
02:00:00	2	32.5	1	37.5
03:00:00	1	47.5	1	47.5
04:00:00	1	37.5	1	37.5
05:00:00	0	N/A	N/A	N/A
06:00:00	5	33.5	3	39.2
07:00:00	6	31.7	4	35.0
08:00:00	18	27.2	10	34.5
09:00:00	33	17.6	12	32.9
10:00:00	28	18.4	10	33.5
11:00:00	16	20.5	3	35.8
12:00:00	27	16.3	6	33.3
13:00:00	46	16.7	11	33.9
14:00:00	35	18.3	5	32.5
15:00:00	46	15.3	9	34.2
16:00:00	61	13.0	10	34.5
17:00:00	58	16.7	25	34.1
18:00:00	57	16.6	24	33.5
19:00:00	51	17.0	18	33.3
20:00:00	19	25.5	11	34.3

Starting Hour	Count	Average Speed of all Traffic	Violator Counts	Average Speed of Violators
21:00:00	16	23.9	6	35.8
22:00:00	11	26.8	6	34.2
23:00:00	5	30.5	3	34.2
00:00:00	8	32.5	4	37.5
01:00:00	1	32.5	1	32.5
02:00:00	1	27.5	0	0.0
03:00:00	0	N/A	N/A	N/A
04:00:00	1	37.5	1	37.5
05:00:00	1	37.5	1	37.5
06:00:00	5	29.0	5	35.5
07:00:00	4	28.8	2	32.5
08:00:00	19	24.1	9	33.6
09:00:00	41	17.4	20	33.8
10:00:00	29	21.5	13	34.0
11:00:00	29	20.1	7	33.9
12:00:00	29	18.5	9	33.1
13:00:00	37	18.0	10	33.0
14:00:00	30	18.3	11	32.5
15:00:00	40	18.3	10	33.5
16:00:00	62	15.8	20	33.3
17:00:00	41	14.3	12	32.9
18:00:00	51	18.0	18	34.2
19:00:00	49	17.3	18	34.7
20:00:00	24	20.8	14	34.6
21:00:00	18	23.5	14	35.0
22:00:00	10	27.3	4	36.3
23:00:00	10	27.3	6	33.3
00:00:00	3	30.8	2	35.0
01:00:00	0	N/A	N/A	N/A
02:00:00	0	N/A	N/A	N/A
03:00:00	1	32.5	1	32.5
04:00:00	2	30.0	1	37.5
05:00:00	1	37.5	1	37.5
06:00:00	7	36.1	6	37.5
07:00:00	8	26.3	5	38.5
08:00:00	25	18.5	11	33.4
09:00:00	45	16.5	16	33.8
10:00:00	23	21.6	8	33.1
11:00:00	35	18.9	10	33.5
12:00:00	28	16.1	2	35.0
13:00:00	30	12.3	1	32.5
14:00:00	39	16.2	10	33.5
15:00:00	41	17.0	7	33.9
16:00:00	48	16.3	15	34.5
17:00:00	58	15.0	14	34.6
18:00:00	49	16.6	19	33.6
19:00:00	43	17.8	24	34.4
20:00:00	23	20.0	8	33.8
21:00:00	17	21.9	5	33.5
22:00:00	9	26.1	4	33.8
23:00:00	11	21.4	4	36.3

Starting Hour	Count	Average Speed of all Traffic	Violator Counts	Average Speed of Violators
00:00:00	5	28.5	2	35.0
01:00:00	1	27.5	0	0.0
02:00:00	1	42.5	1	42.5
03:00:00	0	N/A	N/A	N/A
04:00:00	1	37.5	1	37.5
05:00:00	1	32.5	1	32.5
06:00:00	10	32.5	6	35.8
07:00:00	4	20.6	1	32.5
08:00:00	22	21.4	12	32.9
09:00:00	46	16.7	20	33.8
10:00:00	34	18.2	13	32.9
11:00:00	30	19.8	7	33.2
12:00:00	32	18.3	6	34.2
13:00:00	37	19.1	11	33.4
14:00:00	35	16.6	7	33.2
15:00:00	32	19.5	5	35.5
16:00:00	55	15.0	21	33.0
17:00:00	53	17.0	13	34.0
18:00:00	56	16.2	28	34.1
19:00:00	36	19.7	13	35.2
20:00:00	26	24.1	9	35.3
21:00:00	17	26.5	7	36.8
22:00:00	12	23.3	3	34.2
23:00:00	15	29.2	7	32.5
00:00:00	3	27.5	1	32.5
01:00:00	2	37.5	2	37.5
02:00:00	0	N/A	N/A	N/A
03:00:00	1	32.5	1	32.5
04:00:00	0	N/A	N/A	N/A
05:00:00	1	47.5	1	47.5
06:00:00	6	37.5	5	39.5
07:00:00	5	32.5	3	35.8
08:00:00	24	22.8	10	34.0
09:00:00	51	14.8	23	34.0
10:00:00	18	24.6	8	34.4
11:00:00	29	21.6	13	33.3
12:00:00	34	21.0	12	33.3
13:00:00	33	19.9	10	34.5
14:00:00	39	18.7	15	33.5
15:00:00	39	20.1	20	33.5
16:00:00	69	12.9	20	33.0
17:00:00	54	15.3	20	33.3
18:00:00	60	16.3	26	34.0
19:00:00	44	19.3	22	33.6
20:00:00	26	19.6	6	33.3
21:00:00	16	23.6	7	34.6
22:00:00	20	23.3	8	33.1
23:00:00	7	32.5	5	34.5
00:00:00	5	31.5	3	34.2
01:00:00	4	28.8	1	37.5
02:00:00	0	N/A	N/A	N/A

Starting Hour	Count	Average Speed of all Traffic	Violator Counts	Average Speed of Violators
03:00:00	1	22.5	0	0.0
04:00:00	0	N/A	N/A	N/A
05:00:00	2	32.5	2	32.5
06:00:00	1	37.5	1	37.5
07:00:00	6	33.3	5	35.5
08:00:00	10	20.3	3	32.5
09:00:00	14	22.1	3	32.5
10:00:00	21	17.6	4	33.8
11:00:00	27	15.7	0	0.0
12:00:00	35	17.7	9	34.2
13:00:00	38	16.0	6	32.5
14:00:00	35	21.4	9	34.2
15:00:00	25	20.3	8	33.1
16:00:00	30	16.0	5	32.5
17:00:00	39	14.1	5	33.5
18:00:00	33	19.8	13	34.0
19:00:00	35	14.3	10	33.0
20:00:00	32	18.4	12	33.8
21:00:00	14	28.8	8	33.8
22:00:00	17	24.7	8	34.4
23:00:00	12	21.0	3	32.5
00:00:00	6	30.0	2	35.0
01:00:00	6	30.8	4	33.8
02:00:00	3	37.5	3	37.5
03:00:00	1	37.5	1	37.5
04:00:00	0	N/A	N/A	N/A
05:00:00	1	22.5	0	0.0
06:00:00	3	32.5	2	35.0
07:00:00	4	31.3	1	47.5
08:00:00	7	25.7	3	35.8
09:00:00	8	31.3	5	34.5
10:00:00	11	26.4	5	32.5
11:00:00	23	20.5	9	33.6
12:00:00	23	25.9	9	34.2
13:00:00	45	15.7	12	32.9
14:00:00	31	21.3	8	33.1
15:00:00	44	16.9	9	34.2
16:00:00	35	21.1	14	34.3
17:00:00	48	15.8	23	33.4
18:00:00	27	20.3	10	33.5
19:00:00	15	30.7	9	36.4
20:00:00	12	31.0	10	35.0
21:00:00	9	28.6	3	34.2
22:00:00	7	31.8	4	36.3
23:00:00	4	28.8	1	32.5
00:00:00	2	37.5	2	37.5
01:00:00	2	32.5	2	32.5
02:00:00	2	37.5	2	37.5
03:00:00	0	N/A	N/A	N/A
04:00:00	1	37.5	1	37.5
05:00:00	2	37.5	2	37.5

Starting Hour	Count	Average Speed of all Traffic	Violator Counts	Average Speed of Violators
06:00:00	5	32.5	3	35.8
07:00:00	3	35.8	2	40.0
08:00:00	21	22.4	9	33.6
09:00:00	38	18.9	22	34.3
10:00:00	35	15.1	7	33.2
11:00:00	15	21.2	4	35.0
12:00:00	24	22.3	7	33.2
13:00:00	55	15.8	9	34.2
14:00:00	28	20.7	7	33.9
15:00:00	36	17.2	13	33.7
16:00:00	53	15.8	21	33.0
17:00:00	58	15.3	16	33.8
18:00:00	46	13.6	20	33.0
19:00:00	45	19.7	21	34.9
20:00:00	17	24.1	7	33.2
21:00:00	13	22.3	6	32.5
22:00:00	13	30.0	7	36.1
23:00:00	9	29.2	4	35.0
00:00:00	1	27.5	0	0.0
01:00:00	1	22.5	0	0.0
02:00:00	1	32.5	1	32.5
03:00:00	0	N/A	N/A	N/A
04:00:00	0	N/A	N/A	N/A
05:00:00	3	37.5	3	37.5
06:00:00	4	33.8	3	35.8
07:00:00	8	29.7	6	35.8
08:00:00	22	24.8	11	34.8
09:00:00	37	17.4	17	33.1
10:00:00	32	20.3	11	33.0
11:00:00	29	13.9	0	0.0
12:00:00	29	15.4	4	32.5
13:00:00	31	20.2	8	33.1
14:00:00	37	16.1	6	32.5
15:00:00	32	19.0	9	33.6
16:00:00	55	15.5	16	34.1
17:00:00	47	15.9	12	32.9
18:00:00	56	16.6	20	33.5
19:00:00	52	15.8	23	32.9
20:00:00	24	19.0	12	33.3
21:00:00	0	N/A	N/A	N/A
22:00:00	0	N/A	N/A	N/A
23:00:00	0	N/A	N/A	N/A
00:00:00	0	N/A	N/A	N/A
01:00:00	0	N/A	N/A	N/A
02:00:00	0	N/A	N/A	N/A
03:00:00	0	N/A	N/A	N/A
04:00:00	0	N/A	N/A	N/A
05:00:00	0	N/A	N/A	N/A
06:00:00	0	N/A	N/A	N/A
07:00:00	0	N/A	N/A	N/A
08:00:00	0	N/A	N/A	N/A

Starting Hour	Count	Average Speed of all Traffic	Violator Counts	Average Speed of Violators
09:00:00	0	N/A	N/A	N/A
10:00:00	0	N/A	N/A	N/A
11:00:00	0	N/A	N/A	N/A
12:00:00	0	N/A	N/A	N/A
13:00:00	0	N/A	N/A	N/A
14:00:00	0	N/A	N/A	N/A
15:00:00	0	N/A	N/A	N/A
16:00:00	0	N/A	N/A	N/A
17:00:00	0	N/A	N/A	N/A
18:00:00	0	N/A	N/A	N/A
19:00:00	0	N/A	N/A	N/A
20:00:00	0	N/A	N/A	N/A
21:00:00	0	N/A	N/A	N/A
22:00:00	0	N/A	N/A	N/A
23:00:00	0	N/A	N/A	N/A
00:00:00	0	N/A	N/A	N/A
01:00:00	0	N/A	N/A	N/A
02:00:00	0	N/A	N/A	N/A
03:00:00	0	N/A	N/A	N/A
04:00:00	0	N/A	N/A	N/A
05:00:00	0	N/A	N/A	N/A
06:00:00	0	N/A	N/A	N/A
07:00:00	0	N/A	N/A	N/A
08:00:00	0	N/A	N/A	N/A
09:00:00	0	N/A	N/A	N/A
10:00:00	0	N/A	N/A	N/A
11:00:00	0	N/A	N/A	N/A
12:00:00	0	N/A	N/A	N/A
13:00:00	0	N/A	N/A	N/A
14:00:00	0	N/A	N/A	N/A
15:00:00	0	N/A	N/A	N/A
16:00:00	0	N/A	N/A	N/A
17:00:00	0	N/A	N/A	N/A
18:00:00	0	N/A	N/A	N/A
19:00:00	0	N/A	N/A	N/A
20:00:00	0	N/A	N/A	N/A
21:00:00	0	N/A	N/A	N/A
22:00:00	0	N/A	N/A	N/A
23:00:00	0	N/A	N/A	N/A
00:00:00	0	N/A	N/A	N/A
01:00:00	0	N/A	N/A	N/A
02:00:00	0	N/A	N/A	N/A
03:00:00	0	N/A	N/A	N/A
04:00:00	0	N/A	N/A	N/A
05:00:00	0	N/A	N/A	N/A
06:00:00	0	N/A	N/A	N/A
07:00:00	0	N/A	N/A	N/A
08:00:00	0	N/A	N/A	N/A
09:00:00	0	N/A	N/A	N/A
10:00:00	0	N/A	N/A	N/A
11:00:00	0	N/A	N/A	N/A

Starting Hour	Count	Average Speed of all Traffic	Violator Counts	Average Speed of Violators
12:00:00	0	N/A	N/A	N/A
13:00:00	0	N/A	N/A	N/A
14:00:00	0	N/A	N/A	N/A
15:00:00	0	N/A	N/A	N/A
16:00:00	0	N/A	N/A	N/A
17:00:00	0	N/A	N/A	N/A
18:00:00	0	N/A	N/A	N/A
19:00:00	0	N/A	N/A	N/A
20:00:00	0	N/A	N/A	N/A
21:00:00	0	N/A	N/A	N/A
22:00:00	0	N/A	N/A	N/A
23:00:00	0	N/A	N/A	N/A
00:00:00	0	N/A	N/A	N/A
01:00:00	0	N/A	N/A	N/A
02:00:00	0	N/A	N/A	N/A
03:00:00	0	N/A	N/A	N/A
04:00:00	0	N/A	N/A	N/A
05:00:00	0	N/A	N/A	N/A
06:00:00	0	N/A	N/A	N/A
07:00:00	0	N/A	N/A	N/A
08:00:00	0	N/A	N/A	N/A
09:00:00	0	N/A	N/A	N/A
10:00:00	0	N/A	N/A	N/A
11:00:00	0	N/A	N/A	N/A
12:00:00	0	N/A	N/A	N/A
13:00:00	0	N/A	N/A	N/A
14:00:00	0	N/A	N/A	N/A
15:00:00	0	N/A	N/A	N/A
16:00:00	0	N/A	N/A	N/A
17:00:00	0	N/A	N/A	N/A
18:00:00	0	N/A	N/A	N/A
19:00:00	0	N/A	N/A	N/A
20:00:00	0	N/A	N/A	N/A
21:00:00	0	N/A	N/A	N/A
22:00:00	0	N/A	N/A	N/A
23:00:00	0	N/A	N/A	N/A
00:00:00	0	N/A	N/A	N/A
01:00:00	0	N/A	N/A	N/A
02:00:00	0	N/A	N/A	N/A
03:00:00	0	N/A	N/A	N/A
04:00:00	0	N/A	N/A	N/A
05:00:00	0	N/A	N/A	N/A
06:00:00	0	N/A	N/A	N/A
07:00:00	0	N/A	N/A	N/A
08:00:00	0	N/A	N/A	N/A
09:00:00	0	N/A	N/A	N/A
10:00:00	0	N/A	N/A	N/A
11:00:00	0	N/A	N/A	N/A
12:00:00	0	N/A	N/A	N/A
13:00:00	0	N/A	N/A	N/A
14:00:00	0	N/A	N/A	N/A

Starting Hour	Count	Average Speed of all Traffic	Violator Counts	Average Speed of Violators
15:00:00	0	N/A	N/A	N/A
16:00:00	0	N/A	N/A	N/A
17:00:00	0	N/A	N/A	N/A
18:00:00	0	N/A	N/A	N/A
19:00:00	0	N/A	N/A	N/A
20:00:00	0	N/A	N/A	N/A
21:00:00	0	N/A	N/A	N/A
22:00:00	0	N/A	N/A	N/A
23:00:00	0	N/A	N/A	N/A
00:00:00	0	N/A	N/A	N/A
01:00:00	0	N/A	N/A	N/A
02:00:00	0	N/A	N/A	N/A
03:00:00	0	N/A	N/A	N/A
04:00:00	0	N/A	N/A	N/A
05:00:00	0	N/A	N/A	N/A
06:00:00	0	N/A	N/A	N/A
07:00:00	0	N/A	N/A	N/A
08:00:00	0	N/A	N/A	N/A
09:00:00	0	N/A	N/A	N/A
10:00:00	0	N/A	N/A	N/A
11:00:00	0	N/A	N/A	N/A
12:00:00	0	N/A	N/A	N/A
13:00:00	0	N/A	N/A	N/A
14:00:00	0	N/A	N/A	N/A
15:00:00	0	N/A	N/A	N/A
16:00:00	0	N/A	N/A	N/A
17:00:00	0	N/A	N/A	N/A
18:00:00	0	N/A	N/A	N/A
19:00:00	0	N/A	N/A	N/A
20:00:00	0	N/A	N/A	N/A
21:00:00	0	N/A	N/A	N/A
22:00:00	0	N/A	N/A	N/A
23:00:00	0	N/A	N/A	N/A
00:00:00	0	N/A	N/A	N/A
01:00:00	0	N/A	N/A	N/A
02:00:00	0	N/A	N/A	N/A
03:00:00	0	N/A	N/A	N/A
04:00:00	0	N/A	N/A	N/A
05:00:00	0	N/A	N/A	N/A
06:00:00	0	N/A	N/A	N/A
07:00:00	0	N/A	N/A	N/A
08:00:00	0	N/A	N/A	N/A
09:00:00	0	N/A	N/A	N/A
10:00:00	0	N/A	N/A	N/A
11:00:00	0	N/A	N/A	N/A
12:00:00	0	N/A	N/A	N/A
13:00:00	0	N/A	N/A	N/A
14:00:00	0	N/A	N/A	N/A
15:00:00	0	N/A	N/A	N/A
16:00:00	0	N/A	N/A	N/A
17:00:00	0	N/A	N/A	N/A

Starting Hour	Count	Average Speed of all Traffic	Violator Counts	Average Speed of Violators
18:00:00	0	N/A	N/A	N/A
19:00:00	0	N/A	N/A	N/A
20:00:00	0	N/A	N/A	N/A
21:00:00	0	N/A	N/A	N/A
22:00:00	0	N/A	N/A	N/A
23:00:00	0	N/A	N/A	N/A
00:00:00	0	N/A	N/A	N/A
01:00:00	0	N/A	N/A	N/A
02:00:00	0	N/A	N/A	N/A
03:00:00	0	N/A	N/A	N/A
04:00:00	0	N/A	N/A	N/A
05:00:00	0	N/A	N/A	N/A
06:00:00	0	N/A	N/A	N/A
07:00:00	0	N/A	N/A	N/A
08:00:00	0	N/A	N/A	N/A
09:00:00	0	N/A	N/A	N/A
10:00:00	0	N/A	N/A	N/A
11:00:00	0	N/A	N/A	N/A
12:00:00	0	N/A	N/A	N/A
13:00:00	0	N/A	N/A	N/A
14:00:00	0	N/A	N/A	N/A
15:00:00	0	N/A	N/A	N/A
16:00:00	0	N/A	N/A	N/A
17:00:00	0	N/A	N/A	N/A
18:00:00	0	N/A	N/A	N/A
19:00:00	0	N/A	N/A	N/A
20:00:00	0	N/A	N/A	N/A
21:00:00	0	N/A	N/A	N/A
22:00:00	0	N/A	N/A	N/A
23:00:00	0	N/A	N/A	N/A
00:00:00	0	N/A	N/A	N/A
01:00:00	0	N/A	N/A	N/A
02:00:00	0	N/A	N/A	N/A
03:00:00	0	N/A	N/A	N/A
04:00:00	0	N/A	N/A	N/A
05:00:00	0	N/A	N/A	N/A
06:00:00	0	N/A	N/A	N/A
07:00:00	0	N/A	N/A	N/A
08:00:00	0	N/A	N/A	N/A
09:00:00	0	N/A	N/A	N/A
10:00:00	0	N/A	N/A	N/A
11:00:00	0	N/A	N/A	N/A
12:00:00	0	N/A	N/A	N/A
13:00:00	0	N/A	N/A	N/A
14:00:00	0	N/A	N/A	N/A
15:00:00	0	N/A	N/A	N/A
16:00:00	0	N/A	N/A	N/A
17:00:00	0	N/A	N/A	N/A
18:00:00	0	N/A	N/A	N/A
19:00:00	0	N/A	N/A	N/A
20:00:00	0	N/A	N/A	N/A

Starting Hour	Count	Average Speed of all Traffic	Violator Counts	Average Speed of Violators
21:00:00	0	N/A	N/A	N/A
22:00:00	0	N/A	N/A	N/A
23:00:00	0	N/A	N/A	N/A
00:00:00	0	N/A	N/A	N/A
01:00:00	0	N/A	N/A	N/A
02:00:00	0	N/A	N/A	N/A
03:00:00	0	N/A	N/A	N/A
04:00:00	0	N/A	N/A	N/A
05:00:00	0	N/A	N/A	N/A
06:00:00	0	N/A	N/A	N/A
07:00:00	0	N/A	N/A	N/A
08:00:00	0	N/A	N/A	N/A
09:00:00	0	N/A	N/A	N/A
10:00:00	0	N/A	N/A	N/A
11:00:00	0	N/A	N/A	N/A
12:00:00	0	N/A	N/A	N/A
13:00:00	0	N/A	N/A	N/A
14:00:00	0	N/A	N/A	N/A
15:00:00	0	N/A	N/A	N/A
16:00:00	0	N/A	N/A	N/A
17:00:00	0	N/A	N/A	N/A
18:00:00	0	N/A	N/A	N/A
19:00:00	0	N/A	N/A	N/A
20:00:00	0	N/A	N/A	N/A
21:00:00	0	N/A	N/A	N/A
22:00:00	0	N/A	N/A	N/A
23:00:00	0	N/A	N/A	N/A
00:00:00	0	N/A	N/A	N/A
01:00:00	0	N/A	N/A	N/A
02:00:00	0	N/A	N/A	N/A
03:00:00	0	N/A	N/A	N/A
04:00:00	0	N/A	N/A	N/A
05:00:00	0	N/A	N/A	N/A
06:00:00	0	N/A	N/A	N/A
07:00:00	0	N/A	N/A	N/A
08:00:00	0	N/A	N/A	N/A
09:00:00	0	N/A	N/A	N/A
10:00:00	0	N/A	N/A	N/A
11:00:00	0	N/A	N/A	N/A
12:00:00	0	N/A	N/A	N/A
13:00:00	0	N/A	N/A	N/A
14:00:00	0	N/A	N/A	N/A
15:00:00	0	N/A	N/A	N/A
16:00:00	0	N/A	N/A	N/A
17:00:00	0	N/A	N/A	N/A
18:00:00	0	N/A	N/A	N/A
19:00:00	0	N/A	N/A	N/A
20:00:00	0	N/A	N/A	N/A
21:00:00	0	N/A	N/A	N/A
22:00:00	0	N/A	N/A	N/A
23:00:00	0	N/A	N/A	N/A

Starting Hour	Count	Average Speed of all Traffic	Violator Counts	Average Speed of Violators
00:00:00	0	N/A	N/A	N/A
01:00:00	0	N/A	N/A	N/A
02:00:00	0	N/A	N/A	N/A
03:00:00	0	N/A	N/A	N/A
04:00:00	0	N/A	N/A	N/A
05:00:00	0	N/A	N/A	N/A
06:00:00	0	N/A	N/A	N/A
07:00:00	0	N/A	N/A	N/A
08:00:00	0	N/A	N/A	N/A
09:00:00	0	N/A	N/A	N/A
10:00:00	0	N/A	N/A	N/A
11:00:00	0	N/A	N/A	N/A
12:00:00	0	N/A	N/A	N/A
13:00:00	0	N/A	N/A	N/A
14:00:00	0	N/A	N/A	N/A
15:00:00	0	N/A	N/A	N/A
16:00:00	0	N/A	N/A	N/A
17:00:00	0	N/A	N/A	N/A
18:00:00	0	N/A	N/A	N/A
19:00:00	0	N/A	N/A	N/A
20:00:00	0	N/A	N/A	N/A
21:00:00	0	N/A	N/A	N/A
22:00:00	0	N/A	N/A	N/A
23:00:00	0	N/A	N/A	N/A
00:00:00	0	N/A	N/A	N/A
01:00:00	0	N/A	N/A	N/A
02:00:00	0	N/A	N/A	N/A
03:00:00	0	N/A	N/A	N/A
04:00:00	0	N/A	N/A	N/A
05:00:00	0	N/A	N/A	N/A
06:00:00	0	N/A	N/A	N/A
07:00:00	0	N/A	N/A	N/A
08:00:00	0	N/A	N/A	N/A
09:00:00	0	N/A	N/A	N/A
10:00:00	0	N/A	N/A	N/A
11:00:00	0	N/A	N/A	N/A
12:00:00	0	N/A	N/A	N/A
13:00:00	0	N/A	N/A	N/A
14:00:00	0	N/A	N/A	N/A
15:00:00	0	N/A	N/A	N/A
16:00:00	0	N/A	N/A	N/A
17:00:00	0	N/A	N/A	N/A
18:00:00	0	N/A	N/A	N/A
19:00:00	0	N/A	N/A	N/A
20:00:00	0	N/A	N/A	N/A
21:00:00	0	N/A	N/A	N/A
22:00:00	0	N/A	N/A	N/A
23:00:00	0	N/A	N/A	N/A
00:00:00	0	N/A	N/A	N/A
01:00:00	0	N/A	N/A	N/A
02:00:00	0	N/A	N/A	N/A

Starting Hour	Count	Average Speed of all Traffic	Violator Counts	Average Speed of Violators
03:00:00	0	N/A	N/A	N/A
04:00:00	0	N/A	N/A	N/A
05:00:00	0	N/A	N/A	N/A
06:00:00	0	N/A	N/A	N/A
07:00:00	0	N/A	N/A	N/A
08:00:00	0	N/A	N/A	N/A
09:00:00	0	N/A	N/A	N/A
10:00:00	0	N/A	N/A	N/A
11:00:00	0	N/A	N/A	N/A
12:00:00	0	N/A	N/A	N/A
13:00:00	0	N/A	N/A	N/A
14:00:00	0	N/A	N/A	N/A
15:00:00	0	N/A	N/A	N/A
16:00:00	0	N/A	N/A	N/A
17:00:00	0	N/A	N/A	N/A
18:00:00	0	N/A	N/A	N/A
19:00:00	0	N/A	N/A	N/A
20:00:00	0	N/A	N/A	N/A
21:00:00	0	N/A	N/A	N/A
22:00:00	0	N/A	N/A	N/A
23:00:00	0	N/A	N/A	N/A

Incoming Histogram

Hall Lane facing into the Village

from Sat-Sep-04-2021-05-00-PM to Wed-Dec-01-2021-02-59-PM

Date	Starting Hr:min	<15	15 to <20	20 to <25	25 to <30	30 to <35	35 to <40	40 to <45	45 to <50	50 to <55	55 to <60	60 to <65	65 to <70	70 to <75	75 to <80	80 to <85	85 to <90	90 to <95	95 to <100	100 to >105	Total Counts	85pct Speed	10MPH Pace	% in pace	# of Speeders	% Speeders
04/09/2021	00:00	*	*	*	*	*	*	*	*	*	*	*	*	*	*	*	*	*	*	*	*	*	*	*	*	*
04/09/2021	01:00	*	*	*	*	*	*	*	*	*	*	*	*	*	*	*	*	*	*	*	*	*	*	*	*	*
04/09/2021	02:00	*	*	*	*	*	*	*	*	*	*	*	*	*	*	*	*	*	*	*	*	*	*	*	*	*
04/09/2021	03:00	*	*	*	*	*	*	*	*	*	*	*	*	*	*	*	*	*	*	*	*	*	*	*	*	*
04/09/2021	04:00	*	*	*	*	*	*	*	*	*	*	*	*	*	*	*	*	*	*	*	*	*	*	*	*	*
04/09/2021	05:00	*	*	*	*	*	*	*	*	*	*	*	*	*	*	*	*	*	*	*	*	*	*	*	*	*
04/09/2021	06:00	*	*	*	*	*	*	*	*	*	*	*	*	*	*	*	*	*	*	*	*	*	*	*	*	*
04/09/2021	07:00	*	*	*	*	*	*	*	*	*	*	*	*	*	*	*	*	*	*	*	*	*	*	*	*	*
04/09/2021	08:00	*	*	*	*	*	*	*	*	*	*	*	*	*	*	*	*	*	*	*	*	*	*	*	*	*
04/09/2021	09:00	*	*	*	*	*	*	*	*	*	*	*	*	*	*	*	*	*	*	*	*	*	*	*	*	*
04/09/2021	10:00	*	*	*	*	*	*	*	*	*	*	*	*	*	*	*	*	*	*	*	*	*	*	*	*	*
04/09/2021	11:00	*	*	*	*	*	*	*	*	*	*	*	*	*	*	*	*	*	*	*	*	*	*	*	*	*
04/09/2021	12:00	*	*	*	*	*	*	*	*	*	*	*	*	*	*	*	*	*	*	*	*	*	*	*	*	*
04/09/2021	13:00	*	*	*	*	*	*	*	*	*	*	*	*	*	*	*	*	*	*	*	*	*	*	*	*	*
04/09/2021	14:00	*	*	*	*	*	*	*	*	*	*	*	*	*	*	*	*	*	*	*	*	*	*	*	*	*
04/09/2021	15:00	*	*	*	*	*	*	*	*	*	*	*	*	*	*	*	*	*	*	*	*	*	*	*	*	*
04/09/2021	16:00	0	0	0	1	0	0	0	0	0	0	0	0	0	0	0	0	0	0	0	1	30	20 to 30	100.0	*	*
04/09/2021	17:00	1	1	5	27	5	0	0	0	0	0	0	0	0	0	0	0	0	0	0	39	29.8	25 to 35	94.9	5	12.8
04/09/2021	18:00	1	3	6	21	13	1	0	0	0	0	0	0	0	0	0	0	0	0	0	45	32.7	25 to 35	88.9	14	31.1
04/09/2021	19:00	2	1	5	18	6	0	1	0	0	0	0	0	0	0	0	0	0	0	0	33	31.7	25 to 35	87.9	7	21.2
04/09/2021	20:00	0	0	6	13	11	0	0	0	0	0	0	0	0	0	0	0	0	0	0	30	33.2	25 to 35	100.0	11	36.7
04/09/2021	21:00	0	0	0	4	6	0	0	0	0	0	0	0	0	0	0	0	0	0	0	10	33.3	25 to 35	100.0	6	60.0
04/09/2021	22:00	0	1	4	6	5	0	0	0	0	0	0	0	0	0	0	0	0	0	0	16	33	25 to 35	93.8	5	31.3
04/09/2021	23:00	0	0	1	4	1	0	0	0	0	0	0	0	0	0	0	0	0	0	0	6	30	25 to 35	100.0	1	16.7
24 Hr Summary		4	6	27	94	47	1	1	0	0	0	0	0	0	0	0	0	0	0	0	180	32.3	25 to 35	93.3	49	27.2

Incoming Histogram

Hall Lane facing into the Village

from Sat-Sep-04-2021-05-00-PM to Wed-Dec-01-2021-02-59-PM

Date	Starting Hr:min	<15	15 to <20	20 to <25	25 to <30	30 to <35	35 to <40	40 to <45	45 to <50	50 to <55	55 to <60	60 to <65	65 to <70	70 to <75	75 to <80	80 to <85	85 to <90	90 to <95	95 to <100	100 to >105	Total Counts	85pct Speed	10MPH Pace	% in pace	# of Speeders	% Speeders
05/09/2021	00:00	0	3	3	2	2	0	0	0	0	0	0	0	0	0	0	0	0	0	0	10	30	20 to 30	80.0	2	20.0
05/09/2021	01:00	0	0	0	1	0	0	0	0	0	0	0	0	0	0	0	0	0	0	0	1	30	20 to 30	100.0	*	*
05/09/2021	02:00	0	0	0	1	0	0	0	0	0	0	0	0	0	0	0	0	0	0	0	1	30	20 to 30	100.0	*	*
05/09/2021	03:00	0	0	0	0	1	0	0	0	0	0	0	0	0	0	0	0	0	0	0	1	35	25 to 35	100.0	1	100.0
05/09/2021	04:00	0	0	0	0	0	0	0	0	0	0	0	0	0	0	0	0	0	0	0	0	0	*	*	*	*
05/09/2021	05:00	0	0	0	1	0	0	0	0	0	0	0	0	0	0	0	0	0	0	0	1	30	20 to 30	100.0	*	*
05/09/2021	06:00	0	0	1	2	4	0	0	0	0	0	0	0	0	0	0	0	0	0	0	7	33.8	25 to 35	100.0	4	57.1
05/09/2021	07:00	0	0	0	3	3	0	0	0	0	0	0	0	0	0	0	0	0	0	0	6	33.3	25 to 35	100.0	3	50.0
05/09/2021	08:00	0	0	3	10	7	0	0	0	0	0	0	0	0	0	0	0	0	0	0	20	32.9	25 to 35	100.0	7	35.0
05/09/2021	09:00	2	0	6	20	8	0	0	0	0	0	0	0	0	0	0	0	0	0	0	36	31.9	25 to 35	94.4	8	22.2
05/09/2021	10:00	5	0	9	24	10	0	0	0	0	0	0	0	0	0	0	0	0	0	0	48	31.5	25 to 35	89.6	10	20.8
05/09/2021	11:00	1	0	5	18	6	0	0	0	0	0	0	0	0	0	0	0	0	0	0	30	31.7	25 to 35	96.7	6	20.0
05/09/2021	12:00	0	1	8	28	6	2	0	0	0	0	0	0	0	0	0	0	0	0	0	45	30.8	25 to 35	93.3	8	17.8
05/09/2021	13:00	2	1	5	16	7	0	0	0	0	0	0	0	0	0	0	0	0	0	0	31	31.4	25 to 35	90.3	7	22.6
05/09/2021	14:00	2	0	3	20	4	1	0	0	0	0	0	0	0	0	0	0	0	0	0	30	31.2	25 to 35	90.0	5	16.7
05/09/2021	15:00	2	2	11	14	7	0	0	0	0	0	0	0	0	0	0	0	0	0	0	36	31.4	25 to 35	88.9	7	19.4
05/09/2021	16:00	1	2	6	17	10	0	0	0	0	0	0	0	0	0	0	0	0	0	0	36	32.5	25 to 35	91.7	10	27.8
05/09/2021	17:00	4	1	5	12	3	1	0	0	0	0	0	0	0	0	0	0	0	0	0	26	30	25 to 35	76.9	4	15.4
05/09/2021	18:00	0	1	6	25	4	1	0	0	0	0	0	0	0	0	0	0	0	0	0	37	29.8	25 to 35	94.6	5	13.5
05/09/2021	19:00	0	1	2	9	3	0	0	0	0	0	0	0	0	0	0	0	0	0	0	15	31.7	25 to 35	93.3	3	20.0
05/09/2021	20:00	2	1	10	8	1	1	0	0	0	0	0	0	0	0	0	0	0	0	0	23	29.4	20 to 30	82.6	2	8.7
05/09/2021	21:00	0	0	2	0	3	0	0	0	0	0	0	0	0	0	0	0	0	0	0	5	33.3	25 to 35	100.0	3	60.0
05/09/2021	22:00	0	1	1	3	0	0	0	0	0	0	0	0	0	0	0	0	0	0	0	5	28.3	20 to 30	100.0	*	*
05/09/2021	23:00	0	0	0	0	0	0	0	0	0	0	0	0	0	0	0	0	0	0	0	0	0	*	*	*	*
24 Hr Summary		21	14	86	234	89	6	0	0	0	0	0	0	0	0	0	0	0	0	0	450	31.5	25 to 35	90.9	95	21.1

Incoming Histogram

Hall Lane facing into the Village

from Sat-Sep-04-2021-05-00-PM to Wed-Dec-01-2021-02-59-PM

Date	Starting Hr:min	<15	15 to <20	20 to <25	25 to <30	30 to <35	35 to <40	40 to <45	45 to <50	50 to <55	55 to <60	60 to <65	65 to <70	70 to <75	75 to <80	80 to <85	85 to <90	90 to <95	95 to <100	100 to >105	Total Counts	85pct Speed	10MPH Pace	% in pace	# of Speeders	% Speeders
06/09/2021	00:00	0	0	0	1	0	0	0	0	0	0	0	0	0	0	0	0	0	0	0	1	30	20 to 30	100.0	*	*
06/09/2021	01:00	0	0	0	0	0	0	0	0	0	0	0	0	0	0	0	0	0	0	0	0	0	*	*	*	*
06/09/2021	02:00	0	0	0	0	0	0	0	0	0	0	0	0	0	0	0	0	0	0	0	0	0	*	*	*	*
06/09/2021	03:00	0	0	0	0	1	0	0	0	0	0	0	0	0	0	0	0	0	0	0	1	35	25 to 35	100.0	1	100.0
06/09/2021	04:00	0	0	0	2	0	0	0	0	0	0	0	0	0	0	0	0	0	0	0	2	30	20 to 30	100.0	*	*
06/09/2021	05:00	0	0	0	4	1	0	0	0	0	0	0	0	0	0	0	0	0	0	0	5	30	25 to 35	100.0	1	20.0
06/09/2021	06:00	1	0	0	5	10	3	0	0	0	0	0	0	0	0	0	0	0	0	0	19	35	30 to 40	94.7	13	68.4
06/09/2021	07:00	0	1	8	26	9	1	0	0	0	0	0	0	0	0	0	0	0	0	0	45	31.7	25 to 35	95.6	10	22.2
06/09/2021	08:00	0	0	7	21	11	1	0	0	0	0	0	0	0	0	0	0	0	0	0	40	32.7	25 to 35	97.5	12	30.0
06/09/2021	09:00	0	2	14	25	6	0	0	0	0	0	0	0	0	0	0	0	0	0	0	47	29.8	25 to 35	95.7	6	12.8
06/09/2021	10:00	6	6	15	22	4	1	0	0	0	0	0	0	0	0	0	0	0	0	0	54	29.3	20 to 30	79.6	5	9.3
06/09/2021	11:00	2	1	12	23	5	0	0	0	0	0	0	0	0	0	0	0	0	0	0	43	29.8	25 to 35	93.0	5	11.6
06/09/2021	12:00	3	7	16	21	1	0	0	0	0	0	0	0	0	0	0	0	0	0	0	48	28.6	20 to 30	91.7	1	2.1
06/09/2021	13:00	7	9	25	8	4	0	0	0	0	0	0	0	0	0	0	0	0	0	0	53	27.5	20 to 30	79.2	4	7.5
06/09/2021	14:00	7	7	29	22	3	0	0	0	0	0	0	0	0	0	0	0	0	0	0	68	28.4	20 to 30	85.3	3	4.4
06/09/2021	15:00	3	8	20	28	5	0	0	0	0	0	0	0	0	0	0	0	0	0	0	64	29.1	20 to 30	87.5	5	7.8
06/09/2021	16:00	1	6	13	16	3	0	2	0	0	0	0	0	0	0	0	0	0	0	0	41	29.7	20 to 30	85.4	5	12.2
06/09/2021	17:00	2	1	11	18	11	1	0	0	0	0	0	0	0	0	0	0	0	0	0	44	32.3	25 to 35	90.9	12	27.3
06/09/2021	18:00	4	2	6	23	6	2	0	0	0	0	0	0	0	0	0	0	0	0	0	43	31.7	25 to 35	81.4	8	18.6
06/09/2021	19:00	3	2	9	10	1	1	0	0	0	0	0	0	0	0	0	0	0	0	0	26	29	20 to 30	80.8	2	7.7
06/09/2021	20:00	0	1	3	9	1	2	0	0	0	0	0	0	0	0	0	0	0	0	0	16	35	20 to 30	81.3	3	18.8
06/09/2021	21:00	0	1	2	5	2	0	0	0	0	0	0	0	0	0	0	0	0	0	0	10	30	25 to 35	90.0	2	20.0
06/09/2021	22:00	0	1	0	3	1	0	0	0	0	0	0	0	0	0	0	0	0	0	0	5	30	20 to 30	80.0	1	20.0
06/09/2021	23:00	0	0	0	0	0	0	0	0	0	0	0	0	0	0	0	0	0	0	0	0	0	*	*	*	*
24 Hr Summary		39	55	190	292	85	12	2	0	0	0	0	0	0	0	0	0	0	0	0	675	30	25 to 35	84.0	99	14.7

Incoming Histogram

Hall Lane facing into the Village

from Sat-Sep-04-2021-05-00-PM to Wed-Dec-01-2021-02-59-PM

Date	Starting Hr:min	<15	15 to <20	20 to <25	25 to <30	30 to <35	35 to <40	40 to <45	45 to <50	50 to <55	55 to <60	60 to <65	65 to <70	70 to <75	75 to <80	80 to <85	85 to <90	90 to <95	95 to <100	100 to >105	Total Counts	85pct Speed	10MPH Pace	% in pace	# of Speeders	% Speeders	
07/09/2021	00:00	0	0	0	0	0	0	0	0	0	0	0	0	0	0	0	0	0	0	0	0	0	*	*	*	*	
07/09/2021	01:00	0	0	0	0	0	0	0	0	0	0	0	0	0	0	0	0	0	0	0	0	0	0	*	*	*	*
07/09/2021	02:00	0	0	0	0	0	0	0	0	0	0	0	0	0	0	0	0	0	0	0	0	0	0	*	*	*	*
07/09/2021	03:00	0	0	0	0	0	0	0	0	0	0	0	0	0	0	0	0	0	0	0	0	0	0	*	*	*	*
07/09/2021	04:00	0	0	0	1	1	0	0	0	0	0	0	0	0	0	0	0	0	0	0	0	2	35	25 to 35	100.0	1	50.0
07/09/2021	05:00	0	0	1	4	1	0	0	0	0	0	0	0	0	0	0	0	0	0	0	0	6	30	25 to 35	100.0	1	16.7
07/09/2021	06:00	1	1	0	11	11	5	0	0	0	0	0	0	0	0	0	0	0	0	0	0	29	36	30 to 40	93.1	16	55.2
07/09/2021	07:00	0	1	1	38	10	0	0	0	0	0	0	0	0	0	0	0	0	0	0	0	50	31	25 to 35	98.0	10	20.0
07/09/2021	08:00	2	3	9	26	12	1	0	0	0	0	0	0	0	0	0	0	0	0	0	0	53	32.1	25 to 35	88.7	13	24.5
07/09/2021	09:00	3	10	11	26	5	0	0	0	0	0	0	0	0	0	0	0	0	0	0	0	55	29.4	20 to 30	85.5	5	9.1
07/09/2021	10:00	7	6	27	16	1	0	0	0	0	0	0	0	0	0	0	0	0	0	0	0	57	27.5	20 to 30	86.0	1	1.8
07/09/2021	11:00	3	5	10	13	5	0	0	0	0	0	0	0	0	0	0	0	0	0	0	0	36	30	20 to 30	77.8	5	13.9
07/09/2021	12:00	5	2	15	19	8	0	0	0	0	0	0	0	0	0	0	0	0	0	0	0	49	30.6	25 to 35	85.7	8	16.3
07/09/2021	13:00	3	5	16	18	2	1	0	0	0	0	0	0	0	0	0	0	0	0	0	0	45	28.9	20 to 30	86.7	3	6.7
07/09/2021	14:00	3	1	17	21	3	2	0	0	0	0	0	0	0	0	0	0	0	0	0	0	47	29.5	25 to 35	87.2	5	10.6
07/09/2021	15:00	4	3	23	22	4	0	0	0	0	0	0	0	0	0	0	0	0	0	0	0	56	29.1	25 to 35	87.5	4	7.1
07/09/2021	16:00	2	3	7	25	9	0	0	0	0	0	0	0	0	0	0	0	0	0	0	0	46	31.1	25 to 35	89.1	9	19.6
07/09/2021	17:00	0	2	15	23	12	0	0	0	0	0	0	0	0	0	0	0	0	0	0	0	52	31.7	25 to 35	96.2	12	23.1
07/09/2021	18:00	0	1	10	17	6	0	0	0	0	0	0	0	0	0	0	0	0	0	0	0	34	30.8	25 to 35	97.1	6	17.6
07/09/2021	19:00	2	0	3	11	4	1	0	0	0	0	0	0	0	0	0	0	0	0	0	0	21	32.5	25 to 35	85.7	5	23.8
07/09/2021	20:00	0	0	4	8	3	0	0	0	0	0	0	0	0	0	0	0	0	0	0	0	15	31.7	25 to 35	100.0	3	20.0
07/09/2021	21:00	1	0	2	7	1	2	0	0	0	0	0	0	0	0	0	0	0	0	0	0	13	35	25 to 35	76.9	3	23.1
07/09/2021	22:00	0	0	0	3	0	0	0	0	0	0	0	0	0	0	0	0	0	0	0	0	3	30	20 to 30	100.0	*	*
07/09/2021	23:00	0	0	0	0	0	0	0	0	0	0	0	0	0	0	0	0	0	0	0	0	0	0	*	*	*	*
24 Hr Summary		36	43	171	309	98	12	0	0	0	0	0	0	0	0	0	0	0	0	0	0	669	30.5	25 to 35	86.4	110	16.4

Incoming Histogram

Hall Lane facing into the Village

from Sat-Sep-04-2021-05-00-PM to Wed-Dec-01-2021-02-59-PM

Date	Starting Hr:min	<15	15 to <20	20 to <25	25 to <30	30 to <35	35 to <40	40 to <45	45 to <50	50 to <55	55 to <60	60 to <65	65 to <70	70 to <75	75 to <80	80 to <85	85 to <90	90 to <95	95 to <100	100 to >105	Total Counts	85pct Speed	10MPH Pace	% in pace	# of Speeders	% Speeders	
08/09/2021	00:00	0	0	0	1	0	0	0	0	0	0	0	0	0	0	0	0	0	0	0	1	30	20 to 30	100.0	*	*	
08/09/2021	01:00	0	0	0	1	1	0	0	0	0	0	0	0	0	0	0	0	0	0	0	2	35	25 to 35	100.0	1	50.0	
08/09/2021	02:00	0	1	0	1	0	0	0	0	0	0	0	0	0	0	0	0	0	0	0	2	30	20 to 30	100.0	*	*	
08/09/2021	03:00	0	0	0	0	0	0	0	0	0	0	0	0	0	0	0	0	0	0	0	0	0	0	*	*	*	*
08/09/2021	04:00	0	0	0	1	1	0	0	0	0	0	0	0	0	0	0	0	0	0	0	2	35	25 to 35	100.0	1	50.0	
08/09/2021	05:00	0	0	0	5	0	0	0	0	0	0	0	0	0	0	0	0	0	0	0	5	29	20 to 30	100.0	*	*	
08/09/2021	06:00	0	0	2	13	6	2	0	0	0	0	0	0	0	0	0	0	0	0	0	23	34.2	25 to 35	91.3	8	34.8	
08/09/2021	07:00	0	1	6	36	16	2	0	0	0	0	0	0	0	0	0	0	0	0	0	61	32.8	25 to 35	95.1	18	29.5	
08/09/2021	08:00	2	2	14	25	13	2	0	0	0	0	0	0	0	0	0	0	0	0	0	58	32.3	25 to 35	89.7	15	25.9	
08/09/2021	09:00	2	2	11	26	7	0	0	0	0	0	0	0	0	0	0	0	0	0	0	48	30	25 to 35	91.7	7	14.6	
08/09/2021	10:00	1	1	16	18	6	0	0	0	0	0	0	0	0	0	0	0	0	0	0	42	30	25 to 35	95.2	6	14.3	
08/09/2021	11:00	6	5	8	20	5	0	0	0	0	0	0	0	0	0	0	0	0	0	0	44	29.5	20 to 30	75.0	5	11.4	
08/09/2021	12:00	1	1	10	26	3	0	0	0	0	0	0	0	0	0	0	0	0	0	0	41	29.4	25 to 35	95.1	3	7.3	
08/09/2021	13:00	3	1	5	19	4	3	0	0	0	0	0	0	0	0	0	0	0	0	0	35	32.5	25 to 35	80.0	7	20.0	
08/09/2021	14:00	5	0	12	22	5	1	0	0	0	0	0	0	0	0	0	0	0	0	0	45	29.8	25 to 35	86.7	6	13.3	
08/09/2021	15:00	1	2	7	19	10	2	1	0	0	0	0	0	0	0	0	0	0	0	0	42	33.5	25 to 35	85.7	13	31.0	
08/09/2021	16:00	0	1	14	19	10	1	0	0	0	0	0	0	0	0	0	0	0	0	0	45	32	25 to 35	95.6	11	24.4	
08/09/2021	17:00	0	2	14	31	14	0	0	0	0	0	0	0	0	0	0	0	0	0	0	61	31.8	25 to 35	96.7	14	23.0	
08/09/2021	18:00	1	1	12	31	10	1	0	0	0	0	0	0	0	0	0	0	0	0	0	56	31.5	25 to 35	94.6	11	19.6	
08/09/2021	19:00	1	1	4	11	2	1	0	0	0	0	0	0	0	0	0	0	0	0	0	20	30	25 to 35	85.0	3	15.0	
08/09/2021	20:00	1	1	3	11	2	1	0	0	0	0	0	0	0	0	0	0	0	0	0	19	30	25 to 35	84.2	3	15.8	
08/09/2021	21:00	0	0	1	6	0	1	0	0	0	0	0	0	0	0	0	0	0	0	0	8	30	20 to 30	87.5	1	12.5	
08/09/2021	22:00	0	1	0	7	3	2	0	0	0	0	0	0	0	0	0	0	0	0	0	13	35	30 to 40	92.3	5	38.5	
08/09/2021	23:00	0	0	1	0	0	0	0	0	0	0	0	0	0	0	0	0	0	0	0	1	25	15 to 25	100.0	*	*	
24 Hr Summary		24	23	140	349	118	19	1	0	0	0	0	0	0	0	0	0	0	0	0	674	31.6	25 to 35	90.1	138	20.5	

Incoming Histogram

Hall Lane facing into the Village

from Sat-Sep-04-2021-05-00-PM to Wed-Dec-01-2021-02-59-PM

Date	Starting Hr:min	<15	15 to <20	20 to <25	25 to <30	30 to <35	35 to <40	40 to <45	45 to <50	50 to <55	55 to <60	60 to <65	65 to <70	70 to <75	75 to <80	80 to <85	85 to <90	90 to <95	95 to <100	100 to >105	Total Counts	85pct Speed	10MPH Pace	% in pace	# of Speeders	% Speeders
09/09/2021	00:00	0	0	0	0	0	0	0	0	0	0	0	0	0	0	0	0	0	0	0	0	0	*	*	*	*
09/09/2021	01:00	0	0	0	0	1	0	0	0	0	0	0	0	0	0	0	0	0	0	0	1	35	25 to 35	100.0	1	100.0
09/09/2021	02:00	0	0	0	1	0	0	0	0	0	0	0	0	0	0	0	0	0	0	0	1	30	20 to 30	100.0	*	*
09/09/2021	03:00	0	0	0	0	0	0	0	0	0	0	0	0	0	0	0	0	0	0	0	0	0	*	*	*	*
09/09/2021	04:00	0	0	0	2	0	0	0	0	0	0	0	0	0	0	0	0	0	0	0	2	30	20 to 30	100.0	*	*
09/09/2021	05:00	0	0	0	3	2	0	0	0	0	0	0	0	0	0	0	0	0	0	0	5	32.5	25 to 35	100.0	2	40.0
09/09/2021	06:00	3	1	4	12	7	3	0	0	0	0	0	0	0	0	0	0	0	0	0	30	34.3	25 to 35	76.7	10	33.3
09/09/2021	07:00	1	0	4	32	18	2	0	0	0	0	0	0	0	0	0	0	0	0	0	57	33.1	25 to 35	94.7	20	35.1
09/09/2021	08:00	1	3	17	33	3	1	0	0	0	0	0	0	0	0	0	0	0	0	0	58	29.2	20 to 30	91.4	4	6.9
09/09/2021	09:00	2	2	18	28	5	1	0	0	0	0	0	0	0	0	0	0	0	0	0	56	29.6	25 to 35	91.1	6	10.7
09/09/2021	10:00	3	3	14	23	6	0	0	0	0	0	0	0	0	0	0	0	0	0	0	49	29.8	25 to 35	87.8	6	12.2
09/09/2021	11:00	4	0	8	10	8	1	0	0	0	0	0	0	0	0	0	0	0	0	0	31	32.5	25 to 35	83.9	9	29.0
09/09/2021	12:00	1	2	8	23	8	0	0	0	0	0	0	0	0	0	0	0	0	0	0	42	31.2	25 to 35	92.9	8	19.0
09/09/2021	13:00	2	1	5	12	9	0	0	0	0	0	0	0	0	0	0	0	0	0	0	29	32.8	25 to 35	89.7	9	31.0
09/09/2021	14:00	2	1	9	19	11	1	0	0	0	0	0	0	0	0	0	0	0	0	0	43	32.7	25 to 35	90.7	12	27.9
09/09/2021	15:00	1	3	13	21	3	0	0	0	0	0	0	0	0	0	0	0	0	0	0	41	29.3	20 to 30	90.2	3	7.3
09/09/2021	16:00	2	3	9	36	7	0	0	0	0	0	0	0	0	0	0	0	0	0	0	57	29.7	25 to 35	91.2	7	12.3
09/09/2021	17:00	1	0	3	41	12	1	0	0	0	0	0	0	0	0	0	0	0	0	0	58	31.7	25 to 35	96.6	13	22.4
09/09/2021	18:00	5	2	10	20	8	0	1	0	0	0	0	0	0	0	0	0	0	0	0	46	31.2	25 to 35	82.6	9	19.6
09/09/2021	19:00	0	1	6	12	4	0	0	0	0	0	0	0	0	0	0	0	0	0	0	23	31.2	25 to 35	95.7	4	17.4
09/09/2021	20:00	0	1	4	6	4	0	0	0	0	0	0	0	0	0	0	0	0	0	0	15	32.5	25 to 35	93.3	4	26.7
09/09/2021	21:00	0	0	0	7	2	0	0	0	0	0	0	0	0	0	0	0	0	0	0	9	32.5	25 to 35	100.0	2	22.2
09/09/2021	22:00	0	1	0	2	1	0	0	0	0	0	0	0	0	0	0	0	0	0	0	4	30	20 to 30	75.0	1	25.0
09/09/2021	23:00	0	0	0	3	0	0	0	0	0	0	0	0	0	0	0	0	0	0	0	3	30	20 to 30	100.0	*	*
24 Hr Summary		28	24	132	346	119	10	1	0	0	0	0	0	0	0	0	0	0	0	0	660	31.3	25 to 35	90.5	130	19.7

Incoming Histogram

Hall Lane facing into the Village

from Sat-Sep-04-2021-05-00-PM to Wed-Dec-01-2021-02-59-PM

Date	Starting Hr:min	<15	15 to <20	20 to <25	25 to <30	30 to <35	35 to <40	40 to <45	45 to <50	50 to <55	55 to <60	60 to <65	65 to <70	70 to <75	75 to <80	80 to <85	85 to <90	90 to <95	95 to <100	100 to >105	Total Counts	85pct Speed	10MPH Pace	% in pace	# of Speeders	% Speeders
10/09/2021	00:00	0	0	0	2	0	0	0	0	0	0	0	0	0	0	0	0	0	0	0	2	30	20 to 30	100.0	*	*
10/09/2021	01:00	0	0	0	0	0	0	0	0	0	0	0	0	0	0	0	0	0	0	0	0	0	*	*	*	*
10/09/2021	02:00	0	0	0	2	0	0	0	0	0	0	0	0	0	0	0	0	0	0	0	2	30	20 to 30	100.0	*	*
10/09/2021	03:00	0	0	0	0	1	0	0	0	0	0	0	0	0	0	0	0	0	0	0	1	35	25 to 35	100.0	1	100.0
10/09/2021	04:00	0	0	0	1	0	0	0	0	0	0	0	0	0	0	0	0	0	0	0	1	30	20 to 30	100.0	*	*
10/09/2021	05:00	0	0	0	3	3	0	0	0	0	0	0	0	0	0	0	0	0	0	0	6	33.3	25 to 35	100.0	3	50.0
10/09/2021	06:00	1	1	3	11	6	2	1	0	0	0	0	0	0	0	0	0	0	0	0	25	34.2	25 to 35	80.0	9	36.0
10/09/2021	07:00	1	0	5	37	11	1	0	0	0	0	0	0	0	0	0	0	0	0	0	55	31.8	25 to 35	96.4	12	21.8
10/09/2021	08:00	1	4	10	39	8	3	0	0	0	0	0	0	0	0	0	0	0	0	0	65	30.6	25 to 35	87.7	11	16.9
10/09/2021	09:00	1	2	5	23	9	0	0	0	0	0	0	0	0	0	0	0	0	0	0	40	31.7	25 to 35	92.5	9	22.5
10/09/2021	10:00	1	0	16	31	6	2	0	0	0	0	0	0	0	0	0	0	0	0	0	56	30	25 to 35	94.6	8	14.3
10/09/2021	11:00	0	2	12	29	5	0	0	0	0	0	0	0	0	0	0	0	0	0	0	48	29.7	25 to 35	95.8	5	10.4
10/09/2021	12:00	0	1	7	24	6	2	0	0	0	0	0	0	0	0	0	0	0	0	0	40	31.7	25 to 35	92.5	8	20.0
10/09/2021	13:00	1	2	5	32	10	0	0	0	0	0	0	0	0	0	0	0	0	0	0	50	31	25 to 35	94.0	10	20.0
10/09/2021	14:00	0	2	7	24	7	1	0	0	0	0	0	0	0	0	0	0	0	0	0	41	31.4	25 to 35	92.7	8	19.5
10/09/2021	15:00	0	3	11	29	11	2	1	0	0	0	0	0	0	0	0	0	0	0	0	57	32.3	25 to 35	89.5	14	24.6
10/09/2021	16:00	2	1	5	25	10	3	0	0	0	0	0	0	0	0	0	0	0	0	0	46	33	25 to 35	87.0	13	28.3
10/09/2021	17:00	1	0	7	36	15	0	0	0	0	0	0	0	0	0	0	0	0	0	0	59	32	25 to 35	98.3	15	25.4
10/09/2021	18:00	0	2	6	17	11	2	0	0	0	0	0	0	0	0	0	0	0	0	0	38	33.2	25 to 35	89.5	13	34.2
10/09/2021	19:00	0	1	6	16	10	0	0	0	0	0	0	0	0	0	0	0	0	0	0	33	32.5	25 to 35	97.0	10	30.3
10/09/2021	20:00	1	0	4	8	5	0	0	0	0	0	0	0	0	0	0	0	0	0	0	18	32	25 to 35	94.4	5	27.8
10/09/2021	21:00	0	0	2	5	0	0	0	0	0	0	0	0	0	0	0	0	0	0	0	7	29	20 to 30	100.0	*	*
10/09/2021	22:00	0	0	0	4	1	0	0	0	0	0	0	0	0	0	0	0	0	0	0	5	30	25 to 35	100.0	1	20.0
10/09/2021	23:00	0	0	2	0	4	1	0	0	0	0	0	0	0	0	0	0	0	0	0	7	35	25 to 35	85.7	5	71.4
24 Hr Summary		10	21	113	398	139	19	2	0	0	0	0	0	0	0	0	0	0	0	0	702	32	25 to 35	92.6	160	22.8

Incoming Histogram

Hall Lane facing into the Village

from Sat-Sep-04-2021-05-00-PM to Wed-Dec-01-2021-02-59-PM

Date	Starting Hr:min	<15	15 to <20	20 to <25	25 to <30	30 to <35	35 to <40	40 to <45	45 to <50	50 to <55	55 to <60	60 to <65	65 to <70	70 to <75	75 to <80	80 to <85	85 to <90	90 to <95	95 to <100	100 to >105	Total Counts	85pct Speed	10MPH Pace	% in pace	# of Speeders	% Speeders
11/09/2021	00:00	0	0	1	1	1	0	0	0	0	0	0	0	0	0	0	0	0	0	0	3	35	25 to 35	100.0	1	33.3
11/09/2021	01:00	0	0	0	1	0	0	0	0	0	0	0	0	0	0	0	0	0	0	0	1	30	20 to 30	100.0	*	*
11/09/2021	02:00	0	0	0	0	0	0	0	0	0	0	0	0	0	0	0	0	0	0	0	0	0	*	*	*	*
11/09/2021	03:00	0	0	0	2	0	0	0	0	0	0	0	0	0	0	0	0	0	0	0	2	30	20 to 30	100.0	*	*
11/09/2021	04:00	0	0	0	1	0	0	0	0	0	0	0	0	0	0	0	0	0	0	0	1	30	20 to 30	100.0	*	*
11/09/2021	05:00	0	0	0	2	3	0	0	0	0	0	0	0	0	0	0	0	0	0	0	5	33.3	25 to 35	100.0	3	60.0
11/09/2021	06:00	0	0	0	0	1	1	1	0	0	0	0	0	0	0	0	0	0	0	0	3	45	35 to 45	100.0	3	100.0
11/09/2021	07:00	1	0	2	14	2	0	0	0	0	0	0	0	0	0	0	0	0	0	0	19	29.6	25 to 35	94.7	2	10.5
11/09/2021	08:00	0	4	6	20	5	1	0	0	0	0	0	0	0	0	0	0	0	0	0	36	31	25 to 35	86.1	6	16.7
11/09/2021	09:00	0	1	7	21	3	2	0	1	0	0	0	0	0	0	0	0	0	0	0	35	31.7	25 to 35	88.6	6	17.1
11/09/2021	10:00	1	1	3	28	7	2	0	0	0	0	0	0	0	0	0	0	0	0	0	42	32.1	25 to 35	90.5	9	21.4
11/09/2021	11:00	6	6	8	30	11	1	0	0	0	0	0	0	0	0	0	0	0	0	0	62	31.4	25 to 35	79.0	12	19.4
11/09/2021	12:00	0	5	10	19	5	0	0	0	0	0	0	0	0	0	0	0	0	0	0	39	29.7	20 to 30	87.2	5	12.8
11/09/2021	13:00	1	1	14	21	7	1	0	0	0	0	0	0	0	0	0	0	0	0	0	45	30.7	25 to 35	93.3	8	17.8
11/09/2021	14:00	1	0	6	9	4	0	0	0	0	0	0	0	0	0	0	0	0	0	0	20	31.2	25 to 35	95.0	4	20.0
11/09/2021	15:00	2	1	4	12	9	0	0	0	0	0	0	0	0	0	0	0	0	0	0	28	32.8	25 to 35	89.3	9	32.1
11/09/2021	16:00	2	0	13	12	5	0	0	0	0	0	0	0	0	0	0	0	0	0	0	32	30	25 to 35	93.8	5	15.6
11/09/2021	17:00	0	1	3	18	9	2	0	0	0	0	0	0	0	0	0	0	0	0	0	33	33.3	25 to 35	90.9	11	33.3
11/09/2021	18:00	1	0	4	25	10	0	0	0	0	0	0	0	0	0	0	0	0	0	0	40	32	25 to 35	97.5	10	25.0
11/09/2021	19:00	0	1	4	12	7	1	0	0	0	0	0	0	0	0	0	0	0	0	0	25	32.9	25 to 35	92.0	8	32.0
11/09/2021	20:00	0	1	2	6	3	0	0	0	0	0	0	0	0	0	0	0	0	0	0	12	31.7	25 to 35	91.7	3	25.0
11/09/2021	21:00	0	1	2	7	3	0	0	0	0	0	0	0	0	0	0	0	0	0	0	13	31.7	25 to 35	92.3	3	23.1
11/09/2021	22:00	0	1	0	4	1	0	0	0	0	0	0	0	0	0	0	0	0	0	0	6	30	20 to 30	83.3	1	16.7
11/09/2021	23:00	0	0	1	1	1	1	0	0	0	0	0	0	0	0	0	0	0	0	0	4	35	25 to 35	75.0	2	50.0
24 Hr Summary		15	24	90	266	97	12	1	1	0	0	0	0	0	0	0	0	0	0	0	506	31.8	25 to 35	89.5	111	21.9

Incoming Histogram

Hall Lane facing into the Village

from Sat-Sep-04-2021-05-00-PM to Wed-Dec-01-2021-02-59-PM

Date	Starting Hr:min	<15	15 to <20	20 to <25	25 to <30	30 to <35	35 to <40	40 to <45	45 to <50	50 to <55	55 to <60	60 to <65	65 to <70	70 to <75	75 to <80	80 to <85	85 to <90	90 to <95	95 to <100	100 to >105	Total Counts	85pct Speed	10MPH Pace	% in pace	# of Speeders	% Speeders	
12/09/2021	00:00	0	0	0	2	0	0	0	0	0	0	0	0	0	0	0	0	0	0	0	2	30	20 to 30	100.0	*	*	
12/09/2021	01:00	0	0	0	0	0	0	0	0	0	0	0	0	0	0	0	0	0	0	0	0	0	0	*	*	*	*
12/09/2021	02:00	0	0	0	0	0	0	0	0	0	0	0	0	0	0	0	0	0	0	0	0	0	0	*	*	*	*
12/09/2021	03:00	0	0	0	0	0	0	0	0	0	0	0	0	0	0	0	0	0	0	0	0	0	0	*	*	*	*
12/09/2021	04:00	0	0	0	0	0	0	0	0	0	0	0	0	0	0	0	0	0	0	0	0	0	0	*	*	*	*
12/09/2021	05:00	0	0	0	1	1	0	0	0	0	0	0	0	0	0	0	0	0	0	0	2	35	25 to 35	100.0	1	50.0	
12/09/2021	06:00	0	0	2	5	1	0	0	0	0	0	0	0	0	0	0	0	0	0	0	8	30	25 to 35	100.0	1	12.5	
12/09/2021	07:00	0	0	1	10	2	0	0	0	0	0	0	0	0	0	0	0	0	0	0	13	30	25 to 35	100.0	2	15.4	
12/09/2021	08:00	0	0	4	11	9	0	0	0	0	0	0	0	0	0	0	0	0	0	0	24	32.8	25 to 35	100.0	9	37.5	
12/09/2021	09:00	0	1	4	15	4	1	0	0	0	0	0	0	0	0	0	0	0	0	0	25	31.2	25 to 35	92.0	5	20.0	
12/09/2021	10:00	0	4	11	22	7	1	0	0	0	0	0	0	0	0	0	0	0	0	0	45	30.7	25 to 35	88.9	8	17.8	
12/09/2021	11:00	3	3	10	18	11	1	0	0	0	0	0	0	0	0	0	0	0	0	0	46	32.3	25 to 35	84.8	12	26.1	
12/09/2021	12:00	1	3	3	17	6	0	0	0	0	0	0	0	0	0	0	0	0	0	0	30	31.7	25 to 35	86.7	6	20.0	
12/09/2021	13:00	1	0	7	21	6	3	0	0	0	0	0	0	0	0	0	0	0	0	0	38	32.5	25 to 35	89.5	9	23.7	
12/09/2021	14:00	1	0	9	17	1	0	0	0	0	0	0	0	0	0	0	0	0	0	0	28	29.1	25 to 35	96.4	1	3.6	
12/09/2021	15:00	0	2	8	20	7	1	1	0	0	0	0	0	0	0	0	0	0	0	0	39	32.1	25 to 35	89.7	9	23.1	
12/09/2021	16:00	2	0	3	10	5	0	0	0	0	0	0	0	0	0	0	0	0	0	0	20	32	25 to 35	90.0	5	25.0	
12/09/2021	17:00	4	0	10	15	6	1	0	0	0	0	0	0	0	0	0	0	0	0	0	36	31.7	25 to 35	86.1	7	19.4	
12/09/2021	18:00	0	1	9	13	2	1	0	0	0	0	0	0	0	0	0	0	0	0	0	26	29.6	25 to 35	92.3	3	11.5	
12/09/2021	19:00	0	1	4	13	3	3	0	0	0	0	0	0	0	0	0	0	0	0	0	24	33.3	25 to 35	83.3	6	25.0	
12/09/2021	20:00	0	0	4	13	1	0	0	0	0	0	0	0	0	0	0	0	0	0	0	18	29.2	25 to 35	100.0	1	5.6	
12/09/2021	21:00	0	0	2	9	1	0	0	0	0	0	0	0	0	0	0	0	0	0	0	12	29.4	25 to 35	100.0	1	8.3	
12/09/2021	22:00	0	0	0	1	3	0	0	0	0	0	0	0	0	0	0	0	0	0	0	4	33.3	25 to 35	100.0	3	75.0	
12/09/2021	23:00	0	0	0	1	0	0	0	0	0	0	0	0	0	0	0	0	0	0	0	1	30	20 to 30	100.0	*	*	
24 Hr Summary		12	15	91	234	76	12	1	0	0	0	0	0	0	0	0	0	0	0	0	441	31.5	25 to 35	90.9	89	20.2	

Incoming Histogram

Hall Lane facing into the Village

from Sat-Sep-04-2021-05-00-PM to Wed-Dec-01-2021-02-59-PM

Date	Starting Hr:min	<15	15 to <20	20 to <25	25 to <30	30 to <35	35 to <40	40 to <45	45 to <50	50 to <55	55 to <60	60 to <65	65 to <70	70 to <75	75 to <80	80 to <85	85 to <90	90 to <95	95 to <100	100 to >105	Total Counts	85pct Speed	10MPH Pace	% in pace	# of Speeders	% Speeders
13/09/2021	00:00	0	0	0	0	0	0	0	0	0	0	0	0	0	0	0	0	0	0	0	0	0	*	*	*	*
13/09/2021	01:00	0	0	0	0	0	0	0	0	0	0	0	0	0	0	0	0	0	0	0	0	0	*	*	*	*
13/09/2021	02:00	0	0	0	0	1	0	0	0	0	0	0	0	0	0	0	0	0	0	0	1	35	25 to 35	100.0	1	100.0
13/09/2021	03:00	0	0	0	0	0	0	0	0	0	0	0	0	0	0	0	0	0	0	0	0	0	*	*	*	*
13/09/2021	04:00	0	0	0	0	0	0	0	0	0	0	0	0	0	0	0	0	0	0	0	0	0	*	*	*	*
13/09/2021	05:00	0	0	1	3	1	0	0	0	0	0	0	0	0	0	0	0	0	0	0	5	30	25 to 35	100.0	1	20.0
13/09/2021	06:00	2	0	0	9	3	3	0	0	0	0	0	0	0	0	0	0	0	0	0	17	35	30 to 40	88.2	6	35.3
13/09/2021	07:00	2	0	2	29	16	1	0	0	0	0	0	0	0	0	0	0	0	0	0	50	32.8	25 to 35	94.0	17	34.0
13/09/2021	08:00	1	3	13	29	14	0	0	0	0	0	0	0	0	0	0	0	0	0	0	60	31.8	25 to 35	93.3	14	23.3
13/09/2021	09:00	1	6	7	18	4	0	0	0	0	0	0	0	0	0	0	0	0	0	0	36	29.7	20 to 30	86.1	4	11.1
13/09/2021	10:00	2	0	14	18	3	0	0	0	0	0	0	0	0	0	0	0	0	0	0	37	29.2	25 to 35	94.6	3	8.1
13/09/2021	11:00	2	6	7	20	5	1	0	0	0	0	0	0	0	0	0	0	0	0	0	41	30	20 to 30	80.5	6	14.6
13/09/2021	12:00	2	1	11	12	4	0	0	0	0	0	0	0	0	0	0	0	0	0	0	30	30	25 to 35	90.0	4	13.3
13/09/2021	13:00	2	3	11	22	2	1	0	0	0	0	0	0	0	0	0	0	0	0	0	41	29.3	20 to 30	87.8	3	7.3
13/09/2021	14:00	2	1	7	20	6	1	0	0	0	0	0	0	0	0	0	0	0	0	0	37	30.8	25 to 35	89.2	7	18.9
13/09/2021	15:00	6	1	7	34	9	2	0	0	0	0	0	0	0	0	0	0	0	0	0	59	31.1	25 to 35	84.7	11	18.6
13/09/2021	16:00	0	1	9	38	6	1	0	0	0	0	0	0	0	0	0	0	0	0	0	55	29.9	25 to 35	96.4	7	12.7
13/09/2021	17:00	1	2	5	26	7	3	0	0	0	0	0	0	0	0	0	0	0	0	0	44	32.1	25 to 35	86.4	10	22.7
13/09/2021	18:00	0	1	7	21	5	0	0	0	0	0	0	0	0	0	0	0	0	0	0	34	30	25 to 35	97.1	5	14.7
13/09/2021	19:00	0	2	6	9	4	0	0	0	0	0	0	0	0	0	0	0	0	0	0	21	31.2	25 to 35	90.5	4	19.0
13/09/2021	20:00	0	0	4	6	1	1	0	0	0	0	0	0	0	0	0	0	0	0	0	12	30	25 to 35	91.7	2	16.7
13/09/2021	21:00	0	0	0	5	2	0	0	0	0	0	0	0	0	0	0	0	0	0	0	7	32.5	25 to 35	100.0	2	28.6
13/09/2021	22:00	0	0	0	4	2	0	0	0	0	0	0	0	0	0	0	0	0	0	0	6	32.5	25 to 35	100.0	2	33.3
13/09/2021	23:00	0	0	0	0	1	0	0	0	0	0	0	0	0	0	0	0	0	0	0	1	35	25 to 35	100.0	1	100.0
24 Hr Summary		23	27	111	323	96	14	0	0	0	0	0	0	0	0	0	0	0	0	0	594	31.1	25 to 35	89.2	110	18.5

Incoming Histogram

Hall Lane facing into the Village

from Sat-Sep-04-2021-05-00-PM to Wed-Dec-01-2021-02-59-PM

Date	Starting Hr:min	<15	15 to <20	20 to <25	25 to <30	30 to <35	35 to <40	40 to <45	45 to <50	50 to <55	55 to <60	60 to <65	65 to <70	70 to <75	75 to <80	80 to <85	85 to <90	90 to <95	95 to <100	100 to >105	Total Counts	85pct Speed	10MPH Pace	% in pace	# of Speeders	% Speeders
14/09/2021	00:00	0	0	0	1	0	0	0	0	0	0	0	0	0	0	0	0	0	0	0	1	30	20 to 30	100.0	*	*
14/09/2021	01:00	0	0	1	1	0	0	0	0	0	0	0	0	0	0	0	0	0	0	0	2	30	20 to 30	100.0	*	*
14/09/2021	02:00	0	0	0	0	0	0	0	0	0	0	0	0	0	0	0	0	0	0	0	0	0	*	*	*	*
14/09/2021	03:00	0	0	0	1	2	0	0	0	0	0	0	0	0	0	0	0	0	0	0	3	35	25 to 35	100.0	2	66.7
14/09/2021	04:00	0	0	0	1	0	0	0	0	0	0	0	0	0	0	0	0	0	0	0	1	30	20 to 30	100.0	*	*
14/09/2021	05:00	0	0	0	5	0	1	0	0	0	0	0	0	0	0	0	0	0	0	0	6	30	30 to 40	100.0	1	16.7
14/09/2021	06:00	1	0	2	9	5	3	0	0	0	0	0	0	0	0	0	0	0	0	0	20	35	30 to 40	85.0	8	40.0
14/09/2021	07:00	0	2	11	22	16	2	0	0	0	0	0	0	0	0	0	0	0	0	0	53	33.1	25 to 35	92.5	18	34.0
14/09/2021	08:00	0	2	8	23	10	0	1	0	0	0	0	0	0	0	0	0	0	0	0	44	32	25 to 35	93.2	11	25.0
14/09/2021	09:00	0	1	7	27	6	0	0	0	0	0	0	0	0	0	0	0	0	0	0	41	30	25 to 35	97.6	6	14.6
14/09/2021	10:00	2	7	13	18	6	0	0	0	0	0	0	0	0	0	0	0	0	0	0	46	29.7	20 to 30	82.6	6	13.0
14/09/2021	11:00	1	2	7	22	1	0	0	0	0	0	0	0	0	0	0	0	0	0	0	33	29.1	20 to 30	93.9	1	3.0
14/09/2021	12:00	2	0	1	21	6	0	0	0	0	0	0	0	0	0	0	0	0	0	0	30	31.7	25 to 35	93.3	6	20.0
14/09/2021	13:00	1	4	9	21	4	1	0	0	0	0	0	0	0	0	0	0	0	0	0	40	29.8	20 to 30	85.0	5	12.5
14/09/2021	14:00	0	1	6	26	7	0	0	0	0	0	0	0	0	0	0	0	0	0	0	40	30.7	25 to 35	97.5	7	17.5
14/09/2021	15:00	0	2	2	22	10	1	0	0	0	0	0	0	0	0	0	0	0	0	0	37	32.5	25 to 35	91.9	11	29.7
14/09/2021	16:00	0	6	4	26	4	1	0	0	0	0	0	0	0	0	0	0	0	0	0	41	29.8	20 to 30	87.8	5	12.2
14/09/2021	17:00	0	0	7	24	15	1	0	0	0	0	0	0	0	0	0	0	0	0	0	47	33	25 to 35	97.9	16	34.0
14/09/2021	18:00	1	0	4	19	7	1	0	0	0	0	0	0	0	0	0	0	0	0	0	32	32.1	25 to 35	93.8	8	25.0
14/09/2021	19:00	3	0	2	13	7	2	0	0	0	0	0	0	0	0	0	0	0	0	0	27	33.6	25 to 35	81.5	9	33.3
14/09/2021	20:00	0	0	1	7	1	0	0	0	0	0	0	0	0	0	0	0	0	0	0	9	30	25 to 35	100.0	1	11.1
14/09/2021	21:00	0	0	2	6	3	0	0	0	0	0	0	0	0	0	0	0	0	0	0	11	31.7	25 to 35	100.0	3	27.3
14/09/2021	22:00	0	0	1	2	1	1	1	0	0	0	0	0	0	0	0	0	0	0	0	6	40	25 to 35	66.7	3	50.0
14/09/2021	23:00	0	0	1	1	0	0	0	0	0	0	0	0	0	0	0	0	0	0	0	2	30	20 to 30	100.0	*	*
24 Hr Summary		11	27	89	318	111	14	2	0	0	0	0	0	0	0	0	0	0	0	0	572	31.8	25 to 35	90.6	127	22.2

Incoming Histogram

Hall Lane facing into the Village

from Sat-Sep-04-2021-05-00-PM to Wed-Dec-01-2021-02-59-PM

Date	Starting Hr:min	<15	15 to <20	20 to <25	25 to <30	30 to <35	35 to <40	40 to <45	45 to <50	50 to <55	55 to <60	60 to <65	65 to <70	70 to <75	75 to <80	80 to <85	85 to <90	90 to <95	95 to <100	100 to >105	Total Counts	85pct Speed	10MPH Pace	% in pace	# of Speeders	% Speeders
15/09/2021	00:00	0	0	0	0	0	0	0	0	0	0	0	0	0	0	0	0	0	0	0	0	0	*	*	*	*
15/09/2021	01:00	0	0	0	0	0	0	0	0	0	0	0	0	0	0	0	0	0	0	0	0	0	*	*	*	*
15/09/2021	02:00	0	0	1	1	2	0	0	0	0	0	0	0	0	0	0	0	0	0	0	4	32.5	25 to 35	100.0	2	50.0
15/09/2021	03:00	0	0	0	0	1	0	0	0	0	0	0	0	0	0	0	0	0	0	0	1	35	25 to 35	100.0	1	100.0
15/09/2021	04:00	0	0	0	0	2	0	0	0	0	0	0	0	0	0	0	0	0	0	0	2	35	25 to 35	100.0	2	100.0
15/09/2021	05:00	0	0	2	4	0	0	0	0	0	0	0	0	0	0	0	0	0	0	0	6	28.8	20 to 30	100.0	*	*
15/09/2021	06:00	0	0	2	11	6	0	0	0	0	0	0	0	0	0	0	0	0	0	0	19	32.5	25 to 35	100.0	6	31.6
15/09/2021	07:00	1	0	5	29	11	1	0	0	0	0	0	0	0	0	0	0	0	0	0	47	32.3	25 to 35	95.7	12	25.5
15/09/2021	08:00	1	1	16	18	6	0	0	0	0	0	0	0	0	0	0	0	0	0	0	42	30	25 to 35	95.2	6	14.3
15/09/2021	09:00	2	3	18	35	8	0	0	0	0	0	0	0	0	0	0	0	0	0	0	66	29.7	25 to 35	92.4	8	12.1
15/09/2021	10:00	5	5	17	14	6	0	0	0	0	0	0	0	0	0	0	0	0	0	0	47	29.6	25 to 35	78.7	6	12.8
15/09/2021	11:00	1	3	14	21	6	0	0	0	0	0	0	0	0	0	0	0	0	0	0	45	29.8	25 to 35	91.1	6	13.3
15/09/2021	12:00	1	0	9	17	10	0	0	0	0	0	0	0	0	0	0	0	0	0	0	37	32	25 to 35	97.3	10	27.0
15/09/2021	13:00	2	3	11	19	5	1	0	0	0	0	0	0	0	0	0	0	0	0	0	41	30	25 to 35	85.4	6	14.6
15/09/2021	14:00	8	2	13	23	2	0	0	0	0	0	0	0	0	0	0	0	0	0	0	48	28.9	20 to 30	79.2	2	4.2
15/09/2021	15:00	2	5	12	21	9	0	0	0	0	0	0	0	0	0	0	0	0	0	0	49	31.1	25 to 35	85.7	9	18.4
15/09/2021	16:00	0	1	8	27	5	3	0	0	0	0	0	0	0	0	0	0	0	0	0	44	31	25 to 35	90.9	8	18.2
15/09/2021	17:00	4	2	11	28	9	0	0	0	0	0	0	0	0	0	0	0	0	0	0	54	30.6	25 to 35	88.9	9	16.7
15/09/2021	18:00	0	0	2	18	6	3	0	0	0	0	0	0	0	0	0	0	0	0	0	29	34.2	30 to 40	93.1	9	31.0
15/09/2021	19:00	0	0	3	14	2	0	0	0	0	0	0	0	0	0	0	0	0	0	0	19	29.6	25 to 35	100.0	2	10.5
15/09/2021	20:00	0	1	4	8	4	0	0	0	0	0	0	0	0	0	0	0	0	0	0	17	31.2	25 to 35	94.1	4	23.5
15/09/2021	21:00	1	0	3	2	2	0	0	0	0	0	0	0	0	0	0	0	0	0	0	8	32.5	25 to 35	87.5	2	25.0
15/09/2021	22:00	0	0	1	5	1	0	0	0	0	0	0	0	0	0	0	0	0	0	0	7	30	25 to 35	100.0	1	14.3
15/09/2021	23:00	0	0	0	2	0	0	0	0	0	0	0	0	0	0	0	0	0	0	0	2	30	20 to 30	100.0	*	*
24 Hr Summary		28	26	152	317	103	8	0	0	0	0	0	0	0	0	0	0	0	0	0	634	30.8	25 to 35	90.2	111	17.5

Incoming Histogram

Hall Lane facing into the Village

from Sat-Sep-04-2021-05-00-PM to Wed-Dec-01-2021-02-59-PM

Date	Starting Hr:min	<15	15 to <20	20 to <25	25 to <30	30 to <35	35 to <40	40 to <45	45 to <50	50 to <55	55 to <60	60 to <65	65 to <70	70 to <75	75 to <80	80 to <85	85 to <90	90 to <95	95 to <100	100 to >105	Total Counts	85pct Speed	10MPH Pace	% in pace	# of Speeders	% Speeders
16/09/2021	00:00	0	0	0	0	0	0	0	0	0	0	0	0	0	0	0	0	0	0	0	0	0	*	*	*	*
16/09/2021	01:00	0	0	0	0	0	0	0	0	0	0	0	0	0	0	0	0	0	0	0	0	0	*	*	*	*
16/09/2021	02:00	0	0	0	1	1	0	0	0	0	0	0	0	0	0	0	0	0	0	0	2	35	25 to 35	100.0	1	50.0
16/09/2021	03:00	0	0	0	0	0	0	0	0	0	0	0	0	0	0	0	0	0	0	0	0	0	*	*	*	*
16/09/2021	04:00	0	0	0	2	3	0	0	0	0	0	0	0	0	0	0	0	0	0	0	5	33.3	25 to 35	100.0	3	60.0
16/09/2021	05:00	0	0	0	2	2	0	0	0	0	0	0	0	0	0	0	0	0	0	0	4	32.5	25 to 35	100.0	2	50.0
16/09/2021	06:00	1	0	1	11	5	2	0	0	0	0	0	0	0	0	0	0	0	0	0	20	34	30 to 40	90.0	7	35.0
16/09/2021	07:00	0	0	4	31	12	1	0	0	0	0	0	0	0	0	0	0	0	0	0	48	32.5	25 to 35	97.9	13	27.1
16/09/2021	08:00	0	8	7	36	8	0	0	0	0	0	0	0	0	0	0	0	0	0	0	59	29.9	20 to 30	86.4	8	13.6
16/09/2021	09:00	0	0	16	21	9	0	1	0	0	0	0	0	0	0	0	0	0	0	0	47	31.7	25 to 35	97.9	10	21.3
16/09/2021	10:00	1	7	13	20	7	0	0	0	0	0	0	0	0	0	0	0	0	0	0	48	30	20 to 30	83.3	7	14.6
16/09/2021	11:00	0	0	10	14	7	0	0	0	0	0	0	0	0	0	0	0	0	0	0	31	31.4	25 to 35	100.0	7	22.6
16/09/2021	12:00	3	0	12	21	8	1	0	0	0	0	0	0	0	0	0	0	0	0	0	45	31.2	25 to 35	91.1	9	20.0
16/09/2021	13:00	0	3	16	28	3	1	0	0	0	0	0	0	0	0	0	0	0	0	0	51	29.3	20 to 30	92.2	4	7.8
16/09/2021	14:00	4	3	13	28	4	1	0	0	0	0	0	0	0	0	0	0	0	0	0	53	29.5	25 to 35	84.9	5	9.4
16/09/2021	15:00	2	6	17	29	10	0	0	0	0	0	0	0	0	0	0	0	0	0	0	64	30	25 to 35	87.5	10	15.6
16/09/2021	16:00	0	2	7	28	12	2	0	0	0	0	0	0	0	0	0	0	0	0	0	51	32.5	25 to 35	92.2	14	27.5
16/09/2021	17:00	1	1	9	34	10	0	0	0	0	0	0	0	0	0	0	0	0	0	0	55	31	25 to 35	96.4	10	18.2
16/09/2021	18:00	1	2	7	21	11	1	1	0	0	0	0	0	0	0	0	0	0	0	0	44	32.7	25 to 35	88.6	13	29.5
16/09/2021	19:00	0	0	6	15	5	0	0	0	0	0	0	0	0	0	0	0	0	0	0	26	31	25 to 35	100.0	5	19.2
16/09/2021	20:00	0	1	4	10	1	0	0	0	0	0	0	0	0	0	0	0	0	0	0	16	29.5	20 to 30	93.8	1	6.3
16/09/2021	21:00	1	0	1	8	2	1	0	0	0	0	0	0	0	0	0	0	0	0	0	13	32.5	25 to 35	84.6	3	23.1
16/09/2021	22:00	0	0	0	1	2	0	0	0	0	0	0	0	0	0	0	0	0	0	0	3	35	25 to 35	100.0	2	66.7
16/09/2021	23:00	0	0	1	0	2	0	0	0	0	0	0	0	0	0	0	0	0	0	0	3	35	25 to 35	100.0	2	66.7
24 Hr Summary		14	33	144	361	124	10	2	0	0	0	0	0	0	0	0	0	0	0	0	688	31.3	25 to 35	91.4	136	19.8

Incoming Histogram

Hall Lane facing into the Village

from Sat-Sep-04-2021-05-00-PM to Wed-Dec-01-2021-02-59-PM

Date	Starting Hr:min	<15	15 to <20	20 to <25	25 to <30	30 to <35	35 to <40	40 to <45	45 to <50	50 to <55	55 to <60	60 to <65	65 to <70	70 to <75	75 to <80	80 to <85	85 to <90	90 to <95	95 to <100	100 to >105	Total Counts	85pct Speed	10MPH Pace	% in pace	# of Speeders	% Speeders
17/09/2021	00:00	0	0	0	1	0	0	0	0	0	0	0	0	0	0	0	0	0	0	0	1	30	20 to 30	100.0	*	*
17/09/2021	01:00	0	0	0	0	0	0	0	0	0	0	0	0	0	0	0	0	0	0	0	0	0	*	*	*	*
17/09/2021	02:00	0	0	0	1	1	0	0	0	0	0	0	0	0	0	0	0	0	0	0	2	35	25 to 35	100.0	1	50.0
17/09/2021	03:00	0	0	0	0	0	0	0	0	0	0	0	0	0	0	0	0	0	0	0	0	0	*	*	*	*
17/09/2021	04:00	0	0	0	2	0	0	0	0	0	0	0	0	0	0	0	0	0	0	0	2	30	20 to 30	100.0	*	*
17/09/2021	05:00	0	0	1	2	1	0	0	0	0	0	0	0	0	0	0	0	0	0	0	4	30	25 to 35	100.0	1	25.0
17/09/2021	06:00	0	0	0	10	8	0	0	0	0	0	0	0	0	0	0	0	0	0	0	18	33.1	25 to 35	100.0	8	44.4
17/09/2021	07:00	0	0	4	28	16	0	1	0	0	0	0	0	0	0	0	0	0	0	0	49	33.1	25 to 35	98.0	17	34.7
17/09/2021	08:00	1	5	11	34	14	1	0	0	0	0	0	0	0	0	0	0	0	0	0	66	31.8	25 to 35	89.4	15	22.7
17/09/2021	09:00	10	2	6	21	8	0	0	0	0	0	0	0	0	0	0	0	0	0	0	47	30.6	25 to 35	74.5	8	17.0
17/09/2021	10:00	0	1	18	30	4	0	0	0	0	0	0	0	0	0	0	0	0	0	0	53	29.3	25 to 35	98.1	4	7.5
17/09/2021	11:00	2	2	10	27	4	0	0	0	0	0	0	0	0	0	0	0	0	0	0	45	29.4	25 to 35	91.1	4	8.9
17/09/2021	12:00	0	1	10	24	3	0	0	0	0	0	0	0	0	0	0	0	0	0	0	38	29.4	25 to 35	97.4	3	7.9
17/09/2021	13:00	3	2	11	23	4	0	0	0	0	0	0	0	0	0	0	0	0	0	0	43	29.6	25 to 35	88.4	4	9.3
17/09/2021	14:00	2	6	11	25	9	0	0	0	0	0	0	0	0	0	0	0	0	0	0	53	30.6	25 to 35	84.9	9	17.0
17/09/2021	15:00	3	2	16	31	10	0	0	0	0	0	0	0	0	0	0	0	0	0	0	62	30.5	25 to 35	91.9	10	16.1
17/09/2021	16:00	3	2	8	21	5	0	0	0	0	0	0	0	0	0	0	0	0	0	0	39	29.8	25 to 35	87.2	5	12.8
17/09/2021	17:00	1	3	7	23	16	1	0	0	0	0	0	0	0	0	0	0	0	0	0	51	32.8	25 to 35	90.2	17	33.3
17/09/2021	18:00	2	3	10	17	7	2	0	0	0	0	0	0	0	0	0	0	0	0	0	41	32.1	25 to 35	82.9	9	22.0
17/09/2021	19:00	1	0	2	21	3	0	0	0	0	0	0	0	0	0	0	0	0	0	0	27	29.8	25 to 35	96.3	3	11.1
17/09/2021	20:00	0	0	6	7	4	1	0	0	0	0	0	0	0	0	0	0	0	0	0	18	32.5	25 to 35	94.4	5	27.8
17/09/2021	21:00	0	0	3	6	2	2	0	0	0	0	0	0	0	0	0	0	0	0	0	13	35	25 to 35	84.6	4	30.8
17/09/2021	22:00	2	0	0	3	2	2	0	0	0	0	0	0	0	0	0	0	0	0	0	9	37.5	30 to 40	77.8	4	44.4
17/09/2021	23:00	0	0	0	0	2	0	0	0	0	0	0	0	0	0	0	0	0	0	0	2	35	25 to 35	100.0	2	100.0
24 Hr Summary		30	29	134	357	123	9	1	0	0	0	0	0	0	0	0	0	0	0	0	683	31.3	25 to 35	89.9	133	19.5

Incoming Histogram

Hall Lane facing into the Village

from Sat-Sep-04-2021-05-00-PM to Wed-Dec-01-2021-02-59-PM

Date	Starting Hr:min	<15	15 to <20	20 to <25	25 to <30	30 to <35	35 to <40	40 to <45	45 to <50	50 to <55	55 to <60	60 to <65	65 to <70	70 to <75	75 to <80	80 to <85	85 to <90	90 to <95	95 to <100	100 to >105	Total Counts	85pct Speed	10MPH Pace	% in pace	# of Speeders	% Speeders	
18/09/2021	00:00	0	0	0	0	0	1	0	0	0	0	0	0	0	0	0	0	0	0	0	1	40	30 to 40	100.0	1	100.0	
18/09/2021	01:00	0	0	0	2	2	0	0	0	0	0	0	0	0	0	0	0	0	0	0	4	32.5	25 to 35	100.0	2	50.0	
18/09/2021	02:00	0	0	0	0	0	0	0	0	0	0	0	0	0	0	0	0	0	0	0	0	0	*	*	*	*	
18/09/2021	03:00	0	0	0	0	0	0	0	0	0	0	0	0	0	0	0	0	0	0	0	0	0	0	*	*	*	*
18/09/2021	04:00	0	0	0	1	3	0	0	0	0	0	0	0	0	0	0	0	0	0	0	4	33.3	25 to 35	100.0	3	75.0	
18/09/2021	05:00	0	0	1	1	0	0	0	0	0	0	0	0	0	0	0	0	0	0	0	2	30	20 to 30	100.0	*	*	
18/09/2021	06:00	0	0	1	4	2	0	1	0	0	0	0	0	0	0	0	0	0	0	0	8	35	25 to 35	87.5	3	37.5	
18/09/2021	07:00	1	0	5	6	2	1	0	0	0	0	0	0	0	0	0	0	0	0	0	15	32.5	25 to 35	86.7	3	20.0	
18/09/2021	08:00	1	2	6	17	10	0	0	0	0	0	0	0	0	0	0	0	0	0	0	36	32.5	25 to 35	91.7	10	27.8	
18/09/2021	09:00	3	3	12	22	10	1	0	0	0	0	0	0	0	0	0	0	0	0	0	51	31.5	25 to 35	86.3	11	21.6	
18/09/2021	10:00	0	2	11	29	10	1	2	0	0	0	0	0	0	0	0	0	0	0	0	55	32.5	25 to 35	90.9	13	23.6	
18/09/2021	11:00	7	6	17	24	3	0	0	0	0	0	0	0	0	0	0	0	0	0	0	57	28.8	20 to 30	82.5	3	5.3	
18/09/2021	12:00	4	2	7	19	6	0	0	0	0	0	0	0	0	0	0	0	0	0	0	38	30	25 to 35	84.2	6	15.8	
18/09/2021	13:00	3	1	7	21	12	1	0	0	0	0	0	0	0	0	0	0	0	0	0	45	32.5	25 to 35	88.9	13	28.9	
18/09/2021	14:00	2	1	2	19	7	0	0	0	0	0	0	0	0	0	0	0	0	0	0	31	31.4	25 to 35	90.3	7	22.6	
18/09/2021	15:00	1	1	8	17	10	0	0	0	0	0	0	0	0	0	0	0	0	0	0	37	32	25 to 35	94.6	10	27.0	
18/09/2021	16:00	2	1	6	20	6	2	0	0	0	0	0	0	0	0	0	0	0	0	0	37	31.7	25 to 35	86.5	8	21.6	
18/09/2021	17:00	3	2	6	24	2	1	1	0	0	0	0	0	0	0	0	0	0	0	0	39	29.6	20 to 30	82.1	4	10.3	
18/09/2021	18:00	1	1	7	17	6	0	0	0	0	0	0	0	0	0	0	0	0	0	0	32	30.8	25 to 35	93.8	6	18.8	
18/09/2021	19:00	1	2	7	14	5	0	0	0	0	0	0	0	0	0	0	0	0	0	0	29	31	25 to 35	89.7	5	17.2	
18/09/2021	20:00	0	1	4	11	7	2	0	0	0	0	0	0	0	0	0	0	0	0	0	25	33.6	25 to 35	88.0	9	36.0	
18/09/2021	21:00	0	0	2	2	1	1	0	0	0	0	0	0	0	0	0	0	0	0	0	6	35	25 to 35	83.3	2	33.3	
18/09/2021	22:00	0	2	1	5	1	2	0	0	0	0	0	0	0	0	0	0	0	0	0	11	35	20 to 30	72.7	3	27.3	
18/09/2021	23:00	0	0	0	2	3	1	0	0	0	0	0	0	0	0	0	0	0	0	0	6	35	30 to 40	100.0	4	66.7	
24 Hr Summary		29	27	110	277	108	14	4	0	0	0	0	0	0	0	0	0	0	0	0	569	31.9	25 to 35	87.0	126	22.1	

Incoming Histogram

Hall Lane facing into the Village

from Sat-Sep-04-2021-05-00-PM to Wed-Dec-01-2021-02-59-PM

Date	Starting Hr:min	<15	15 to <20	20 to <25	25 to <30	30 to <35	35 to <40	40 to <45	45 to <50	50 to <55	55 to <60	60 to <65	65 to <70	70 to <75	75 to <80	80 to <85	85 to <90	90 to <95	95 to <100	100 to >105	Total Counts	85pct Speed	10MPH Pace	% in pace	# of Speeders	% Speeders	
19/09/2021	00:00	0	0	0	0	1	1	0	0	0	0	0	0	0	0	0	0	0	0	0	2	40	30 to 40	100.0	2	100.0	
19/09/2021	01:00	1	0	0	0	0	0	0	0	0	0	0	0	0	0	0	0	0	0	0	1	15	5 to 15	100.0	*	*	
19/09/2021	02:00	0	0	0	0	1	0	0	0	0	0	0	0	0	0	0	0	0	0	0	1	35	25 to 35	100.0	1	100.0	
19/09/2021	03:00	0	0	0	0	0	0	0	0	0	0	0	0	0	0	0	0	0	0	0	0	0	0	*	*	*	*
19/09/2021	04:00	0	0	1	1	0	0	0	0	0	0	0	0	0	0	0	0	0	0	0	2	30	20 to 30	100.0	*	*	
19/09/2021	05:00	0	0	0	1	1	0	0	0	0	0	0	0	0	0	0	0	0	0	0	2	35	25 to 35	100.0	1	50.0	
19/09/2021	06:00	0	0	1	2	1	0	1	0	0	0	0	0	0	0	0	0	0	0	0	5	35	25 to 35	80.0	2	40.0	
19/09/2021	07:00	0	1	0	6	4	0	0	0	0	0	0	0	0	0	0	0	0	0	0	11	32.5	25 to 35	90.9	4	36.4	
19/09/2021	08:00	2	2	1	8	6	3	0	0	0	0	0	0	0	0	0	0	0	0	0	22	35	30 to 40	77.3	9	40.9	
19/09/2021	09:00	0	2	6	19	15	1	0	0	0	0	0	0	0	0	0	0	0	0	0	43	33.3	25 to 35	93.0	16	37.2	
19/09/2021	10:00	1	1	7	28	10	2	0	0	0	0	0	0	0	0	0	0	0	0	0	49	32.5	25 to 35	91.8	12	24.5	
19/09/2021	11:00	2	0	5	30	5	2	0	0	0	0	0	0	0	0	0	0	0	0	0	44	30	25 to 35	90.9	7	15.9	
19/09/2021	12:00	3	2	8	19	6	1	0	0	0	0	0	0	0	0	0	0	0	0	0	39	30.8	25 to 35	84.6	7	17.9	
19/09/2021	13:00	0	3	9	16	4	1	0	0	0	0	0	0	0	0	0	0	0	0	0	33	30	25 to 35	87.9	5	15.2	
19/09/2021	14:00	2	1	9	23	3	1	0	0	0	0	0	0	0	0	0	0	0	0	0	39	29.6	25 to 35	89.7	4	10.3	
19/09/2021	15:00	3	1	13	20	4	1	0	0	0	0	0	0	0	0	0	0	0	0	0	42	29.8	25 to 35	88.1	5	11.9	
19/09/2021	16:00	0	2	2	8	5	1	0	0	0	0	0	0	0	0	0	0	0	0	0	18	33	25 to 35	83.3	6	33.3	
19/09/2021	17:00	0	0	6	6	9	2	0	0	0	0	0	0	0	0	0	0	0	0	0	23	34.4	25 to 35	91.3	11	47.8	
19/09/2021	18:00	1	1	6	16	2	0	0	0	0	0	0	0	0	0	0	0	0	0	0	26	29.4	25 to 35	92.3	2	7.7	
19/09/2021	19:00	0	0	4	5	3	1	0	0	0	0	0	0	0	0	0	0	0	0	0	13	33.3	25 to 35	92.3	4	30.8	
19/09/2021	20:00	0	0	2	11	2	0	0	0	0	0	0	0	0	0	0	0	0	0	0	15	30	25 to 35	100.0	2	13.3	
19/09/2021	21:00	1	1	0	4	1	0	0	0	0	0	0	0	0	0	0	0	0	0	0	7	30	20 to 30	71.4	1	14.3	
19/09/2021	22:00	0	0	0	2	0	0	0	0	0	0	0	0	0	0	0	0	0	0	0	2	30	20 to 30	100.0	*	*	
19/09/2021	23:00	0	0	0	2	1	0	0	0	0	0	0	0	0	0	0	0	0	0	0	3	35	25 to 35	100.0	1	33.3	
24 Hr Summary		16	17	80	227	84	17	1	0	0	0	0	0	0	0	0	0	0	0	0	442	32.1	25 to 35	88.5	102	23.1	

Incoming Histogram

Hall Lane facing into the Village

from Sat-Sep-04-2021-05-00-PM to Wed-Dec-01-2021-02-59-PM

Date	Starting Hr:min	<15	15 to <20	20 to <25	25 to <30	30 to <35	35 to <40	40 to <45	45 to <50	50 to <55	55 to <60	60 to <65	65 to <70	70 to <75	75 to <80	80 to <85	85 to <90	90 to <95	95 to <100	100 to >105	Total Counts	85pct Speed	10MPH Pace	% in pace	# of Speeders	% Speeders	
20/09/2021	00:00	0	0	0	1	0	0	0	0	0	0	0	0	0	0	0	0	0	0	0	1	30	20 to 30	100.0	*	*	
20/09/2021	01:00	0	0	0	0	0	0	0	0	0	0	0	0	0	0	0	0	0	0	0	0	0	0	*	*	*	*
20/09/2021	02:00	0	0	0	0	1	0	0	0	0	0	0	0	0	0	0	0	0	0	0	1	35	25 to 35	100.0	1	100.0	
20/09/2021	03:00	0	0	0	0	1	0	0	0	0	0	0	0	0	0	0	0	0	0	0	1	35	25 to 35	100.0	1	100.0	
20/09/2021	04:00	0	1	1	0	0	0	0	0	0	0	0	0	0	0	0	0	0	0	0	2	25	15 to 25	100.0	*	*	
20/09/2021	05:00	0	1	1	1	2	1	0	0	0	0	0	0	0	0	0	0	0	0	0	6	35	25 to 35	66.7	3	50.0	
20/09/2021	06:00	1	0	1	6	9	1	1	0	0	0	0	0	0	0	0	0	0	0	0	19	34.4	25 to 35	84.2	11	57.9	
20/09/2021	07:00	0	0	3	31	12	0	0	0	0	0	0	0	0	0	0	0	0	0	0	46	32.1	25 to 35	100.0	12	26.1	
20/09/2021	08:00	1	2	14	32	8	1	0	0	0	0	0	0	0	0	0	0	0	0	0	58	30	25 to 35	93.1	9	15.5	
20/09/2021	09:00	1	1	13	18	11	0	0	0	0	0	0	0	0	0	0	0	0	0	0	44	31.8	25 to 35	95.5	11	25.0	
20/09/2021	10:00	3	0	6	15	4	0	0	0	0	0	0	0	0	0	0	0	0	0	0	28	30	25 to 35	89.3	4	14.3	
20/09/2021	11:00	0	0	3	12	6	0	0	0	0	0	0	0	0	0	0	0	0	0	0	21	32.5	25 to 35	100.0	6	28.6	
20/09/2021	12:00	2	1	6	13	10	1	0	0	0	0	0	0	0	0	0	0	0	0	0	33	33	25 to 35	87.9	11	33.3	
20/09/2021	13:00	2	1	9	29	4	0	0	0	0	0	0	0	0	0	0	0	0	0	0	45	29.5	25 to 35	93.3	4	8.9	
20/09/2021	14:00	2	1	5	21	6	1	0	0	0	0	0	0	0	0	0	0	0	0	0	36	31.7	25 to 35	88.9	7	19.4	
20/09/2021	15:00	1	2	15	21	11	1	0	0	0	0	0	0	0	0	0	0	0	0	0	51	31.8	25 to 35	92.2	12	23.5	
20/09/2021	16:00	0	0	8	16	8	2	0	0	0	0	0	0	0	0	0	0	0	0	0	34	33.1	25 to 35	94.1	10	29.4	
20/09/2021	17:00	2	0	10	25	10	4	0	0	0	0	0	0	0	0	0	0	0	0	0	51	33	25 to 35	88.2	14	27.5	
20/09/2021	18:00	2	1	5	13	6	0	0	0	0	0	0	0	0	0	0	0	0	0	0	27	31.7	25 to 35	88.9	6	22.2	
20/09/2021	19:00	0	1	4	14	2	0	0	0	0	0	0	0	0	0	0	0	0	0	0	21	29.6	25 to 35	95.2	2	9.5	
20/09/2021	20:00	0	0	0	8	4	0	0	0	0	0	0	0	0	0	0	0	0	0	0	12	32.5	25 to 35	100.0	4	33.3	
20/09/2021	21:00	0	0	1	2	0	0	1	0	0	0	0	0	0	0	0	0	0	0	0	4	30	20 to 30	75.0	1	25.0	
20/09/2021	22:00	0	0	1	2	0	1	1	0	0	0	0	0	0	0	0	0	0	0	0	5	40	20 to 30	60.0	2	40.0	
20/09/2021	23:00	0	0	2	1	0	1	0	0	0	0	0	0	0	0	0	0	0	0	0	4	30	20 to 30	75.0	1	25.0	
24 Hr Summary		17	12	108	281	115	14	3	0	0	0	0	0	0	0	0	0	0	0	0	550	32.2	25 to 35	91.6	132	24.0	

Incoming Histogram

Hall Lane facing into the Village

from Sat-Sep-04-2021-05-00-PM to Wed-Dec-01-2021-02-59-PM

Date	Starting Hr:min	<15	15 to <20	20 to <25	25 to <30	30 to <35	35 to <40	40 to <45	45 to <50	50 to <55	55 to <60	60 to <65	65 to <70	70 to <75	75 to <80	80 to <85	85 to <90	90 to <95	95 to <100	100 to >105	Total Counts	85pct Speed	10MPH Pace	% in pace	# of Speeders	% Speeders
21/09/2021	00:00	0	0	0	0	0	0	0	0	0	0	0	0	0	0	0	0	0	0	0	0	0	*	*	*	*
21/09/2021	01:00	0	0	0	0	0	1	0	0	0	0	0	0	0	0	0	0	0	0	0	1	40	30 to 40	100.0	1	100.0
21/09/2021	02:00	0	1	0	1	1	0	0	0	0	0	0	0	0	0	0	0	0	0	0	3	35	20 to 30	66.7	1	33.3
21/09/2021	03:00	0	0	0	0	0	0	0	0	0	0	0	0	0	0	0	0	0	0	0	0	0	*	*	*	*
21/09/2021	04:00	0	0	0	0	0	0	0	0	0	0	0	0	0	0	0	0	0	0	0	0	0	*	*	*	*
21/09/2021	05:00	0	0	0	4	1	0	0	0	0	0	0	0	0	0	0	0	0	0	0	5	30	25 to 35	100.0	1	20.0
21/09/2021	06:00	0	1	1	10	7	3	0	0	0	0	0	0	0	0	0	0	0	0	0	22	35	30 to 40	90.9	10	45.5
21/09/2021	07:00	2	1	4	23	18	1	0	0	0	0	0	0	0	0	0	0	0	0	0	49	33.3	25 to 35	91.8	19	38.8
21/09/2021	08:00	2	3	7	28	10	1	0	0	0	0	0	0	0	0	0	0	0	0	0	51	31.5	25 to 35	88.2	11	21.6
21/09/2021	09:00	2	2	12	22	7	1	0	0	0	0	0	0	0	0	0	0	0	0	0	46	30.7	25 to 35	89.1	8	17.4
21/09/2021	10:00	1	0	6	30	3	0	0	0	0	0	0	0	0	0	0	0	0	0	0	40	29.5	25 to 35	97.5	3	7.5
21/09/2021	11:00	3	1	6	22	6	0	0	0	0	0	0	0	0	0	0	0	0	0	0	38	30	25 to 35	89.5	6	15.8
21/09/2021	12:00	0	0	7	18	4	1	0	0	0	0	0	0	0	0	0	0	0	0	0	30	31.2	25 to 35	96.7	5	16.7
21/09/2021	13:00	2	4	7	20	5	1	0	0	0	0	0	0	0	0	0	0	0	0	0	39	30	25 to 35	82.1	6	15.4
21/09/2021	14:00	1	7	4	20	7	0	0	0	0	0	0	0	0	0	0	0	0	0	0	39	30.7	20 to 30	79.5	7	17.9
21/09/2021	15:00	2	0	13	36	5	0	0	0	0	0	0	0	0	0	0	0	0	0	0	56	29.6	25 to 35	96.4	5	8.9
21/09/2021	16:00	0	2	5	18	5	1	0	0	0	0	0	0	0	0	0	0	0	0	0	31	31	25 to 35	90.3	6	19.4
21/09/2021	17:00	2	2	13	31	6	0	0	0	0	0	0	0	0	0	0	0	0	0	0	54	29.7	25 to 35	92.6	6	11.1
21/09/2021	18:00	0	2	11	22	5	0	0	0	0	0	0	0	0	0	0	0	0	0	0	40	29.8	25 to 35	95.0	5	12.5
21/09/2021	19:00	0	0	4	14	8	0	0	0	0	0	0	0	0	0	0	0	0	0	0	26	32.5	25 to 35	100.0	8	30.8
21/09/2021	20:00	0	1	4	6	1	1	0	0	0	0	0	0	0	0	0	0	0	0	0	13	30	20 to 30	84.6	2	15.4
21/09/2021	21:00	0	0	0	3	1	0	0	0	0	0	0	0	0	0	0	0	0	0	0	4	30	25 to 35	100.0	1	25.0
21/09/2021	22:00	0	0	0	4	2	0	0	0	0	0	0	0	0	0	0	0	0	0	0	6	32.5	25 to 35	100.0	2	33.3
21/09/2021	23:00	0	0	0	1	0	0	0	0	0	0	0	0	0	0	0	0	0	0	0	1	30	20 to 30	100.0	*	*
24 Hr Summary		17	27	104	333	102	11	0	0	0	0	0	0	0	0	0	0	0	0	0	594	31.2	25 to 35	90.7	113	19.0

Incoming Histogram

Hall Lane facing into the Village

from Sat-Sep-04-2021-05-00-PM to Wed-Dec-01-2021-02-59-PM

Date	Starting Hr:min	<15	15 to <20	20 to <25	25 to <30	30 to <35	35 to <40	40 to <45	45 to <50	50 to <55	55 to <60	60 to <65	65 to <70	70 to <75	75 to <80	80 to <85	85 to <90	90 to <95	95 to <100	100 to >105	Total Counts	85pct Speed	10MPH Pace	% in pace	# of Speeders	% Speeders
22/09/2021	00:00	0	0	0	1	1	0	0	0	0	0	0	0	0	0	0	0	0	0	0	2	35	25 to 35	100.0	1	50.0
22/09/2021	01:00	0	0	0	0	0	0	1	0	0	0	0	0	0	0	0	0	0	0	0	1	45	35 to 45	100.0	1	100.0
22/09/2021	02:00	0	0	0	0	0	0	0	0	0	0	0	0	0	0	0	0	0	0	0	0	0	*	*	*	*
22/09/2021	03:00	0	1	0	0	1	0	0	0	0	0	0	0	0	0	0	0	0	0	0	2	35	10 to 20	50.0	1	50.0
22/09/2021	04:00	0	0	0	0	0	0	0	0	0	0	0	0	0	0	0	0	0	0	0	0	0	*	*	*	*
22/09/2021	05:00	0	0	0	4	2	0	1	0	0	0	0	0	0	0	0	0	0	0	0	7	35	25 to 35	85.7	3	42.9
22/09/2021	06:00	2	0	3	11	3	2	0	0	0	0	0	0	0	0	0	0	0	0	0	21	33.3	25 to 35	81.0	5	23.8
22/09/2021	07:00	0	1	8	32	19	0	0	0	0	0	0	0	0	0	0	0	0	0	0	60	32.6	25 to 35	98.3	19	31.7
22/09/2021	08:00	0	3	11	22	9	1	0	0	0	0	0	0	0	0	0	0	0	0	0	46	31.7	25 to 35	91.3	10	21.7
22/09/2021	09:00	2	2	11	20	13	0	0	0	0	0	0	0	0	0	0	0	0	0	0	48	32.3	25 to 35	91.7	13	27.1
22/09/2021	10:00	1	0	9	29	9	0	0	0	0	0	0	0	0	0	0	0	0	0	0	48	31.1	25 to 35	97.9	9	18.8
22/09/2021	11:00	7	4	9	17	3	0	0	0	0	0	0	0	0	0	0	0	0	0	0	40	29.1	20 to 30	75.0	3	7.5
22/09/2021	12:00	1	3	12	22	5	0	0	0	0	0	0	0	0	0	0	0	0	0	0	43	29.8	25 to 35	90.7	5	11.6
22/09/2021	13:00	1	2	11	23	9	0	0	0	0	0	0	0	0	0	0	0	0	0	0	46	31.1	25 to 35	93.5	9	19.6
22/09/2021	14:00	1	1	5	19	7	1	0	0	0	0	0	0	0	0	0	0	0	0	0	34	32.1	25 to 35	91.2	8	23.5
22/09/2021	15:00	3	3	6	24	13	4	0	0	0	0	0	0	0	0	0	0	0	0	0	53	33.5	25 to 35	81.1	17	32.1
22/09/2021	16:00	0	0	7	19	9	0	0	0	0	0	0	0	0	0	0	0	0	0	0	35	32.2	25 to 35	100.0	9	25.7
22/09/2021	17:00	2	2	6	27	18	2	0	0	0	0	0	0	0	0	0	0	0	0	0	57	33.1	25 to 35	89.5	20	35.1
22/09/2021	18:00	1	1	6	30	7	2	0	0	0	0	0	0	0	0	0	0	0	0	0	47	31.4	25 to 35	91.5	9	19.1
22/09/2021	19:00	0	0	6	17	4	1	0	0	0	0	0	0	0	0	0	0	0	0	0	28	31.2	25 to 35	96.4	5	17.9
22/09/2021	20:00	0	0	4	10	6	1	0	0	0	0	0	0	0	0	0	0	0	0	0	21	33.3	25 to 35	95.2	7	33.3
22/09/2021	21:00	0	0	3	5	3	1	0	0	0	0	0	0	0	0	0	0	0	0	0	12	33.3	25 to 35	91.7	4	33.3
22/09/2021	22:00	0	0	3	2	2	1	0	0	0	0	0	0	0	0	0	0	0	0	0	8	35	25 to 35	87.5	3	37.5
22/09/2021	23:00	0	0	0	1	0	0	0	0	0	0	0	0	0	0	0	0	0	0	0	1	30	20 to 30	100.0	*	*
24 Hr Summary		21	23	120	335	143	16	2	0	0	0	0	0	0	0	0	0	0	0	0	660	32.2	25 to 35	90.6	161	24.4

Incoming Histogram

Hall Lane facing into the Village

from Sat-Sep-04-2021-05-00-PM to Wed-Dec-01-2021-02-59-PM

Date	Starting Hr:min	<15	15 to <20	20 to <25	25 to <30	30 to <35	35 to <40	40 to <45	45 to <50	50 to <55	55 to <60	60 to <65	65 to <70	70 to <75	75 to <80	80 to <85	85 to <90	90 to <95	95 to <100	100 to >105	Total Counts	85pct Speed	10MPH Pace	% in pace	# of Speeders	% Speeders
23/09/2021	00:00	0	0	0	0	0	0	0	0	0	0	0	0	0	0	0	0	0	0	0	0	0	*	*	*	*
23/09/2021	01:00	0	0	0	0	0	1	0	0	0	0	0	0	0	0	0	0	0	0	0	1	40	30 to 40	100.0	1	100.0
23/09/2021	02:00	0	0	0	0	0	0	0	0	0	0	0	0	0	0	0	0	0	0	0	0	0	*	*	*	*
23/09/2021	03:00	0	0	0	1	0	0	0	0	0	0	0	0	0	0	0	0	0	0	0	1	30	20 to 30	100.0	*	*
23/09/2021	04:00	0	0	0	1	0	0	0	0	0	0	0	0	0	0	0	0	0	0	0	1	30	20 to 30	100.0	*	*
23/09/2021	05:00	0	0	2	2	0	1	0	0	0	0	0	0	0	0	0	0	0	0	0	5	30	20 to 30	80.0	1	20.0
23/09/2021	06:00	0	0	1	8	7	3	1	0	0	0	0	0	0	0	0	0	0	0	0	20	36.7	30 to 40	90.0	11	55.0
23/09/2021	07:00	0	0	5	24	15	0	0	0	0	0	0	0	0	0	0	0	0	0	0	44	32.7	25 to 35	100.0	15	34.1
23/09/2021	08:00	2	2	10	29	10	2	0	0	0	0	0	0	0	0	0	0	0	0	0	55	32	25 to 35	89.1	12	21.8
23/09/2021	09:00	2	2	8	24	12	0	0	0	0	0	0	0	0	0	0	0	0	0	0	48	32.1	25 to 35	91.7	12	25.0
23/09/2021	10:00	2	2	8	18	5	0	0	0	0	0	0	0	0	0	0	0	0	0	0	35	30	25 to 35	88.6	5	14.3
23/09/2021	11:00	3	0	11	19	7	0	0	0	0	0	0	0	0	0	0	0	0	0	0	40	30.7	25 to 35	92.5	7	17.5
23/09/2021	12:00	2	0	4	18	8	1	0	0	0	0	0	0	0	0	0	0	0	0	0	33	32.5	25 to 35	90.9	9	27.3
23/09/2021	13:00	0	3	11	25	2	1	0	0	0	0	0	0	0	0	0	0	0	0	0	42	29.4	20 to 30	92.9	3	7.1
23/09/2021	14:00	0	1	6	28	3	0	0	0	0	0	0	0	0	0	0	0	0	0	0	38	29.5	25 to 35	97.4	3	7.9
23/09/2021	15:00	6	6	16	20	7	0	0	0	0	0	0	0	0	0	0	0	0	0	0	55	29.8	25 to 35	78.2	7	12.7
23/09/2021	16:00	0	2	15	23	7	1	0	0	0	0	0	0	0	0	0	0	0	0	0	48	30.7	25 to 35	93.8	8	16.7
23/09/2021	17:00	2	3	8	32	13	1	0	0	0	0	0	0	0	0	0	0	0	0	0	59	31.9	25 to 35	89.8	14	23.7
23/09/2021	18:00	0	2	4	29	10	1	0	0	0	0	0	0	0	0	0	0	0	0	0	46	32	25 to 35	93.5	11	23.9
23/09/2021	19:00	1	1	8	17	7	0	1	0	0	0	0	0	0	0	0	0	0	0	0	35	32.1	25 to 35	91.4	8	22.9
23/09/2021	20:00	3	2	2	9	2	2	0	0	0	0	0	0	0	0	0	0	0	0	0	20	32.5	20 to 30	65.0	4	20.0
23/09/2021	21:00	0	0	1	4	4	0	0	0	0	0	0	0	0	0	0	0	0	0	0	9	33.8	25 to 35	100.0	4	44.4
23/09/2021	22:00	0	0	4	2	5	1	0	0	0	0	0	0	0	0	0	0	0	0	0	12	34	25 to 35	91.7	6	50.0
23/09/2021	23:00	0	0	0	1	0	0	0	0	0	0	0	0	0	0	0	0	0	0	0	1	30	20 to 30	100.0	*	*
24 Hr Summary		23	26	124	334	124	15	2	0	0	0	0	0	0	0	0	0	0	0	0	648	31.8	25 to 35	89.8	141	21.8

Incoming Histogram

Hall Lane facing into the Village

from Sat-Sep-04-2021-05-00-PM to Wed-Dec-01-2021-02-59-PM

Date	Starting Hr:min	<15	15 to <20	20 to <25	25 to <30	30 to <35	35 to <40	40 to <45	45 to <50	50 to <55	55 to <60	60 to <65	65 to <70	70 to <75	75 to <80	80 to <85	85 to <90	90 to <95	95 to <100	100 to >105	Total Counts	85pct Speed	10MPH Pace	% in pace	# of Speeders	% Speeders	
24/09/2021	00:00	0	0	0	0	2	1	0	0	0	0	0	0	0	0	0	0	0	0	0	0	3	40	30 to 40	100.0	3	100.0
24/09/2021	01:00	0	0	0	0	0	0	0	0	0	0	0	0	0	0	0	0	0	0	0	0	0	0	*	*	*	*
24/09/2021	02:00	0	0	0	1	0	1	0	0	0	0	0	0	0	0	0	0	0	0	0	2	40	30 to 40	100.0	1	50.0	
24/09/2021	03:00	0	0	1	0	0	0	0	0	0	0	0	0	0	0	0	0	0	0	0	1	25	15 to 25	100.0	*	*	
24/09/2021	04:00	0	0	0	1	1	0	0	0	0	0	0	0	0	0	0	0	0	0	0	2	35	25 to 35	100.0	1	50.0	
24/09/2021	05:00	0	0	0	3	3	1	0	0	0	0	0	0	0	0	0	0	0	0	0	7	35	30 to 40	100.0	4	57.1	
24/09/2021	06:00	1	0	5	12	6	1	0	0	0	0	0	0	0	0	0	0	0	0	0	25	32.5	25 to 35	92.0	7	28.0	
24/09/2021	07:00	1	0	3	23	11	1	0	0	0	0	0	0	0	0	0	0	0	0	0	39	32.7	25 to 35	94.9	12	30.8	
24/09/2021	08:00	0	4	6	30	9	2	0	0	0	0	0	0	0	0	0	0	0	0	0	51	31.7	25 to 35	88.2	11	21.6	
24/09/2021	09:00	1	1	10	35	6	0	0	0	0	0	0	0	0	0	0	0	0	0	0	53	29.7	25 to 35	96.2	6	11.3	
24/09/2021	10:00	0	2	6	36	13	0	0	0	0	0	0	0	0	0	0	0	0	0	0	57	31.5	25 to 35	96.5	13	22.8	
24/09/2021	11:00	1	3	9	27	7	1	0	0	0	0	0	0	0	0	0	0	0	0	0	48	30.7	25 to 35	89.6	8	16.7	
24/09/2021	12:00	1	0	9	20	9	3	0	0	0	0	0	0	0	0	0	0	0	0	0	42	33.3	25 to 35	90.5	12	28.6	
24/09/2021	13:00	1	0	8	32	10	0	0	0	0	0	0	0	0	0	0	0	0	0	0	51	31	25 to 35	98.0	10	19.6	
24/09/2021	14:00	3	3	16	28	5	1	0	0	0	0	0	0	0	0	0	0	0	0	0	56	29.6	25 to 35	87.5	6	10.7	
24/09/2021	15:00	2	3	14	26	12	0	0	0	0	0	0	0	0	0	0	0	0	0	0	57	31.2	25 to 35	91.2	12	21.1	
24/09/2021	16:00	1	1	6	25	10	1	0	0	0	0	0	0	0	0	0	0	0	0	0	44	32	25 to 35	93.2	11	25.0	
24/09/2021	17:00	2	7	16	61	19	4	0	0	0	0	0	0	0	0	0	0	0	0	0	109	31.8	25 to 35	88.1	23	21.1	
24/09/2021	18:00	0	2	7	27	13	0	0	0	0	0	0	0	0	0	0	0	0	0	0	49	32.3	25 to 35	95.9	13	26.5	
24/09/2021	19:00	2	1	4	18	6	1	0	0	0	0	0	0	0	0	0	0	0	0	0	32	31.7	25 to 35	87.5	7	21.9	
24/09/2021	20:00	0	0	1	6	4	3	0	0	0	0	0	0	0	0	0	0	0	0	0	14	36.7	30 to 40	92.9	7	50.0	
24/09/2021	21:00	0	0	0	7	2	0	0	0	0	0	0	0	0	0	0	0	0	0	0	9	32.5	25 to 35	100.0	2	22.2	
24/09/2021	22:00	0	0	4	3	3	2	0	1	0	0	0	0	0	0	0	0	0	0	0	13	37.5	25 to 35	76.9	6	46.2	
24/09/2021	23:00	0	0	0	1	1	1	0	0	0	0	0	0	0	0	0	0	0	0	0	3	40	30 to 40	100.0	2	66.7	
24 Hr Summary		16	27	125	422	152	24	0	1	0	0	0	0	0	0	0	0	0	0	0	767	32	25 to 35	91.1	177	23.1	

Incoming Histogram

Hall Lane facing into the Village

from Sat-Sep-04-2021-05-00-PM to Wed-Dec-01-2021-02-59-PM

Date	Starting Hr:min	<15	15 to <20	20 to <25	25 to <30	30 to <35	35 to <40	40 to <45	45 to <50	50 to <55	55 to <60	60 to <65	65 to <70	70 to <75	75 to <80	80 to <85	85 to <90	90 to <95	95 to <100	100 to >105	Total Counts	85pct Speed	10MPH Pace	% in pace	# of Speeders	% Speeders
25/09/2021	00:00	0	0	0	1	0	0	0	0	0	0	0	0	0	0	0	0	0	0	0	1	30	20 to 30	100.0	*	*
25/09/2021	01:00	0	0	0	1	2	0	0	0	0	0	0	0	0	0	0	0	0	0	0	3	35	25 to 35	100.0	2	66.7
25/09/2021	02:00	0	0	0	0	0	0	0	0	0	0	0	0	0	0	0	0	0	0	0	0	0	*	*	*	*
25/09/2021	03:00	0	0	0	3	0	0	0	0	0	0	0	0	0	0	0	0	0	0	0	3	30	20 to 30	100.0	*	*
25/09/2021	04:00	0	0	1	2	1	0	0	0	0	0	0	0	0	0	0	0	0	0	0	4	30	25 to 35	100.0	1	25.0
25/09/2021	05:00	0	0	0	3	4	0	0	0	0	0	0	0	0	0	0	0	0	0	0	7	33.8	25 to 35	100.0	4	57.1
25/09/2021	06:00	0	0	3	11	3	1	0	0	0	0	0	0	0	0	0	0	0	0	0	18	31.7	25 to 35	94.4	4	22.2
25/09/2021	07:00	1	1	1	9	3	0	1	0	0	0	0	0	0	0	0	0	0	0	0	16	33.3	25 to 35	81.3	4	25.0
25/09/2021	08:00	1	1	4	17	3	0	0	0	0	0	0	0	0	0	0	0	0	0	0	26	29.7	25 to 35	92.3	3	11.5
25/09/2021	09:00	1	4	5	28	10	1	0	0	0	0	0	0	0	0	0	0	0	0	0	49	32	25 to 35	87.8	11	22.4
25/09/2021	10:00	1	3	28	28	11	0	0	0	0	0	0	0	0	0	0	0	0	0	0	71	30	25 to 35	94.4	11	15.5
25/09/2021	11:00	2	3	18	28	12	1	0	0	0	0	0	0	0	0	0	0	0	0	0	64	31.2	25 to 35	90.6	13	20.3
25/09/2021	12:00	1	1	11	29	10	1	1	0	0	0	0	0	0	0	0	0	0	0	0	54	32	25 to 35	92.6	12	22.2
25/09/2021	13:00	3	2	13	19	11	0	1	0	0	0	0	0	0	0	0	0	0	0	0	49	32.3	25 to 35	87.8	12	24.5
25/09/2021	14:00	3	2	13	26	7	0	0	0	0	0	0	0	0	0	0	0	0	0	0	51	29.8	25 to 35	90.2	7	13.7
25/09/2021	15:00	5	2	8	24	4	0	0	0	0	0	0	0	0	0	0	0	0	0	0	43	29.6	25 to 35	83.7	4	9.3
25/09/2021	16:00	2	2	8	19	8	1	0	0	0	0	0	0	0	0	0	0	0	0	0	40	31.9	25 to 35	87.5	9	22.5
25/09/2021	17:00	0	0	6	18	12	0	0	0	0	0	0	0	0	0	0	0	0	0	0	36	32.9	25 to 35	100.0	12	33.3
25/09/2021	18:00	1	1	7	20	8	0	0	0	0	0	0	0	0	0	0	0	0	0	0	37	31.2	25 to 35	94.6	8	21.6
25/09/2021	19:00	2	1	5	16	6	0	0	0	0	0	0	0	0	0	0	0	0	0	0	30	31.7	25 to 35	90.0	6	20.0
25/09/2021	20:00	0	0	3	10	4	0	0	0	0	0	0	0	0	0	0	0	0	0	0	17	31.2	25 to 35	100.0	4	23.5
25/09/2021	21:00	0	0	0	4	3	1	0	0	0	0	0	0	0	0	0	0	0	0	0	8	35	30 to 40	100.0	4	50.0
25/09/2021	22:00	1	0	1	4	3	0	0	0	0	0	0	0	0	0	0	0	0	0	0	9	33.3	25 to 35	88.9	3	33.3
25/09/2021	23:00	0	0	0	5	3	0	0	0	0	0	0	0	0	0	0	0	0	0	0	8	33.3	25 to 35	100.0	3	37.5
24 Hr Summary		24	23	135	325	128	6	3	0	0	0	0	0	0	0	0	0	0	0	0	644	31.6	25 to 35	91.3	137	21.3

Incoming Histogram

Hall Lane facing into the Village

from Sat-Sep-04-2021-05-00-PM to Wed-Dec-01-2021-02-59-PM

Date	Starting Hr:min	<15	15 to <20	20 to <25	25 to <30	30 to <35	35 to <40	40 to <45	45 to <50	50 to <55	55 to <60	60 to <65	65 to <70	70 to <75	75 to <80	80 to <85	85 to <90	90 to <95	95 to <100	100 to >105	Total Counts	85pct Speed	10MPH Pace	% in pace	# of Speeders	% Speeders
26/09/2021	00:00	0	0	0	1	1	0	0	0	0	0	0	0	0	0	0	0	0	0	0	2	35	25 to 35	100.0	1	50.0
26/09/2021	01:00	0	0	0	0	0	0	0	0	0	0	0	0	0	0	0	0	0	0	0	0	0	*	*	*	*
26/09/2021	02:00	0	0	0	1	0	0	0	0	0	0	0	0	0	0	0	0	0	0	0	1	30	20 to 30	100.0	*	*
26/09/2021	03:00	0	0	0	1	1	0	0	0	0	0	0	0	0	0	0	0	0	0	0	2	35	25 to 35	100.0	1	50.0
26/09/2021	04:00	0	0	0	0	0	0	0	0	0	0	0	0	0	0	0	0	0	0	0	0	0	*	*	*	*
26/09/2021	05:00	0	0	0	1	2	0	0	0	0	0	0	0	0	0	0	0	0	0	0	3	35	25 to 35	100.0	2	66.7
26/09/2021	06:00	0	0	0	2	0	0	0	0	0	0	0	0	0	0	0	0	0	0	0	2	30	20 to 30	100.0	*	*
26/09/2021	07:00	0	0	1	4	1	0	0	0	0	0	0	0	0	0	0	0	0	0	0	6	30	25 to 35	100.0	1	16.7
26/09/2021	08:00	1	1	2	15	4	0	0	0	0	0	0	0	0	0	0	0	0	0	0	23	31.2	25 to 35	91.3	4	17.4
26/09/2021	09:00	1	6	7	19	6	1	0	0	0	0	0	0	0	0	0	0	0	0	0	40	30.8	20 to 30	80.0	7	17.5
26/09/2021	10:00	0	0	10	20	5	0	0	0	0	0	0	0	0	0	0	0	0	0	0	35	30	25 to 35	100.0	5	14.3
26/09/2021	11:00	1	1	2	17	5	2	0	0	0	0	0	0	0	0	0	0	0	0	0	28	33	25 to 35	85.7	7	25.0
26/09/2021	12:00	1	1	11	17	4	1	0	0	0	0	0	0	0	0	0	0	0	0	0	35	30	25 to 35	91.4	5	14.3
26/09/2021	13:00	1	4	7	23	4	1	0	0	0	0	0	0	0	0	0	0	0	0	0	40	29.8	20 to 30	85.0	5	12.5
26/09/2021	14:00	0	0	6	9	5	0	1	0	0	0	0	0	0	0	0	0	0	0	0	21	33	25 to 35	95.2	6	28.6
26/09/2021	15:00	2	0	10	16	7	2	0	0	0	0	0	0	0	0	0	0	0	0	0	37	32.1	25 to 35	89.2	9	24.3
26/09/2021	16:00	0	0	5	14	3	1	0	0	0	0	0	0	0	0	0	0	0	0	0	23	31.7	25 to 35	95.7	4	17.4
26/09/2021	17:00	0	1	10	15	6	0	0	0	0	0	0	0	0	0	0	0	0	0	0	32	30.8	25 to 35	96.9	6	18.8
26/09/2021	18:00	4	0	2	11	6	1	0	0	0	0	0	0	0	0	0	0	0	0	0	24	32.5	25 to 35	79.2	7	29.2
26/09/2021	19:00	0	1	4	11	1	1	0	0	0	0	0	0	0	0	0	0	0	0	0	18	29.5	20 to 30	88.9	2	11.1
26/09/2021	20:00	0	0	1	6	2	1	0	0	0	0	0	0	0	0	0	0	0	0	0	10	32.5	25 to 35	90.0	3	30.0
26/09/2021	21:00	1	0	0	2	1	0	0	0	0	0	0	0	0	0	0	0	0	0	0	4	30	25 to 35	75.0	1	25.0
26/09/2021	22:00	0	0	0	1	1	0	0	0	0	0	0	0	0	0	0	0	0	0	0	2	35	25 to 35	100.0	1	50.0
26/09/2021	23:00	0	0	0	0	1	0	0	0	0	0	0	0	0	0	0	0	0	0	0	1	35	25 to 35	100.0	1	100.0
24 Hr Summary		12	15	78	206	66	11	1	0	0	0	0	0	0	0	0	0	0	0	0	389	31.5	25 to 35	90.0	78	20.1

Incoming Histogram

Hall Lane facing into the Village

from Sat-Sep-04-2021-05-00-PM to Wed-Dec-01-2021-02-59-PM

Date	Starting Hr:min	<15	15 to <20	20 to <25	25 to <30	30 to <35	35 to <40	40 to <45	45 to <50	50 to <55	55 to <60	60 to <65	65 to <70	70 to <75	75 to <80	80 to <85	85 to <90	90 to <95	95 to <100	100 to >105	Total Counts	85pct Speed	10MPH Pace	% in pace	# of Speeders	% Speeders	
27/09/2021	00:00	0	0	0	1	1	0	1	0	0	0	0	0	0	0	0	0	0	0	0	0	3	45	25 to 35	66.7	2	66.7
27/09/2021	01:00	0	0	0	0	0	0	0	0	0	0	0	0	0	0	0	0	0	0	0	0	0	0	*	*	*	*
27/09/2021	02:00	0	0	0	0	0	0	0	0	0	0	0	0	0	0	0	0	0	0	0	0	0	0	*	*	*	*
27/09/2021	03:00	0	0	0	1	0	0	0	0	0	0	0	0	0	0	0	0	0	0	0	0	1	30	20 to 30	100.0	*	*
27/09/2021	04:00	0	0	1	1	1	0	0	0	0	0	0	0	0	0	0	0	0	0	0	0	3	35	25 to 35	100.0	1	33.3
27/09/2021	05:00	0	0	0	3	1	0	0	0	0	0	0	0	0	0	0	0	0	0	0	0	4	30	25 to 35	100.0	1	25.0
27/09/2021	06:00	1	1	1	13	9	3	0	0	0	0	0	0	0	0	0	0	0	0	0	0	28	34.4	30 to 40	89.3	12	42.9
27/09/2021	07:00	0	0	7	27	9	1	0	0	0	0	0	0	0	0	0	0	0	0	0	0	44	31.7	25 to 35	97.7	10	22.7
27/09/2021	08:00	1	2	7	34	11	1	0	0	0	0	0	0	0	0	0	0	0	0	0	0	56	31.8	25 to 35	92.9	12	21.4
27/09/2021	09:00	1	1	11	23	4	0	0	0	0	0	0	0	0	0	0	0	0	0	0	0	40	29.6	25 to 35	95.0	4	10.0
27/09/2021	10:00	1	1	8	14	9	0	0	0	0	0	0	0	0	0	0	0	0	0	0	0	33	32.2	25 to 35	93.9	9	27.3
27/09/2021	11:00	1	0	5	10	6	0	0	0	0	0	0	0	0	0	0	0	0	0	0	0	22	32.5	25 to 35	95.5	6	27.3
27/09/2021	12:00	*	*	*	*	*	*	*	*	*	*	*	*	*	*	*	*	*	*	*	*	*	*	*	*	*	*
27/09/2021	13:00	*	*	*	*	*	*	*	*	*	*	*	*	*	*	*	*	*	*	*	*	*	*	*	*	*	*
27/09/2021	14:00	*	*	*	*	*	*	*	*	*	*	*	*	*	*	*	*	*	*	*	*	*	*	*	*	*	*
27/09/2021	15:00	*	*	*	*	*	*	*	*	*	*	*	*	*	*	*	*	*	*	*	*	*	*	*	*	*	*
27/09/2021	16:00	*	*	*	*	*	*	*	*	*	*	*	*	*	*	*	*	*	*	*	*	*	*	*	*	*	*
27/09/2021	17:00	*	*	*	*	*	*	*	*	*	*	*	*	*	*	*	*	*	*	*	*	*	*	*	*	*	*
27/09/2021	18:00	*	*	*	*	*	*	*	*	*	*	*	*	*	*	*	*	*	*	*	*	*	*	*	*	*	*
27/09/2021	19:00	*	*	*	*	*	*	*	*	*	*	*	*	*	*	*	*	*	*	*	*	*	*	*	*	*	*
27/09/2021	20:00	*	*	*	*	*	*	*	*	*	*	*	*	*	*	*	*	*	*	*	*	*	*	*	*	*	*
27/09/2021	21:00	*	*	*	*	*	*	*	*	*	*	*	*	*	*	*	*	*	*	*	*	*	*	*	*	*	*
27/09/2021	22:00	*	*	*	*	*	*	*	*	*	*	*	*	*	*	*	*	*	*	*	*	*	*	*	*	*	*
27/09/2021	23:00	*	*	*	*	*	*	*	*	*	*	*	*	*	*	*	*	*	*	*	*	*	*	*	*	*	*
24 Hr Summary		5	5	40	127	51	5	1	0	0	0	0	0	0	0	0	0	0	0	0	0	234	32.2	25 to 35	93.2	57	24.4

Incoming Histogram

Hall Lane facing into the Village

from Sat-Sep-04-2021-05-00-PM to Wed-Dec-01-2021-02-59-PM

Date	Starting Hr:min	<15	15 to <20	20 to <25	25 to <30	30 to <35	35 to <40	40 to <45	45 to <50	50 to <55	55 to <60	60 to <65	65 to <70	70 to <75	75 to <80	80 to <85	85 to <90	90 to <95	95 to <100	100 to >105	Total Counts	85pct Speed	10MPH Pace	% in pace	# of Speeders	% Speeders
28/09/2021	00:00	*	*	*	*	*	*	*	*	*	*	*	*	*	*	*	*	*	*	*	*	*	*	*	*	*
28/09/2021	01:00	*	*	*	*	*	*	*	*	*	*	*	*	*	*	*	*	*	*	*	*	*	*	*	*	*
28/09/2021	02:00	*	*	*	*	*	*	*	*	*	*	*	*	*	*	*	*	*	*	*	*	*	*	*	*	*
28/09/2021	03:00	*	*	*	*	*	*	*	*	*	*	*	*	*	*	*	*	*	*	*	*	*	*	*	*	*
28/09/2021	04:00	*	*	*	*	*	*	*	*	*	*	*	*	*	*	*	*	*	*	*	*	*	*	*	*	*
28/09/2021	05:00	*	*	*	*	*	*	*	*	*	*	*	*	*	*	*	*	*	*	*	*	*	*	*	*	*
28/09/2021	06:00	*	*	*	*	*	*	*	*	*	*	*	*	*	*	*	*	*	*	*	*	*	*	*	*	*
28/09/2021	07:00	*	*	*	*	*	*	*	*	*	*	*	*	*	*	*	*	*	*	*	*	*	*	*	*	*
28/09/2021	08:00	*	*	*	*	*	*	*	*	*	*	*	*	*	*	*	*	*	*	*	*	*	*	*	*	*
28/09/2021	09:00	*	*	*	*	*	*	*	*	*	*	*	*	*	*	*	*	*	*	*	*	*	*	*	*	*
28/09/2021	10:00	*	*	*	*	*	*	*	*	*	*	*	*	*	*	*	*	*	*	*	*	*	*	*	*	*
28/09/2021	11:00	*	*	*	*	*	*	*	*	*	*	*	*	*	*	*	*	*	*	*	*	*	*	*	*	*
28/09/2021	12:00	*	*	*	*	*	*	*	*	*	*	*	*	*	*	*	*	*	*	*	*	*	*	*	*	*
28/09/2021	13:00	*	*	*	*	*	*	*	*	*	*	*	*	*	*	*	*	*	*	*	*	*	*	*	*	*
28/09/2021	14:00	*	*	*	*	*	*	*	*	*	*	*	*	*	*	*	*	*	*	*	*	*	*	*	*	*
28/09/2021	15:00	*	*	*	*	*	*	*	*	*	*	*	*	*	*	*	*	*	*	*	*	*	*	*	*	*
28/09/2021	16:00	*	*	*	*	*	*	*	*	*	*	*	*	*	*	*	*	*	*	*	*	*	*	*	*	*
28/09/2021	17:00	*	*	*	*	*	*	*	*	*	*	*	*	*	*	*	*	*	*	*	*	*	*	*	*	*
28/09/2021	18:00	*	*	*	*	*	*	*	*	*	*	*	*	*	*	*	*	*	*	*	*	*	*	*	*	*
28/09/2021	19:00	*	*	*	*	*	*	*	*	*	*	*	*	*	*	*	*	*	*	*	*	*	*	*	*	*
28/09/2021	20:00	*	*	*	*	*	*	*	*	*	*	*	*	*	*	*	*	*	*	*	*	*	*	*	*	*
28/09/2021	21:00	*	*	*	*	*	*	*	*	*	*	*	*	*	*	*	*	*	*	*	*	*	*	*	*	*
28/09/2021	22:00	*	*	*	*	*	*	*	*	*	*	*	*	*	*	*	*	*	*	*	*	*	*	*	*	*
28/09/2021	23:00	*	*	*	*	*	*	*	*	*	*	*	*	*	*	*	*	*	*	*	*	*	*	*	*	*
24 Hr Summary		0	0	0	0	0	0	0	0	0	0	0	0	0	0	0	0	0	0	0	0	0	0	*	*	*

Incoming Histogram

Hall Lane facing into the Village

from Sat-Sep-04-2021-05-00-PM to Wed-Dec-01-2021-02-59-PM

Date	Starting Hr:min	<15	15 to <20	20 to <25	25 to <30	30 to <35	35 to <40	40 to <45	45 to <50	50 to <55	55 to <60	60 to <65	65 to <70	70 to <75	75 to <80	80 to <85	85 to <90	90 to <95	95 to <100	100 to >105	Total Counts	85pct Speed	10MPH Pace	% in pace	# of Speeders	% Speeders
29/09/2021	00:00	*	*	*	*	*	*	*	*	*	*	*	*	*	*	*	*	*	*	*	*	*	*	*	*	*
29/09/2021	01:00	*	*	*	*	*	*	*	*	*	*	*	*	*	*	*	*	*	*	*	*	*	*	*	*	*
29/09/2021	02:00	*	*	*	*	*	*	*	*	*	*	*	*	*	*	*	*	*	*	*	*	*	*	*	*	*
29/09/2021	03:00	*	*	*	*	*	*	*	*	*	*	*	*	*	*	*	*	*	*	*	*	*	*	*	*	*
29/09/2021	04:00	*	*	*	*	*	*	*	*	*	*	*	*	*	*	*	*	*	*	*	*	*	*	*	*	*
29/09/2021	05:00	*	*	*	*	*	*	*	*	*	*	*	*	*	*	*	*	*	*	*	*	*	*	*	*	*
29/09/2021	06:00	*	*	*	*	*	*	*	*	*	*	*	*	*	*	*	*	*	*	*	*	*	*	*	*	*
29/09/2021	07:00	*	*	*	*	*	*	*	*	*	*	*	*	*	*	*	*	*	*	*	*	*	*	*	*	*
29/09/2021	08:00	*	*	*	*	*	*	*	*	*	*	*	*	*	*	*	*	*	*	*	*	*	*	*	*	*
29/09/2021	09:00	*	*	*	*	*	*	*	*	*	*	*	*	*	*	*	*	*	*	*	*	*	*	*	*	*
29/09/2021	10:00	*	*	*	*	*	*	*	*	*	*	*	*	*	*	*	*	*	*	*	*	*	*	*	*	*
29/09/2021	11:00	*	*	*	*	*	*	*	*	*	*	*	*	*	*	*	*	*	*	*	*	*	*	*	*	*
29/09/2021	12:00	*	*	*	*	*	*	*	*	*	*	*	*	*	*	*	*	*	*	*	*	*	*	*	*	*
29/09/2021	13:00	*	*	*	*	*	*	*	*	*	*	*	*	*	*	*	*	*	*	*	*	*	*	*	*	*
29/09/2021	14:00	*	*	*	*	*	*	*	*	*	*	*	*	*	*	*	*	*	*	*	*	*	*	*	*	*
29/09/2021	15:00	*	*	*	*	*	*	*	*	*	*	*	*	*	*	*	*	*	*	*	*	*	*	*	*	*
29/09/2021	16:00	*	*	*	*	*	*	*	*	*	*	*	*	*	*	*	*	*	*	*	*	*	*	*	*	*
29/09/2021	17:00	*	*	*	*	*	*	*	*	*	*	*	*	*	*	*	*	*	*	*	*	*	*	*	*	*
29/09/2021	18:00	*	*	*	*	*	*	*	*	*	*	*	*	*	*	*	*	*	*	*	*	*	*	*	*	*
29/09/2021	19:00	*	*	*	*	*	*	*	*	*	*	*	*	*	*	*	*	*	*	*	*	*	*	*	*	*
29/09/2021	20:00	*	*	*	*	*	*	*	*	*	*	*	*	*	*	*	*	*	*	*	*	*	*	*	*	*
29/09/2021	21:00	*	*	*	*	*	*	*	*	*	*	*	*	*	*	*	*	*	*	*	*	*	*	*	*	*
29/09/2021	22:00	*	*	*	*	*	*	*	*	*	*	*	*	*	*	*	*	*	*	*	*	*	*	*	*	*
29/09/2021	23:00	*	*	*	*	*	*	*	*	*	*	*	*	*	*	*	*	*	*	*	*	*	*	*	*	*
24 Hr Summary		0	0	0	0	0	0	0	0	0	0	0	0	0	0	0	0	0	0	0	0	0	0	*	*	*

Incoming Histogram

Hall Lane facing into the Village

from Sat-Sep-04-2021-05-00-PM to Wed-Dec-01-2021-02-59-PM

Date	Starting Hr:min	<15	15 to <20	20 to <25	25 to <30	30 to <35	35 to <40	40 to <45	45 to <50	50 to <55	55 to <60	60 to <65	65 to <70	70 to <75	75 to <80	80 to <85	85 to <90	90 to <95	95 to <100	100 to >105	Total Counts	85pct Speed	10MPH Pace	% in pace	# of Speeders	% Speeders
30/09/2021	00:00	*	*	*	*	*	*	*	*	*	*	*	*	*	*	*	*	*	*	*	*	*	*	*	*	*
30/09/2021	01:00	*	*	*	*	*	*	*	*	*	*	*	*	*	*	*	*	*	*	*	*	*	*	*	*	*
30/09/2021	02:00	*	*	*	*	*	*	*	*	*	*	*	*	*	*	*	*	*	*	*	*	*	*	*	*	*
30/09/2021	03:00	*	*	*	*	*	*	*	*	*	*	*	*	*	*	*	*	*	*	*	*	*	*	*	*	*
30/09/2021	04:00	*	*	*	*	*	*	*	*	*	*	*	*	*	*	*	*	*	*	*	*	*	*	*	*	*
30/09/2021	05:00	*	*	*	*	*	*	*	*	*	*	*	*	*	*	*	*	*	*	*	*	*	*	*	*	*
30/09/2021	06:00	*	*	*	*	*	*	*	*	*	*	*	*	*	*	*	*	*	*	*	*	*	*	*	*	*
30/09/2021	07:00	*	*	*	*	*	*	*	*	*	*	*	*	*	*	*	*	*	*	*	*	*	*	*	*	*
30/09/2021	08:00	*	*	*	*	*	*	*	*	*	*	*	*	*	*	*	*	*	*	*	*	*	*	*	*	*
30/09/2021	09:00	*	*	*	*	*	*	*	*	*	*	*	*	*	*	*	*	*	*	*	*	*	*	*	*	*
30/09/2021	10:00	*	*	*	*	*	*	*	*	*	*	*	*	*	*	*	*	*	*	*	*	*	*	*	*	*
30/09/2021	11:00	*	*	*	*	*	*	*	*	*	*	*	*	*	*	*	*	*	*	*	*	*	*	*	*	*
30/09/2021	12:00	*	*	*	*	*	*	*	*	*	*	*	*	*	*	*	*	*	*	*	*	*	*	*	*	*
30/09/2021	13:00	*	*	*	*	*	*	*	*	*	*	*	*	*	*	*	*	*	*	*	*	*	*	*	*	*
30/09/2021	14:00	*	*	*	*	*	*	*	*	*	*	*	*	*	*	*	*	*	*	*	*	*	*	*	*	*
30/09/2021	15:00	*	*	*	*	*	*	*	*	*	*	*	*	*	*	*	*	*	*	*	*	*	*	*	*	*
30/09/2021	16:00	*	*	*	*	*	*	*	*	*	*	*	*	*	*	*	*	*	*	*	*	*	*	*	*	*
30/09/2021	17:00	*	*	*	*	*	*	*	*	*	*	*	*	*	*	*	*	*	*	*	*	*	*	*	*	*
30/09/2021	18:00	*	*	*	*	*	*	*	*	*	*	*	*	*	*	*	*	*	*	*	*	*	*	*	*	*
30/09/2021	19:00	*	*	*	*	*	*	*	*	*	*	*	*	*	*	*	*	*	*	*	*	*	*	*	*	*
30/09/2021	20:00	*	*	*	*	*	*	*	*	*	*	*	*	*	*	*	*	*	*	*	*	*	*	*	*	*
30/09/2021	21:00	*	*	*	*	*	*	*	*	*	*	*	*	*	*	*	*	*	*	*	*	*	*	*	*	*
30/09/2021	22:00	*	*	*	*	*	*	*	*	*	*	*	*	*	*	*	*	*	*	*	*	*	*	*	*	*
30/09/2021	23:00	*	*	*	*	*	*	*	*	*	*	*	*	*	*	*	*	*	*	*	*	*	*	*	*	*
24 Hr Summary		0	0	0	0	0	0	0	0	0	0	0	0	0	0	0	0	0	0	0	0	0	0	*	*	*

Incoming Histogram

Hall Lane facing into the Village

from Sat-Sep-04-2021-05-00-PM to Wed-Dec-01-2021-02-59-PM

Date	Starting Hr:min	<15	15 to <20	20 to <25	25 to <30	30 to <35	35 to <40	40 to <45	45 to <50	50 to <55	55 to <60	60 to <65	65 to <70	70 to <75	75 to <80	80 to <85	85 to <90	90 to <95	95 to <100	100 to >105	Total Counts	85pct Speed	10MPH Pace	% in pace	# of Speeders	% Speeders
01/10/2021	00:00	*	*	*	*	*	*	*	*	*	*	*	*	*	*	*	*	*	*	*	*	*	*	*	*	*
01/10/2021	01:00	*	*	*	*	*	*	*	*	*	*	*	*	*	*	*	*	*	*	*	*	*	*	*	*	*
01/10/2021	02:00	*	*	*	*	*	*	*	*	*	*	*	*	*	*	*	*	*	*	*	*	*	*	*	*	*
01/10/2021	03:00	*	*	*	*	*	*	*	*	*	*	*	*	*	*	*	*	*	*	*	*	*	*	*	*	*
01/10/2021	04:00	*	*	*	*	*	*	*	*	*	*	*	*	*	*	*	*	*	*	*	*	*	*	*	*	*
01/10/2021	05:00	*	*	*	*	*	*	*	*	*	*	*	*	*	*	*	*	*	*	*	*	*	*	*	*	*
01/10/2021	06:00	*	*	*	*	*	*	*	*	*	*	*	*	*	*	*	*	*	*	*	*	*	*	*	*	*
01/10/2021	07:00	*	*	*	*	*	*	*	*	*	*	*	*	*	*	*	*	*	*	*	*	*	*	*	*	*
01/10/2021	08:00	*	*	*	*	*	*	*	*	*	*	*	*	*	*	*	*	*	*	*	*	*	*	*	*	*
01/10/2021	09:00	*	*	*	*	*	*	*	*	*	*	*	*	*	*	*	*	*	*	*	*	*	*	*	*	*
01/10/2021	10:00	*	*	*	*	*	*	*	*	*	*	*	*	*	*	*	*	*	*	*	*	*	*	*	*	*
01/10/2021	11:00	*	*	*	*	*	*	*	*	*	*	*	*	*	*	*	*	*	*	*	*	*	*	*	*	*
01/10/2021	12:00	*	*	*	*	*	*	*	*	*	*	*	*	*	*	*	*	*	*	*	*	*	*	*	*	*
01/10/2021	13:00	*	*	*	*	*	*	*	*	*	*	*	*	*	*	*	*	*	*	*	*	*	*	*	*	*
01/10/2021	14:00	*	*	*	*	*	*	*	*	*	*	*	*	*	*	*	*	*	*	*	*	*	*	*	*	*
01/10/2021	15:00	*	*	*	*	*	*	*	*	*	*	*	*	*	*	*	*	*	*	*	*	*	*	*	*	*
01/10/2021	16:00	*	*	*	*	*	*	*	*	*	*	*	*	*	*	*	*	*	*	*	*	*	*	*	*	*
01/10/2021	17:00	*	*	*	*	*	*	*	*	*	*	*	*	*	*	*	*	*	*	*	*	*	*	*	*	*
01/10/2021	18:00	*	*	*	*	*	*	*	*	*	*	*	*	*	*	*	*	*	*	*	*	*	*	*	*	*
01/10/2021	19:00	*	*	*	*	*	*	*	*	*	*	*	*	*	*	*	*	*	*	*	*	*	*	*	*	*
01/10/2021	20:00	*	*	*	*	*	*	*	*	*	*	*	*	*	*	*	*	*	*	*	*	*	*	*	*	*
01/10/2021	21:00	*	*	*	*	*	*	*	*	*	*	*	*	*	*	*	*	*	*	*	*	*	*	*	*	*
01/10/2021	22:00	*	*	*	*	*	*	*	*	*	*	*	*	*	*	*	*	*	*	*	*	*	*	*	*	*
01/10/2021	23:00	*	*	*	*	*	*	*	*	*	*	*	*	*	*	*	*	*	*	*	*	*	*	*	*	*
24 Hr Summary		0	0	0	0	0	0	0	0	0	0	0	0	0	0	0	0	0	0	0	0	0	0	*	*	*

Incoming Histogram

Hall Lane facing into the Village

from Sat-Sep-04-2021-05-00-PM to Wed-Dec-01-2021-02-59-PM

Date	Starting Hr:min	<15	15 to <20	20 to <25	25 to <30	30 to <35	35 to <40	40 to <45	45 to <50	50 to <55	55 to <60	60 to <65	65 to <70	70 to <75	75 to <80	80 to <85	85 to <90	90 to <95	95 to <100	100 to >105	Total Counts	85pct Speed	10MPH Pace	% in pace	# of Speeders	% Speeders
02/10/2021	00:00	*	*	*	*	*	*	*	*	*	*	*	*	*	*	*	*	*	*	*	*	*	*	*	*	*
02/10/2021	01:00	*	*	*	*	*	*	*	*	*	*	*	*	*	*	*	*	*	*	*	*	*	*	*	*	*
02/10/2021	02:00	*	*	*	*	*	*	*	*	*	*	*	*	*	*	*	*	*	*	*	*	*	*	*	*	*
02/10/2021	03:00	*	*	*	*	*	*	*	*	*	*	*	*	*	*	*	*	*	*	*	*	*	*	*	*	*
02/10/2021	04:00	*	*	*	*	*	*	*	*	*	*	*	*	*	*	*	*	*	*	*	*	*	*	*	*	*
02/10/2021	05:00	*	*	*	*	*	*	*	*	*	*	*	*	*	*	*	*	*	*	*	*	*	*	*	*	*
02/10/2021	06:00	*	*	*	*	*	*	*	*	*	*	*	*	*	*	*	*	*	*	*	*	*	*	*	*	*
02/10/2021	07:00	*	*	*	*	*	*	*	*	*	*	*	*	*	*	*	*	*	*	*	*	*	*	*	*	*
02/10/2021	08:00	*	*	*	*	*	*	*	*	*	*	*	*	*	*	*	*	*	*	*	*	*	*	*	*	*
02/10/2021	09:00	*	*	*	*	*	*	*	*	*	*	*	*	*	*	*	*	*	*	*	*	*	*	*	*	*
02/10/2021	10:00	*	*	*	*	*	*	*	*	*	*	*	*	*	*	*	*	*	*	*	*	*	*	*	*	*
02/10/2021	11:00	*	*	*	*	*	*	*	*	*	*	*	*	*	*	*	*	*	*	*	*	*	*	*	*	*
02/10/2021	12:00	*	*	*	*	*	*	*	*	*	*	*	*	*	*	*	*	*	*	*	*	*	*	*	*	*
02/10/2021	13:00	*	*	*	*	*	*	*	*	*	*	*	*	*	*	*	*	*	*	*	*	*	*	*	*	*
02/10/2021	14:00	*	*	*	*	*	*	*	*	*	*	*	*	*	*	*	*	*	*	*	*	*	*	*	*	*
02/10/2021	15:00	*	*	*	*	*	*	*	*	*	*	*	*	*	*	*	*	*	*	*	*	*	*	*	*	*
02/10/2021	16:00	*	*	*	*	*	*	*	*	*	*	*	*	*	*	*	*	*	*	*	*	*	*	*	*	*
02/10/2021	17:00	*	*	*	*	*	*	*	*	*	*	*	*	*	*	*	*	*	*	*	*	*	*	*	*	*
02/10/2021	18:00	*	*	*	*	*	*	*	*	*	*	*	*	*	*	*	*	*	*	*	*	*	*	*	*	*
02/10/2021	19:00	*	*	*	*	*	*	*	*	*	*	*	*	*	*	*	*	*	*	*	*	*	*	*	*	*
02/10/2021	20:00	*	*	*	*	*	*	*	*	*	*	*	*	*	*	*	*	*	*	*	*	*	*	*	*	*
02/10/2021	21:00	*	*	*	*	*	*	*	*	*	*	*	*	*	*	*	*	*	*	*	*	*	*	*	*	*
02/10/2021	22:00	*	*	*	*	*	*	*	*	*	*	*	*	*	*	*	*	*	*	*	*	*	*	*	*	*
02/10/2021	23:00	*	*	*	*	*	*	*	*	*	*	*	*	*	*	*	*	*	*	*	*	*	*	*	*	*
24 Hr Summary		0	0	0	0	0	0	0	0	0	0	0	0	0	0	0	0	0	0	0	0	0	0	*	*	*

Incoming Histogram

Hall Lane facing into the Village

from Sat-Sep-04-2021-05-00-PM to Wed-Dec-01-2021-02-59-PM

Date	Starting Hr:min	<15	15 to <20	20 to <25	25 to <30	30 to <35	35 to <40	40 to <45	45 to <50	50 to <55	55 to <60	60 to <65	65 to <70	70 to <75	75 to <80	80 to <85	85 to <90	90 to <95	95 to <100	100 to >105	Total Counts	85pct Speed	10MPH Pace	% in pace	# of Speeders	% Speeders
03/10/2021	00:00	*	*	*	*	*	*	*	*	*	*	*	*	*	*	*	*	*	*	*	*	*	*	*	*	*
03/10/2021	01:00	*	*	*	*	*	*	*	*	*	*	*	*	*	*	*	*	*	*	*	*	*	*	*	*	*
03/10/2021	02:00	*	*	*	*	*	*	*	*	*	*	*	*	*	*	*	*	*	*	*	*	*	*	*	*	*
03/10/2021	03:00	*	*	*	*	*	*	*	*	*	*	*	*	*	*	*	*	*	*	*	*	*	*	*	*	*
03/10/2021	04:00	*	*	*	*	*	*	*	*	*	*	*	*	*	*	*	*	*	*	*	*	*	*	*	*	*
03/10/2021	05:00	*	*	*	*	*	*	*	*	*	*	*	*	*	*	*	*	*	*	*	*	*	*	*	*	*
03/10/2021	06:00	*	*	*	*	*	*	*	*	*	*	*	*	*	*	*	*	*	*	*	*	*	*	*	*	*
03/10/2021	07:00	*	*	*	*	*	*	*	*	*	*	*	*	*	*	*	*	*	*	*	*	*	*	*	*	*
03/10/2021	08:00	*	*	*	*	*	*	*	*	*	*	*	*	*	*	*	*	*	*	*	*	*	*	*	*	*
03/10/2021	09:00	*	*	*	*	*	*	*	*	*	*	*	*	*	*	*	*	*	*	*	*	*	*	*	*	*
03/10/2021	10:00	*	*	*	*	*	*	*	*	*	*	*	*	*	*	*	*	*	*	*	*	*	*	*	*	*
03/10/2021	11:00	*	*	*	*	*	*	*	*	*	*	*	*	*	*	*	*	*	*	*	*	*	*	*	*	*
03/10/2021	12:00	*	*	*	*	*	*	*	*	*	*	*	*	*	*	*	*	*	*	*	*	*	*	*	*	*
03/10/2021	13:00	*	*	*	*	*	*	*	*	*	*	*	*	*	*	*	*	*	*	*	*	*	*	*	*	*
03/10/2021	14:00	*	*	*	*	*	*	*	*	*	*	*	*	*	*	*	*	*	*	*	*	*	*	*	*	*
03/10/2021	15:00	*	*	*	*	*	*	*	*	*	*	*	*	*	*	*	*	*	*	*	*	*	*	*	*	*
03/10/2021	16:00	*	*	*	*	*	*	*	*	*	*	*	*	*	*	*	*	*	*	*	*	*	*	*	*	*
03/10/2021	17:00	*	*	*	*	*	*	*	*	*	*	*	*	*	*	*	*	*	*	*	*	*	*	*	*	*
03/10/2021	18:00	*	*	*	*	*	*	*	*	*	*	*	*	*	*	*	*	*	*	*	*	*	*	*	*	*
03/10/2021	19:00	*	*	*	*	*	*	*	*	*	*	*	*	*	*	*	*	*	*	*	*	*	*	*	*	*
03/10/2021	20:00	*	*	*	*	*	*	*	*	*	*	*	*	*	*	*	*	*	*	*	*	*	*	*	*	*
03/10/2021	21:00	*	*	*	*	*	*	*	*	*	*	*	*	*	*	*	*	*	*	*	*	*	*	*	*	*
03/10/2021	22:00	*	*	*	*	*	*	*	*	*	*	*	*	*	*	*	*	*	*	*	*	*	*	*	*	*
03/10/2021	23:00	*	*	*	*	*	*	*	*	*	*	*	*	*	*	*	*	*	*	*	*	*	*	*	*	*
24 Hr Summary		0	0	0	0	0	0	0	0	0	0	0	0	0	0	0	0	0	0	0	0	0	0	*	*	*

Incoming Histogram

Hall Lane facing into the Village

from Sat-Sep-04-2021-05-00-PM to Wed-Dec-01-2021-02-59-PM

Date	Starting Hr:min	<15	15 to <20	20 to <25	25 to <30	30 to <35	35 to <40	40 to <45	45 to <50	50 to <55	55 to <60	60 to <65	65 to <70	70 to <75	75 to <80	80 to <85	85 to <90	90 to <95	95 to <100	100 to >105	Total Counts	85pct Speed	10MPH Pace	% in pace	# of Speeders	% Speeders
04/10/2021	00:00	*	*	*	*	*	*	*	*	*	*	*	*	*	*	*	*	*	*	*	*	*	*	*	*	*
04/10/2021	01:00	*	*	*	*	*	*	*	*	*	*	*	*	*	*	*	*	*	*	*	*	*	*	*	*	*
04/10/2021	02:00	*	*	*	*	*	*	*	*	*	*	*	*	*	*	*	*	*	*	*	*	*	*	*	*	*
04/10/2021	03:00	*	*	*	*	*	*	*	*	*	*	*	*	*	*	*	*	*	*	*	*	*	*	*	*	*
04/10/2021	04:00	*	*	*	*	*	*	*	*	*	*	*	*	*	*	*	*	*	*	*	*	*	*	*	*	*
04/10/2021	05:00	*	*	*	*	*	*	*	*	*	*	*	*	*	*	*	*	*	*	*	*	*	*	*	*	*
04/10/2021	06:00	*	*	*	*	*	*	*	*	*	*	*	*	*	*	*	*	*	*	*	*	*	*	*	*	*
04/10/2021	07:00	*	*	*	*	*	*	*	*	*	*	*	*	*	*	*	*	*	*	*	*	*	*	*	*	*
04/10/2021	08:00	*	*	*	*	*	*	*	*	*	*	*	*	*	*	*	*	*	*	*	*	*	*	*	*	*
04/10/2021	09:00	*	*	*	*	*	*	*	*	*	*	*	*	*	*	*	*	*	*	*	*	*	*	*	*	*
04/10/2021	10:00	*	*	*	*	*	*	*	*	*	*	*	*	*	*	*	*	*	*	*	*	*	*	*	*	*
04/10/2021	11:00	*	*	*	*	*	*	*	*	*	*	*	*	*	*	*	*	*	*	*	*	*	*	*	*	*
04/10/2021	12:00	*	*	*	*	*	*	*	*	*	*	*	*	*	*	*	*	*	*	*	*	*	*	*	*	*
04/10/2021	13:00	*	*	*	*	*	*	*	*	*	*	*	*	*	*	*	*	*	*	*	*	*	*	*	*	*
04/10/2021	14:00	*	*	*	*	*	*	*	*	*	*	*	*	*	*	*	*	*	*	*	*	*	*	*	*	*
04/10/2021	15:00	*	*	*	*	*	*	*	*	*	*	*	*	*	*	*	*	*	*	*	*	*	*	*	*	*
04/10/2021	16:00	*	*	*	*	*	*	*	*	*	*	*	*	*	*	*	*	*	*	*	*	*	*	*	*	*
04/10/2021	17:00	*	*	*	*	*	*	*	*	*	*	*	*	*	*	*	*	*	*	*	*	*	*	*	*	*
04/10/2021	18:00	*	*	*	*	*	*	*	*	*	*	*	*	*	*	*	*	*	*	*	*	*	*	*	*	*
04/10/2021	19:00	*	*	*	*	*	*	*	*	*	*	*	*	*	*	*	*	*	*	*	*	*	*	*	*	*
04/10/2021	20:00	*	*	*	*	*	*	*	*	*	*	*	*	*	*	*	*	*	*	*	*	*	*	*	*	*
04/10/2021	21:00	*	*	*	*	*	*	*	*	*	*	*	*	*	*	*	*	*	*	*	*	*	*	*	*	*
04/10/2021	22:00	*	*	*	*	*	*	*	*	*	*	*	*	*	*	*	*	*	*	*	*	*	*	*	*	*
04/10/2021	23:00	*	*	*	*	*	*	*	*	*	*	*	*	*	*	*	*	*	*	*	*	*	*	*	*	*
24 Hr Summary		0	0	0	0	0	0	0	0	0	0	0	0	0	0	0	0	0	0	0	0	0	0	*	*	*

Incoming Histogram

Hall Lane facing into the Village

from Sat-Sep-04-2021-05-00-PM to Wed-Dec-01-2021-02-59-PM

Date	Starting Hr:min	<15	15 to <20	20 to <25	25 to <30	30 to <35	35 to <40	40 to <45	45 to <50	50 to <55	55 to <60	60 to <65	65 to <70	70 to <75	75 to <80	80 to <85	85 to <90	90 to <95	95 to <100	100 to >105	Total Counts	85pct Speed	10MPH Pace	% in pace	# of Speeders	% Speeders
05/10/2021	00:00	*	*	*	*	*	*	*	*	*	*	*	*	*	*	*	*	*	*	*	*	*	*	*	*	*
05/10/2021	01:00	*	*	*	*	*	*	*	*	*	*	*	*	*	*	*	*	*	*	*	*	*	*	*	*	*
05/10/2021	02:00	*	*	*	*	*	*	*	*	*	*	*	*	*	*	*	*	*	*	*	*	*	*	*	*	*
05/10/2021	03:00	*	*	*	*	*	*	*	*	*	*	*	*	*	*	*	*	*	*	*	*	*	*	*	*	*
05/10/2021	04:00	*	*	*	*	*	*	*	*	*	*	*	*	*	*	*	*	*	*	*	*	*	*	*	*	*
05/10/2021	05:00	*	*	*	*	*	*	*	*	*	*	*	*	*	*	*	*	*	*	*	*	*	*	*	*	*
05/10/2021	06:00	*	*	*	*	*	*	*	*	*	*	*	*	*	*	*	*	*	*	*	*	*	*	*	*	*
05/10/2021	07:00	*	*	*	*	*	*	*	*	*	*	*	*	*	*	*	*	*	*	*	*	*	*	*	*	*
05/10/2021	08:00	*	*	*	*	*	*	*	*	*	*	*	*	*	*	*	*	*	*	*	*	*	*	*	*	*
05/10/2021	09:00	*	*	*	*	*	*	*	*	*	*	*	*	*	*	*	*	*	*	*	*	*	*	*	*	*
05/10/2021	10:00	*	*	*	*	*	*	*	*	*	*	*	*	*	*	*	*	*	*	*	*	*	*	*	*	*
05/10/2021	11:00	*	*	*	*	*	*	*	*	*	*	*	*	*	*	*	*	*	*	*	*	*	*	*	*	*
05/10/2021	12:00	*	*	*	*	*	*	*	*	*	*	*	*	*	*	*	*	*	*	*	*	*	*	*	*	*
05/10/2021	13:00	*	*	*	*	*	*	*	*	*	*	*	*	*	*	*	*	*	*	*	*	*	*	*	*	*
05/10/2021	14:00	*	*	*	*	*	*	*	*	*	*	*	*	*	*	*	*	*	*	*	*	*	*	*	*	*
05/10/2021	15:00	*	*	*	*	*	*	*	*	*	*	*	*	*	*	*	*	*	*	*	*	*	*	*	*	*
05/10/2021	16:00	*	*	*	*	*	*	*	*	*	*	*	*	*	*	*	*	*	*	*	*	*	*	*	*	*
05/10/2021	17:00	*	*	*	*	*	*	*	*	*	*	*	*	*	*	*	*	*	*	*	*	*	*	*	*	*
05/10/2021	18:00	*	*	*	*	*	*	*	*	*	*	*	*	*	*	*	*	*	*	*	*	*	*	*	*	*
05/10/2021	19:00	*	*	*	*	*	*	*	*	*	*	*	*	*	*	*	*	*	*	*	*	*	*	*	*	*
05/10/2021	20:00	*	*	*	*	*	*	*	*	*	*	*	*	*	*	*	*	*	*	*	*	*	*	*	*	*
05/10/2021	21:00	*	*	*	*	*	*	*	*	*	*	*	*	*	*	*	*	*	*	*	*	*	*	*	*	*
05/10/2021	22:00	*	*	*	*	*	*	*	*	*	*	*	*	*	*	*	*	*	*	*	*	*	*	*	*	*
05/10/2021	23:00	*	*	*	*	*	*	*	*	*	*	*	*	*	*	*	*	*	*	*	*	*	*	*	*	*
24 Hr Summary		0	0	0	0	0	0	0	0	0	0	0	0	0	0	0	0	0	0	0	0	0	0	*	*	*

Incoming Histogram

Hall Lane facing into the Village

from Sat-Sep-04-2021-05-00-PM to Wed-Dec-01-2021-02-59-PM

Date	Starting Hr:min	<15	15 to <20	20 to <25	25 to <30	30 to <35	35 to <40	40 to <45	45 to <50	50 to <55	55 to <60	60 to <65	65 to <70	70 to <75	75 to <80	80 to <85	85 to <90	90 to <95	95 to <100	100 to >105	Total Counts	85pct Speed	10MPH Pace	% in pace	# of Speeders	% Speeders	
06/10/2021	00:00	*	*	*	*	*	*	*	*	*	*	*	*	*	*	*	*	*	*	*	*	*	*	*	*	*	
06/10/2021	01:00	*	*	*	*	*	*	*	*	*	*	*	*	*	*	*	*	*	*	*	*	*	*	*	*	*	
06/10/2021	02:00	*	*	*	*	*	*	*	*	*	*	*	*	*	*	*	*	*	*	*	*	*	*	*	*	*	
06/10/2021	03:00	*	*	*	*	*	*	*	*	*	*	*	*	*	*	*	*	*	*	*	*	*	*	*	*	*	
06/10/2021	04:00	*	*	*	*	*	*	*	*	*	*	*	*	*	*	*	*	*	*	*	*	*	*	*	*	*	
06/10/2021	05:00	*	*	*	*	*	*	*	*	*	*	*	*	*	*	*	*	*	*	*	*	*	*	*	*	*	
06/10/2021	06:00	*	*	*	*	*	*	*	*	*	*	*	*	*	*	*	*	*	*	*	*	*	*	*	*	*	
06/10/2021	07:00	*	*	*	*	*	*	*	*	*	*	*	*	*	*	*	*	*	*	*	*	*	*	*	*	*	
06/10/2021	08:00	*	*	*	*	*	*	*	*	*	*	*	*	*	*	*	*	*	*	*	*	*	*	*	*	*	
06/10/2021	09:00	*	*	*	*	*	*	*	*	*	*	*	*	*	*	*	*	*	*	*	*	*	*	*	*	*	
06/10/2021	10:00	*	*	*	*	*	*	*	*	*	*	*	*	*	*	*	*	*	*	*	*	*	*	*	*	*	
06/10/2021	11:00	*	*	*	*	*	*	*	*	*	*	*	*	*	*	*	*	*	*	*	*	*	*	*	*	*	
06/10/2021	12:00	*	*	*	*	*	*	*	*	*	*	*	*	*	*	*	*	*	*	*	*	*	*	*	*	*	
06/10/2021	13:00	*	*	*	*	*	*	*	*	*	*	*	*	*	*	*	*	*	*	*	*	*	*	*	*	*	
06/10/2021	14:00	*	*	*	*	*	*	*	*	*	*	*	*	*	*	*	*	*	*	*	*	*	*	*	*	*	
06/10/2021	15:00	0	0	0	0	0	0	0	0	0	0	0	0	0	0	0	0	0	0	0	0	0	0	*	*	*	
06/10/2021	16:00	0	0	0	0	0	0	0	0	0	0	0	0	0	0	0	0	0	0	0	0	0	0	*	*	*	
06/10/2021	17:00	2	1	5	20	22	8	0	0	0	0	0	0	0	0	0	0	0	0	0	0	58	34.8	30 to 40	86.2	30	51.7
06/10/2021	18:00	0	1	3	23	8	5	1	0	0	0	0	0	0	0	0	0	0	0	0	0	41	35	30 to 40	87.8	14	34.1
06/10/2021	19:00	0	0	3	13	13	6	0	2	0	0	0	0	0	0	0	0	0	0	0	0	37	36.7	30 to 40	86.5	21	56.8
06/10/2021	20:00	0	0	2	6	3	2	0	0	0	0	0	0	0	0	0	0	0	0	0	0	13	35	25 to 35	84.6	5	38.5
06/10/2021	21:00	0	0	2	7	5	1	0	0	0	0	0	0	0	0	0	0	0	0	0	0	15	34	25 to 35	93.3	6	40.0
06/10/2021	22:00	0	0	0	4	1	1	0	0	0	0	0	0	0	0	0	0	0	0	0	0	6	35	30 to 40	100.0	2	33.3
06/10/2021	23:00	0	0	0	0	2	2	0	0	0	0	0	0	0	0	0	0	0	0	0	0	4	37.5	30 to 40	100.0	4	100.0
24 Hr Summary		2	2	15	73	54	25	1	2	0	0	0	0	0	0	0	0	0	0	0	174	35.4	30 to 40	87.4	82	47.1	

Incoming Histogram

Hall Lane facing into the Village

from Sat-Sep-04-2021-05-00-PM to Wed-Dec-01-2021-02-59-PM

Date	Starting Hr:min	<15	15 to <20	20 to <25	25 to <30	30 to <35	35 to <40	40 to <45	45 to <50	50 to <55	55 to <60	60 to <65	65 to <70	70 to <75	75 to <80	80 to <85	85 to <90	90 to <95	95 to <100	100 to >105	Total Counts	85pct Speed	10MPH Pace	% in pace	# of Speeders	% Speeders	
07/10/2021	00:00	0	0	0	1	0	0	0	0	0	0	0	0	0	0	0	0	0	0	0	1	30	20 to 30	100.0	*	*	
07/10/2021	01:00	0	0	0	0	0	0	0	0	0	0	0	0	0	0	0	0	0	0	0	0	0	0	*	*	*	*
07/10/2021	02:00	0	0	0	0	0	0	0	0	0	0	0	0	0	0	0	0	0	0	0	0	0	0	*	*	*	*
07/10/2021	03:00	0	0	0	0	0	0	0	0	0	0	0	0	0	0	0	0	0	0	0	0	0	0	*	*	*	*
07/10/2021	04:00	0	0	0	0	0	0	2	0	0	0	0	0	0	0	0	0	0	0	0	2	45	35 to 45	100.0	2	100.0	
07/10/2021	05:00	0	0	0	1	0	0	2	0	0	0	0	0	0	0	0	0	0	0	0	3	45	35 to 45	66.7	2	66.7	
07/10/2021	06:00	0	1	0	1	1	1	1	0	0	0	0	0	0	0	0	0	0	0	0	5	40	30 to 40	60.0	3	60.0	
07/10/2021	07:00	0	0	1	8	11	4	0	0	0	0	0	0	0	0	0	0	0	0	0	24	35	30 to 40	95.8	15	62.5	
07/10/2021	08:00	2	1	2	12	11	1	1	0	0	0	0	0	0	0	0	0	0	0	0	30	34.1	25 to 35	83.3	13	43.3	
07/10/2021	09:00	1	3	4	17	14	2	0	0	0	0	0	0	0	0	0	0	0	0	0	41	33.6	25 to 35	85.4	16	39.0	
07/10/2021	10:00	0	0	9	9	4	3	0	0	0	0	0	0	0	0	0	0	0	0	0	25	33.8	25 to 35	88.0	7	28.0	
07/10/2021	11:00	2	0	9	10	14	2	0	0	0	0	0	0	0	0	0	0	0	0	0	37	33.6	25 to 35	89.2	16	43.2	
07/10/2021	12:00	2	1	10	17	9	0	0	0	0	0	0	0	0	0	0	0	0	0	0	39	31.7	25 to 35	92.3	9	23.1	
07/10/2021	13:00	7	2	10	14	5	1	0	0	0	0	0	0	0	0	0	0	0	0	0	39	30	25 to 35	74.4	6	15.4	
07/10/2021	14:00	3	2	7	21	10	2	0	0	0	0	0	0	0	0	0	0	0	0	0	45	32.5	25 to 35	84.4	12	26.7	
07/10/2021	15:00	0	3	13	26	11	2	0	0	0	0	0	0	0	0	0	0	0	0	0	55	32.3	25 to 35	90.9	13	23.6	
07/10/2021	16:00	0	3	12	21	25	2	0	0	0	0	0	0	0	0	0	0	0	0	0	63	33.6	25 to 35	92.1	27	42.9	
07/10/2021	17:00	1	5	9	25	15	0	0	0	0	0	0	0	0	0	0	0	0	0	0	55	32.3	25 to 35	89.1	15	27.3	
07/10/2021	18:00	0	0	5	20	10	3	1	0	0	0	0	0	0	0	0	0	0	0	0	39	34	25 to 35	89.7	14	35.9	
07/10/2021	19:00	3	1	5	8	6	2	0	0	0	0	0	0	0	0	0	0	0	0	0	25	33.3	25 to 35	76.0	8	32.0	
07/10/2021	20:00	1	0	3	5	4	4	0	1	0	0	0	0	0	0	0	0	0	0	0	18	37.5	30 to 40	72.2	9	50.0	
07/10/2021	21:00	0	1	3	5	2	2	0	0	0	0	0	0	0	0	0	0	0	0	0	13	35	25 to 35	76.9	4	30.8	
07/10/2021	22:00	0	1	1	5	2	0	1	0	0	0	0	0	0	0	0	0	0	0	0	10	32.5	25 to 35	80.0	3	30.0	
07/10/2021	23:00	0	0	0	0	2	0	0	0	0	0	0	0	0	0	0	0	0	0	0	2	35	25 to 35	100.0	2	100.0	
24 Hr Summary		22	24	103	226	156	31	8	1	0	0	0	0	0	0	0	0	0	0	0	571	33.5	25 to 35	84.9	196	34.3	

Incoming Histogram

Hall Lane facing into the Village

from Sat-Sep-04-2021-05-00-PM to Wed-Dec-01-2021-02-59-PM

Date	Starting Hr:min	<15	15 to <20	20 to <25	25 to <30	30 to <35	35 to <40	40 to <45	45 to <50	50 to <55	55 to <60	60 to <65	65 to <70	70 to <75	75 to <80	80 to <85	85 to <90	90 to <95	95 to <100	100 to >105	Total Counts	85pct Speed	10MPH Pace	% in pace	# of Speeders	% Speeders
08/10/2021	00:00	0	0	0	1	1	0	0	0	0	0	0	0	0	0	0	0	0	0	0	2	35	25 to 35	100.0	1	50.0
08/10/2021	01:00	0	0	0	0	0	0	1	0	0	0	0	0	0	0	0	0	0	0	0	1	45	35 to 45	100.0	1	100.0
08/10/2021	02:00	0	0	0	0	0	0	0	0	0	0	0	0	0	0	0	0	0	0	0	0	0	*	*	*	*
08/10/2021	03:00	0	0	0	0	1	0	0	0	0	0	0	0	0	0	0	0	0	0	0	1	35	25 to 35	100.0	1	100.0
08/10/2021	04:00	0	0	0	0	0	0	1	0	0	0	0	0	0	0	0	0	0	0	0	1	45	35 to 45	100.0	1	100.0
08/10/2021	05:00	0	0	0	2	2	0	0	1	0	0	0	0	0	0	0	0	0	0	0	5	35	25 to 35	80.0	3	60.0
08/10/2021	06:00	0	0	1	1	4	2	0	0	0	0	0	0	0	0	0	0	0	0	0	8	37.5	30 to 40	87.5	6	75.0
08/10/2021	07:00	0	0	3	11	10	5	1	1	0	0	0	0	0	0	0	0	0	0	0	31	37	30 to 40	83.9	17	54.8
08/10/2021	08:00	0	1	2	17	11	2	0	0	0	0	0	0	0	0	0	0	0	0	0	33	33.6	25 to 35	90.9	13	39.4
08/10/2021	09:00	0	1	5	15	9	3	0	0	0	0	0	0	0	0	0	0	0	0	0	33	33.9	25 to 35	87.9	12	36.4
08/10/2021	10:00	1	4	7	13	8	2	0	0	0	0	0	0	0	0	0	0	0	0	0	35	33.1	25 to 35	80.0	10	28.6
08/10/2021	11:00	2	3	13	14	8	1	0	0	0	0	0	0	0	0	0	0	0	0	0	41	31.9	25 to 35	85.4	9	22.0
08/10/2021	12:00	1	1	0	16	12	1	1	0	0	0	0	0	0	0	0	0	0	0	0	32	33.8	30 to 40	90.6	14	43.8
08/10/2021	13:00	2	3	4	20	12	7	0	0	0	0	0	0	0	0	0	0	0	0	0	48	35	30 to 40	81.3	19	39.6
08/10/2021	14:00	1	1	4	20	14	3	0	0	0	0	0	0	0	0	0	0	0	0	0	43	33.9	25 to 35	88.4	17	39.5
08/10/2021	15:00	0	1	14	20	20	4	1	0	0	0	0	0	0	0	0	0	0	0	0	60	34	25 to 35	90.0	25	41.7
08/10/2021	16:00	0	0	15	24	21	1	1	0	0	0	0	0	0	0	0	0	0	0	0	62	33.3	25 to 35	96.8	23	37.1
08/10/2021	17:00	0	2	10	29	15	5	0	0	0	0	0	0	0	0	0	0	0	0	0	61	33.7	25 to 35	88.5	20	32.8
08/10/2021	18:00	0	4	6	20	15	2	1	0	0	0	0	0	0	0	0	0	0	0	0	48	33.7	25 to 35	85.4	18	37.5
08/10/2021	19:00	1	0	4	10	7	6	0	0	0	0	0	0	0	0	0	0	0	0	0	28	36.7	30 to 40	82.1	13	46.4
08/10/2021	20:00	0	2	0	8	3	0	1	0	0	0	0	0	0	0	0	0	0	0	0	14	33.3	25 to 35	78.6	4	28.6
08/10/2021	21:00	0	1	4	4	1	1	0	0	0	0	0	0	0	0	0	0	0	0	0	11	30	20 to 30	81.8	2	18.2
08/10/2021	22:00	0	0	1	1	3	2	0	0	0	0	0	0	0	0	0	0	0	0	0	7	37.5	30 to 40	85.7	5	71.4
08/10/2021	23:00	0	1	2	1	0	1	1	0	0	0	0	0	0	0	0	0	0	0	0	6	40	20 to 30	66.7	2	33.3
24 Hr Summary		8	25	95	247	177	48	9	2	0	0	0	0	0	0	0	0	0	0	0	611	34.1	25 to 35	84.9	236	38.6

Incoming Histogram

Hall Lane facing into the Village

from Sat-Sep-04-2021-05-00-PM to Wed-Dec-01-2021-02-59-PM

Date	Starting Hr:min	<15	15 to <20	20 to <25	25 to <30	30 to <35	35 to <40	40 to <45	45 to <50	50 to <55	55 to <60	60 to <65	65 to <70	70 to <75	75 to <80	80 to <85	85 to <90	90 to <95	95 to <100	100 to >105	Total Counts	85pct Speed	10MPH Pace	% in pace	# of Speeders	% Speeders
09/10/2021	00:00	0	0	0	3	0	0	0	0	0	0	0	0	0	0	0	0	0	0	0	3	30	20 to 30	100.0	*	*
09/10/2021	01:00	0	0	0	0	0	0	0	0	0	0	0	0	0	0	0	0	0	0	0	0	0	*	*	*	*
09/10/2021	02:00	0	0	0	0	0	0	0	0	0	0	0	0	0	0	0	0	0	0	0	0	0	*	*	*	*
09/10/2021	03:00	0	0	0	0	0	0	0	0	0	0	0	0	0	0	0	0	0	0	0	0	0	*	*	*	*
09/10/2021	04:00	0	0	1	0	1	0	0	0	0	0	0	0	0	0	0	0	0	0	0	2	35	25 to 35	100.0	1	50.0
09/10/2021	05:00	0	0	0	1	0	2	0	0	0	0	0	0	0	0	0	0	0	0	0	3	40	30 to 40	100.0	2	66.7
09/10/2021	06:00	0	0	1	1	1	3	1	0	0	0	0	0	0	0	0	0	0	0	0	7	40	30 to 40	71.4	5	71.4
09/10/2021	07:00	0	0	0	3	3	0	0	0	0	0	0	0	0	0	0	0	0	0	0	6	33.3	25 to 35	100.0	3	50.0
09/10/2021	08:00	2	1	6	8	6	1	0	0	0	0	0	0	0	0	0	0	0	0	0	24	32.5	25 to 35	83.3	7	29.2
09/10/2021	09:00	1	0	5	15	9	1	2	0	0	0	0	0	0	0	0	0	0	0	0	33	33.9	25 to 35	87.9	12	36.4
09/10/2021	10:00	0	4	6	13	13	1	0	0	0	0	0	0	0	0	0	0	0	0	0	37	33.1	25 to 35	86.5	14	37.8
09/10/2021	11:00	1	2	10	21	11	0	0	0	0	0	0	0	0	0	0	0	0	0	0	45	31.8	25 to 35	93.3	11	24.4
09/10/2021	12:00	0	0	4	13	15	5	1	0	0	0	0	0	0	0	0	0	0	0	0	38	35	30 to 40	86.8	21	55.3
09/10/2021	13:00	1	2	7	16	8	5	0	0	0	0	0	0	0	0	0	0	0	0	0	39	34.4	25 to 35	79.5	13	33.3
09/10/2021	14:00	0	3	5	27	16	2	0	0	0	0	0	0	0	0	0	0	0	0	0	53	33.1	25 to 35	90.6	18	34.0
09/10/2021	15:00	0	3	8	28	7	3	0	0	0	0	0	0	0	0	0	0	0	0	0	49	32.1	25 to 35	87.8	10	20.4
09/10/2021	16:00	2	3	6	15	10	6	0	0	0	0	0	0	0	0	0	0	0	0	0	42	35	25 to 35	73.8	16	38.1
09/10/2021	17:00	3	2	8	15	12	3	0	0	0	0	0	0	0	0	0	0	0	0	0	43	33.8	25 to 35	81.4	15	34.9
09/10/2021	18:00	1	0	5	18	11	4	1	0	0	0	0	0	0	0	0	0	0	0	0	40	34.5	25 to 35	85.0	16	40.0
09/10/2021	19:00	3	5	10	14	11	2	0	0	0	0	0	0	0	0	0	0	0	0	0	45	32.7	25 to 35	77.8	13	28.9
09/10/2021	20:00	0	0	0	8	10	1	0	1	0	0	0	0	0	0	0	0	0	0	0	20	34.5	30 to 40	95.0	12	60.0
09/10/2021	21:00	0	0	6	0	5	2	0	0	0	0	0	0	0	0	0	0	0	0	0	13	35	25 to 35	84.6	7	53.8
09/10/2021	22:00	0	1	2	8	7	3	1	0	0	0	0	0	0	0	0	0	0	0	0	22	36.7	30 to 40	81.8	11	50.0
09/10/2021	23:00	0	0	1	5	3	1	1	0	0	0	0	0	0	0	0	0	0	0	0	11	35	25 to 35	81.8	5	45.5
24 Hr Summary		14	26	91	232	159	45	7	1	0	0	0	0	0	0	0	0	0	0	0	575	34	25 to 35	83.8	212	36.9

Incoming Histogram

Hall Lane facing into the Village

from Sat-Sep-04-2021-05-00-PM to Wed-Dec-01-2021-02-59-PM

Date	Starting Hr:min	<15	15 to <20	20 to <25	25 to <30	30 to <35	35 to <40	40 to <45	45 to <50	50 to <55	55 to <60	60 to <65	65 to <70	70 to <75	75 to <80	80 to <85	85 to <90	90 to <95	95 to <100	100 to >105	Total Counts	85pct Speed	10MPH Pace	% in pace	# of Speeders	% Speeders
10/10/2021	00:00	0	0	0	1	2	1	0	0	0	0	0	0	0	0	0	0	0	0	0	4	35	30 to 40	100.0	3	75.0
10/10/2021	01:00	0	0	0	0	1	0	0	0	0	0	0	0	0	0	0	0	0	0	0	1	35	25 to 35	100.0	1	100.0
10/10/2021	02:00	0	0	0	1	0	1	1	0	0	0	0	0	0	0	0	0	0	0	0	3	45	30 to 40	66.7	2	66.7
10/10/2021	03:00	0	0	0	1	0	0	0	0	0	0	0	0	0	0	0	0	0	0	0	1	30	20 to 30	100.0	*	*
10/10/2021	04:00	0	0	0	0	1	0	0	0	0	0	0	0	0	0	0	0	0	0	0	1	35	25 to 35	100.0	1	100.0
10/10/2021	05:00	0	0	0	0	0	1	1	0	0	0	0	0	0	0	0	0	0	0	0	2	45	35 to 45	100.0	2	100.0
10/10/2021	06:00	0	0	1	0	1	1	1	0	0	0	0	0	0	0	0	0	0	0	0	4	40	35 to 45	75.0	3	75.0
10/10/2021	07:00	0	0	0	3	1	3	0	0	0	0	0	0	0	0	0	0	0	0	0	7	38.3	30 to 40	100.0	4	57.1
10/10/2021	08:00	0	2	0	5	3	0	0	0	0	0	0	0	0	0	0	0	0	0	0	10	31.7	25 to 35	80.0	3	30.0
10/10/2021	09:00	0	0	4	7	4	1	0	0	0	0	0	0	0	0	0	0	0	0	0	16	33.8	25 to 35	93.8	5	31.3
10/10/2021	10:00	1	0	2	13	6	2	0	0	0	0	0	0	0	0	0	0	0	0	0	24	33.3	25 to 35	87.5	8	33.3
10/10/2021	11:00	0	4	4	15	5	5	1	0	0	0	0	0	0	0	0	0	0	0	0	34	36	30 to 40	73.5	11	32.4
10/10/2021	12:00	0	1	4	12	9	2	0	0	0	0	0	0	0	0	0	0	0	0	0	28	33.9	25 to 35	89.3	11	39.3
10/10/2021	13:00	2	1	3	14	10	4	0	0	0	0	0	0	0	0	0	0	0	0	0	34	34.5	30 to 40	82.4	14	41.2
10/10/2021	14:00	0	1	3	13	11	3	1	0	0	0	0	0	0	0	0	0	0	0	0	32	34.5	25 to 35	84.4	15	46.9
10/10/2021	15:00	1	2	2	16	11	6	0	0	0	0	0	0	0	0	0	0	0	0	0	38	35	30 to 40	86.8	17	44.7
10/10/2021	16:00	0	1	1	14	17	3	2	0	0	0	0	0	0	0	0	0	0	0	0	38	34.7	30 to 40	89.5	22	57.9
10/10/2021	17:00	0	0	2	8	14	2	0	0	0	0	0	0	0	0	0	0	0	0	0	26	34.3	25 to 35	92.3	16	61.5
10/10/2021	18:00	0	0	3	11	10	1	1	0	0	0	0	0	0	0	0	0	0	0	0	26	34	25 to 35	92.3	12	46.2
10/10/2021	19:00	0	0	0	4	6	4	0	0	0	0	0	0	0	0	0	0	0	0	0	14	37.5	30 to 40	100.0	10	71.4
10/10/2021	20:00	0	1	2	3	2	1	1	0	0	0	0	0	0	0	0	0	0	0	0	10	35	25 to 35	70.0	4	40.0
10/10/2021	21:00	0	0	0	2	1	2	0	0	0	0	0	0	0	0	0	0	0	0	0	5	37.5	30 to 40	100.0	3	60.0
10/10/2021	22:00	0	0	0	1	0	1	1	0	0	0	0	0	0	0	0	0	0	0	0	3	45	30 to 40	66.7	2	66.7
10/10/2021	23:00	0	0	1	0	0	1	0	0	0	0	0	0	0	0	0	0	0	0	0	2	40	15 to 25	50.0	1	50.0
24 Hr Summary		4	13	32	144	115	45	10	0	0	0	0	0	0	0	0	0	0	0	0	363	35.1	30 to 40	83.7	170	46.8

Incoming Histogram

Hall Lane facing into the Village

from Sat-Sep-04-2021-05-00-PM to Wed-Dec-01-2021-02-59-PM

Date	Starting Hr:min	<15	15 to <20	20 to <25	25 to <30	30 to <35	35 to <40	40 to <45	45 to <50	50 to <55	55 to <60	60 to <65	65 to <70	70 to <75	75 to <80	80 to <85	85 to <90	90 to <95	95 to <100	100 to >105	Total Counts	85pct Speed	10MPH Pace	% in pace	# of Speeders	% Speeders	
11/10/2021	00:00	0	0	0	0	1	0	0	0	0	0	0	0	0	0	0	0	0	0	0	0	1	35	25 to 35	100.0	1	100.0
11/10/2021	01:00	0	0	0	0	0	0	0	0	0	0	0	0	0	0	0	0	0	0	0	0	0	0	*	*	*	*
11/10/2021	02:00	0	0	0	0	0	0	0	0	0	0	0	0	0	0	0	0	0	0	0	0	0	0	*	*	*	*
11/10/2021	03:00	0	0	0	0	0	0	0	0	0	0	0	0	0	0	0	0	0	0	0	0	0	0	*	*	*	*
11/10/2021	04:00	0	0	0	0	0	0	0	0	0	0	0	0	0	0	0	0	0	0	0	0	0	0	*	*	*	*
11/10/2021	05:00	0	0	0	3	3	1	0	0	0	0	0	0	0	0	0	0	0	0	0	0	7	35	30 to 40	100.0	4	57.1
11/10/2021	06:00	0	0	1	1	1	1	0	0	0	0	0	0	0	0	0	0	0	0	0	0	4	35	25 to 35	75.0	2	50.0
11/10/2021	07:00	0	2	3	8	4	4	1	0	0	0	0	0	0	0	0	0	0	0	0	0	22	37.5	30 to 40	72.7	9	40.9
11/10/2021	08:00	3	6	7	15	15	1	0	0	0	0	0	0	0	0	0	0	0	0	0	0	47	33	25 to 35	78.7	16	34.0
11/10/2021	09:00	2	2	4	16	4	1	0	0	0	0	0	0	0	0	0	0	0	0	0	0	29	31.2	25 to 35	82.8	5	17.2
11/10/2021	10:00	1	0	7	17	4	3	1	0	0	0	0	0	0	0	0	0	0	0	0	0	33	33.8	25 to 35	84.8	8	24.2
11/10/2021	11:00	2	0	6	14	3	0	0	0	0	0	0	0	0	0	0	0	0	0	0	0	25	29.6	25 to 35	92.0	3	12.0
11/10/2021	12:00	2	3	15	15	2	0	0	0	0	0	0	0	0	0	0	0	0	0	0	0	37	28.7	20 to 30	89.2	2	5.4
11/10/2021	13:00	2	1	7	17	7	0	0	0	0	0	0	0	0	0	0	0	0	0	0	0	34	31.4	25 to 35	91.2	7	20.6
11/10/2021	14:00	1	3	9	19	9	1	0	0	0	0	0	0	0	0	0	0	0	0	0	0	42	32.2	25 to 35	88.1	10	23.8
11/10/2021	15:00	1	2	6	19	18	1	0	0	0	0	0	0	0	0	0	0	0	0	0	0	47	33.3	25 to 35	91.5	19	40.4
11/10/2021	16:00	2	0	5	29	12	8	1	0	0	0	0	0	0	0	0	0	0	0	0	0	57	35	30 to 40	86.0	21	36.8
11/10/2021	17:00	1	2	10	18	17	1	0	0	0	0	0	0	0	0	0	0	0	0	0	0	49	33.2	25 to 35	91.8	18	36.7
11/10/2021	18:00	1	1	8	20	20	3	0	0	0	0	0	0	0	0	0	0	0	0	0	0	53	33.8	25 to 35	90.6	23	43.4
11/10/2021	19:00	0	1	5	10	11	4	0	0	0	0	0	0	0	0	0	0	0	0	0	0	31	34.5	25 to 35	83.9	15	48.4
11/10/2021	20:00	0	0	1	7	5	0	0	0	0	0	0	0	0	0	0	0	0	0	0	0	13	33	25 to 35	100.0	5	38.5
11/10/2021	21:00	0	0	2	2	3	3	0	1	0	0	0	0	0	0	0	0	0	0	0	0	11	38.3	30 to 40	72.7	7	63.6
11/10/2021	22:00	0	0	1	1	1	0	0	0	0	0	0	0	0	0	0	0	0	0	0	0	3	35	25 to 35	100.0	1	33.3
11/10/2021	23:00	0	0	1	4	0	0	0	0	0	0	0	0	0	0	0	0	0	0	0	0	5	28.8	20 to 30	100.0	*	*
24 Hr Summary		18	23	98	235	140	32	3	1	0	0	0	0	0	0	0	0	0	0	0	550	33.4	25 to 35	86.0	176	32.0	

Incoming Histogram

Hall Lane facing into the Village

from Sat-Sep-04-2021-05-00-PM to Wed-Dec-01-2021-02-59-PM

Date	Starting Hr:min	<15	15 to <20	20 to <25	25 to <30	30 to <35	35 to <40	40 to <45	45 to <50	50 to <55	55 to <60	60 to <65	65 to <70	70 to <75	75 to <80	80 to <85	85 to <90	90 to <95	95 to <100	100 to >105	Total Counts	85pct Speed	10MPH Pace	% in pace	# of Speeders	% Speeders
12/10/2021	00:00	0	0	0	1	1	0	0	0	0	0	0	0	0	0	0	0	0	0	0	2	35	25 to 35	100.0	1	50.0
12/10/2021	01:00	0	0	0	0	0	0	0	0	0	0	0	0	0	0	0	0	0	0	0	0	0	*	*	*	*
12/10/2021	02:00	0	0	0	0	0	0	0	0	0	0	0	0	0	0	0	0	0	0	0	0	0	*	*	*	*
12/10/2021	03:00	0	0	0	0	0	0	0	0	0	0	0	0	0	0	0	0	0	0	0	0	0	*	*	*	*
12/10/2021	04:00	0	0	0	0	0	1	0	1	0	0	0	0	0	0	0	0	0	0	0	2	50	40 to 50	100.0	2	100.0
12/10/2021	05:00	0	0	0	1	1	2	1	0	0	0	0	0	0	0	0	0	0	0	0	5	40	30 to 40	80.0	4	80.0
12/10/2021	06:00	0	0	1	1	3	0	0	0	0	0	0	0	0	0	0	0	0	0	0	5	33.3	25 to 35	100.0	3	60.0
12/10/2021	07:00	0	0	2	7	16	2	0	0	0	0	0	0	0	0	0	0	0	0	0	27	34.4	25 to 35	92.6	18	66.7
12/10/2021	08:00	3	3	7	19	16	2	0	0	0	0	0	0	0	0	0	0	0	0	0	50	33.1	25 to 35	84.0	18	36.0
12/10/2021	09:00	1	2	1	8	14	1	0	0	0	0	0	0	0	0	0	0	0	0	0	27	33.9	25 to 35	85.2	15	55.6
12/10/2021	10:00	1	2	8	15	9	3	0	0	0	0	0	0	0	0	0	0	0	0	0	38	33.3	25 to 35	84.2	12	31.6
12/10/2021	11:00	0	1	4	10	6	2	0	0	0	0	0	0	0	0	0	0	0	0	0	23	34.2	25 to 35	87.0	8	34.8
12/10/2021	12:00	1	5	9	24	8	0	0	0	0	0	0	0	0	0	0	0	0	0	0	47	30.6	25 to 35	87.2	8	17.0
12/10/2021	13:00	5	0	5	7	9	2	0	0	0	0	0	0	0	0	0	0	0	0	0	28	33.9	25 to 35	75.0	11	39.3
12/10/2021	14:00	1	4	14	11	8	3	0	0	0	0	0	0	0	0	0	0	0	0	0	41	33.1	25 to 35	80.5	11	26.8
12/10/2021	15:00	0	5	9	32	9	2	0	0	0	0	0	0	0	0	0	0	0	0	0	57	31.1	25 to 35	87.7	11	19.3
12/10/2021	16:00	0	4	12	20	17	3	0	0	0	0	0	0	0	0	0	0	0	0	0	56	33.5	25 to 35	87.5	20	35.7
12/10/2021	17:00	0	3	11	23	12	4	0	0	0	0	0	0	0	0	0	0	0	0	0	53	33.3	25 to 35	86.8	16	30.2
12/10/2021	18:00	0	2	10	26	13	6	0	0	0	0	0	0	0	0	0	0	0	0	0	57	33.8	25 to 35	86.0	19	33.3
12/10/2021	19:00	1	1	2	9	10	1	0	0	0	0	0	0	0	0	0	0	0	0	0	24	33.5	25 to 35	87.5	11	45.8
12/10/2021	20:00	0	1	3	4	6	0	0	0	0	0	0	0	0	0	0	0	0	0	0	14	33.3	25 to 35	92.9	6	42.9
12/10/2021	21:00	1	0	0	1	6	2	0	1	0	0	0	0	0	0	0	0	0	0	0	11	37.5	30 to 40	81.8	9	81.8
12/10/2021	22:00	0	0	0	2	0	0	0	0	0	0	0	0	0	0	0	0	0	0	0	2	30	20 to 30	100.0	*	*
12/10/2021	23:00	0	0	0	1	1	0	0	0	0	0	0	0	0	0	0	0	0	0	0	2	35	25 to 35	100.0	1	50.0
24 Hr Summary		14	33	98	222	165	36	1	2	0	0	0	0	0	0	0	0	0	0	0	571	33.6	25 to 35	84.9	204	35.7

Incoming Histogram

Hall Lane facing into the Village

from Sat-Sep-04-2021-05-00-PM to Wed-Dec-01-2021-02-59-PM

Date	Starting Hr:min	<15	15 to <20	20 to <25	25 to <30	30 to <35	35 to <40	40 to <45	45 to <50	50 to <55	55 to <60	60 to <65	65 to <70	70 to <75	75 to <80	80 to <85	85 to <90	90 to <95	95 to <100	100 to >105	Total Counts	85pct Speed	10MPH Pace	% in pace	# of Speeders	% Speeders
13/10/2021	00:00	0	0	0	0	0	0	0	0	0	0	0	0	0	0	0	0	0	0	0	0	0	*	*	*	*
13/10/2021	01:00	0	0	0	0	0	1	0	0	0	0	0	0	0	0	0	0	0	0	0	1	40	30 to 40	100.0	1	100.0
13/10/2021	02:00	0	0	0	0	0	0	0	0	0	0	0	0	0	0	0	0	0	0	0	0	0	*	*	*	*
13/10/2021	03:00	0	0	0	0	0	0	0	0	0	0	0	0	0	0	0	0	0	0	0	0	0	*	*	*	*
13/10/2021	04:00	0	0	0	1	0	0	1	0	0	0	0	0	0	0	0	0	0	0	0	2	45	20 to 30	50.0	1	50.0
13/10/2021	05:00	0	0	1	1	2	0	0	0	0	0	0	0	0	0	0	0	0	0	0	4	32.5	25 to 35	100.0	2	50.0
13/10/2021	06:00	0	0	0	1	1	2	0	0	0	0	0	0	0	0	0	0	0	0	0	4	37.5	30 to 40	100.0	3	75.0
13/10/2021	07:00	0	1	3	10	6	2	0	1	0	0	0	0	0	0	0	0	0	0	0	23	35	25 to 35	82.6	9	39.1
13/10/2021	08:00	0	3	4	17	21	0	0	0	0	0	0	0	0	0	0	0	0	0	0	45	33.3	25 to 35	93.3	21	46.7
13/10/2021	09:00	2	6	9	10	9	4	0	0	0	0	0	0	0	0	0	0	0	0	0	40	33.9	25 to 35	70.0	13	32.5
13/10/2021	10:00	1	0	8	14	5	1	0	0	0	0	0	0	0	0	0	0	0	0	0	29	32	25 to 35	93.1	6	20.7
13/10/2021	11:00	1	2	2	20	9	1	0	0	0	0	0	0	0	0	0	0	0	0	0	35	32.8	25 to 35	88.6	10	28.6
13/10/2021	12:00	6	3	2	13	6	1	1	1	0	0	0	0	0	0	0	0	0	0	0	33	33.3	25 to 35	63.6	9	27.3
13/10/2021	13:00	5	3	11	18	8	3	0	0	0	0	0	0	0	0	0	0	0	0	0	48	32.5	25 to 35	77.1	11	22.9
13/10/2021	14:00	1	5	14	24	15	2	0	0	0	0	0	0	0	0	0	0	0	0	0	61	32.7	25 to 35	86.9	17	27.9
13/10/2021	15:00	2	0	6	20	20	1	1	0	0	0	0	0	0	0	0	0	0	0	0	50	33.5	25 to 35	92.0	22	44.0
13/10/2021	16:00	0	1	9	12	22	1	0	0	0	0	0	0	0	0	0	0	0	0	0	45	33.6	25 to 35	95.6	23	51.1
13/10/2021	17:00	0	0	3	24	21	2	1	0	0	0	0	0	0	0	0	0	0	0	0	51	33.8	25 to 35	94.1	24	47.1
13/10/2021	18:00	0	1	6	18	16	8	1	1	0	0	0	0	0	0	0	0	0	0	0	51	36.2	30 to 40	82.4	26	51.0
13/10/2021	19:00	0	3	4	10	9	2	1	0	0	0	0	0	0	0	0	0	0	0	0	29	34.4	25 to 35	79.3	12	41.4
13/10/2021	20:00	0	0	1	10	1	2	0	0	0	0	0	0	0	0	0	0	0	0	0	14	35	30 to 40	92.9	3	21.4
13/10/2021	21:00	0	0	1	8	1	2	1	0	0	0	0	0	0	0	0	0	0	0	0	13	37.5	30 to 40	84.6	4	30.8
13/10/2021	22:00	0	0	1	3	2	2	0	0	0	0	0	0	0	0	0	0	0	0	0	8	37.5	30 to 40	87.5	4	50.0
13/10/2021	23:00	0	0	0	2	2	1	0	0	0	0	0	0	0	0	0	0	0	0	0	5	35	30 to 40	100.0	3	60.0
24 Hr Summary		18	28	85	236	176	38	7	3	0	0	0	0	0	0	0	0	0	0	0	591	33.8	25 to 35	84.1	224	37.9

Incoming Histogram

Hall Lane facing into the Village

from Sat-Sep-04-2021-05-00-PM to Wed-Dec-01-2021-02-59-PM

Date	Starting Hr:min	<15	15 to <20	20 to <25	25 to <30	30 to <35	35 to <40	40 to <45	45 to <50	50 to <55	55 to <60	60 to <65	65 to <70	70 to <75	75 to <80	80 to <85	85 to <90	90 to <95	95 to <100	100 to >105	Total Counts	85pct Speed	10MPH Pace	% in pace	# of Speeders	% Speeders
14/10/2021	00:00	0	0	0	0	0	0	0	0	0	0	0	0	0	0	0	0	0	0	0	0	0	*	*	*	*
14/10/2021	01:00	0	0	0	1	0	0	0	0	0	0	0	0	0	0	0	0	0	0	0	1	30	20 to 30	100.0	*	*
14/10/2021	02:00	0	0	0	0	0	0	0	0	0	0	0	0	0	0	0	0	0	0	0	0	0	*	*	*	*
14/10/2021	03:00	0	0	0	0	1	1	0	0	0	0	0	0	0	0	0	0	0	0	0	2	40	30 to 40	100.0	2	100.0
14/10/2021	04:00	0	0	0	0	0	1	1	0	0	0	0	0	0	0	0	0	0	0	0	2	45	35 to 45	100.0	2	100.0
14/10/2021	05:00	0	0	1	2	0	1	0	0	0	0	0	0	0	0	0	0	0	0	0	4	30	20 to 30	75.0	1	25.0
14/10/2021	06:00	0	0	0	0	2	4	0	0	0	0	0	0	0	0	0	0	0	0	0	6	38.8	30 to 40	100.0	6	100.0
14/10/2021	07:00	0	1	1	11	7	1	0	1	0	0	0	0	0	0	0	0	0	0	0	22	34.3	25 to 35	86.4	9	40.9
14/10/2021	08:00	0	1	1	19	16	4	0	0	0	0	0	0	0	0	0	0	0	0	0	41	34.4	30 to 40	95.1	20	48.8
14/10/2021	09:00	5	1	9	13	11	2	0	0	0	0	0	0	0	0	0	0	0	0	0	41	33.2	25 to 35	80.5	13	31.7
14/10/2021	10:00	8	4	11	11	7	1	0	0	0	0	0	0	0	0	0	0	0	0	0	42	31.4	25 to 35	69.0	8	19.0
14/10/2021	11:00	0	4	9	15	8	0	0	0	0	0	0	0	0	0	0	0	0	0	0	36	31.9	25 to 35	88.9	8	22.2
14/10/2021	12:00	0	2	9	20	5	1	0	0	0	0	0	0	0	0	0	0	0	0	0	37	30	25 to 35	91.9	6	16.2
14/10/2021	13:00	3	4	11	16	11	2	0	0	0	0	0	0	0	0	0	0	0	0	0	47	32.7	25 to 35	80.9	13	27.7
14/10/2021	14:00	2	5	11	15	9	3	1	0	0	0	0	0	0	0	0	0	0	0	0	46	33.3	25 to 35	76.1	13	28.3
14/10/2021	15:00	5	6	14	22	9	2	0	0	0	0	0	0	0	0	0	0	0	0	0	58	31.1	25 to 35	77.6	11	19.0
14/10/2021	16:00	1	4	11	24	16	2	0	0	0	0	0	0	0	0	0	0	0	0	0	58	32.8	25 to 35	87.9	18	31.0
14/10/2021	17:00	1	1	8	20	14	4	0	0	0	0	0	0	0	0	0	0	0	0	0	48	33.9	25 to 35	87.5	18	37.5
14/10/2021	18:00	0	0	6	14	20	4	0	0	0	0	0	0	0	0	0	0	0	0	0	44	34.2	25 to 35	90.9	24	54.5
14/10/2021	19:00	0	2	8	13	6	1	0	0	0	0	0	0	0	0	0	0	0	0	0	30	32.5	25 to 35	90.0	7	23.3
14/10/2021	20:00	1	1	1	7	3	4	0	0	0	0	0	0	0	0	0	0	0	0	0	17	36.2	30 to 40	82.4	7	41.2
14/10/2021	21:00	0	0	1	5	4	2	4	0	0	0	0	0	0	0	0	0	0	0	0	16	42.5	30 to 40	68.8	10	62.5
14/10/2021	22:00	0	0	0	3	3	3	1	0	0	0	0	0	0	0	0	0	0	0	0	10	38.3	30 to 40	90.0	7	70.0
14/10/2021	23:00	0	0	0	0	1	1	1	0	0	0	0	0	0	0	0	0	0	0	0	3	45	35 to 45	100.0	3	100.0
24 Hr Summary		26	36	112	231	153	44	8	1	0	0	0	0	0	0	0	0	0	0	0	611	33.7	25 to 35	81.2	206	33.7

Incoming Histogram

Hall Lane facing into the Village

from Sat-Sep-04-2021-05-00-PM to Wed-Dec-01-2021-02-59-PM

Date	Starting Hr:min	<15	15 to <20	20 to <25	25 to <30	30 to <35	35 to <40	40 to <45	45 to <50	50 to <55	55 to <60	60 to <65	65 to <70	70 to <75	75 to <80	80 to <85	85 to <90	90 to <95	95 to <100	100 to >105	Total Counts	85pct Speed	10MPH Pace	% in pace	# of Speeders	% Speeders
15/10/2021	00:00	0	0	0	1	0	0	0	0	0	0	0	0	0	0	0	0	0	0	0	1	30	20 to 30	100.0	*	*
15/10/2021	01:00	0	0	0	0	0	0	0	0	0	0	0	0	0	0	0	0	0	0	0	0	0	*	*	*	*
15/10/2021	02:00	0	0	0	0	0	1	0	0	0	0	0	0	0	0	0	0	0	0	0	1	40	30 to 40	100.0	1	100.0
15/10/2021	03:00	0	0	0	0	0	0	0	0	0	0	0	0	0	0	0	0	0	0	0	0	0	*	*	*	*
15/10/2021	04:00	0	0	0	0	1	1	0	0	0	0	0	0	0	0	0	0	0	0	0	2	40	30 to 40	100.0	2	100.0
15/10/2021	05:00	0	0	0	2	0	0	0	0	0	0	0	0	0	0	0	0	0	0	0	2	30	20 to 30	100.0	*	*
15/10/2021	06:00	0	1	0	2	1	1	0	0	0	0	0	0	0	0	0	0	0	0	0	5	35	30 to 40	80.0	2	40.0
15/10/2021	07:00	0	0	0	13	6	0	0	0	0	0	0	0	0	0	0	0	0	0	0	19	32.5	25 to 35	100.0	6	31.6
15/10/2021	08:00	0	2	3	17	12	2	0	0	0	0	0	0	0	0	0	0	0	0	0	36	33.8	25 to 35	88.9	14	38.9
15/10/2021	09:00	0	2	5	13	9	1	0	0	0	0	0	0	0	0	0	0	0	0	0	30	33.3	25 to 35	90.0	10	33.3
15/10/2021	10:00	0	0	5	18	7	1	0	0	0	0	0	0	0	0	0	0	0	0	0	31	32.1	25 to 35	96.8	8	25.8
15/10/2021	11:00	0	1	10	11	15	0	0	0	0	0	0	0	0	0	0	0	0	0	0	37	33	25 to 35	97.3	15	40.5
15/10/2021	12:00	3	1	7	17	9	1	0	0	0	0	0	0	0	0	0	0	0	0	0	38	32.2	25 to 35	86.8	10	26.3
15/10/2021	13:00	0	3	4	18	8	0	0	0	0	0	0	0	0	0	0	0	0	0	0	33	31.9	25 to 35	90.9	8	24.2
15/10/2021	14:00	1	1	11	15	9	4	1	0	0	0	0	0	0	0	0	0	0	0	0	42	34.4	25 to 35	83.3	14	33.3
15/10/2021	15:00	1	4	9	26	11	4	1	0	0	0	0	0	0	0	0	0	0	0	0	56	33.6	25 to 35	82.1	16	28.6
15/10/2021	16:00	1	1	6	25	20	4	0	0	0	0	0	0	0	0	0	0	0	0	0	57	33.8	25 to 35	89.5	24	42.1
15/10/2021	17:00	1	1	10	26	12	4	3	0	0	0	0	0	0	0	0	0	0	0	0	57	34.2	25 to 35	84.2	19	33.3
15/10/2021	18:00	2	4	7	27	13	3	1	0	0	0	0	0	0	0	0	0	0	0	0	57	33.1	25 to 35	82.5	17	29.8
15/10/2021	19:00	0	0	7	5	8	3	1	0	0	0	0	0	0	0	0	0	0	0	0	24	35	25 to 35	83.3	12	50.0
15/10/2021	20:00	0	0	3	5	4	0	0	0	0	0	0	0	0	0	0	0	0	0	0	12	32.5	25 to 35	100.0	4	33.3
15/10/2021	21:00	0	0	2	7	3	1	0	0	0	0	0	0	0	0	0	0	0	0	0	13	33.3	25 to 35	92.3	4	30.8
15/10/2021	22:00	0	0	1	8	5	1	1	0	0	0	0	0	0	0	0	0	0	0	0	16	35	25 to 35	87.5	7	43.8
15/10/2021	23:00	0	0	1	1	1	0	0	0	0	0	0	0	0	0	0	0	0	0	0	3	35	25 to 35	100.0	1	33.3
24 Hr Summary		9	21	91	257	154	32	8	0	0	0	0	0	0	0	0	0	0	0	0	572	33.5	25 to 35	87.8	194	33.9

Incoming Histogram

Hall Lane facing into the Village

from Sat-Sep-04-2021-05-00-PM to Wed-Dec-01-2021-02-59-PM

Date	Starting Hr:min	<15	15 to <20	20 to <25	25 to <30	30 to <35	35 to <40	40 to <45	45 to <50	50 to <55	55 to <60	60 to <65	65 to <70	70 to <75	75 to <80	80 to <85	85 to <90	90 to <95	95 to <100	100 to >105	Total Counts	85pct Speed	10MPH Pace	% in pace	# of Speeders	% Speeders
16/10/2021	00:00	0	0	0	1	1	1	0	0	0	0	0	0	0	0	0	0	0	0	0	3	40	30 to 40	100.0	2	66.7
16/10/2021	01:00	0	0	0	0	0	0	0	0	0	0	0	0	0	0	0	0	0	0	0	0	0	*	*	*	*
16/10/2021	02:00	0	0	0	1	0	0	0	0	0	0	0	0	0	0	0	0	0	0	0	1	30	20 to 30	100.0	*	*
16/10/2021	03:00	0	0	0	0	0	0	0	0	0	0	0	0	0	0	0	0	0	0	0	0	0	*	*	*	*
16/10/2021	04:00	0	0	0	0	1	1	0	0	0	0	0	0	0	0	0	0	0	0	0	2	40	30 to 40	100.0	2	100.0
16/10/2021	05:00	0	0	0	2	0	1	0	0	0	0	0	0	0	0	0	0	0	0	0	3	40	30 to 40	100.0	1	33.3
16/10/2021	06:00	0	2	0	0	0	2	0	0	0	0	0	0	0	0	0	0	0	0	0	4	37.5	10 to 20	50.0	2	50.0
16/10/2021	07:00	2	1	2	2	1	0	0	0	0	0	0	0	0	0	0	0	0	0	0	8	30	15 to 25	62.5	1	12.5
16/10/2021	08:00	0	1	2	7	2	1	0	0	0	0	0	0	0	0	0	0	0	0	0	13	32.5	25 to 35	84.6	3	23.1
16/10/2021	09:00	0	2	2	14	8	1	1	0	0	0	0	0	0	0	0	0	0	0	0	28	33.8	25 to 35	85.7	10	35.7
16/10/2021	10:00	1	0	6	5	12	3	0	0	0	0	0	0	0	0	0	0	0	0	0	27	34.6	25 to 35	85.2	15	55.6
16/10/2021	11:00	0	1	5	17	9	3	0	0	0	0	0	0	0	0	0	0	0	0	0	35	33.9	25 to 35	88.6	12	34.3
16/10/2021	12:00	0	0	4	17	13	4	0	0	0	0	0	0	0	0	0	0	0	0	0	38	34.2	25 to 35	89.5	17	44.7
16/10/2021	13:00	0	0	7	16	13	2	0	0	0	0	0	0	0	0	0	0	0	0	0	38	33.5	25 to 35	94.7	15	39.5
16/10/2021	14:00	1	3	9	22	12	4	0	0	0	0	0	0	0	0	0	0	0	0	0	51	33.3	25 to 35	84.3	16	31.4
16/10/2021	15:00	0	2	18	15	9	2	1	0	0	0	0	0	0	0	0	0	0	0	0	47	32.8	25 to 35	89.4	12	25.5
16/10/2021	16:00	1	1	8	11	7	1	0	0	0	0	0	0	0	0	0	0	0	0	0	29	32.9	25 to 35	89.7	8	27.6
16/10/2021	17:00	2	7	9	15	1	2	1	0	0	0	0	0	0	0	0	0	0	0	0	37	29.3	20 to 30	83.8	4	10.8
16/10/2021	18:00	1	1	18	27	6	1	1	0	0	0	0	0	0	0	0	0	0	0	0	55	30	25 to 35	92.7	8	14.5
16/10/2021	19:00	2	1	8	16	4	3	0	0	0	0	0	0	0	0	0	0	0	0	0	34	32.5	25 to 35	82.4	7	20.6
16/10/2021	20:00	1	0	4	6	8	1	0	0	0	0	0	0	0	0	0	0	0	0	0	20	33.8	25 to 35	90.0	9	45.0
16/10/2021	21:00	0	2	2	3	3	0	0	0	0	0	0	0	0	0	0	0	0	0	0	10	31.7	25 to 35	80.0	3	30.0
16/10/2021	22:00	2	2	2	7	1	2	0	0	0	0	0	0	0	0	0	0	0	0	0	16	35	20 to 30	68.8	3	18.8
16/10/2021	23:00	0	0	1	8	8	2	0	0	0	0	0	0	0	0	0	0	0	0	0	19	34.4	30 to 40	94.7	10	52.6
24 Hr Summary		13	26	107	212	119	37	4	0	0	0	0	0	0	0	0	0	0	0	0	518	33.4	25 to 35	84.6	160	30.9

Incoming Histogram

Hall Lane facing into the Village

from Sat-Sep-04-2021-05-00-PM to Wed-Dec-01-2021-02-59-PM

Date	Starting Hr:min	<15	15 to <20	20 to <25	25 to <30	30 to <35	35 to <40	40 to <45	45 to <50	50 to <55	55 to <60	60 to <65	65 to <70	70 to <75	75 to <80	80 to <85	85 to <90	90 to <95	95 to <100	100 to >105	Total Counts	85pct Speed	10MPH Pace	% in pace	# of Speeders	% Speeders
17/10/2021	00:00	0	0	0	0	0	1	0	0	0	0	0	0	0	0	0	0	0	0	0	1	40	30 to 40	100.0	1	100.0
17/10/2021	01:00	0	0	0	0	1	1	0	0	0	0	0	0	0	0	0	0	0	0	0	2	40	30 to 40	100.0	2	100.0
17/10/2021	02:00	0	0	0	0	0	0	0	0	0	0	0	0	0	0	0	0	0	0	0	0	0	*	*	*	*
17/10/2021	03:00	0	0	0	1	0	0	0	0	0	0	0	0	0	0	0	0	0	0	0	1	30	20 to 30	100.0	*	*
17/10/2021	04:00	0	0	0	1	0	0	0	0	0	0	0	0	0	0	0	0	0	0	0	1	30	20 to 30	100.0	*	*
17/10/2021	05:00	0	0	0	0	1	2	0	0	0	0	0	0	0	0	0	0	0	0	0	3	40	30 to 40	100.0	3	100.0
17/10/2021	06:00	0	0	1	0	0	0	0	0	0	0	0	0	0	0	0	0	0	0	0	1	25	15 to 25	100.0	*	*
17/10/2021	07:00	0	0	0	0	1	1	0	0	0	0	0	0	0	0	0	0	0	0	0	2	40	30 to 40	100.0	2	100.0
17/10/2021	08:00	0	1	1	7	5	3	0	0	0	0	0	0	0	0	0	0	0	0	0	17	35	30 to 40	88.2	8	47.1
17/10/2021	09:00	1	0	3	7	8	1	0	0	0	0	0	0	0	0	0	0	0	0	0	20	33.8	25 to 35	90.0	9	45.0
17/10/2021	10:00	1	0	1	12	10	2	0	0	0	0	0	0	0	0	0	0	0	0	0	26	34	30 to 40	92.3	12	46.2
17/10/2021	11:00	1	1	4	14	9	2	0	0	0	0	0	0	0	0	0	0	0	0	0	31	33.3	25 to 35	87.1	11	35.5
17/10/2021	12:00	1	0	5	18	9	5	1	0	0	0	0	0	0	0	0	0	0	0	0	39	35	25 to 35	82.1	15	38.5
17/10/2021	13:00	0	1	3	19	14	0	1	0	0	0	0	0	0	0	0	0	0	0	0	38	33.2	25 to 35	94.7	15	39.5
17/10/2021	14:00	0	1	7	12	12	2	0	0	0	0	0	0	0	0	0	0	0	0	0	34	33.8	25 to 35	91.2	14	41.2
17/10/2021	15:00	0	1	3	12	9	3	1	0	0	0	0	0	0	0	0	0	0	0	0	29	35	25 to 35	82.8	13	44.8
17/10/2021	16:00	1	1	4	21	8	3	0	0	0	0	0	0	0	0	0	0	0	0	0	38	33.1	25 to 35	86.8	11	28.9
17/10/2021	17:00	0	0	1	12	7	5	0	0	0	0	0	0	0	0	0	0	0	0	0	25	36	30 to 40	96.0	12	48.0
17/10/2021	18:00	0	2	3	7	4	2	1	0	0	0	0	0	0	0	0	0	0	0	0	19	35	25 to 35	73.7	7	36.8
17/10/2021	19:00	0	1	4	5	5	1	0	0	0	0	0	0	0	0	0	0	0	0	0	16	34	25 to 35	87.5	6	37.5
17/10/2021	20:00	0	0	2	6	3	0	0	0	0	0	0	0	0	0	0	0	0	0	0	11	31.7	25 to 35	100.0	3	27.3
17/10/2021	21:00	0	0	0	1	5	1	1	0	0	0	0	0	0	0	0	0	0	0	0	8	40	30 to 40	87.5	7	87.5
17/10/2021	22:00	0	1	0	2	1	1	0	0	0	0	0	0	0	0	0	0	0	0	0	5	35	30 to 40	80.0	2	40.0
17/10/2021	23:00	0	0	0	1	0	2	0	0	0	0	0	0	0	0	0	0	0	0	0	3	40	30 to 40	100.0	2	66.7
24 Hr Summary		5	10	42	158	112	38	5	0	0	0	0	0	0	0	0	0	0	0	0	370	34.4	25 to 35	84.3	155	41.9

Incoming Histogram

Hall Lane facing into the Village

from Sat-Sep-04-2021-05-00-PM to Wed-Dec-01-2021-02-59-PM

Date	Starting Hr:min	<15	15 to <20	20 to <25	25 to <30	30 to <35	35 to <40	40 to <45	45 to <50	50 to <55	55 to <60	60 to <65	65 to <70	70 to <75	75 to <80	80 to <85	85 to <90	90 to <95	95 to <100	100 to >105	Total Counts	85pct Speed	10MPH Pace	% in pace	# of Speeders	% Speeders	
18/10/2021	00:00	0	0	0	0	0	0	0	0	0	0	0	0	0	0	0	0	0	0	0	0	0	*	*	*	*	
18/10/2021	01:00	0	0	0	0	0	0	0	0	0	0	0	0	0	0	0	0	0	0	0	0	0	0	*	*	*	*
18/10/2021	02:00	0	0	0	0	0	0	0	0	0	0	0	0	0	0	0	0	0	0	0	0	0	0	*	*	*	*
18/10/2021	03:00	0	0	0	0	0	0	0	0	0	0	0	0	0	0	0	0	0	0	0	0	0	0	*	*	*	*
18/10/2021	04:00	0	0	0	0	0	0	0	0	0	0	0	0	0	0	0	0	0	0	0	0	0	0	*	*	*	*
18/10/2021	05:00	0	0	0	3	2	1	1	0	0	0	0	0	0	0	0	0	0	0	0	0	7	40	30 to 40	85.7	4	57.1
18/10/2021	06:00	0	0	0	2	2	0	0	0	0	0	0	0	0	0	0	0	0	0	0	0	4	32.5	25 to 35	100.0	2	50.0
18/10/2021	07:00	0	0	6	11	11	3	1	0	0	0	0	0	0	0	0	0	0	0	0	0	32	34.5	25 to 35	87.5	15	46.9
18/10/2021	08:00	2	6	9	16	14	2	0	0	0	0	0	0	0	0	0	0	0	0	0	0	49	33.2	25 to 35	79.6	16	32.7
18/10/2021	09:00	1	1	5	12	5	2	1	0	0	0	0	0	0	0	0	0	0	0	0	0	27	34	25 to 35	81.5	8	29.6
18/10/2021	10:00	1	2	7	11	10	3	0	0	0	0	0	0	0	0	0	0	0	0	0	0	34	34	25 to 35	82.4	13	38.2
18/10/2021	11:00	3	4	7	15	12	0	0	0	0	0	0	0	0	0	0	0	0	0	0	0	41	32.5	25 to 35	82.9	12	29.3
18/10/2021	12:00	1	1	9	24	4	2	0	0	0	0	0	0	0	0	0	0	0	0	0	0	41	30	25 to 35	90.2	6	14.6
18/10/2021	13:00	0	3	6	17	11	0	0	0	0	0	0	0	0	0	0	0	0	0	0	0	37	32.3	25 to 35	91.9	11	29.7
18/10/2021	14:00	1	1	9	19	8	2	0	0	0	0	0	0	0	0	0	0	0	0	0	0	40	32.5	25 to 35	90.0	10	25.0
18/10/2021	15:00	0	3	8	29	11	2	0	0	0	0	0	0	0	0	0	0	0	0	0	0	53	32.3	25 to 35	90.6	13	24.5
18/10/2021	16:00	0	2	4	22	12	4	1	0	0	0	0	0	0	0	0	0	0	0	0	0	45	34.2	25 to 35	84.4	17	37.8
18/10/2021	17:00	0	2	6	28	9	7	1	0	0	0	0	0	0	0	0	0	0	0	0	0	53	35	30 to 40	83.0	17	32.1
18/10/2021	18:00	0	0	8	23	8	2	0	0	0	0	0	0	0	0	0	0	0	0	0	0	41	32.5	25 to 35	95.1	10	24.4
18/10/2021	19:00	0	1	5	5	3	3	0	0	0	0	0	0	0	0	0	0	0	0	0	0	17	35	25 to 35	76.5	6	35.3
18/10/2021	20:00	0	0	3	7	5	0	0	0	0	0	0	0	0	0	0	0	0	0	0	0	15	33	25 to 35	100.0	5	33.3
18/10/2021	21:00	0	0	0	8	6	1	1	0	0	0	0	0	0	0	0	0	0	0	0	0	16	35	30 to 40	93.8	8	50.0
18/10/2021	22:00	0	0	2	3	2	0	1	0	0	0	0	0	0	0	0	0	0	0	0	0	8	35	25 to 35	87.5	3	37.5
18/10/2021	23:00	0	0	0	0	0	0	0	0	0	0	0	0	0	0	0	0	0	0	0	0	0	0	*	*	*	*
24 Hr Summary		9	26	94	255	135	34	7	0	0	0	0	0	0	0	0	0	0	0	0	560	33.4	25 to 35	86.4	176	31.4	

Incoming Histogram

Hall Lane facing into the Village

from Sat-Sep-04-2021-05-00-PM to Wed-Dec-01-2021-02-59-PM

Date	Starting Hr:min	<15	15 to <20	20 to <25	25 to <30	30 to <35	35 to <40	40 to <45	45 to <50	50 to <55	55 to <60	60 to <65	65 to <70	70 to <75	75 to <80	80 to <85	85 to <90	90 to <95	95 to <100	100 to >105	Total Counts	85pct Speed	10MPH Pace	% in pace	# of Speeders	% Speeders
19/10/2021	00:00	0	0	0	0	1	0	0	0	0	0	0	0	0	0	0	0	0	0	0	1	35	25 to 35	100.0	1	100.0
19/10/2021	01:00	0	1	0	0	0	0	0	0	0	0	0	0	0	0	0	0	0	0	0	1	20	10 to 20	100.0	*	*
19/10/2021	02:00	0	0	0	0	0	0	0	0	0	0	0	0	0	0	0	0	0	0	0	0	0	*	*	*	*
19/10/2021	03:00	0	0	0	0	1	0	0	0	0	0	0	0	0	0	0	0	0	0	0	1	35	25 to 35	100.0	1	100.0
19/10/2021	04:00	0	0	0	0	1	1	0	0	0	0	0	0	0	0	0	0	0	0	0	2	40	30 to 40	100.0	2	100.0
19/10/2021	05:00	0	0	0	1	3	0	0	0	0	0	0	0	0	0	0	0	0	0	0	4	33.3	25 to 35	100.0	3	75.0
19/10/2021	06:00	0	0	0	2	4	1	0	0	0	0	0	0	0	0	0	0	0	0	0	7	35	30 to 40	100.0	5	71.4
19/10/2021	07:00	0	3	5	5	10	2	0	0	0	0	0	0	0	0	0	0	0	0	0	25	34	25 to 35	80.0	12	48.0
19/10/2021	08:00	1	3	8	17	11	1	0	0	0	0	0	0	0	0	0	0	0	0	0	41	32.7	25 to 35	87.8	12	29.3
19/10/2021	09:00	1	3	5	9	9	2	0	0	0	0	0	0	0	0	0	0	0	0	0	29	33.9	25 to 35	79.3	11	37.9
19/10/2021	10:00	2	5	8	20	7	0	0	0	0	0	0	0	0	0	0	0	0	0	0	42	30.7	25 to 35	83.3	7	16.7
19/10/2021	11:00	1	2	4	19	7	0	0	0	0	0	0	0	0	0	0	0	0	0	0	33	31.4	25 to 35	90.9	7	21.2
19/10/2021	12:00	3	4	8	13	10	0	0	0	0	0	0	0	0	0	0	0	0	0	0	38	32	25 to 35	81.6	10	26.3
19/10/2021	13:00	2	1	4	9	9	2	0	0	0	0	0	0	0	0	0	0	0	0	0	27	33.9	25 to 35	81.5	11	40.7
19/10/2021	14:00	0	3	5	19	15	1	0	0	0	0	0	0	0	0	0	0	0	0	0	43	33.3	25 to 35	90.7	16	37.2
19/10/2021	15:00	1	4	9	15	14	1	0	0	0	0	0	0	0	0	0	0	0	0	0	44	32.9	25 to 35	86.4	15	34.1
19/10/2021	16:00	1	3	4	22	13	7	0	0	0	0	0	0	0	0	0	0	0	0	0	50	34.6	30 to 40	84.0	20	40.0
19/10/2021	17:00	1	3	8	23	24	8	0	0	0	0	0	0	0	0	0	0	0	0	0	67	34.6	25 to 35	82.1	32	47.8
19/10/2021	18:00	0	1	3	26	15	2	0	0	0	0	0	0	0	0	0	0	0	0	0	47	33.3	25 to 35	93.6	17	36.2
19/10/2021	19:00	0	0	1	5	7	7	1	0	0	0	0	0	0	0	0	0	0	0	0	21	38.6	30 to 40	90.5	15	71.4
19/10/2021	20:00	0	0	0	5	6	1	0	0	0	0	0	0	0	0	0	0	0	0	0	12	34.2	30 to 40	100.0	7	58.3
19/10/2021	21:00	0	0	1	6	3	0	1	0	0	0	0	0	0	0	0	0	0	0	0	11	33.3	25 to 35	90.9	4	36.4
19/10/2021	22:00	0	0	0	3	0	1	0	0	0	0	0	0	0	0	0	0	0	0	0	4	30	30 to 40	100.0	1	25.0
19/10/2021	23:00	0	1	0	2	1	0	0	0	0	0	0	0	0	0	0	0	0	0	0	4	30	20 to 30	75.0	1	25.0
24 Hr Summary		13	37	73	221	171	37	2	0	0	0	0	0	0	0	0	0	0	0	0	554	33.7	25 to 35	83.9	210	37.9

Incoming Histogram

Hall Lane facing into the Village

from Sat-Sep-04-2021-05-00-PM to Wed-Dec-01-2021-02-59-PM

Date	Starting Hr:min	<15	15 to <20	20 to <25	25 to <30	30 to <35	35 to <40	40 to <45	45 to <50	50 to <55	55 to <60	60 to <65	65 to <70	70 to <75	75 to <80	80 to <85	85 to <90	90 to <95	95 to <100	100 to >105	Total Counts	85pct Speed	10MPH Pace	% in pace	# of Speeders	% Speeders
20/10/2021	00:00	0	0	0	1	0	0	0	0	0	0	0	0	0	0	0	0	0	0	0	1	30	20 to 30	100.0	*	*
20/10/2021	01:00	0	0	0	0	0	0	0	0	0	0	0	0	0	0	0	0	0	0	0	0	0	*	*	*	*
20/10/2021	02:00	0	0	0	0	0	0	0	0	0	0	0	0	0	0	0	0	0	0	0	0	0	*	*	*	*
20/10/2021	03:00	0	0	0	0	0	0	0	0	0	0	0	0	0	0	0	0	0	0	0	0	0	*	*	*	*
20/10/2021	04:00	0	0	0	0	0	1	0	0	0	0	0	0	0	0	0	0	0	0	0	1	40	30 to 40	100.0	1	100.0
20/10/2021	05:00	0	0	1	1	2	2	0	0	0	0	0	0	0	0	0	0	0	0	0	6	37.5	30 to 40	83.3	4	66.7
20/10/2021	06:00	0	0	1	0	1	2	0	0	0	0	0	0	0	0	0	0	0	0	0	4	37.5	30 to 40	75.0	3	75.0
20/10/2021	07:00	0	0	4	4	6	1	0	0	0	0	0	0	0	0	0	0	0	0	0	15	34.2	25 to 35	93.3	7	46.7
20/10/2021	08:00	0	1	4	19	10	1	0	0	0	0	0	0	0	0	0	0	0	0	0	35	33	25 to 35	94.3	11	31.4
20/10/2021	09:00	3	7	8	13	7	1	0	0	0	0	0	0	0	0	0	0	0	0	0	39	31.4	20 to 30	71.8	8	20.5
20/10/2021	10:00	2	0	5	11	4	0	0	0	0	0	0	0	0	0	0	0	0	0	0	22	31.2	25 to 35	90.9	4	18.2
20/10/2021	11:00	5	4	5	13	10	0	0	0	0	0	0	0	0	0	0	0	0	0	0	37	32	25 to 35	75.7	10	27.0
20/10/2021	12:00	2	0	8	22	4	4	0	0	0	0	0	0	0	0	0	0	0	0	0	40	32.5	25 to 35	85.0	8	20.0
20/10/2021	13:00	0	2	4	13	11	1	0	0	0	0	0	0	0	0	0	0	0	0	0	31	33.2	25 to 35	90.3	12	38.7
20/10/2021	14:00	1	1	5	13	8	5	0	0	0	0	0	0	0	0	0	0	0	0	0	33	35	25 to 35	78.8	13	39.4
20/10/2021	15:00	0	0	6	21	17	6	1	0	0	0	0	0	0	0	0	0	0	0	0	51	34.7	25 to 35	86.3	24	47.1
20/10/2021	16:00	1	0	6	18	16	5	0	0	0	0	0	0	0	0	0	0	0	0	0	46	34.4	25 to 35	87.0	21	45.7
20/10/2021	17:00	0	2	11	19	28	4	2	0	0	0	0	0	0	0	0	0	0	0	0	66	34.3	25 to 35	87.9	34	51.5
20/10/2021	18:00	0	1	6	20	18	6	0	0	0	0	0	0	0	0	0	0	0	0	0	51	34.4	25 to 35	86.3	24	47.1
20/10/2021	19:00	0	2	3	14	8	3	1	0	0	0	0	0	0	0	0	0	0	0	0	31	34.4	25 to 35	80.6	12	38.7
20/10/2021	20:00	0	0	1	6	6	1	0	0	0	0	0	0	0	0	0	0	0	0	0	14	34.2	25 to 35	92.9	7	50.0
20/10/2021	21:00	0	0	1	4	5	4	1	0	0	0	0	0	0	0	0	0	0	0	0	15	38.8	30 to 40	86.7	10	66.7
20/10/2021	22:00	0	0	0	5	3	2	0	0	0	0	0	0	0	0	0	0	0	0	0	10	35	30 to 40	100.0	5	50.0
20/10/2021	23:00	0	0	0	2	0	0	0	0	0	0	0	0	0	0	0	0	0	0	0	2	30	20 to 30	100.0	*	*
24 Hr Summary		14	20	79	219	164	49	5	0	0	0	0	0	0	0	0	0	0	0	0	550	34.1	25 to 35	84.0	218	39.6

Incoming Histogram

Hall Lane facing into the Village

from Sat-Sep-04-2021-05-00-PM to Wed-Dec-01-2021-02-59-PM

Date	Starting Hr:min	<15	15 to <20	20 to <25	25 to <30	30 to <35	35 to <40	40 to <45	45 to <50	50 to <55	55 to <60	60 to <65	65 to <70	70 to <75	75 to <80	80 to <85	85 to <90	90 to <95	95 to <100	100 to >105	Total Counts	85pct Speed	10MPH Pace	% in pace	# of Speeders	% Speeders
21/10/2021	00:00	0	0	0	1	0	0	0	0	0	0	0	0	0	0	0	0	0	0	0	1	30	20 to 30	100.0	*	*
21/10/2021	01:00	0	0	0	0	0	0	0	0	0	0	0	0	0	0	0	0	0	0	0	0	0	*	*	*	*
21/10/2021	02:00	0	0	0	1	0	0	0	0	0	0	0	0	0	0	0	0	0	0	0	1	30	20 to 30	100.0	*	*
21/10/2021	03:00	0	0	0	0	1	0	0	0	0	0	0	0	0	0	0	0	0	0	0	1	35	25 to 35	100.0	1	100.0
21/10/2021	04:00	0	0	0	0	0	2	0	0	0	0	0	0	0	0	0	0	0	0	0	2	40	30 to 40	100.0	2	100.0
21/10/2021	05:00	0	0	0	2	1	1	0	0	0	0	0	0	0	0	0	0	0	0	0	4	35	30 to 40	100.0	2	50.0
21/10/2021	06:00	0	0	0	1	3	0	0	0	0	0	0	0	0	0	0	0	0	0	0	4	33.3	25 to 35	100.0	3	75.0
21/10/2021	07:00	0	0	1	3	5	2	1	0	0	0	0	0	0	0	0	0	0	0	0	12	37.5	30 to 40	83.3	8	66.7
21/10/2021	08:00	0	0	2	18	13	4	1	0	0	0	0	0	0	0	0	0	0	0	0	38	34.6	30 to 40	92.1	18	47.4
21/10/2021	09:00	1	3	12	12	7	0	0	0	0	0	0	0	0	0	0	0	0	0	0	35	31.4	25 to 35	88.6	7	20.0
21/10/2021	10:00	4	0	5	15	5	0	0	0	0	0	0	0	0	0	0	0	0	0	0	29	31	25 to 35	86.2	5	17.2
21/10/2021	11:00	1	4	5	14	3	1	0	0	0	0	0	0	0	0	0	0	0	0	0	28	30	20 to 30	82.1	4	14.3
21/10/2021	12:00	1	1	2	18	3	2	0	0	0	0	0	0	0	0	0	0	0	0	0	27	31.7	25 to 35	85.2	5	18.5
21/10/2021	13:00	2	1	14	20	7	1	0	0	0	0	0	0	0	0	0	0	0	0	0	45	30.7	25 to 35	91.1	8	17.8
21/10/2021	14:00	1	2	7	22	13	3	0	0	0	0	0	0	0	0	0	0	0	0	0	48	33.5	25 to 35	87.5	16	33.3
21/10/2021	15:00	0	1	4	24	22	5	3	0	0	0	0	0	0	0	0	0	0	0	0	59	34.8	30 to 40	86.4	30	50.8
21/10/2021	16:00	1	1	6	19	17	7	0	0	0	0	0	0	0	0	0	0	0	0	0	51	34.7	30 to 40	84.3	24	47.1
21/10/2021	17:00	1	0	5	30	23	3	1	0	0	0	0	0	0	0	0	0	0	0	0	63	33.9	25 to 35	92.1	27	42.9
21/10/2021	18:00	0	1	4	27	11	3	1	0	0	0	0	0	0	0	0	0	0	0	0	47	33.6	25 to 35	89.4	15	31.9
21/10/2021	19:00	0	3	5	13	7	2	0	0	0	0	0	0	0	0	0	0	0	0	0	30	33.6	25 to 35	83.3	9	30.0
21/10/2021	20:00	0	0	1	3	5	1	1	0	0	0	0	0	0	0	0	0	0	0	0	11	35	25 to 35	81.8	7	63.6
21/10/2021	21:00	0	0	2	6	0	3	1	0	0	0	0	0	0	0	0	0	0	0	0	12	38.3	30 to 40	75.0	4	33.3
21/10/2021	22:00	0	0	1	2	2	0	0	0	0	0	0	0	0	0	0	0	0	0	0	5	32.5	25 to 35	100.0	2	40.0
21/10/2021	23:00	0	0	0	1	0	3	0	0	0	0	0	0	0	0	0	0	0	0	0	4	38.3	30 to 40	100.0	3	75.0
24 Hr Summary		12	17	76	252	148	43	9	0	0	0	0	0	0	0	0	0	0	0	0	557	33.9	25 to 35	85.5	200	35.9

Incoming Histogram

Hall Lane facing into the Village

from Sat-Sep-04-2021-05-00-PM to Wed-Dec-01-2021-02-59-PM

Date	Starting Hr:min	<15	15 to <20	20 to <25	25 to <30	30 to <35	35 to <40	40 to <45	45 to <50	50 to <55	55 to <60	60 to <65	65 to <70	70 to <75	75 to <80	80 to <85	85 to <90	90 to <95	95 to <100	100 to >105	Total Counts	85pct Speed	10MPH Pace	% in pace	# of Speeders	% Speeders
22/10/2021	00:00	0	0	0	0	1	0	0	0	0	0	0	0	0	0	0	0	0	0	0	1	35	25 to 35	100.0	1	100.0
22/10/2021	01:00	0	0	0	0	1	0	0	0	0	0	0	0	0	0	0	0	0	0	0	1	35	25 to 35	100.0	1	100.0
22/10/2021	02:00	0	0	0	0	1	0	0	0	0	0	0	0	0	0	0	0	0	0	0	1	35	25 to 35	100.0	1	100.0
22/10/2021	03:00	0	0	0	0	0	0	0	0	0	0	0	0	0	0	0	0	0	0	0	0	0	*	*	*	*
22/10/2021	04:00	0	0	0	0	0	1	0	0	0	0	0	0	0	0	0	0	0	0	0	1	40	30 to 40	100.0	1	100.0
22/10/2021	05:00	0	0	0	1	0	1	0	0	0	0	0	0	0	0	0	0	0	0	0	2	40	30 to 40	100.0	1	50.0
22/10/2021	06:00	0	0	1	1	0	1	0	0	0	0	0	0	0	0	0	0	0	0	0	3	40	20 to 30	66.7	1	33.3
22/10/2021	07:00	0	0	2	7	7	3	0	0	0	0	0	0	0	0	0	0	0	0	0	19	35	30 to 40	89.5	10	52.6
22/10/2021	08:00	0	3	1	12	11	3	0	0	0	0	0	0	0	0	0	0	0	0	0	30	34.5	30 to 40	86.7	14	46.7
22/10/2021	09:00	0	2	8	12	13	3	1	0	0	0	0	0	0	0	0	0	0	0	0	39	34.2	25 to 35	84.6	17	43.6
22/10/2021	10:00	0	1	2	8	14	2	1	0	0	0	0	0	0	0	0	0	0	0	0	28	34.6	25 to 35	85.7	17	60.7
22/10/2021	11:00	0	1	3	11	11	2	0	0	0	0	0	0	0	0	0	0	0	0	0	28	34.1	25 to 35	89.3	13	46.4
22/10/2021	12:00	1	0	3	18	9	4	1	0	0	0	0	0	0	0	0	0	0	0	0	36	35	30 to 40	86.1	14	38.9
22/10/2021	13:00	0	2	4	17	9	3	0	0	0	0	0	0	0	0	0	0	0	0	0	35	33.9	25 to 35	85.7	12	34.3
22/10/2021	14:00	1	1	5	23	13	3	1	0	0	0	0	0	0	0	0	0	0	0	0	47	33.8	25 to 35	87.2	17	36.2
22/10/2021	15:00	0	0	7	21	20	3	0	0	0	0	0	0	0	0	0	0	0	0	0	51	33.8	25 to 35	94.1	23	45.1
22/10/2021	16:00	2	2	11	20	17	2	0	0	0	0	0	0	0	0	0	0	0	0	0	54	33.2	25 to 35	88.9	19	35.2
22/10/2021	17:00	0	2	5	20	11	3	0	0	0	0	0	0	0	0	0	0	0	0	0	41	33.6	25 to 35	87.8	14	34.1
22/10/2021	18:00	0	0	8	21	15	2	0	0	0	0	0	0	0	0	0	0	0	0	0	46	33.3	25 to 35	95.7	17	37.0
22/10/2021	19:00	0	1	2	13	7	1	1	0	0	0	0	0	0	0	0	0	0	0	0	25	33.6	25 to 35	88.0	9	36.0
22/10/2021	20:00	0	0	2	7	2	2	0	1	0	0	0	0	0	0	0	0	0	0	0	14	37.5	25 to 35	78.6	5	35.7
22/10/2021	21:00	0	1	0	8	5	2	1	0	0	0	0	0	0	0	0	0	0	0	0	17	35	30 to 40	88.2	8	47.1
22/10/2021	22:00	0	0	2	3	4	2	0	0	0	0	0	0	0	0	0	0	0	0	0	11	35	25 to 35	81.8	6	54.5
22/10/2021	23:00	0	0	0	3	5	1	0	0	0	0	0	0	0	0	0	0	0	0	0	9	35	30 to 40	100.0	6	66.7
24 Hr Summary		4	16	66	226	176	44	6	1	0	0	0	0	0	0	0	0	0	0	0	539	34.1	25 to 35	86.8	227	42.1

Incoming Histogram

Hall Lane facing into the Village

from Sat-Sep-04-2021-05-00-PM to Wed-Dec-01-2021-02-59-PM

Date	Starting Hr:min	<15	15 to <20	20 to <25	25 to <30	30 to <35	35 to <40	40 to <45	45 to <50	50 to <55	55 to <60	60 to <65	65 to <70	70 to <75	75 to <80	80 to <85	85 to <90	90 to <95	95 to <100	100 to >105	Total Counts	85pct Speed	10MPH Pace	% in pace	# of Speeders	% Speeders
23/10/2021	00:00	0	0	0	2	2	2	0	0	0	0	0	0	0	0	0	0	0	0	0	6	37.5	30 to 40	100.0	4	66.7
23/10/2021	01:00	0	0	0	0	1	0	0	0	0	0	0	0	0	0	0	0	0	0	0	1	35	25 to 35	100.0	1	100.0
23/10/2021	02:00	0	0	0	0	0	1	1	0	0	0	0	0	0	0	0	0	0	0	0	2	45	35 to 45	100.0	2	100.0
23/10/2021	03:00	0	0	0	0	0	0	0	0	0	0	0	0	0	0	0	0	0	0	0	0	0	*	*	*	*
23/10/2021	04:00	0	0	0	1	1	0	0	1	0	0	0	0	0	0	0	0	0	0	0	3	50	25 to 35	66.7	2	66.7
23/10/2021	05:00	0	0	0	1	0	1	0	0	0	0	0	0	0	0	0	0	0	0	0	2	40	30 to 40	100.0	1	50.0
23/10/2021	06:00	0	0	1	2	2	1	0	0	0	0	0	0	0	0	0	0	0	0	0	6	35	25 to 35	83.3	3	50.0
23/10/2021	07:00	0	0	1	6	4	0	1	0	0	0	0	0	0	0	0	0	0	0	0	12	33.8	25 to 35	91.7	5	41.7
23/10/2021	08:00	0	1	4	5	16	1	1	0	0	0	0	0	0	0	0	0	0	0	0	28	34.4	25 to 35	89.3	18	64.3
23/10/2021	09:00	0	1	4	18	10	1	0	0	0	0	0	0	0	0	0	0	0	0	0	34	33	25 to 35	94.1	11	32.4
23/10/2021	10:00	0	1	5	22	13	1	0	0	0	0	0	0	0	0	0	0	0	0	0	42	33.1	25 to 35	95.2	14	33.3
23/10/2021	11:00	1	3	12	15	7	3	0	0	0	0	0	0	0	0	0	0	0	0	0	41	32.9	25 to 35	82.9	10	24.4
23/10/2021	12:00	1	2	12	26	16	3	0	0	0	0	0	0	0	0	0	0	0	0	0	60	33.1	25 to 35	90.0	19	31.7
23/10/2021	13:00	1	0	7	19	16	6	0	0	0	0	0	0	0	0	0	0	0	0	0	49	34.7	25 to 35	85.7	22	44.9
23/10/2021	14:00	0	1	10	20	8	2	0	0	0	0	0	0	0	0	0	0	0	0	0	41	32.5	25 to 35	92.7	10	24.4
23/10/2021	15:00	0	1	6	17	2	2	0	0	0	0	0	0	0	0	0	0	0	0	0	28	30	25 to 35	89.3	4	14.3
23/10/2021	16:00	1	4	5	21	11	2	0	0	0	0	0	0	0	0	0	0	0	0	0	44	32.7	25 to 35	84.1	13	29.5
23/10/2021	17:00	4	4	8	23	9	0	0	0	0	0	0	0	0	0	0	0	0	0	0	48	31.1	25 to 35	83.3	9	18.8
23/10/2021	18:00	0	2	1	13	11	3	0	0	0	0	0	0	0	0	0	0	0	0	0	30	34.5	30 to 40	90.0	14	46.7
23/10/2021	19:00	0	1	2	10	9	2	0	0	0	0	0	0	0	0	0	0	0	0	0	24	33.9	25 to 35	87.5	11	45.8
23/10/2021	20:00	0	1	4	7	9	0	0	0	0	0	0	0	0	0	0	0	0	0	0	21	33.3	25 to 35	95.2	9	42.9
23/10/2021	21:00	0	0	1	4	7	0	0	0	0	0	0	0	0	0	0	0	0	0	0	12	33.6	25 to 35	100.0	7	58.3
23/10/2021	22:00	0	0	0	5	3	1	0	0	0	0	0	0	0	0	0	0	0	0	0	9	35	30 to 40	100.0	4	44.4
23/10/2021	23:00	0	0	1	8	3	2	1	0	0	0	0	0	0	0	0	0	0	0	0	15	37.5	30 to 40	86.7	6	40.0
24 Hr Summary		8	22	84	245	160	34	4	1	0	0	0	0	0	0	0	0	0	0	0	558	33.6	25 to 35	87.6	199	35.7

Incoming Histogram

Hall Lane facing into the Village

from Sat-Sep-04-2021-05-00-PM to Wed-Dec-01-2021-02-59-PM

Date	Starting Hr:min	<15	15 to <20	20 to <25	25 to <30	30 to <35	35 to <40	40 to <45	45 to <50	50 to <55	55 to <60	60 to <65	65 to <70	70 to <75	75 to <80	80 to <85	85 to <90	90 to <95	95 to <100	100 to >105	Total Counts	85pct Speed	10MPH Pace	% in pace	# of Speeders	% Speeders
24/10/2021	00:00	0	1	1	3	4	0	0	0	0	0	0	0	0	0	0	0	0	0	0	9	33.8	25 to 35	88.9	4	44.4
24/10/2021	01:00	0	0	0	0	0	0	0	0	0	0	0	0	0	0	0	0	0	0	0	0	0	*	*	*	*
24/10/2021	02:00	0	0	0	0	0	0	0	0	0	0	0	0	0	0	0	0	0	0	0	0	0	*	*	*	*
24/10/2021	03:00	0	0	0	0	0	0	0	0	0	0	0	0	0	0	0	0	0	0	0	0	0	*	*	*	*
24/10/2021	04:00	0	0	0	0	0	0	0	0	0	0	0	0	0	0	0	0	0	0	0	0	0	*	*	*	*
24/10/2021	05:00	0	0	0	0	0	0	0	0	0	0	0	0	0	0	0	0	0	0	0	0	0	*	*	*	*
24/10/2021	06:00	0	0	1	1	1	2	0	0	0	0	0	0	0	0	0	0	0	0	0	5	37.5	30 to 40	80.0	3	60.0
24/10/2021	07:00	0	0	0	0	1	0	1	0	0	0	0	0	0	0	0	0	0	0	0	2	45	35 to 45	100.0	2	100.0
24/10/2021	08:00	0	0	1	9	3	3	0	0	0	0	0	0	0	0	0	0	0	0	0	16	36.7	30 to 40	93.8	6	37.5
24/10/2021	09:00	0	0	2	10	5	1	0	0	0	0	0	0	0	0	0	0	0	0	0	18	33	25 to 35	94.4	6	33.3
24/10/2021	10:00	0	2	4	10	4	0	1	0	0	0	0	0	0	0	0	0	0	0	0	21	32.5	25 to 35	85.7	5	23.8
24/10/2021	11:00	0	1	5	13	11	1	0	0	0	0	0	0	0	0	0	0	0	0	0	31	33.2	25 to 35	93.5	12	38.7
24/10/2021	12:00	0	1	5	19	11	3	1	0	0	0	0	0	0	0	0	0	0	0	0	40	34.1	25 to 35	87.5	15	37.5
24/10/2021	13:00	0	0	1	14	6	0	0	0	0	0	0	0	0	0	0	0	0	0	0	21	32.5	25 to 35	100.0	6	28.6
24/10/2021	14:00	1	0	10	14	9	1	0	0	0	0	0	0	0	0	0	0	0	0	0	35	32.8	25 to 35	94.3	10	28.6
24/10/2021	15:00	0	1	5	12	13	0	0	1	0	0	0	0	0	0	0	0	0	0	0	32	33.5	25 to 35	93.8	14	43.8
24/10/2021	16:00	0	1	6	15	15	2	0	0	0	0	0	0	0	0	0	0	0	0	0	39	33.7	25 to 35	92.3	17	43.6
24/10/2021	17:00	0	1	4	12	5	0	0	0	0	0	0	0	0	0	0	0	0	0	0	22	32	25 to 35	95.5	5	22.7
24/10/2021	18:00	0	0	2	9	7	1	0	0	0	0	0	0	0	0	0	0	0	0	0	19	33.6	25 to 35	94.7	8	42.1
24/10/2021	19:00	1	0	1	7	3	2	0	0	0	0	0	0	0	0	0	0	0	0	0	14	35	30 to 40	85.7	5	35.7
24/10/2021	20:00	0	0	1	3	3	0	1	0	0	0	0	0	0	0	0	0	0	0	0	8	35	25 to 35	87.5	4	50.0
24/10/2021	21:00	0	0	0	3	6	2	1	0	0	0	0	0	0	0	0	0	0	0	0	12	37.5	30 to 40	91.7	9	75.0
24/10/2021	22:00	0	0	0	0	1	2	0	0	0	0	0	0	0	0	0	0	0	0	0	3	40	30 to 40	100.0	3	100.0
24/10/2021	23:00	0	0	0	1	0	0	1	0	0	0	0	0	0	0	0	0	0	0	0	2	45	20 to 30	50.0	1	50.0
24 Hr Summary		2	8	49	155	108	20	6	1	0	0	0	0	0	0	0	0	0	0	0	349	33.8	25 to 35	89.4	135	38.7

Incoming Histogram

Hall Lane facing into the Village

from Sat-Sep-04-2021-05-00-PM to Wed-Dec-01-2021-02-59-PM

Date	Starting Hr:min	<15	15 to <20	20 to <25	25 to <30	30 to <35	35 to <40	40 to <45	45 to <50	50 to <55	55 to <60	60 to <65	65 to <70	70 to <75	75 to <80	80 to <85	85 to <90	90 to <95	95 to <100	100 to >105	Total Counts	85pct Speed	10MPH Pace	% in pace	# of Speeders	% Speeders
25/10/2021	00:00	0	0	0	1	2	0	0	0	0	0	0	0	0	0	0	0	0	0	0	3	35	25 to 35	100.0	2	66.7
25/10/2021	01:00	0	0	0	2	0	1	0	0	0	0	0	0	0	0	0	0	0	0	0	3	40	30 to 40	100.0	1	33.3
25/10/2021	02:00	0	0	0	0	0	0	0	0	0	0	0	0	0	0	0	0	0	0	0	0	0	*	*	*	*
25/10/2021	03:00	0	0	0	0	0	0	0	0	0	0	0	0	0	0	0	0	0	0	0	0	0	*	*	*	*
25/10/2021	04:00	0	0	0	0	1	0	0	0	0	0	0	0	0	0	0	0	0	0	0	1	35	25 to 35	100.0	1	100.0
25/10/2021	05:00	0	0	0	2	0	1	0	0	0	0	0	0	0	0	0	0	0	0	0	3	40	30 to 40	100.0	1	33.3
25/10/2021	06:00	0	0	0	1	1	0	1	0	0	0	0	0	0	0	0	0	0	0	0	3	45	25 to 35	66.7	2	66.7
25/10/2021	07:00	0	0	1	6	10	2	2	0	0	0	0	0	0	0	0	0	0	0	0	21	37.5	30 to 40	85.7	14	66.7
25/10/2021	08:00	0	0	1	9	2	5	0	0	0	0	0	0	0	0	0	0	0	0	0	17	37	30 to 40	94.1	7	41.2
25/10/2021	09:00	0	1	5	16	4	0	0	0	0	0	0	0	0	0	0	0	0	0	0	26	30	25 to 35	96.2	4	15.4
25/10/2021	10:00	1	0	3	18	5	0	1	0	0	0	0	0	0	0	0	0	0	0	0	28	32	25 to 35	92.9	6	21.4
25/10/2021	11:00	3	2	10	21	7	1	0	0	0	0	0	0	0	0	0	0	0	0	0	44	30.7	25 to 35	86.4	8	18.2
25/10/2021	12:00	5	1	7	18	12	3	1	0	0	0	0	0	0	0	0	0	0	0	0	47	33.8	25 to 35	78.7	16	34.0
25/10/2021	13:00	3	3	9	16	2	2	0	0	0	0	0	0	0	0	0	0	0	0	0	35	29.7	20 to 30	80.0	4	11.4
25/10/2021	14:00	0	1	6	18	6	3	0	0	0	0	0	0	0	0	0	0	0	0	0	34	33.3	25 to 35	88.2	9	26.5
25/10/2021	15:00	0	0	4	18	11	2	2	0	0	0	0	0	0	0	0	0	0	0	0	37	34.1	25 to 35	89.2	15	40.5
25/10/2021	16:00	0	3	6	19	9	6	0	0	0	0	0	0	0	0	0	0	0	0	0	43	35	25 to 35	79.1	15	34.9
25/10/2021	17:00	0	0	6	23	22	3	0	0	0	0	0	0	0	0	0	0	0	0	0	54	33.9	25 to 35	94.4	25	46.3
25/10/2021	18:00	0	2	10	20	12	4	1	0	0	0	0	0	0	0	0	0	0	0	0	49	34.2	25 to 35	85.7	17	34.7
25/10/2021	19:00	0	0	4	6	4	2	0	0	0	0	0	0	0	0	0	0	0	0	0	16	35	25 to 35	87.5	6	37.5
25/10/2021	20:00	0	2	4	5	2	3	0	0	0	0	0	0	0	0	0	0	0	0	0	16	36.7	20 to 30	68.8	5	31.3
25/10/2021	21:00	0	0	2	3	4	1	0	0	0	0	0	0	0	0	0	0	0	0	0	10	33.8	25 to 35	90.0	5	50.0
25/10/2021	22:00	0	0	2	2	2	1	1	0	0	0	0	0	0	0	0	0	0	0	0	8	40	25 to 35	75.0	4	50.0
25/10/2021	23:00	0	0	1	1	1	0	0	0	0	0	0	0	0	0	0	0	0	0	0	3	35	25 to 35	100.0	1	33.3
24 Hr Summary		12	15	81	225	119	40	9	0	0	0	0	0	0	0	0	0	0	0	0	501	33.9	25 to 35	84.8	168	33.5

Incoming Histogram

Hall Lane facing into the Village

from Sat-Sep-04-2021-05-00-PM to Wed-Dec-01-2021-02-59-PM

Date	Starting Hr:min	<15	15 to <20	20 to <25	25 to <30	30 to <35	35 to <40	40 to <45	45 to <50	50 to <55	55 to <60	60 to <65	65 to <70	70 to <75	75 to <80	80 to <85	85 to <90	90 to <95	95 to <100	100 to >105	Total Counts	85pct Speed	10MPH Pace	% in pace	# of Speeders	% Speeders
26/10/2021	00:00	0	0	0	1	0	0	0	0	0	0	0	0	0	0	0	0	0	0	0	1	30	20 to 30	100.0	*	*
26/10/2021	01:00	0	0	0	1	0	1	0	0	0	0	0	0	0	0	0	0	0	0	0	2	40	30 to 40	100.0	1	50.0
26/10/2021	02:00	0	0	0	0	0	0	0	0	0	0	0	0	0	0	0	0	0	0	0	0	0	*	*	*	*
26/10/2021	03:00	0	0	0	0	0	0	0	0	0	0	0	0	0	0	0	0	0	0	0	0	0	*	*	*	*
26/10/2021	04:00	0	0	0	1	1	0	0	0	0	0	0	0	0	0	0	0	0	0	0	2	35	25 to 35	100.0	1	50.0
26/10/2021	05:00	0	0	0	3	1	2	0	0	0	0	0	0	0	0	0	0	0	0	0	6	37.5	30 to 40	100.0	3	50.0
26/10/2021	06:00	0	0	1	2	0	0	0	0	0	0	0	0	0	0	0	0	0	0	0	3	30	20 to 30	100.0	*	*
26/10/2021	07:00	0	0	1	9	2	4	0	0	0	0	0	0	0	0	0	0	0	0	0	16	37.5	30 to 40	93.8	6	37.5
26/10/2021	08:00	0	1	5	9	7	1	0	0	0	0	0	0	0	0	0	0	0	0	0	23	33.6	25 to 35	91.3	8	34.8
26/10/2021	09:00	0	0	4	13	8	3	0	0	0	0	0	0	0	0	0	0	0	0	0	28	34.4	25 to 35	89.3	11	39.3
26/10/2021	10:00	1	3	11	14	6	0	0	0	0	0	0	0	0	0	0	0	0	0	0	35	30.8	25 to 35	88.6	6	17.1
26/10/2021	11:00	2	4	7	12	3	0	0	0	0	0	0	0	0	0	0	0	0	0	0	28	29.6	20 to 30	82.1	3	10.7
26/10/2021	12:00	1	0	11	18	9	2	0	0	0	0	0	0	0	0	0	0	0	0	0	41	32.8	25 to 35	92.7	11	26.8
26/10/2021	13:00	3	6	14	13	4	2	0	0	0	0	0	0	0	0	0	0	0	0	0	42	30	20 to 30	78.6	6	14.3
26/10/2021	14:00	3	0	4	12	6	0	0	0	0	0	0	0	0	0	0	0	0	0	0	25	31.7	25 to 35	88.0	6	24.0
26/10/2021	15:00	2	1	10	15	13	1	0	0	0	0	0	0	0	0	0	0	0	0	0	42	33.1	25 to 35	90.5	14	33.3
26/10/2021	16:00	0	3	7	15	12	5	1	0	0	0	0	0	0	0	0	0	0	0	0	43	35	25 to 35	79.1	18	41.9
26/10/2021	17:00	0	2	8	21	22	5	0	0	0	0	0	0	0	0	0	0	0	0	0	58	34.1	25 to 35	87.9	27	46.6
26/10/2021	18:00	0	2	6	19	10	2	0	2	0	0	0	0	0	0	0	0	0	0	0	41	34	25 to 35	85.4	14	34.1
26/10/2021	19:00	1	0	4	5	9	3	0	0	0	0	0	0	0	0	0	0	0	0	0	22	35	25 to 35	81.8	12	54.5
26/10/2021	20:00	0	0	1	4	3	2	1	0	0	0	0	0	0	0	0	0	0	0	0	11	37.5	30 to 40	81.8	6	54.5
26/10/2021	21:00	0	0	1	4	7	1	0	0	0	0	0	0	0	0	0	0	0	0	0	13	34.3	25 to 35	92.3	8	61.5
26/10/2021	22:00	0	0	1	1	1	2	2	0	0	0	0	0	0	0	0	0	0	0	0	7	42.5	35 to 45	71.4	5	71.4
26/10/2021	23:00	0	0	0	1	1	1	0	0	0	0	0	0	0	0	0	0	0	0	0	3	40	30 to 40	100.0	2	66.7
24 Hr Summary		13	22	96	193	125	37	4	2	0	0	0	0	0	0	0	0	0	0	0	492	33.8	25 to 35	84.1	168	34.1

Incoming Histogram

Hall Lane facing into the Village

from Sat-Sep-04-2021-05-00-PM to Wed-Dec-01-2021-02-59-PM

Date	Starting Hr:min	<15	15 to <20	20 to <25	25 to <30	30 to <35	35 to <40	40 to <45	45 to <50	50 to <55	55 to <60	60 to <65	65 to <70	70 to <75	75 to <80	80 to <85	85 to <90	90 to <95	95 to <100	100 to >105	Total Counts	85pct Speed	10MPH Pace	% in pace	# of Speeders	% Speeders	
27/10/2021	00:00	0	0	0	1	1	0	0	0	0	0	0	0	0	0	0	0	0	0	0	2	35	25 to 35	100.0	1	50.0	
27/10/2021	01:00	0	0	0	0	0	1	0	0	0	0	0	0	0	0	0	0	0	0	0	1	40	30 to 40	100.0	1	100.0	
27/10/2021	02:00	0	0	0	0	0	0	0	0	0	0	0	0	0	0	0	0	0	0	0	0	0	*	*	*	*	
27/10/2021	03:00	0	0	0	0	0	0	0	0	0	0	0	0	0	0	0	0	0	0	0	0	0	0	*	*	*	*
27/10/2021	04:00	0	0	0	0	1	1	0	0	0	0	0	0	0	0	0	0	0	0	0	2	40	30 to 40	100.0	2	100.0	
27/10/2021	05:00	0	0	0	3	0	2	1	0	0	0	0	0	0	0	0	0	0	0	0	6	40	30 to 40	83.3	3	50.0	
27/10/2021	06:00	0	0	1	0	2	2	0	0	0	0	0	0	0	0	0	0	0	0	0	5	37.5	30 to 40	80.0	4	80.0	
27/10/2021	07:00	0	0	2	12	6	1	0	0	0	0	0	0	0	0	0	0	0	0	0	21	33.3	25 to 35	95.2	7	33.3	
27/10/2021	08:00	0	1	1	14	7	3	2	0	0	0	0	0	0	0	0	0	0	0	0	28	36.7	30 to 40	85.7	12	42.9	
27/10/2021	09:00	1	3	4	11	13	3	0	0	0	0	0	0	0	0	0	0	0	0	0	35	34.2	25 to 35	80.0	16	45.7	
27/10/2021	10:00	4	1	5	14	5	1	1	0	0	0	0	0	0	0	0	0	0	0	0	31	32	25 to 35	77.4	7	22.6	
27/10/2021	11:00	3	3	11	11	6	0	0	0	0	0	0	0	0	0	0	0	0	0	0	34	30.8	25 to 35	82.4	6	17.6	
27/10/2021	12:00	3	1	8	19	6	1	0	0	0	0	0	0	0	0	0	0	0	0	0	38	30.8	25 to 35	86.8	7	18.4	
27/10/2021	13:00	1	3	9	22	8	2	0	0	0	0	0	0	0	0	0	0	0	0	0	45	31.9	25 to 35	86.7	10	22.2	
27/10/2021	14:00	0	1	10	19	8	4	0	0	0	0	0	0	0	0	0	0	0	0	0	42	33.8	25 to 35	88.1	12	28.6	
27/10/2021	15:00	2	0	7	17	7	1	0	0	0	0	0	0	0	0	0	0	0	0	0	34	32.1	25 to 35	91.2	8	23.5	
27/10/2021	16:00	2	4	9	16	11	1	1	0	0	0	0	0	0	0	0	0	0	0	0	44	32.7	25 to 35	81.8	13	29.5	
27/10/2021	17:00	1	2	12	26	10	1	2	0	0	0	0	0	0	0	0	0	0	0	0	54	32.5	25 to 35	88.9	13	24.1	
27/10/2021	18:00	0	3	6	27	17	1	0	0	0	0	0	0	0	0	0	0	0	0	0	54	32.9	25 to 35	92.6	18	33.3	
27/10/2021	19:00	0	0	3	8	6	3	1	0	0	0	0	0	0	0	0	0	0	0	0	21	36.7	25 to 35	81.0	10	47.6	
27/10/2021	20:00	0	1	1	6	3	0	0	1	0	0	0	0	0	0	0	0	0	0	0	12	33.3	25 to 35	83.3	4	33.3	
27/10/2021	21:00	0	0	0	3	2	0	0	0	1	0	0	0	0	0	0	0	0	0	0	6	35	25 to 35	83.3	3	50.0	
27/10/2021	22:00	0	0	0	4	2	1	0	0	0	0	0	0	0	0	0	0	0	0	0	7	35	30 to 40	100.0	3	42.9	
27/10/2021	23:00	0	0	0	0	2	1	0	0	0	0	0	0	0	0	0	0	0	0	0	3	40	30 to 40	100.0	3	100.0	
24 Hr Summary		17	23	89	233	123	30	8	1	1	0	0	0	0	0	0	0	0	0	0	525	33.4	25 to 35	84.8	163	31.0	

Incoming Histogram

Hall Lane facing into the Village

from Sat-Sep-04-2021-05-00-PM to Wed-Dec-01-2021-02-59-PM

Date	Starting Hr:min	<15	15 to <20	20 to <25	25 to <30	30 to <35	35 to <40	40 to <45	45 to <50	50 to <55	55 to <60	60 to <65	65 to <70	70 to <75	75 to <80	80 to <85	85 to <90	90 to <95	95 to <100	100 to >105	Total Counts	85pct Speed	10MPH Pace	% in pace	# of Speeders	% Speeders
28/10/2021	00:00	0	0	0	0	0	0	0	0	0	0	0	0	0	0	0	0	0	0	0	0	0	*	*	*	*
28/10/2021	01:00	0	0	0	0	0	0	0	0	0	0	0	0	0	0	0	0	0	0	0	0	0	*	*	*	*
28/10/2021	02:00	0	0	0	1	2	0	0	0	0	0	0	0	0	0	0	0	0	0	0	3	35	25 to 35	100.0	2	66.7
28/10/2021	03:00	0	0	0	0	1	0	0	0	0	0	0	0	0	0	0	0	0	0	0	1	35	25 to 35	100.0	1	100.0
28/10/2021	04:00	0	0	1	1	0	0	0	0	0	0	0	0	0	0	0	0	0	0	0	2	30	20 to 30	100.0	*	*
28/10/2021	05:00	0	0	1	2	3	1	0	0	0	0	0	0	0	0	0	0	0	0	0	7	35	25 to 35	85.7	4	57.1
28/10/2021	06:00	0	0	0	5	2	1	0	0	0	0	0	0	0	0	0	0	0	0	0	8	35	30 to 40	100.0	3	37.5
28/10/2021	07:00	0	1	5	5	2	0	0	0	0	0	0	0	0	0	0	0	0	0	0	13	30	25 to 35	92.3	2	15.4
28/10/2021	08:00	0	2	6	5	1	0	0	0	0	0	0	0	0	0	0	0	0	0	0	14	29	20 to 30	92.9	1	7.1
28/10/2021	09:00	6	9	12	5	0	0	0	0	0	0	0	0	0	0	0	0	0	0	0	32	25	15 to 25	81.3	*	*
28/10/2021	10:00	1	3	7	5	3	0	0	0	0	0	0	0	0	0	0	0	0	0	0	19	30	20 to 30	78.9	3	15.8
28/10/2021	11:00	0	3	17	13	1	0	0	0	0	0	0	0	0	0	0	0	0	0	0	34	28.5	20 to 30	97.1	1	2.9
28/10/2021	12:00	2	9	18	12	2	0	0	0	0	0	0	0	0	0	0	0	0	0	0	43	28.3	20 to 30	90.7	2	4.7
28/10/2021	13:00	2	6	13	7	3	1	0	0	0	0	0	0	0	0	0	0	0	0	0	32	29.3	20 to 30	81.3	4	12.5
28/10/2021	14:00	4	12	16	7	1	0	0	0	0	0	0	0	0	0	0	0	0	0	0	40	26.4	20 to 30	87.5	1	2.5
28/10/2021	15:00	1	8	15	10	3	0	0	0	0	0	0	0	0	0	0	0	0	0	0	37	28.5	20 to 30	89.2	3	8.1
28/10/2021	16:00	2	9	14	7	2	0	0	0	0	0	0	0	0	0	0	0	0	0	0	34	27.9	20 to 30	88.2	2	5.9
28/10/2021	17:00	0	5	16	16	8	0	0	0	0	0	0	0	0	0	0	0	0	0	0	45	30.6	25 to 35	88.9	8	17.8
28/10/2021	18:00	0	5	12	10	3	0	1	0	0	0	0	0	0	0	0	0	0	0	0	31	29.5	20 to 30	87.1	4	12.9
28/10/2021	19:00	1	1	14	7	6	1	0	0	0	0	0	0	0	0	0	0	0	0	0	30	32.5	25 to 35	90.0	7	23.3
28/10/2021	20:00	0	4	7	4	3	0	1	0	0	0	0	0	0	0	0	0	0	0	0	19	31.7	20 to 30	78.9	4	21.1
28/10/2021	21:00	0	2	0	1	1	1	0	0	0	0	0	0	0	0	0	0	0	0	0	5	35	20 to 30	60.0	2	40.0
28/10/2021	22:00	0	1	2	3	1	0	0	0	0	0	0	0	0	0	0	0	0	0	0	7	30	20 to 30	85.7	1	14.3
28/10/2021	23:00	0	0	0	2	0	0	0	0	0	0	0	0	0	0	0	0	0	0	0	2	30	20 to 30	100.0	*	*
24 Hr Summary		19	80	176	128	48	5	2	0	0	0	0	0	0	0	0	0	0	0	0	458	29.5	20 to 30	83.8	55	12.0

Incoming Histogram

Hall Lane facing into the Village

from Sat-Sep-04-2021-05-00-PM to Wed-Dec-01-2021-02-59-PM

Date	Starting Hr:min	<15	15 to <20	20 to <25	25 to <30	30 to <35	35 to <40	40 to <45	45 to <50	50 to <55	55 to <60	60 to <65	65 to <70	70 to <75	75 to <80	80 to <85	85 to <90	90 to <95	95 to <100	100 to >105	Total Counts	85pct Speed	10MPH Pace	% in pace	# of Speeders	% Speeders
29/10/2021	00:00	0	0	1	2	0	0	0	0	0	0	0	0	0	0	0	0	0	0	0	3	30	20 to 30	100.0	*	*
29/10/2021	01:00	0	0	1	0	0	0	0	0	0	0	0	0	0	0	0	0	0	0	0	1	25	15 to 25	100.0	*	*
29/10/2021	02:00	0	0	0	0	1	0	0	0	0	0	0	0	0	0	0	0	0	0	0	1	35	25 to 35	100.0	1	100.0
29/10/2021	03:00	0	0	0	1	0	0	0	0	0	0	0	0	0	0	0	0	0	0	0	1	30	20 to 30	100.0	*	*
29/10/2021	04:00	0	0	1	0	0	0	0	1	0	0	0	0	0	0	0	0	0	0	0	2	50	15 to 25	50.0	1	50.0
29/10/2021	05:00	0	0	1	2	1	1	0	0	0	0	0	0	0	0	0	0	0	0	0	5	35	25 to 35	80.0	2	40.0
29/10/2021	06:00	1	0	3	2	0	0	0	0	0	0	0	0	0	0	0	0	0	0	0	6	27.5	20 to 30	83.3	*	*
29/10/2021	07:00	0	0	6	4	1	0	0	0	0	0	0	0	0	0	0	0	0	0	0	11	28.8	25 to 35	100.0	1	9.1
29/10/2021	08:00	1	2	9	4	3	0	0	0	0	0	0	0	0	0	0	0	0	0	0	19	30	25 to 35	84.2	3	15.8
29/10/2021	09:00	2	2	15	9	1	0	0	0	0	0	0	0	0	0	0	0	0	0	0	29	28.3	20 to 30	89.7	1	3.4
29/10/2021	10:00	4	0	10	7	1	0	0	0	0	0	0	0	0	0	0	0	0	0	0	22	28.6	25 to 35	81.8	1	4.5
29/10/2021	11:00	2	5	13	9	1	0	0	0	0	0	0	0	0	0	0	0	0	0	0	30	28.3	20 to 30	90.0	1	3.3
29/10/2021	12:00	0	4	14	9	1	0	0	0	0	0	0	0	0	0	0	0	0	0	0	28	28.3	20 to 30	96.4	1	3.6
29/10/2021	13:00	1	2	27	10	0	0	0	0	0	0	0	0	0	0	0	0	0	0	0	40	27	20 to 30	97.5	*	*
29/10/2021	14:00	2	7	10	3	1	0	0	0	0	0	0	0	0	0	0	0	0	0	0	23	26.7	20 to 30	87.0	1	4.3
29/10/2021	15:00	2	5	16	12	2	0	0	0	0	0	0	0	0	0	0	0	0	0	0	37	28.3	20 to 30	89.2	2	5.4
29/10/2021	16:00	2	2	18	20	4	1	0	0	0	0	0	0	0	0	0	0	0	0	0	47	29.5	25 to 35	89.4	5	10.6
29/10/2021	17:00	2	2	15	14	8	0	0	0	0	0	0	0	0	0	0	0	0	0	0	41	31.2	25 to 35	90.2	8	19.5
29/10/2021	18:00	0	8	24	6	1	0	0	0	0	0	0	0	0	0	0	0	0	0	0	39	25.8	20 to 30	97.4	1	2.6
29/10/2021	19:00	0	1	15	18	4	0	0	0	0	0	0	0	0	0	0	0	0	0	0	38	29.4	25 to 35	97.4	4	10.5
29/10/2021	20:00	0	3	6	5	2	0	0	0	0	0	0	0	0	0	0	0	0	0	0	16	30	20 to 30	87.5	2	12.5
29/10/2021	21:00	0	0	7	8	2	1	0	0	0	0	0	0	0	0	0	0	0	0	0	18	30	25 to 35	94.4	3	16.7
29/10/2021	22:00	0	0	5	6	1	1	0	0	0	0	0	0	0	0	0	0	0	0	0	13	30	25 to 35	92.3	2	15.4
29/10/2021	23:00	0	0	2	1	3	0	0	0	0	0	0	0	0	0	0	0	0	0	0	6	33.3	25 to 35	100.0	3	50.0
24 Hr Summary		19	43	219	152	38	4	0	1	0	0	0	0	0	0	0	0	0	0	0	476	29.1	20 to 30	87.0	43	9.0

Incoming Histogram

Hall Lane facing into the Village

from Sat-Sep-04-2021-05-00-PM to Wed-Dec-01-2021-02-59-PM

Date	Starting Hr:min	<15	15 to <20	20 to <25	25 to <30	30 to <35	35 to <40	40 to <45	45 to <50	50 to <55	55 to <60	60 to <65	65 to <70	70 to <75	75 to <80	80 to <85	85 to <90	90 to <95	95 to <100	100 to >105	Total Counts	85pct Speed	10MPH Pace	% in pace	# of Speeders	% Speeders	
30/10/2021	00:00	0	0	1	0	0	0	1	0	0	0	0	0	0	0	0	0	0	0	0	2	45	15 to 25	50.0	1	50.0	
30/10/2021	01:00	0	0	0	2	0	1	0	0	0	0	0	0	0	0	0	0	0	0	0	3	40	30 to 40	100.0	1	33.3	
30/10/2021	02:00	0	0	0	0	0	0	0	0	0	0	0	0	0	0	0	0	0	0	0	0	0	*	*	*	*	
30/10/2021	03:00	0	0	0	0	0	0	0	0	0	0	0	0	0	0	0	0	0	0	0	0	0	0	*	*	*	*
30/10/2021	04:00	0	0	0	0	2	0	0	1	0	0	0	0	0	0	0	0	0	0	0	3	50	25 to 35	66.7	3	100.0	
30/10/2021	05:00	0	0	1	0	0	0	0	0	0	0	0	0	0	0	0	0	0	0	0	1	25	15 to 25	100.0	*	*	
30/10/2021	06:00	0	0	1	1	0	0	0	0	0	0	0	0	0	0	0	0	0	0	0	2	30	20 to 30	100.0	*	*	
30/10/2021	07:00	0	0	1	2	1	0	0	0	0	0	0	0	0	0	0	0	0	0	0	4	30	25 to 35	100.0	1	25.0	
30/10/2021	08:00	0	0	5	4	2	0	0	0	0	0	0	0	0	0	0	0	0	0	0	11	30	25 to 35	100.0	2	18.2	
30/10/2021	09:00	0	4	3	4	2	0	0	0	0	0	0	0	0	0	0	0	0	0	0	13	30	20 to 30	84.6	2	15.4	
30/10/2021	10:00	0	2	19	6	2	0	0	0	0	0	0	0	0	0	0	0	0	0	0	29	28.3	20 to 30	93.1	2	6.9	
30/10/2021	11:00	0	4	5	10	2	2	0	0	0	0	0	0	0	0	0	0	0	0	0	23	32.5	20 to 30	82.6	4	17.4	
30/10/2021	12:00	0	3	7	18	8	1	0	0	0	0	0	0	0	0	0	0	0	0	0	37	31.9	25 to 35	89.2	9	24.3	
30/10/2021	13:00	2	4	8	13	10	2	0	0	0	0	0	0	0	0	0	0	0	0	0	39	33	25 to 35	79.5	12	30.8	
30/10/2021	14:00	1	3	6	13	10	2	0	0	0	0	0	0	0	0	0	0	0	0	0	35	33.5	25 to 35	82.9	12	34.3	
30/10/2021	15:00	0	2	3	17	17	3	0	0	0	0	0	0	0	0	0	0	0	0	0	42	34.1	25 to 35	88.1	20	47.6	
30/10/2021	16:00	1	3	5	13	14	0	1	0	0	0	0	0	0	0	0	0	0	0	0	37	33.2	25 to 35	86.5	15	40.5	
30/10/2021	17:00	0	0	2	14	18	4	1	0	0	0	0	0	0	0	0	0	0	0	0	39	34.7	30 to 40	92.3	23	59.0	
30/10/2021	18:00	1	2	7	17	11	3	0	0	0	0	0	0	0	0	0	0	0	0	0	41	33.6	25 to 35	85.4	14	34.1	
30/10/2021	19:00	0	0	3	7	11	1	2	0	0	0	0	0	0	0	0	0	0	0	0	24	34.5	25 to 35	87.5	14	58.3	
30/10/2021	20:00	0	0	3	8	7	2	1	0	0	0	0	0	0	0	0	0	0	0	0	21	35	25 to 35	85.7	10	47.6	
30/10/2021	21:00	0	0	1	4	5	1	1	0	0	0	0	0	0	0	0	0	0	0	0	12	35	25 to 35	83.3	7	58.3	
30/10/2021	22:00	0	0	2	4	3	0	0	0	0	0	0	0	0	0	0	0	0	0	0	9	33.3	25 to 35	100.0	3	33.3	
30/10/2021	23:00	0	0	2	3	2	6	0	0	0	0	0	0	0	0	0	0	0	0	0	13	38.3	30 to 40	84.6	8	61.5	
24 Hr Summary		5	27	85	160	127	28	7	1	0	0	0	0	0	0	0	0	0	0	0	440	33.8	25 to 35	84.5	163	37.0	

Incoming Histogram

Hall Lane facing into the Village

from Sat-Sep-04-2021-05-00-PM to Wed-Dec-01-2021-02-59-PM

Date	Starting Hr:min	<15	15 to <20	20 to <25	25 to <30	30 to <35	35 to <40	40 to <45	45 to <50	50 to <55	55 to <60	60 to <65	65 to <70	70 to <75	75 to <80	80 to <85	85 to <90	90 to <95	95 to <100	100 to >105	Total Counts	85pct Speed	10MPH Pace	% in pace	# of Speeders	% Speeders
31/10/2021	00:00	0	0	2	2	1	0	0	0	0	0	0	0	0	0	0	0	0	0	0	5	30	25 to 35	100.0	1	20.0
31/10/2021	01:00	0	0	0	1	3	1	0	0	0	0	0	0	0	0	0	0	0	0	0	5	35	30 to 40	100.0	4	80.0
31/10/2021	02:00	0	0	0	0	1	0	0	0	0	0	0	0	0	0	0	0	0	0	0	1	35	25 to 35	100.0	1	100.0
31/10/2021	03:00	0	0	0	0	0	0	0	0	0	0	0	0	0	0	0	0	0	0	0	0	0	*	*	*	*
31/10/2021	04:00	0	0	0	0	0	1	0	0	0	0	0	0	0	0	0	0	0	0	0	1	40	30 to 40	100.0	1	100.0
31/10/2021	05:00	0	0	0	0	0	0	0	0	0	0	0	0	0	0	0	0	0	0	0	0	0	*	*	*	*
31/10/2021	06:00	0	0	0	1	1	0	0	0	0	0	0	0	0	0	0	0	0	0	0	2	35	25 to 35	100.0	1	50.0
31/10/2021	07:00	0	0	2	1	1	0	0	0	0	0	0	0	0	0	0	0	0	0	0	4	30	25 to 35	100.0	1	25.0
31/10/2021	08:00	0	0	0	2	2	2	0	0	0	0	0	0	0	0	0	0	0	0	0	6	37.5	30 to 40	100.0	4	66.7
31/10/2021	09:00	0	0	2	2	2	1	0	0	0	0	0	0	0	0	0	0	0	0	0	7	35	25 to 35	85.7	3	42.9
31/10/2021	10:00	0	0	6	12	4	2	0	0	0	0	0	0	0	0	0	0	0	0	0	24	32.5	25 to 35	91.7	6	25.0
31/10/2021	11:00	0	0	7	11	6	2	1	0	0	0	0	0	0	0	0	0	0	0	0	27	34.2	25 to 35	88.9	9	33.3
31/10/2021	12:00	0	0	1	19	18	0	0	0	0	0	0	0	0	0	0	0	0	0	0	38	33.3	25 to 35	100.0	18	47.4
31/10/2021	13:00	0	1	8	14	12	1	2	0	0	0	0	0	0	0	0	0	0	0	0	38	33.8	25 to 35	89.5	15	39.5
31/10/2021	14:00	0	0	1	12	13	2	0	0	0	0	0	0	0	0	0	0	0	0	0	28	34.2	30 to 40	96.4	15	53.6
31/10/2021	15:00	1	2	5	7	7	4	0	0	0	0	0	0	0	0	0	0	0	0	0	26	35	25 to 35	73.1	11	42.3
31/10/2021	16:00	0	0	2	11	17	5	0	0	0	0	0	0	0	0	0	0	0	0	0	35	35	30 to 40	94.3	22	62.9
31/10/2021	17:00	1	3	5	22	11	2	1	0	0	0	0	0	0	0	0	0	0	0	0	45	33.2	25 to 35	84.4	14	31.1
31/10/2021	18:00	1	2	7	14	6	3	0	0	0	0	0	0	0	0	0	0	0	0	0	33	33.3	25 to 35	81.8	9	27.3
31/10/2021	19:00	0	1	3	8	10	1	0	0	0	0	0	0	0	0	0	0	0	0	0	23	34	25 to 35	91.3	11	47.8
31/10/2021	20:00	0	0	6	7	4	1	0	1	0	0	0	0	0	0	0	0	0	0	0	19	33.8	25 to 35	89.5	6	31.6
31/10/2021	21:00	0	1	1	11	3	1	0	0	0	0	0	0	0	0	0	0	0	0	0	17	31.7	25 to 35	88.2	4	23.5
31/10/2021	22:00	0	0	1	2	5	3	0	0	0	0	0	0	0	0	0	0	0	0	0	11	36.7	30 to 40	90.9	8	72.7
31/10/2021	23:00	0	0	2	1	3	0	0	0	0	0	0	0	0	0	0	0	0	0	0	6	33.3	25 to 35	100.0	3	50.0
24 Hr Summary		3	10	61	160	130	32	4	1	0	0	0	0	0	0	0	0	0	0	0	401	34.1	25 to 35	87.5	167	41.6

Incoming Histogram

Hall Lane facing into the Village

from Sat-Sep-04-2021-05-00-PM to Wed-Dec-01-2021-02-59-PM

Date	Starting Hr:min	<15	15 to <20	20 to <25	25 to <30	30 to <35	35 to <40	40 to <45	45 to <50	50 to <55	55 to <60	60 to <65	65 to <70	70 to <75	75 to <80	80 to <85	85 to <90	90 to <95	95 to <100	100 to >105	Total Counts	85pct Speed	10MPH Pace	% in pace	# of Speeders	% Speeders	
01/11/2021	00:00	0	0	0	1	1	0	0	0	0	0	0	0	0	0	0	0	0	0	0	2	35	25 to 35	100.0	1	50.0	
01/11/2021	01:00	0	0	0	1	1	1	0	0	0	0	0	0	0	0	0	0	0	0	0	3	40	30 to 40	100.0	2	66.7	
01/11/2021	02:00	0	0	0	0	0	0	1	0	0	0	0	0	0	0	0	0	0	0	0	1	45	35 to 45	100.0	1	100.0	
01/11/2021	03:00	0	0	0	0	0	0	0	0	0	0	0	0	0	0	0	0	0	0	0	0	0	0	*	*	*	*
01/11/2021	04:00	0	0	0	0	1	0	0	0	0	0	0	0	0	0	0	0	0	0	0	1	35	25 to 35	100.0	1	100.0	
01/11/2021	05:00	0	0	0	0	0	1	0	0	0	0	0	0	0	0	0	0	0	0	0	1	40	30 to 40	100.0	1	100.0	
01/11/2021	06:00	0	0	0	2	3	2	1	0	0	0	0	0	0	0	0	0	0	0	0	8	40	30 to 40	87.5	6	75.0	
01/11/2021	07:00	0	0	0	1	1	2	0	0	0	0	0	0	0	0	0	0	0	0	0	4	37.5	30 to 40	100.0	3	75.0	
01/11/2021	08:00	1	1	3	8	9	1	1	0	0	0	0	0	0	0	0	0	0	0	0	24	33.9	25 to 35	83.3	11	45.8	
01/11/2021	09:00	1	2	1	15	18	2	0	0	0	0	0	0	0	0	0	0	0	0	0	39	33.9	30 to 40	89.7	20	51.3	
01/11/2021	10:00	6	5	9	9	4	0	0	0	0	0	0	0	0	0	0	0	0	0	0	33	29.4	20 to 30	69.7	4	12.1	
01/11/2021	11:00	3	15	8	12	3	0	0	0	0	0	0	0	0	0	0	0	0	0	0	41	28.8	20 to 30	85.4	3	7.3	
01/11/2021	12:00	3	1	8	19	7	3	0	0	0	0	0	0	0	0	0	0	0	0	0	41	32.9	25 to 35	82.9	10	24.4	
01/11/2021	13:00	6	4	6	16	8	2	0	0	0	0	0	0	0	0	0	0	0	0	0	42	32.5	25 to 35	71.4	10	23.8	
01/11/2021	14:00	2	2	11	17	5	1	0	0	0	0	0	0	0	0	0	0	0	0	0	38	30	25 to 35	86.8	6	15.8	
01/11/2021	15:00	2	4	11	18	10	2	0	0	0	0	0	0	0	0	0	0	0	0	0	47	32.5	25 to 35	83.0	12	25.5	
01/11/2021	16:00	2	2	8	26	11	2	0	0	0	0	0	0	0	0	0	0	0	0	0	51	32.3	25 to 35	88.2	13	25.5	
01/11/2021	17:00	2	3	8	21	12	3	0	0	0	0	0	0	0	0	0	0	0	0	0	49	33.3	25 to 35	83.7	15	30.6	
01/11/2021	18:00	0	0	4	14	19	4	0	0	0	0	0	0	0	0	0	0	0	0	0	41	34.5	25 to 35	90.2	23	56.1	
01/11/2021	19:00	0	1	6	27	9	1	4	0	0	0	0	0	0	0	0	0	0	0	0	48	33.9	25 to 35	87.5	14	29.2	
01/11/2021	20:00	0	0	3	10	5	1	0	0	0	0	0	0	0	0	0	0	0	0	0	19	33	25 to 35	94.7	6	31.6	
01/11/2021	21:00	0	1	3	10	4	2	0	1	0	0	0	0	0	0	0	0	0	0	0	21	35	25 to 35	81.0	7	33.3	
01/11/2021	22:00	0	0	0	4	3	3	3	0	0	0	0	0	0	0	0	0	0	0	0	13	41.7	30 to 40	76.9	9	69.2	
01/11/2021	23:00	0	0	1	5	1	2	0	0	0	0	0	0	0	0	0	0	0	0	0	9	37.5	30 to 40	88.9	3	33.3	
24 Hr Summary		28	41	90	236	135	35	10	1	0	0	0	0	0	0	0	0	0	0	0	576	33.5	25 to 35	80.0	181	31.4	

Incoming Histogram

Hall Lane facing into the Village

from Sat-Sep-04-2021-05-00-PM to Wed-Dec-01-2021-02-59-PM

Date	Starting Hr:min	<15	15 to <20	20 to <25	25 to <30	30 to <35	35 to <40	40 to <45	45 to <50	50 to <55	55 to <60	60 to <65	65 to <70	70 to <75	75 to <80	80 to <85	85 to <90	90 to <95	95 to <100	100 to >105	Total Counts	85pct Speed	10MPH Pace	% in pace	# of Speeders	% Speeders
02/11/2021	00:00	0	0	0	0	4	1	1	0	0	0	0	0	0	0	0	0	0	0	0	6	40	35 to 45	100.0	6	100.0
02/11/2021	01:00	0	0	0	0	1	0	0	0	0	0	0	0	0	0	0	0	0	0	0	1	35	25 to 35	100.0	1	100.0
02/11/2021	02:00	0	0	0	0	1	0	0	0	0	0	0	0	0	0	0	0	0	0	0	1	35	25 to 35	100.0	1	100.0
02/11/2021	03:00	0	0	0	0	1	0	0	0	0	0	0	0	0	0	0	0	0	0	0	1	35	25 to 35	100.0	1	100.0
02/11/2021	04:00	0	0	0	0	0	0	0	0	0	0	0	0	0	0	0	0	0	0	0	0	0	*	*	*	*
02/11/2021	05:00	0	0	0	0	1	0	0	0	0	0	0	0	0	0	0	0	0	0	0	1	35	25 to 35	100.0	1	100.0
02/11/2021	06:00	0	0	1	1	2	2	0	0	0	0	0	0	0	0	0	0	0	0	0	6	37.5	30 to 40	83.3	4	66.7
02/11/2021	07:00	0	0	0	3	2	2	0	0	0	0	0	0	0	0	0	0	0	0	0	7	37.5	30 to 40	100.0	4	57.1
02/11/2021	08:00	0	1	0	13	5	7	1	0	0	0	0	0	0	0	0	0	0	0	0	27	37.9	30 to 40	92.6	13	48.1
02/11/2021	09:00	2	3	5	21	12	2	0	0	0	0	0	0	0	0	0	0	0	0	0	45	32.9	25 to 35	84.4	14	31.1
02/11/2021	10:00	4	4	7	10	9	1	0	0	0	0	0	0	0	0	0	0	0	0	0	35	32.8	25 to 35	74.3	10	28.6
02/11/2021	11:00	1	5	6	14	8	0	0	0	0	0	0	0	0	0	0	0	0	0	0	34	31.9	25 to 35	82.4	8	23.5
02/11/2021	12:00	6	1	7	24	7	1	1	0	0	0	0	0	0	0	0	0	0	0	0	47	31.4	25 to 35	80.9	9	19.1
02/11/2021	13:00	4	6	6	15	8	1	0	0	0	0	0	0	0	0	0	0	0	0	0	40	31.9	25 to 35	72.5	9	22.5
02/11/2021	14:00	4	1	6	12	11	0	1	0	0	0	0	0	0	0	0	0	0	0	0	35	33.2	25 to 35	82.9	12	34.3
02/11/2021	15:00	3	2	9	26	8	0	0	0	0	0	0	0	0	0	0	0	0	0	0	48	30.6	25 to 35	89.6	8	16.7
02/11/2021	16:00	0	1	8	25	21	4	0	0	0	0	0	0	0	0	0	0	0	0	0	59	33.8	25 to 35	91.5	25	42.4
02/11/2021	17:00	2	1	4	29	21	4	1	0	0	0	0	0	0	0	0	0	0	0	0	62	34	25 to 35	87.1	26	41.9
02/11/2021	18:00	0	2	8	20	23	8	2	0	0	0	0	0	0	0	0	0	0	0	0	63	35.6	25 to 35	81.0	33	52.4
02/11/2021	19:00	0	1	5	14	21	2	2	0	0	0	0	0	0	0	0	0	0	0	0	45	34.3	25 to 35	88.9	25	55.6
02/11/2021	20:00	0	0	2	6	4	1	3	0	0	0	0	0	0	0	0	0	0	0	0	16	41.7	25 to 35	75.0	8	50.0
02/11/2021	21:00	0	0	1	6	5	0	2	0	0	0	0	0	0	0	0	0	0	0	0	14	35	25 to 35	85.7	7	50.0
02/11/2021	22:00	0	0	3	5	5	2	1	0	0	0	0	0	0	0	0	0	0	0	0	16	37.5	25 to 35	81.3	8	50.0
02/11/2021	23:00	0	0	0	1	3	2	0	1	0	0	0	0	0	0	0	0	0	0	0	7	40	30 to 40	85.7	6	85.7
24 Hr Summary		26	28	78	245	183	40	15	1	0	0	0	0	0	0	0	0	0	0	0	616	34	25 to 35	82.1	239	38.8

Incoming Histogram

Hall Lane facing into the Village

from Sat-Sep-04-2021-05-00-PM to Wed-Dec-01-2021-02-59-PM

Date	Starting Hr:min	<15	15 to <20	20 to <25	25 to <30	30 to <35	35 to <40	40 to <45	45 to <50	50 to <55	55 to <60	60 to <65	65 to <70	70 to <75	75 to <80	80 to <85	85 to <90	90 to <95	95 to <100	100 to >105	Total Counts	85pct Speed	10MPH Pace	% in pace	# of Speeders	% Speeders
03/11/2021	00:00	0	0	0	1	0	1	0	0	0	0	0	0	0	0	0	0	0	0	0	2	40	30 to 40	100.0	1	50.0
03/11/2021	01:00	0	0	0	0	0	0	0	0	0	0	0	0	0	0	0	0	0	0	0	0	0	*	*	*	*
03/11/2021	02:00	0	0	1	1	0	0	0	0	0	0	0	0	0	0	0	0	0	0	0	2	30	20 to 30	100.0	*	*
03/11/2021	03:00	0	0	0	0	0	0	1	0	0	0	0	0	0	0	0	0	0	0	0	1	45	35 to 45	100.0	1	100.0
03/11/2021	04:00	0	0	0	0	1	0	0	0	0	0	0	0	0	0	0	0	0	0	0	1	35	25 to 35	100.0	1	100.0
03/11/2021	05:00	0	0	0	1	1	0	0	0	0	0	0	0	0	0	0	0	0	0	0	2	35	25 to 35	100.0	1	50.0
03/11/2021	06:00	0	0	0	1	2	2	1	0	0	0	0	0	0	0	0	0	0	0	0	6	40	30 to 40	83.3	5	83.3
03/11/2021	07:00	0	0	1	2	5	1	0	0	0	0	0	0	0	0	0	0	0	0	0	9	35	25 to 35	88.9	6	66.7
03/11/2021	08:00	0	0	1	7	9	5	0	0	0	0	0	0	0	0	0	0	0	0	0	22	37	30 to 40	95.5	14	63.6
03/11/2021	09:00	0	0	7	21	12	6	0	0	0	0	0	0	0	0	0	0	0	0	0	46	34.6	25 to 35	87.0	18	39.1
03/11/2021	10:00	2	3	8	16	9	1	0	0	0	0	0	0	0	0	0	0	0	0	0	39	32.2	25 to 35	84.6	10	25.6
03/11/2021	11:00	0	1	2	16	13	1	0	0	0	0	0	0	0	0	0	0	0	0	0	33	33.5	25 to 35	93.9	14	42.4
03/11/2021	12:00	1	2	3	11	10	1	2	0	0	0	0	0	0	0	0	0	0	0	0	30	34.5	25 to 35	80.0	13	43.3
03/11/2021	13:00	1	1	2	21	9	3	0	0	0	0	0	0	0	0	0	0	0	0	0	37	33.3	30 to 40	89.2	12	32.4
03/11/2021	14:00	2	1	6	11	11	3	1	0	0	0	0	0	0	0	0	0	0	0	0	35	34.5	25 to 35	80.0	15	42.9
03/11/2021	15:00	0	1	7	22	10	2	1	0	0	0	0	0	0	0	0	0	0	0	0	43	33.5	25 to 35	90.7	13	30.2
03/11/2021	16:00	0	1	6	29	17	4	1	0	0	0	0	0	0	0	0	0	0	0	0	58	33.8	25 to 35	89.7	22	37.9
03/11/2021	17:00	0	4	12	29	8	1	0	0	0	0	0	0	0	0	0	0	0	0	0	54	30.6	25 to 35	90.7	9	16.7
03/11/2021	18:00	0	1	9	20	8	3	0	0	0	0	0	0	0	0	0	0	0	0	0	41	33.1	25 to 35	90.2	11	26.8
03/11/2021	19:00	1	2	3	20	6	6	1	0	0	0	0	0	0	0	0	0	0	0	0	39	35.8	30 to 40	82.1	13	33.3
03/11/2021	20:00	0	0	3	15	9	1	0	0	0	0	0	0	0	0	0	0	0	0	0	28	33.3	25 to 35	96.4	10	35.7
03/11/2021	21:00	0	0	1	6	9	3	1	0	0	0	0	0	0	0	0	0	0	0	0	20	36.7	30 to 40	90.0	13	65.0
03/11/2021	22:00	0	0	0	5	4	1	0	0	0	0	0	0	0	0	0	0	0	0	0	10	33.8	30 to 40	100.0	5	50.0
03/11/2021	23:00	0	0	1	3	4	1	0	0	0	0	0	0	0	0	0	0	0	0	0	9	35	25 to 35	88.9	5	55.6
24 Hr Summary		7	17	73	258	157	46	9	0	0	0	0	0	0	0	0	0	0	0	0	567	34	25 to 35	86.1	212	37.4

Incoming Histogram

Hall Lane facing into the Village

from Sat-Sep-04-2021-05-00-PM to Wed-Dec-01-2021-02-59-PM

Date	Starting Hr:min	<15	15 to <20	20 to <25	25 to <30	30 to <35	35 to <40	40 to <45	45 to <50	50 to <55	55 to <60	60 to <65	65 to <70	70 to <75	75 to <80	80 to <85	85 to <90	90 to <95	95 to <100	100 to >105	Total Counts	85pct Speed	10MPH Pace	% in pace	# of Speeders	% Speeders
04/11/2021	00:00	0	0	0	2	0	1	0	0	0	0	0	0	0	0	0	0	0	0	0	3	40	30 to 40	100.0	1	33.3
04/11/2021	01:00	0	0	0	0	0	0	0	0	0	0	0	0	0	0	0	0	0	0	0	0	0	*	*	*	*
04/11/2021	02:00	0	0	0	0	0	0	0	0	0	0	0	0	0	0	0	0	0	0	0	0	0	*	*	*	*
04/11/2021	03:00	0	0	0	0	0	0	0	0	0	0	0	0	0	0	0	0	0	0	0	0	0	*	*	*	*
04/11/2021	04:00	0	0	0	2	1	0	0	0	0	0	0	0	0	0	0	0	0	0	0	3	35	25 to 35	100.0	1	33.3
04/11/2021	05:00	0	0	0	0	0	0	1	0	0	0	0	0	0	0	0	0	0	0	0	1	45	35 to 45	100.0	1	100.0
04/11/2021	06:00	0	0	1	2	2	3	0	0	0	0	0	0	0	0	0	0	0	0	0	8	38.3	30 to 40	87.5	5	62.5
04/11/2021	07:00	0	0	0	2	2	0	0	0	0	0	0	0	0	0	0	0	0	0	0	4	32.5	25 to 35	100.0	2	50.0
04/11/2021	08:00	1	0	5	13	6	2	1	0	0	0	0	0	0	0	0	0	0	0	0	28	34.2	25 to 35	85.7	9	32.1
04/11/2021	09:00	0	1	3	20	12	3	0	0	0	0	0	0	0	0	0	0	0	0	0	39	33.8	25 to 35	89.7	15	38.5
04/11/2021	10:00	1	2	8	10	6	0	0	0	0	0	0	0	0	0	0	0	0	0	0	27	31.7	25 to 35	88.9	6	22.2
04/11/2021	11:00	0	6	6	18	4	0	0	0	0	0	0	0	0	0	0	0	0	0	0	34	29.7	20 to 30	88.2	4	11.8
04/11/2021	12:00	0	1	3	19	13	0	0	0	0	0	0	0	0	0	0	0	0	0	0	36	33.1	25 to 35	97.2	13	36.1
04/11/2021	13:00	0	2	10	9	15	1	0	0	0	0	0	0	0	0	0	0	0	0	0	37	33.3	25 to 35	91.9	16	43.2
04/11/2021	14:00	0	2	4	22	11	2	0	0	0	0	0	0	0	0	0	0	0	0	0	41	33.2	25 to 35	90.2	13	31.7
04/11/2021	15:00	1	4	11	24	8	0	0	0	0	0	0	0	0	0	0	0	0	0	0	48	30.6	25 to 35	89.6	8	16.7
04/11/2021	16:00	0	4	9	20	17	8	0	0	0	0	0	0	0	0	0	0	0	0	0	58	34.7	25 to 35	79.3	25	43.1
04/11/2021	17:00	2	2	9	21	13	8	1	0	0	0	0	0	0	0	0	0	0	0	0	56	35.6	25 to 35	76.8	22	39.3
04/11/2021	18:00	1	5	6	19	18	3	0	1	0	0	0	0	0	0	0	0	0	0	0	53	33.9	25 to 35	81.1	22	41.5
04/11/2021	19:00	0	0	1	19	16	3	0	0	0	0	0	0	0	0	0	0	0	0	0	39	34.1	30 to 40	97.4	19	48.7
04/11/2021	20:00	0	1	2	9	10	2	2	0	0	0	0	0	0	0	0	0	0	0	0	26	35	25 to 35	80.8	14	53.8
04/11/2021	21:00	0	1	1	3	5	1	1	0	0	0	0	0	0	0	0	0	0	0	0	12	35	25 to 35	75.0	7	58.3
04/11/2021	22:00	0	2	0	1	5	2	0	0	0	0	0	0	0	0	0	0	0	0	0	10	35	30 to 40	80.0	7	70.0
04/11/2021	23:00	0	0	0	4	1	0	1	0	0	0	0	0	0	0	0	0	0	0	0	6	35	25 to 35	83.3	2	33.3
24 Hr Summary		6	33	79	239	165	39	7	1	0	0	0	0	0	0	0	0	0	0	0	569	33.8	25 to 35	84.9	212	37.3

Incoming Histogram

Hall Lane facing into the Village

from Sat-Sep-04-2021-05-00-PM to Wed-Dec-01-2021-02-59-PM

Date	Starting Hr:min	<15	15 to <20	20 to <25	25 to <30	30 to <35	35 to <40	40 to <45	45 to <50	50 to <55	55 to <60	60 to <65	65 to <70	70 to <75	75 to <80	80 to <85	85 to <90	90 to <95	95 to <100	100 to >105	Total Counts	85pct Speed	10MPH Pace	% in pace	# of Speeders	% Speeders
05/11/2021	00:00	0	0	0	0	1	0	0	1	0	0	0	0	0	0	0	0	0	0	0	2	50	25 to 35	50.0	2	100.0
05/11/2021	01:00	0	0	0	2	0	0	0	0	0	0	0	0	0	0	0	0	0	0	0	2	30	20 to 30	100.0	*	*
05/11/2021	02:00	0	0	0	0	0	0	0	0	0	0	0	0	0	0	0	0	0	0	0	0	0	*	*	*	*
05/11/2021	03:00	0	0	1	0	1	0	0	0	0	0	0	0	0	0	0	0	0	0	0	2	35	25 to 35	100.0	1	50.0
05/11/2021	04:00	1	0	0	0	0	0	0	0	0	0	0	0	0	0	0	0	0	0	0	1	15	5 to 15	100.0	*	*
05/11/2021	05:00	0	0	0	0	0	1	0	1	0	0	0	0	0	0	0	0	0	0	0	2	50	40 to 50	100.0	2	100.0
05/11/2021	06:00	0	0	0	1	2	3	1	0	0	0	0	0	0	0	0	0	0	0	0	7	40	30 to 40	85.7	6	85.7
05/11/2021	07:00	0	0	0	2	1	0	0	0	0	0	0	0	0	0	0	0	0	0	0	3	35	25 to 35	100.0	1	33.3
05/11/2021	08:00	0	1	1	9	8	4	1	0	0	0	0	0	0	0	0	0	0	0	0	24	36.2	30 to 40	87.5	13	54.2
05/11/2021	09:00	0	1	0	19	15	4	2	0	0	0	0	0	0	0	0	0	0	0	0	41	35	30 to 40	92.7	21	51.2
05/11/2021	10:00	0	0	4	12	8	4	1	0	0	0	0	0	0	0	0	0	0	0	0	29	36.2	25 to 35	82.8	13	44.8
05/11/2021	11:00	1	3	6	19	9	1	0	0	0	0	0	0	0	0	0	0	0	0	0	39	32.2	25 to 35	87.2	10	25.6
05/11/2021	12:00	1	0	11	12	15	2	1	0	0	0	0	0	0	0	0	0	0	0	0	42	34	25 to 35	90.5	18	42.9
05/11/2021	13:00	0	2	4	20	10	2	0	0	0	0	0	0	0	0	0	0	0	0	0	38	33	25 to 35	89.5	12	31.6
05/11/2021	14:00	3	2	6	22	16	5	1	0	0	0	0	0	0	0	0	0	0	0	0	55	34.4	25 to 35	80.0	22	40.0
05/11/2021	15:00	0	2	2	27	19	1	0	0	0	0	0	0	0	0	0	0	0	0	0	51	33.2	25 to 35	94.1	20	39.2
05/11/2021	16:00	1	3	5	26	23	6	2	0	0	0	0	0	0	0	0	0	0	0	0	66	34.6	30 to 40	83.3	31	47.0
05/11/2021	17:00	4	3	4	28	17	5	0	0	0	0	0	0	0	0	0	0	0	0	0	61	33.8	30 to 40	82.0	22	36.1
05/11/2021	18:00	2	5	9	28	18	7	2	0	0	0	0	0	0	0	0	0	0	0	0	71	34.4	25 to 35	77.5	27	38.0
05/11/2021	19:00	0	0	6	18	12	5	1	0	0	0	0	0	0	0	0	0	0	0	0	42	35	25 to 35	85.7	18	42.9
05/11/2021	20:00	0	0	2	6	4	5	1	0	0	0	0	0	0	0	0	0	0	0	0	18	38	30 to 40	83.3	10	55.6
05/11/2021	21:00	0	0	6	5	6	3	0	0	0	0	0	0	0	0	0	0	0	0	0	20	35	25 to 35	85.0	9	45.0
05/11/2021	22:00	0	0	0	3	7	1	0	0	0	0	0	0	0	0	0	0	0	0	0	11	34.3	30 to 40	100.0	8	72.7
05/11/2021	23:00	0	0	0	3	2	0	1	0	0	0	0	0	0	0	0	0	0	0	0	6	35	25 to 35	83.3	3	50.0
24 Hr Summary		13	22	67	262	194	59	14	2	0	0	0	0	0	0	0	0	0	0	0	633	34.5	25 to 35	82.6	269	42.5

Incoming Histogram

Hall Lane facing into the Village

from Sat-Sep-04-2021-05-00-PM to Wed-Dec-01-2021-02-59-PM

Date	Starting Hr:min	<15	15 to <20	20 to <25	25 to <30	30 to <35	35 to <40	40 to <45	45 to <50	50 to <55	55 to <60	60 to <65	65 to <70	70 to <75	75 to <80	80 to <85	85 to <90	90 to <95	95 to <100	100 to >105	Total Counts	85pct Speed	10MPH Pace	% in pace	# of Speeders	% Speeders	
06/11/2021	00:00	0	0	0	1	4	2	0	0	0	0	0	0	0	0	0	0	0	0	0	7	37.5	30 to 40	100.0	6	85.7	
06/11/2021	01:00	0	0	0	1	0	1	1	0	0	0	0	0	0	0	0	0	0	0	0	3	45	30 to 40	66.7	2	66.7	
06/11/2021	02:00	0	0	0	0	0	0	0	0	0	0	0	0	0	0	0	0	0	0	0	0	0	*	*	*	*	
06/11/2021	03:00	0	0	0	0	0	0	0	0	0	0	0	0	0	0	0	0	0	0	0	0	0	0	*	*	*	*
06/11/2021	04:00	0	0	0	0	0	0	0	0	0	0	0	0	0	0	0	0	0	0	0	0	0	0	*	*	*	*
06/11/2021	05:00	0	0	0	0	1	0	1	0	0	0	0	0	0	0	0	0	0	0	0	2	45	35 to 45	100.0	2	100.0	
06/11/2021	06:00	0	0	0	2	1	1	1	0	0	0	0	0	0	0	0	0	0	0	0	5	40	30 to 40	80.0	3	60.0	
06/11/2021	07:00	0	0	0	1	0	2	0	0	0	0	0	0	0	0	0	0	0	0	0	3	40	30 to 40	100.0	2	66.7	
06/11/2021	08:00	0	0	1	3	2	0	0	0	0	0	0	0	0	0	0	0	0	0	0	6	32.5	25 to 35	100.0	2	33.3	
06/11/2021	09:00	0	1	5	12	6	2	0	0	0	0	0	0	0	0	0	0	0	0	0	26	33.3	25 to 35	88.5	8	30.8	
06/11/2021	10:00	1	2	8	14	6	2	0	0	0	0	0	0	0	0	0	0	0	0	0	33	32.5	25 to 35	84.8	8	24.2	
06/11/2021	11:00	0	2	6	17	9	1	0	0	0	0	0	0	0	0	0	0	0	0	0	35	32.8	25 to 35	91.4	10	28.6	
06/11/2021	12:00	0	2	7	20	7	3	0	0	0	0	0	0	0	0	0	0	0	0	0	39	32.9	25 to 35	87.2	10	25.6	
06/11/2021	13:00	1	3	6	16	11	0	1	0	0	0	0	0	0	0	0	0	0	0	0	38	32.7	25 to 35	86.8	12	31.6	
06/11/2021	14:00	1	4	8	11	4	3	0	0	0	0	0	0	0	0	0	0	0	0	0	31	32.5	20 to 30	74.2	7	22.6	
06/11/2021	15:00	1	6	15	24	7	0	0	0	0	0	0	0	0	0	0	0	0	0	0	53	29.8	25 to 35	86.8	7	13.2	
06/11/2021	16:00	1	3	17	21	2	0	0	0	0	0	0	0	0	0	0	0	0	0	0	44	28.8	20 to 30	93.2	2	4.5	
06/11/2021	17:00	3	1	7	22	11	1	0	0	0	0	0	0	0	0	0	0	0	0	0	45	32.3	25 to 35	88.9	12	26.7	
06/11/2021	18:00	0	6	4	14	17	5	0	0	0	0	0	0	0	0	0	0	0	0	0	46	34.4	30 to 40	78.3	22	47.8	
06/11/2021	19:00	0	2	3	10	11	3	0	0	0	0	0	0	0	0	0	0	0	0	0	29	34.5	25 to 35	82.8	14	48.3	
06/11/2021	20:00	0	0	1	9	4	2	0	0	0	0	0	0	0	0	0	0	0	0	0	16	35	30 to 40	93.8	6	37.5	
06/11/2021	21:00	0	0	1	4	2	2	1	0	0	0	0	0	0	0	0	0	0	0	0	10	37.5	30 to 40	80.0	5	50.0	
06/11/2021	22:00	0	0	3	4	3	5	0	0	0	0	0	0	0	0	0	0	0	0	0	15	38	30 to 40	80.0	8	53.3	
06/11/2021	23:00	0	0	1	3	5	0	2	0	0	0	0	0	0	0	0	0	0	0	0	11	35	25 to 35	81.8	7	63.6	
24 Hr Summary		8	32	93	209	113	35	7	0	0	0	0	0	0	0	0	0	0	0	0	497	33.5	25 to 35	83.5	155	31.2	

Incoming Histogram

Hall Lane facing into the Village

from Sat-Sep-04-2021-05-00-PM to Wed-Dec-01-2021-02-59-PM

Date	Starting Hr:min	<15	15 to <20	20 to <25	25 to <30	30 to <35	35 to <40	40 to <45	45 to <50	50 to <55	55 to <60	60 to <65	65 to <70	70 to <75	75 to <80	80 to <85	85 to <90	90 to <95	95 to <100	100 to >105	Total Counts	85pct Speed	10MPH Pace	% in pace	# of Speeders	% Speeders
07/11/2021	00:00	0	0	0	2	3	1	0	0	0	0	0	0	0	0	0	0	0	0	0	6	35	30 to 40	100.0	4	66.7
07/11/2021	01:00	0	0	2	2	1	1	0	0	0	0	0	0	0	0	0	0	0	0	0	6	35	25 to 35	83.3	2	33.3
07/11/2021	02:00	1	0	0	0	2	0	0	0	0	0	0	0	0	0	0	0	0	0	0	3	35	25 to 35	66.7	2	66.7
07/11/2021	03:00	0	0	0	0	0	0	0	0	0	0	0	0	0	0	0	0	0	0	0	0	0	*	*	*	*
07/11/2021	04:00	0	0	0	0	0	0	0	0	0	0	0	0	0	0	0	0	0	0	0	0	0	*	*	*	*
07/11/2021	05:00	0	0	0	0	1	0	0	0	0	0	0	0	0	0	0	0	0	0	0	1	35	25 to 35	100.0	1	100.0
07/11/2021	06:00	0	0	0	0	1	0	1	0	0	0	0	0	0	0	0	0	0	0	0	2	45	35 to 45	100.0	2	100.0
07/11/2021	07:00	0	0	1	0	2	1	0	0	0	0	0	0	0	0	0	0	0	0	0	4	35	25 to 35	75.0	3	75.0
07/11/2021	08:00	0	0	0	0	2	0	0	0	0	0	0	0	0	0	0	0	0	0	0	2	35	25 to 35	100.0	2	100.0
07/11/2021	09:00	0	1	0	4	4	2	0	0	0	0	0	0	0	0	0	0	0	0	0	11	35	30 to 40	90.9	6	54.5
07/11/2021	10:00	1	0	1	4	8	4	0	1	0	0	0	0	0	0	0	0	0	0	0	19	37.5	30 to 40	84.2	13	68.4
07/11/2021	11:00	2	0	5	12	6	1	1	0	0	0	0	0	0	0	0	0	0	0	0	27	33.3	25 to 35	85.2	8	29.6
07/11/2021	12:00	2	0	7	13	6	1	0	0	0	0	0	0	0	0	0	0	0	0	0	29	32.5	25 to 35	89.7	7	24.1
07/11/2021	13:00	0	0	3	5	16	9	2	0	0	0	0	0	0	0	0	0	0	0	0	35	38.3	30 to 40	85.7	27	77.1
07/11/2021	14:00	0	0	1	12	12	4	0	0	0	0	0	0	0	0	0	0	0	0	0	29	35	30 to 40	96.6	16	55.2
07/11/2021	15:00	3	0	5	13	9	2	1	0	0	0	0	0	0	0	0	0	0	0	0	33	33.9	25 to 35	81.8	12	36.4
07/11/2021	16:00	1	0	5	23	9	1	1	0	0	0	0	0	0	0	0	0	0	0	0	40	32.8	25 to 35	92.5	11	27.5
07/11/2021	17:00	0	0	7	18	19	5	0	0	0	0	0	0	0	0	0	0	0	0	0	49	34.5	25 to 35	89.8	24	49.0
07/11/2021	18:00	0	0	4	16	6	0	1	0	0	0	0	0	0	0	0	0	0	0	0	27	32.5	25 to 35	96.3	7	25.9
07/11/2021	19:00	0	0	2	12	3	5	1	0	0	0	0	0	0	0	0	0	0	0	0	23	38	30 to 40	87.0	9	39.1
07/11/2021	20:00	0	0	0	5	3	3	3	0	0	0	0	0	0	0	0	0	0	0	0	14	41.7	30 to 40	78.6	9	64.3
07/11/2021	21:00	0	0	1	2	3	3	1	0	0	0	0	0	0	0	0	0	0	0	0	10	38.3	30 to 40	80.0	7	70.0
07/11/2021	22:00	0	0	0	2	3	1	0	0	0	0	0	0	0	0	0	0	0	0	0	6	35	30 to 40	100.0	4	66.7
07/11/2021	23:00	0	1	1	1	3	0	0	0	0	0	0	0	0	0	0	0	0	0	0	6	33.3	25 to 35	83.3	3	50.0
24 Hr Summary		10	2	45	146	122	44	12	1	0	0	0	0	0	0	0	0	0	0	0	382	35	25 to 35	81.9	179	46.9

Incoming Histogram

Hall Lane facing into the Village

from Sat-Sep-04-2021-05-00-PM to Wed-Dec-01-2021-02-59-PM

Date	Starting Hr:min	<15	15 to <20	20 to <25	25 to <30	30 to <35	35 to <40	40 to <45	45 to <50	50 to <55	55 to <60	60 to <65	65 to <70	70 to <75	75 to <80	80 to <85	85 to <90	90 to <95	95 to <100	100 to >105	Total Counts	85pct Speed	10MPH Pace	% in pace	# of Speeders	% Speeders
08/11/2021	00:00	0	0	0	0	1	2	0	0	0	0	0	0	0	0	0	0	0	0	0	3	40	30 to 40	100.0	3	100.0
08/11/2021	01:00	0	0	1	1	1	0	0	0	0	0	0	0	0	0	0	0	0	0	0	3	35	25 to 35	100.0	1	33.3
08/11/2021	02:00	0	0	0	0	0	1	0	0	0	0	0	0	0	0	0	0	0	0	0	1	40	30 to 40	100.0	1	100.0
08/11/2021	03:00	0	0	0	0	0	0	0	1	0	0	0	0	0	0	0	0	0	0	0	1	50	40 to 50	100.0	1	100.0
08/11/2021	04:00	0	0	0	0	0	1	0	0	0	0	0	0	0	0	0	0	0	0	0	1	40	30 to 40	100.0	1	100.0
08/11/2021	05:00	0	0	0	0	0	0	0	0	0	0	0	0	0	0	0	0	0	0	0	0	0	*	*	*	*
08/11/2021	06:00	0	0	1	1	1	1	0	1	0	0	0	0	0	0	0	0	0	0	0	5	40	25 to 35	60.0	3	60.0
08/11/2021	07:00	0	0	1	1	3	2	0	0	0	0	0	0	0	0	0	0	0	0	0	7	37.5	30 to 40	85.7	5	71.4
08/11/2021	08:00	0	1	1	7	6	4	0	0	0	0	0	0	0	0	0	0	0	0	0	19	36.2	30 to 40	89.5	10	52.6
08/11/2021	09:00	0	0	7	16	10	1	0	0	0	0	0	0	0	0	0	0	0	0	0	34	33	25 to 35	97.1	11	32.4
08/11/2021	10:00	0	2	2	12	8	2	0	0	0	0	0	0	0	0	0	0	0	0	0	26	33.8	25 to 35	84.6	10	38.5
08/11/2021	11:00	2	2	9	4	2	0	1	0	0	0	0	0	0	0	0	0	0	0	0	20	30	20 to 30	75.0	3	15.0
08/11/2021	12:00	2	2	5	13	5	2	0	0	0	0	0	0	0	0	0	0	0	0	0	29	33	25 to 35	79.3	7	24.1
08/11/2021	13:00	6	3	8	15	10	0	1	0	0	0	0	0	0	0	0	0	0	0	0	43	32.5	25 to 35	76.7	11	25.6
08/11/2021	14:00	1	4	7	17	5	0	0	0	0	0	0	0	0	0	0	0	0	0	0	34	30	25 to 35	85.3	5	14.7
08/11/2021	15:00	4	0	11	20	5	3	0	0	0	0	0	0	0	0	0	0	0	0	0	43	32	25 to 35	83.7	8	18.6
08/11/2021	16:00	7	10	21	15	9	2	1	0	0	0	0	0	0	0	0	0	0	0	0	65	31.1	20 to 30	70.8	12	18.5
08/11/2021	17:00	0	2	13	19	18	6	2	0	0	0	0	0	0	0	0	0	0	0	0	60	34.7	25 to 35	83.3	26	43.3
08/11/2021	18:00	1	2	7	22	20	3	0	0	0	0	0	0	0	0	0	0	0	0	0	55	33.8	25 to 35	89.1	23	41.8
08/11/2021	19:00	1	3	9	19	16	1	1	0	0	0	0	0	0	0	0	0	0	0	0	50	33.1	25 to 35	88.0	18	36.0
08/11/2021	20:00	0	0	3	5	7	3	2	0	0	0	0	0	0	0	0	0	0	0	0	20	38.3	25 to 35	75.0	12	60.0
08/11/2021	21:00	0	2	3	5	2	1	0	0	0	0	0	0	0	0	0	0	0	0	0	13	32.5	20 to 30	76.9	3	23.1
08/11/2021	22:00	0	0	2	2	4	2	0	0	0	0	0	0	0	0	0	0	0	0	0	10	35	25 to 35	80.0	6	60.0
08/11/2021	23:00	0	0	1	2	2	1	0	0	0	0	0	0	0	0	0	0	0	0	0	6	35	25 to 35	83.3	3	50.0
24 Hr Summary		24	33	112	196	135	38	8	2	0	0	0	0	0	0	0	0	0	0	0	548	33.7	25 to 35	80.8	183	33.4

Incoming Histogram

Hall Lane facing into the Village

from Sat-Sep-04-2021-05-00-PM to Wed-Dec-01-2021-02-59-PM

Date	Starting Hr:min	<15	15 to <20	20 to <25	25 to <30	30 to <35	35 to <40	40 to <45	45 to <50	50 to <55	55 to <60	60 to <65	65 to <70	70 to <75	75 to <80	80 to <85	85 to <90	90 to <95	95 to <100	100 to >105	Total Counts	85pct Speed	10MPH Pace	% in pace	# of Speeders	% Speeders	
09/11/2021	00:00	0	0	0	3	1	2	1	0	0	0	0	0	0	0	0	0	0	0	0	7	40	30 to 40	85.7	4	57.1	
09/11/2021	01:00	0	0	0	0	1	0	0	0	0	0	0	0	0	0	0	0	0	0	0	1	35	25 to 35	100.0	1	100.0	
09/11/2021	02:00	0	0	0	1	0	0	0	0	0	0	0	0	0	0	0	0	0	0	0	1	30	20 to 30	100.0	*	*	
09/11/2021	03:00	0	0	0	0	0	0	0	0	0	0	0	0	0	0	0	0	0	0	0	0	0	0	*	*	*	*
09/11/2021	04:00	0	0	0	0	0	1	0	0	0	0	0	0	0	0	0	0	0	0	0	1	40	30 to 40	100.0	1	100.0	
09/11/2021	05:00	0	0	0	0	0	1	0	0	0	0	0	0	0	0	0	0	0	0	0	1	40	30 to 40	100.0	1	100.0	
09/11/2021	06:00	0	0	0	0	2	3	0	0	0	0	0	0	0	0	0	0	0	0	0	5	38.3	30 to 40	100.0	5	100.0	
09/11/2021	07:00	0	0	1	3	3	0	0	0	0	0	0	0	0	0	0	0	0	0	0	7	33.3	25 to 35	100.0	3	42.9	
09/11/2021	08:00	0	0	1	8	6	2	0	0	0	0	0	0	0	0	0	0	0	0	0	17	34.2	30 to 40	94.1	8	47.1	
09/11/2021	09:00	0	1	2	19	15	5	0	0	0	0	0	0	0	0	0	0	0	0	0	42	34.7	30 to 40	92.9	20	47.6	
09/11/2021	10:00	1	1	1	12	10	2	1	0	0	0	0	0	0	0	0	0	0	0	0	28	34.5	30 to 40	85.7	13	46.4	
09/11/2021	11:00	2	3	5	15	5	2	0	0	0	0	0	0	0	0	0	0	0	0	0	32	32	25 to 35	78.1	7	21.9	
09/11/2021	12:00	0	0	4	14	9	1	0	0	0	0	0	0	0	0	0	0	0	0	0	28	33.3	25 to 35	96.4	10	35.7	
09/11/2021	13:00	1	1	3	20	8	1	0	0	0	0	0	0	0	0	0	0	0	0	0	34	32.5	25 to 35	91.2	9	26.5	
09/11/2021	14:00	2	2	6	14	11	0	0	0	0	0	0	0	0	0	0	0	0	0	0	35	32.7	25 to 35	88.6	11	31.4	
09/11/2021	15:00	2	1	11	21	8	2	0	0	0	0	0	0	0	0	0	0	0	0	0	45	31.9	25 to 35	88.9	10	22.2	
09/11/2021	16:00	3	3	12	17	18	3	0	0	0	0	0	0	0	0	0	0	0	0	0	56	33.6	25 to 35	83.9	21	37.5	
09/11/2021	17:00	2	1	10	18	11	1	0	0	0	0	0	0	0	0	0	0	0	0	0	43	32.7	25 to 35	90.7	12	27.9	
09/11/2021	18:00	0	2	6	23	13	6	2	0	0	0	0	0	0	0	0	0	0	0	0	52	35	25 to 35	80.8	21	40.4	
09/11/2021	19:00	0	2	5	23	11	5	0	0	0	0	0	0	0	0	0	0	0	0	0	46	34.1	25 to 35	84.8	16	34.8	
09/11/2021	20:00	0	1	1	6	8	4	1	0	0	0	0	0	0	0	0	0	0	0	0	21	37.5	30 to 40	85.7	13	61.9	
09/11/2021	21:00	0	1	1	2	9	4	1	0	0	0	0	0	0	0	0	0	0	0	0	18	37.5	30 to 40	83.3	14	77.8	
09/11/2021	22:00	0	0	2	5	1	1	1	0	0	0	0	0	0	0	0	0	0	0	0	10	35	25 to 35	80.0	3	30.0	
09/11/2021	23:00	0	0	1	2	5	1	0	0	0	0	0	0	0	0	0	0	0	0	0	9	35	25 to 35	88.9	6	66.7	
24 Hr Summary		13	19	72	226	155	47	7	0	0	0	0	0	0	0	0	0	0	0	0	539	34.1	25 to 35	84.0	209	38.8	

Incoming Histogram

Hall Lane facing into the Village

from Sat-Sep-04-2021-05-00-PM to Wed-Dec-01-2021-02-59-PM

Date	Starting Hr:min	<15	15 to <20	20 to <25	25 to <30	30 to <35	35 to <40	40 to <45	45 to <50	50 to <55	55 to <60	60 to <65	65 to <70	70 to <75	75 to <80	80 to <85	85 to <90	90 to <95	95 to <100	100 to >105	Total Counts	85pct Speed	10MPH Pace	% in pace	# of Speeders	% Speeders
10/11/2021	00:00	0	0	1	0	1	1	0	0	0	0	0	0	0	0	0	0	0	0	0	3	40	25 to 35	66.7	2	66.7
10/11/2021	01:00	0	0	0	0	0	0	0	0	0	0	0	0	0	0	0	0	0	0	0	0	0	*	*	*	*
10/11/2021	02:00	0	0	0	0	0	0	0	0	0	0	0	0	0	0	0	0	0	0	0	0	0	*	*	*	*
10/11/2021	03:00	0	0	0	0	1	0	0	0	0	0	0	0	0	0	0	0	0	0	0	1	35	25 to 35	100.0	1	100.0
10/11/2021	04:00	0	0	1	0	0	1	0	0	0	0	0	0	0	0	0	0	0	0	0	2	40	15 to 25	50.0	1	50.0
10/11/2021	05:00	0	0	0	0	0	1	0	0	0	0	0	0	0	0	0	0	0	0	0	1	40	30 to 40	100.0	1	100.0
10/11/2021	06:00	0	0	0	1	3	1	1	1	0	0	0	0	0	0	0	0	0	0	0	7	45	30 to 40	71.4	6	85.7
10/11/2021	07:00	0	0	0	3	1	3	0	1	0	0	0	0	0	0	0	0	0	0	0	8	40	30 to 40	87.5	5	62.5
10/11/2021	08:00	3	1	2	8	11	2	0	0	0	0	0	0	0	0	0	0	0	0	0	27	34.1	25 to 35	77.8	13	48.1
10/11/2021	09:00	0	0	10	21	11	4	0	0	0	0	0	0	0	0	0	0	0	0	0	46	33.6	25 to 35	91.3	15	32.6
10/11/2021	10:00	0	1	3	11	7	2	0	0	0	0	0	0	0	0	0	0	0	0	0	24	33.6	25 to 35	87.5	9	37.5
10/11/2021	11:00	0	2	5	18	8	1	0	0	0	0	0	0	0	0	0	0	0	0	0	34	32.5	25 to 35	91.2	9	26.5
10/11/2021	12:00	1	3	13	9	0	1	0	0	0	0	0	0	0	0	0	0	0	0	0	27	28.3	20 to 30	92.6	1	3.7
10/11/2021	13:00	1	3	23	3	2	0	0	0	0	0	0	0	0	0	0	0	0	0	0	32	25	20 to 30	90.6	2	6.3
10/11/2021	14:00	1	1	13	15	7	2	0	0	0	0	0	0	0	0	0	0	0	0	0	39	32.1	25 to 35	89.7	9	23.1
10/11/2021	15:00	0	2	7	23	5	2	0	0	0	0	0	0	0	0	0	0	0	0	0	39	31	25 to 35	89.7	7	17.9
10/11/2021	16:00	0	0	8	27	14	4	1	0	0	0	0	0	0	0	0	0	0	0	0	54	33.9	25 to 35	90.7	19	35.2
10/11/2021	17:00	2	7	15	24	5	6	0	0	0	0	0	0	0	0	0	0	0	0	0	59	32	20 to 30	78.0	11	18.6
10/11/2021	18:00	0	3	1	21	17	4	0	0	0	0	0	0	0	0	0	0	0	0	0	46	34.1	30 to 40	91.3	21	45.7
10/11/2021	19:00	0	0	2	14	15	5	2	0	0	0	0	0	0	0	0	0	0	0	0	38	36	30 to 40	89.5	22	57.9
10/11/2021	20:00	0	1	2	14	7	2	0	0	0	0	0	0	0	0	0	0	0	0	0	26	33.6	25 to 35	88.5	9	34.6
10/11/2021	21:00	0	0	2	8	2	1	0	0	0	0	0	0	0	0	0	0	0	0	0	13	32.5	25 to 35	92.3	3	23.1
10/11/2021	22:00	0	0	3	4	3	3	0	0	0	0	0	0	0	0	0	0	0	0	0	13	36.7	25 to 35	76.9	6	46.2
10/11/2021	23:00	0	0	2	3	1	1	0	0	0	0	0	0	0	0	0	0	0	0	0	7	35	25 to 35	85.7	2	28.6
24 Hr Summary		8	24	113	227	121	47	4	2	0	0	0	0	0	0	0	0	0	0	0	546	33.8	25 to 35	84.4	174	31.9

Incoming Histogram

Hall Lane facing into the Village

from Sat-Sep-04-2021-05-00-PM to Wed-Dec-01-2021-02-59-PM

Date	Starting Hr:min	<15	15 to <20	20 to <25	25 to <30	30 to <35	35 to <40	40 to <45	45 to <50	50 to <55	55 to <60	60 to <65	65 to <70	70 to <75	75 to <80	80 to <85	85 to <90	90 to <95	95 to <100	100 to >105	Total Counts	85pct Speed	10MPH Pace	% in pace	# of Speeders	% Speeders	
11/11/2021	00:00	0	0	2	1	1	1	0	0	0	0	0	0	0	0	0	0	0	0	0	5	35	25 to 35	80.0	2	40.0	
11/11/2021	01:00	0	0	0	1	0	0	0	0	0	0	0	0	0	0	0	0	0	0	0	1	30	20 to 30	100.0	*	*	
11/11/2021	02:00	0	0	0	0	0	0	1	0	0	0	0	0	0	0	0	0	0	0	0	1	45	35 to 45	100.0	1	100.0	
11/11/2021	03:00	0	0	0	0	0	0	0	0	0	0	0	0	0	0	0	0	0	0	0	0	0	0	*	*	*	*
11/11/2021	04:00	0	0	0	0	0	1	0	0	0	0	0	0	0	0	0	0	0	0	0	1	40	30 to 40	100.0	1	100.0	
11/11/2021	05:00	0	0	0	1	1	1	0	0	0	0	0	0	0	0	0	0	0	0	0	3	40	30 to 40	100.0	2	66.7	
11/11/2021	06:00	0	0	0	3	2	3	0	0	0	0	0	0	0	0	0	0	0	0	0	8	38.3	30 to 40	100.0	5	62.5	
11/11/2021	07:00	0	0	2	1	1	0	0	0	0	0	0	0	0	0	0	0	0	0	0	4	30	25 to 35	100.0	1	25.0	
11/11/2021	08:00	0	0	3	8	13	1	0	0	0	0	0	0	0	0	0	0	0	0	0	25	33.8	25 to 35	96.0	14	56.0	
11/11/2021	09:00	0	0	6	20	17	3	1	0	0	0	0	0	0	0	0	0	0	0	0	47	34.1	25 to 35	91.5	21	44.7	
11/11/2021	10:00	2	1	4	15	10	1	0	0	0	0	0	0	0	0	0	0	0	0	0	33	33	25 to 35	87.9	11	33.3	
11/11/2021	11:00	1	2	6	14	5	1	0	0	0	0	0	0	0	0	0	0	0	0	0	29	32	25 to 35	86.2	6	20.7	
11/11/2021	12:00	0	4	7	14	4	2	0	0	0	0	0	0	0	0	0	0	0	0	0	31	31.2	20 to 30	80.6	6	19.4	
11/11/2021	13:00	4	1	13	13	9	2	0	0	0	0	0	0	0	0	0	0	0	0	0	42	32.8	25 to 35	83.3	11	26.2	
11/11/2021	14:00	2	3	4	15	6	1	0	0	0	0	0	0	0	0	0	0	0	0	0	31	31.7	25 to 35	80.6	7	22.6	
11/11/2021	15:00	0	3	10	14	2	3	0	0	0	0	0	0	0	0	0	0	0	0	0	32	30	20 to 30	84.4	5	15.6	
11/11/2021	16:00	0	1	6	28	20	3	0	0	0	0	0	0	0	0	0	0	0	0	0	58	33.5	25 to 35	93.1	23	39.7	
11/11/2021	17:00	1	1	10	27	8	4	0	0	0	0	0	0	0	0	0	0	0	0	0	51	32.5	25 to 35	88.2	12	23.5	
11/11/2021	18:00	0	2	8	19	20	8	0	0	0	0	0	0	0	0	0	0	0	0	0	57	34.8	25 to 35	82.5	28	49.1	
11/11/2021	19:00	0	0	4	19	8	4	2	0	0	0	0	0	0	0	0	0	0	0	0	37	35	25 to 35	83.8	14	37.8	
11/11/2021	20:00	0	0	4	11	5	1	0	1	0	0	0	0	0	0	0	0	0	0	0	22	34	25 to 35	90.9	7	31.8	
11/11/2021	21:00	0	0	0	9	3	2	2	0	0	0	0	0	0	0	0	0	0	0	0	16	40	30 to 40	87.5	7	43.8	
11/11/2021	22:00	0	0	4	5	3	1	0	0	0	0	0	0	0	0	0	0	0	0	0	13	33.3	25 to 35	92.3	4	30.8	
11/11/2021	23:00	0	0	2	6	6	0	0	0	0	0	0	0	0	0	0	0	0	0	0	14	33.3	25 to 35	100.0	6	42.9	
24 Hr Summary		10	18	95	244	144	43	6	1	0	0	0	0	0	0	0	0	0	0	0	561	33.8	25 to 35	86.1	194	34.6	

Incoming Histogram

Hall Lane facing into the Village

from Sat-Sep-04-2021-05-00-PM to Wed-Dec-01-2021-02-59-PM

Date	Starting Hr:min	<15	15 to <20	20 to <25	25 to <30	30 to <35	35 to <40	40 to <45	45 to <50	50 to <55	55 to <60	60 to <65	65 to <70	70 to <75	75 to <80	80 to <85	85 to <90	90 to <95	95 to <100	100 to >105	Total Counts	85pct Speed	10MPH Pace	% in pace	# of Speeders	% Speeders
12/11/2021	00:00	0	0	1	1	1	0	0	0	0	0	0	0	0	0	0	0	0	0	0	3	35	25 to 35	100.0	1	33.3
12/11/2021	01:00	0	0	0	0	1	0	1	0	0	0	0	0	0	0	0	0	0	0	0	2	45	35 to 45	100.0	2	100.0
12/11/2021	02:00	0	0	0	0	0	0	0	0	0	0	0	0	0	0	0	0	0	0	0	0	0	*	*	*	*
12/11/2021	03:00	0	0	0	0	1	0	0	0	0	0	0	0	0	0	0	0	0	0	0	1	35	25 to 35	100.0	1	100.0
12/11/2021	04:00	0	0	0	0	0	0	0	0	0	0	0	0	0	0	0	0	0	0	0	0	0	*	*	*	*
12/11/2021	05:00	0	0	0	0	0	0	0	1	0	0	0	0	0	0	0	0	0	0	0	1	50	40 to 50	100.0	1	100.0
12/11/2021	06:00	0	0	0	1	1	3	0	0	1	0	0	0	0	0	0	0	0	0	0	6	40	30 to 40	83.3	5	83.3
12/11/2021	07:00	0	0	0	2	2	2	0	0	0	0	0	0	0	0	0	0	0	0	0	6	37.5	30 to 40	100.0	4	66.7
12/11/2021	08:00	3	1	4	8	7	1	1	0	0	0	0	0	0	0	0	0	0	0	0	25	33.6	25 to 35	76.0	9	36.0
12/11/2021	09:00	0	0	3	23	19	4	0	1	0	0	0	0	0	0	0	0	0	0	0	50	34.2	30 to 40	92.0	24	48.0
12/11/2021	10:00	0	0	5	7	4	3	0	0	0	0	0	0	0	0	0	0	0	0	0	19	35	25 to 35	84.2	7	36.8
12/11/2021	11:00	2	1	1	13	11	2	0	0	0	0	0	0	0	0	0	0	0	0	0	30	34.1	30 to 40	86.7	13	43.3
12/11/2021	12:00	0	1	7	13	11	3	0	0	0	0	0	0	0	0	0	0	0	0	0	35	34.1	25 to 35	88.6	14	40.0
12/11/2021	13:00	1	0	7	15	7	3	0	0	0	0	0	0	0	0	0	0	0	0	0	33	33.6	25 to 35	87.9	10	30.3
12/11/2021	14:00	0	2	5	16	12	3	0	0	0	0	0	0	0	0	0	0	0	0	0	38	33.8	25 to 35	86.8	15	39.5
12/11/2021	15:00	1	2	3	16	16	4	0	0	0	0	0	0	0	0	0	0	0	0	0	42	34.4	30 to 40	85.7	20	47.6
12/11/2021	16:00	1	3	8	35	20	2	0	0	0	0	0	0	0	0	0	0	0	0	0	69	33	25 to 35	91.3	22	31.9
12/11/2021	17:00	0	3	8	23	15	4	0	0	0	0	0	0	0	0	0	0	0	0	0	53	33.7	25 to 35	86.8	19	35.8
12/11/2021	18:00	0	3	7	27	20	5	2	0	0	0	0	0	0	0	0	0	0	0	0	64	34.2	25 to 35	84.4	27	42.2
12/11/2021	19:00	0	0	9	12	15	3	0	0	0	0	0	0	0	0	0	0	0	0	0	39	34	25 to 35	92.3	18	46.2
12/11/2021	20:00	0	0	4	12	6	1	0	0	0	0	0	0	0	0	0	0	0	0	0	23	33.3	25 to 35	95.7	7	30.4
12/11/2021	21:00	1	0	5	4	4	3	0	0	0	0	0	0	0	0	0	0	0	0	0	17	35	25 to 35	76.5	7	41.2
12/11/2021	22:00	0	0	3	8	6	1	0	0	0	0	0	0	0	0	0	0	0	0	0	18	33.3	25 to 35	94.4	7	38.9
12/11/2021	23:00	0	0	0	2	3	3	0	0	0	0	0	0	0	0	0	0	0	0	0	8	38.3	30 to 40	100.0	6	75.0
24 Hr Summary		9	16	80	238	182	50	4	2	1	0	0	0	0	0	0	0	0	0	0	582	34.2	25 to 35	85.9	239	41.1

Incoming Histogram

Hall Lane facing into the Village

from Sat-Sep-04-2021-05-00-PM to Wed-Dec-01-2021-02-59-PM

Date	Starting Hr:min	<15	15 to <20	20 to <25	25 to <30	30 to <35	35 to <40	40 to <45	45 to <50	50 to <55	55 to <60	60 to <65	65 to <70	70 to <75	75 to <80	80 to <85	85 to <90	90 to <95	95 to <100	100 to >105	Total Counts	85pct Speed	10MPH Pace	% in pace	# of Speeders	% Speeders
13/11/2021	00:00	0	0	0	3	2	0	0	0	0	0	0	0	0	0	0	0	0	0	0	5	32.5	25 to 35	100.0	2	40.0
13/11/2021	01:00	0	0	1	1	0	1	0	0	0	0	0	0	0	0	0	0	0	0	0	3	40	20 to 30	66.7	1	33.3
13/11/2021	02:00	0	0	0	0	0	0	0	0	0	0	0	0	0	0	0	0	0	0	0	0	0	*	*	*	*
13/11/2021	03:00	0	0	1	0	0	0	0	0	0	0	0	0	0	0	0	0	0	0	0	1	25	15 to 25	100.0	*	*
13/11/2021	04:00	0	0	0	0	0	0	0	0	0	0	0	0	0	0	0	0	0	0	0	0	0	*	*	*	*
13/11/2021	05:00	0	0	0	0	2	0	0	0	0	0	0	0	0	0	0	0	0	0	0	2	35	25 to 35	100.0	2	100.0
13/11/2021	06:00	0	0	0	0	1	1	0	0	0	0	0	0	0	0	0	0	0	0	0	2	40	30 to 40	100.0	2	100.0
13/11/2021	07:00	0	0	1	2	2	1	1	0	0	0	0	0	0	0	0	0	0	0	0	7	40	25 to 35	71.4	4	57.1
13/11/2021	08:00	0	0	1	4	3	0	0	0	0	0	0	0	0	0	0	0	0	0	0	8	33.3	25 to 35	100.0	3	37.5
13/11/2021	09:00	0	1	4	6	3	0	0	0	0	0	0	0	0	0	0	0	0	0	0	14	31.7	25 to 35	92.9	3	21.4
13/11/2021	10:00	0	2	8	10	3	1	0	0	0	0	0	0	0	0	0	0	0	0	0	24	30	25 to 35	87.5	4	16.7
13/11/2021	11:00	0	3	7	15	0	0	0	0	0	0	0	0	0	0	0	0	0	0	0	25	28.7	20 to 30	100.0	*	*
13/11/2021	12:00	0	1	9	20	6	3	0	0	0	0	0	0	0	0	0	0	0	0	0	39	32.5	25 to 35	89.7	9	23.1
13/11/2021	13:00	1	2	7	18	6	0	0	0	0	0	0	0	0	0	0	0	0	0	0	34	30.8	25 to 35	91.2	6	17.6
13/11/2021	14:00	1	3	9	15	7	1	1	0	0	0	0	0	0	0	0	0	0	0	0	37	32.1	25 to 35	83.8	9	24.3
13/11/2021	15:00	1	1	1	11	7	1	0	0	0	0	0	0	0	0	0	0	0	0	0	22	33.6	25 to 35	86.4	8	36.4
13/11/2021	16:00	0	2	7	19	5	0	0	0	0	0	0	0	0	0	0	0	0	0	0	33	30	25 to 35	93.9	5	15.2
13/11/2021	17:00	0	0	6	25	5	2	1	0	0	0	0	0	0	0	0	0	0	0	0	39	32	25 to 35	92.3	8	20.5
13/11/2021	18:00	1	1	7	12	9	1	0	0	0	0	0	0	0	0	0	0	0	0	0	31	32.8	25 to 35	90.3	10	32.3
13/11/2021	19:00	0	0	5	22	10	1	0	0	0	0	0	0	0	0	0	0	0	0	0	38	32.5	25 to 35	97.4	11	28.9
13/11/2021	20:00	0	1	5	13	10	1	1	0	0	0	0	0	0	0	0	0	0	0	0	31	33.5	25 to 35	90.3	12	38.7
13/11/2021	21:00	0	0	1	3	5	3	0	0	0	0	0	0	0	0	0	0	0	0	0	12	36.7	30 to 40	91.7	8	66.7
13/11/2021	22:00	0	0	4	6	5	2	0	0	0	0	0	0	0	0	0	0	0	0	0	17	34	25 to 35	88.2	7	41.2
13/11/2021	23:00	0	0	1	7	3	0	0	0	0	0	0	0	0	0	0	0	0	0	0	11	31.7	25 to 35	100.0	3	27.3
24 Hr Summary		4	17	85	212	94	19	4	0	0	0	0	0	0	0	0	0	0	0	0	435	32.8	25 to 35	89.9	117	26.9

Incoming Histogram

Hall Lane facing into the Village

from Sat-Sep-04-2021-05-00-PM to Wed-Dec-01-2021-02-59-PM

Date	Starting Hr:min	<15	15 to <20	20 to <25	25 to <30	30 to <35	35 to <40	40 to <45	45 to <50	50 to <55	55 to <60	60 to <65	65 to <70	70 to <75	75 to <80	80 to <85	85 to <90	90 to <95	95 to <100	100 to >105	Total Counts	85pct Speed	10MPH Pace	% in pace	# of Speeders	% Speeders
14/11/2021	00:00	0	0	0	4	1	2	0	0	0	0	0	0	0	0	0	0	0	0	0	7	37.5	30 to 40	100.0	3	42.9
14/11/2021	01:00	0	0	1	1	3	0	0	0	0	0	0	0	0	0	0	0	0	0	0	5	33.3	25 to 35	100.0	3	60.0
14/11/2021	02:00	0	0	0	0	1	1	1	0	0	0	0	0	0	0	0	0	0	0	0	3	45	35 to 45	100.0	3	100.0
14/11/2021	03:00	0	0	0	0	0	1	0	0	0	0	0	0	0	0	0	0	0	0	0	1	40	30 to 40	100.0	1	100.0
14/11/2021	04:00	0	0	0	0	0	0	0	0	0	0	0	0	0	0	0	0	0	0	0	0	0	*	*	*	*
14/11/2021	05:00	0	0	1	0	0	0	0	0	0	0	0	0	0	0	0	0	0	0	0	1	25	15 to 25	100.0	*	*
14/11/2021	06:00	0	0	0	1	1	1	0	0	0	0	0	0	0	0	0	0	0	0	0	3	40	30 to 40	100.0	2	66.7
14/11/2021	07:00	0	0	1	2	0	0	0	1	0	0	0	0	0	0	0	0	0	0	0	4	30	20 to 30	75.0	1	25.0
14/11/2021	08:00	0	1	0	3	1	3	0	0	0	0	0	0	0	0	0	0	0	0	0	8	38.3	30 to 40	87.5	4	50.0
14/11/2021	09:00	0	0	1	3	3	1	0	0	0	0	0	0	0	0	0	0	0	0	0	8	35	25 to 35	87.5	4	50.0
14/11/2021	10:00	0	0	1	5	5	1	0	0	0	0	0	0	0	0	0	0	0	0	0	12	34	25 to 35	91.7	6	50.0
14/11/2021	11:00	1	0	5	8	7	1	0	0	0	0	0	0	0	0	0	0	0	0	0	22	33.6	25 to 35	90.9	8	36.4
14/11/2021	12:00	0	1	3	14	7	4	0	0	0	0	0	0	0	0	0	0	0	0	0	29	35	30 to 40	86.2	11	37.9
14/11/2021	13:00	2	4	6	18	10	0	0	0	0	0	0	0	0	0	0	0	0	0	0	40	32	25 to 35	85.0	10	25.0
14/11/2021	14:00	0	1	4	19	9	1	0	0	0	0	0	0	0	0	0	0	0	0	0	34	32.8	25 to 35	94.1	10	29.4
14/11/2021	15:00	4	2	10	21	4	3	0	0	0	0	0	0	0	0	0	0	0	0	0	44	30	25 to 35	79.5	7	15.9
14/11/2021	16:00	1	1	5	9	11	3	1	0	0	0	0	0	0	0	0	0	0	0	0	31	34.5	25 to 35	80.6	15	48.4
14/11/2021	17:00	0	0	4	23	19	4	0	0	0	0	0	0	0	0	0	0	0	0	0	50	33.9	25 to 35	92.0	23	46.0
14/11/2021	18:00	0	0	2	13	7	2	1	0	0	0	0	0	0	0	0	0	0	0	0	25	34.3	25 to 35	88.0	10	40.0
14/11/2021	19:00	0	0	2	4	4	3	1	0	0	0	0	0	0	0	0	0	0	0	0	14	38.3	30 to 40	78.6	8	57.1
14/11/2021	20:00	0	0	0	2	6	4	1	0	0	0	0	0	0	0	0	0	0	0	0	13	38.8	30 to 40	92.3	11	84.6
14/11/2021	21:00	0	0	3	4	2	0	0	0	0	0	0	0	0	0	0	0	0	0	0	9	32.5	25 to 35	100.0	2	22.2
14/11/2021	22:00	0	0	0	3	2	1	1	0	0	0	0	0	0	0	0	0	0	0	0	7	40	30 to 40	85.7	4	57.1
14/11/2021	23:00	0	0	0	2	1	0	0	0	0	0	0	0	0	0	0	0	0	0	0	3	35	25 to 35	100.0	1	33.3
24 Hr Summary		8	10	49	159	104	36	6	1	0	0	0	0	0	0	0	0	0	0	0	373	34.4	25 to 35	83.6	147	39.4

Incoming Histogram

Hall Lane facing into the Village

from Sat-Sep-04-2021-05-00-PM to Wed-Dec-01-2021-02-59-PM

Date	Starting Hr:min	<15	15 to <20	20 to <25	25 to <30	30 to <35	35 to <40	40 to <45	45 to <50	50 to <55	55 to <60	60 to <65	65 to <70	70 to <75	75 to <80	80 to <85	85 to <90	90 to <95	95 to <100	100 to >105	Total Counts	85pct Speed	10MPH Pace	% in pace	# of Speeders	% Speeders
15/11/2021	00:00	0	0	0	0	1	0	1	0	0	0	0	0	0	0	0	0	0	0	0	2	45	35 to 45	100.0	2	100.0
15/11/2021	01:00	0	0	0	0	2	0	0	0	0	0	0	0	0	0	0	0	0	0	0	2	35	25 to 35	100.0	2	100.0
15/11/2021	02:00	0	0	0	0	0	2	0	0	0	0	0	0	0	0	0	0	0	0	0	2	40	30 to 40	100.0	2	100.0
15/11/2021	03:00	0	0	0	0	0	0	0	0	0	0	0	0	0	0	0	0	0	0	0	0	0	*	*	*	*
15/11/2021	04:00	0	0	0	0	0	1	0	0	0	0	0	0	0	0	0	0	0	0	0	1	40	30 to 40	100.0	1	100.0
15/11/2021	05:00	0	0	0	0	1	2	0	0	0	0	0	0	0	0	0	0	0	0	0	3	40	30 to 40	100.0	3	100.0
15/11/2021	06:00	0	0	0	2	1	0	2	0	0	0	0	0	0	0	0	0	0	0	0	5	42.5	25 to 35	60.0	3	60.0
15/11/2021	07:00	0	0	1	1	1	1	0	0	0	0	0	0	0	0	0	0	0	0	0	4	35	25 to 35	75.0	2	50.0
15/11/2021	08:00	0	0	4	9	6	2	1	0	0	0	0	0	0	0	0	0	0	0	0	22	35	25 to 35	86.4	9	40.9
15/11/2021	09:00	0	1	3	12	15	6	0	0	0	0	0	0	0	0	0	0	0	0	0	37	35	30 to 40	89.2	21	56.8
15/11/2021	10:00	2	3	5	16	6	1	0	0	0	0	0	0	0	0	0	0	0	0	0	33	31.7	25 to 35	81.8	7	21.2
15/11/2021	11:00	0	0	4	8	3	2	0	0	0	0	0	0	0	0	0	0	0	0	0	17	33.3	25 to 35	88.2	5	29.4
15/11/2021	12:00	2	2	5	10	5	1	0	0	0	0	0	0	0	0	0	0	0	0	0	25	32	25 to 35	80.0	6	24.0
15/11/2021	13:00	5	2	13	23	6	3	0	0	0	0	0	0	0	0	0	0	0	0	0	52	30.8	25 to 35	80.8	9	17.3
15/11/2021	14:00	1	5	4	13	5	2	0	0	0	0	0	0	0	0	0	0	0	0	0	30	33	20 to 30	73.3	7	23.3
15/11/2021	15:00	1	5	6	11	13	1	1	0	0	0	0	0	0	0	0	0	0	0	0	38	33.5	25 to 35	78.9	15	39.5
15/11/2021	16:00	4	0	9	20	17	2	0	0	0	0	0	0	0	0	0	0	0	0	0	52	33.2	25 to 35	88.5	19	36.5
15/11/2021	17:00	0	1	16	25	14	4	0	0	0	0	0	0	0	0	0	0	0	0	0	60	33.2	25 to 35	91.7	18	30.0
15/11/2021	18:00	0	2	4	17	17	4	0	0	0	0	0	0	0	0	0	0	0	0	0	44	34.1	25 to 35	86.4	21	47.7
15/11/2021	19:00	0	0	7	18	14	1	2	1	0	0	0	0	0	0	0	0	0	0	0	43	34.3	25 to 35	90.7	18	41.9
15/11/2021	20:00	0	1	2	6	7	1	0	0	0	0	0	0	0	0	0	0	0	0	0	17	33.6	25 to 35	88.2	8	47.1
15/11/2021	21:00	0	0	2	6	5	0	0	0	0	0	0	0	0	0	0	0	0	0	0	13	33	25 to 35	100.0	5	38.5
15/11/2021	22:00	0	0	0	6	3	3	1	0	0	0	0	0	0	0	0	0	0	0	0	13	38.3	30 to 40	92.3	7	53.8
15/11/2021	23:00	0	1	1	2	2	2	0	0	0	0	0	0	0	0	0	0	0	0	0	8	37.5	30 to 40	75.0	4	50.0
24 Hr Summary		15	23	86	205	144	41	8	1	0	0	0	0	0	0	0	0	0	0	0	523	34	25 to 35	83.2	194	37.1

Incoming Histogram

Hall Lane facing into the Village

from Sat-Sep-04-2021-05-00-PM to Wed-Dec-01-2021-02-59-PM

Date	Starting Hr:min	<15	15 to <20	20 to <25	25 to <30	30 to <35	35 to <40	40 to <45	45 to <50	50 to <55	55 to <60	60 to <65	65 to <70	70 to <75	75 to <80	80 to <85	85 to <90	90 to <95	95 to <100	100 to >105	Total Counts	85pct Speed	10MPH Pace	% in pace	# of Speeders	% Speeders	
16/11/2021	00:00	0	0	1	1	0	0	0	0	0	0	0	0	0	0	0	0	0	0	0	2	30	20 to 30	100.0	*	*	
16/11/2021	01:00	0	0	0	0	0	0	0	0	0	0	0	0	0	0	0	0	0	0	0	0	0	*	*	*	*	
16/11/2021	02:00	0	0	0	0	1	0	0	0	0	0	0	0	0	0	0	0	0	0	0	1	35	25 to 35	100.0	1	100.0	
16/11/2021	03:00	0	0	0	0	0	0	0	0	0	0	0	0	0	0	0	0	0	0	0	0	0	*	*	*	*	
16/11/2021	04:00	0	0	0	0	0	0	0	0	0	0	0	0	0	0	0	0	0	0	0	0	0	*	*	*	*	
16/11/2021	05:00	0	0	0	0	2	0	0	1	0	0	0	0	0	0	0	0	0	0	0	3	50	25 to 35	66.7	3	100.0	
16/11/2021	06:00	0	0	0	1	2	0	2	0	0	0	0	0	0	0	0	0	0	0	0	5	42.5	35 to 45	80.0	4	80.0	
16/11/2021	07:00	0	0	0	3	4	0	1	0	0	0	0	0	0	0	0	0	0	0	0	8	35	25 to 35	87.5	5	62.5	
16/11/2021	08:00	0	1	2	9	9	3	1	0	0	0	0	0	0	0	0	0	0	0	0	25	35	30 to 40	84.0	13	52.0	
16/11/2021	09:00	0	0	1	18	15	2	0	0	0	0	0	0	0	0	0	0	0	0	0	36	34	30 to 40	97.2	17	47.2	
16/11/2021	10:00	7	4	6	8	8	1	0	0	0	0	0	0	0	0	0	0	0	0	0	34	32.5	25 to 35	64.7	9	26.5	
16/11/2021	11:00	3	10	6	5	0	0	0	0	0	0	0	0	0	0	0	0	0	0	0	24	26	20 to 30	87.5	*	*	
16/11/2021	12:00	5	1	12	7	4	0	0	0	0	0	0	0	0	0	0	0	0	0	0	29	30	25 to 35	79.3	4	13.8	
16/11/2021	13:00	1	2	8	17	7	1	0	0	0	0	0	0	0	0	0	0	0	0	0	36	32.1	25 to 35	88.9	8	22.2	
16/11/2021	14:00	8	3	7	9	6	0	0	0	0	0	0	0	0	0	0	0	0	0	0	33	30.8	25 to 35	66.7	6	18.2	
16/11/2021	15:00	5	0	7	15	8	2	0	0	0	0	0	0	0	0	0	0	0	0	0	37	32.5	25 to 35	81.1	10	27.0	
16/11/2021	16:00	0	5	7	23	11	5	0	0	0	0	0	0	0	0	0	0	0	0	0	51	33.6	25 to 35	80.4	16	31.4	
16/11/2021	17:00	1	4	13	20	10	1	0	0	0	0	0	0	0	0	0	0	0	0	0	49	32	25 to 35	87.8	11	22.4	
16/11/2021	18:00	1	3	10	21	17	4	0	0	0	0	0	0	0	0	0	0	0	0	0	56	33.8	25 to 35	85.7	21	37.5	
16/11/2021	19:00	0	3	6	19	22	2	1	0	0	0	0	0	0	0	0	0	0	0	0	53	33.9	25 to 35	88.7	25	47.2	
16/11/2021	20:00	1	0	2	7	9	0	0	0	0	0	0	0	0	0	0	0	0	0	0	19	33.3	25 to 35	94.7	9	47.4	
16/11/2021	21:00	*	*	*	*	*	*	*	*	*	*	*	*	*	*	*	*	*	*	*	*	*	*	*	*	*	*
16/11/2021	22:00	*	*	*	*	*	*	*	*	*	*	*	*	*	*	*	*	*	*	*	*	*	*	*	*	*	*
16/11/2021	23:00	*	*	*	*	*	*	*	*	*	*	*	*	*	*	*	*	*	*	*	*	*	*	*	*	*	*
24 Hr Summary		32	36	88	183	135	21	5	1	0	0	0	0	0	0	0	0	0	0	0	501	33.2	25 to 35	81.0	162	32.3	

Incoming Histogram

Hall Lane facing into the Village

from Sat-Sep-04-2021-05-00-PM to Wed-Dec-01-2021-02-59-PM

Date	Starting Hr:min	<15	15 to <20	20 to <25	25 to <30	30 to <35	35 to <40	40 to <45	45 to <50	50 to <55	55 to <60	60 to <65	65 to <70	70 to <75	75 to <80	80 to <85	85 to <90	90 to <95	95 to <100	100 to >105	Total Counts	85pct Speed	10MPH Pace	% in pace	# of Speeders	% Speeders
17/11/2021	00:00	*	*	*	*	*	*	*	*	*	*	*	*	*	*	*	*	*	*	*	*	*	*	*	*	*
17/11/2021	01:00	*	*	*	*	*	*	*	*	*	*	*	*	*	*	*	*	*	*	*	*	*	*	*	*	*
17/11/2021	02:00	*	*	*	*	*	*	*	*	*	*	*	*	*	*	*	*	*	*	*	*	*	*	*	*	*
17/11/2021	03:00	*	*	*	*	*	*	*	*	*	*	*	*	*	*	*	*	*	*	*	*	*	*	*	*	*
17/11/2021	04:00	*	*	*	*	*	*	*	*	*	*	*	*	*	*	*	*	*	*	*	*	*	*	*	*	*
17/11/2021	05:00	*	*	*	*	*	*	*	*	*	*	*	*	*	*	*	*	*	*	*	*	*	*	*	*	*
17/11/2021	06:00	*	*	*	*	*	*	*	*	*	*	*	*	*	*	*	*	*	*	*	*	*	*	*	*	*
17/11/2021	07:00	*	*	*	*	*	*	*	*	*	*	*	*	*	*	*	*	*	*	*	*	*	*	*	*	*
17/11/2021	08:00	*	*	*	*	*	*	*	*	*	*	*	*	*	*	*	*	*	*	*	*	*	*	*	*	*
17/11/2021	09:00	*	*	*	*	*	*	*	*	*	*	*	*	*	*	*	*	*	*	*	*	*	*	*	*	*
17/11/2021	10:00	*	*	*	*	*	*	*	*	*	*	*	*	*	*	*	*	*	*	*	*	*	*	*	*	*
17/11/2021	11:00	*	*	*	*	*	*	*	*	*	*	*	*	*	*	*	*	*	*	*	*	*	*	*	*	*
17/11/2021	12:00	*	*	*	*	*	*	*	*	*	*	*	*	*	*	*	*	*	*	*	*	*	*	*	*	*
17/11/2021	13:00	*	*	*	*	*	*	*	*	*	*	*	*	*	*	*	*	*	*	*	*	*	*	*	*	*
17/11/2021	14:00	*	*	*	*	*	*	*	*	*	*	*	*	*	*	*	*	*	*	*	*	*	*	*	*	*
17/11/2021	15:00	*	*	*	*	*	*	*	*	*	*	*	*	*	*	*	*	*	*	*	*	*	*	*	*	*
17/11/2021	16:00	*	*	*	*	*	*	*	*	*	*	*	*	*	*	*	*	*	*	*	*	*	*	*	*	*
17/11/2021	17:00	*	*	*	*	*	*	*	*	*	*	*	*	*	*	*	*	*	*	*	*	*	*	*	*	*
17/11/2021	18:00	*	*	*	*	*	*	*	*	*	*	*	*	*	*	*	*	*	*	*	*	*	*	*	*	*
17/11/2021	19:00	*	*	*	*	*	*	*	*	*	*	*	*	*	*	*	*	*	*	*	*	*	*	*	*	*
17/11/2021	20:00	*	*	*	*	*	*	*	*	*	*	*	*	*	*	*	*	*	*	*	*	*	*	*	*	*
17/11/2021	21:00	*	*	*	*	*	*	*	*	*	*	*	*	*	*	*	*	*	*	*	*	*	*	*	*	*
17/11/2021	22:00	*	*	*	*	*	*	*	*	*	*	*	*	*	*	*	*	*	*	*	*	*	*	*	*	*
17/11/2021	23:00	*	*	*	*	*	*	*	*	*	*	*	*	*	*	*	*	*	*	*	*	*	*	*	*	*
24 Hr Summary		0	0	0	0	0	0	0	0	0	0	0	0	0	0	0	0	0	0	0	0	0	0	*	*	*

Incoming Histogram

Hall Lane facing into the Village

from Sat-Sep-04-2021-05-00-PM to Wed-Dec-01-2021-02-59-PM

Date	Starting Hr:min	<15	15 to <20	20 to <25	25 to <30	30 to <35	35 to <40	40 to <45	45 to <50	50 to <55	55 to <60	60 to <65	65 to <70	70 to <75	75 to <80	80 to <85	85 to <90	90 to <95	95 to <100	100 to >105	Total Counts	85pct Speed	10MPH Pace	% in pace	# of Speeders	% Speeders
18/11/2021	00:00	*	*	*	*	*	*	*	*	*	*	*	*	*	*	*	*	*	*	*	*	*	*	*	*	*
18/11/2021	01:00	*	*	*	*	*	*	*	*	*	*	*	*	*	*	*	*	*	*	*	*	*	*	*	*	*
18/11/2021	02:00	*	*	*	*	*	*	*	*	*	*	*	*	*	*	*	*	*	*	*	*	*	*	*	*	*
18/11/2021	03:00	*	*	*	*	*	*	*	*	*	*	*	*	*	*	*	*	*	*	*	*	*	*	*	*	*
18/11/2021	04:00	*	*	*	*	*	*	*	*	*	*	*	*	*	*	*	*	*	*	*	*	*	*	*	*	*
18/11/2021	05:00	*	*	*	*	*	*	*	*	*	*	*	*	*	*	*	*	*	*	*	*	*	*	*	*	*
18/11/2021	06:00	*	*	*	*	*	*	*	*	*	*	*	*	*	*	*	*	*	*	*	*	*	*	*	*	*
18/11/2021	07:00	*	*	*	*	*	*	*	*	*	*	*	*	*	*	*	*	*	*	*	*	*	*	*	*	*
18/11/2021	08:00	*	*	*	*	*	*	*	*	*	*	*	*	*	*	*	*	*	*	*	*	*	*	*	*	*
18/11/2021	09:00	*	*	*	*	*	*	*	*	*	*	*	*	*	*	*	*	*	*	*	*	*	*	*	*	*
18/11/2021	10:00	*	*	*	*	*	*	*	*	*	*	*	*	*	*	*	*	*	*	*	*	*	*	*	*	*
18/11/2021	11:00	*	*	*	*	*	*	*	*	*	*	*	*	*	*	*	*	*	*	*	*	*	*	*	*	*
18/11/2021	12:00	*	*	*	*	*	*	*	*	*	*	*	*	*	*	*	*	*	*	*	*	*	*	*	*	*
18/11/2021	13:00	*	*	*	*	*	*	*	*	*	*	*	*	*	*	*	*	*	*	*	*	*	*	*	*	*
18/11/2021	14:00	*	*	*	*	*	*	*	*	*	*	*	*	*	*	*	*	*	*	*	*	*	*	*	*	*
18/11/2021	15:00	*	*	*	*	*	*	*	*	*	*	*	*	*	*	*	*	*	*	*	*	*	*	*	*	*
18/11/2021	16:00	*	*	*	*	*	*	*	*	*	*	*	*	*	*	*	*	*	*	*	*	*	*	*	*	*
18/11/2021	17:00	*	*	*	*	*	*	*	*	*	*	*	*	*	*	*	*	*	*	*	*	*	*	*	*	*
18/11/2021	18:00	*	*	*	*	*	*	*	*	*	*	*	*	*	*	*	*	*	*	*	*	*	*	*	*	*
18/11/2021	19:00	*	*	*	*	*	*	*	*	*	*	*	*	*	*	*	*	*	*	*	*	*	*	*	*	*
18/11/2021	20:00	*	*	*	*	*	*	*	*	*	*	*	*	*	*	*	*	*	*	*	*	*	*	*	*	*
18/11/2021	21:00	*	*	*	*	*	*	*	*	*	*	*	*	*	*	*	*	*	*	*	*	*	*	*	*	*
18/11/2021	22:00	*	*	*	*	*	*	*	*	*	*	*	*	*	*	*	*	*	*	*	*	*	*	*	*	*
18/11/2021	23:00	*	*	*	*	*	*	*	*	*	*	*	*	*	*	*	*	*	*	*	*	*	*	*	*	*
24 Hr Summary		0	0	0	0	0	0	0	0	0	0	0	0	0	0	0	0	0	0	0	0	0	0	*	*	*

Incoming Histogram

Hall Lane facing into the Village

from Sat-Sep-04-2021-05-00-PM to Wed-Dec-01-2021-02-59-PM

Date	Starting Hr:min	<15	15 to <20	20 to <25	25 to <30	30 to <35	35 to <40	40 to <45	45 to <50	50 to <55	55 to <60	60 to <65	65 to <70	70 to <75	75 to <80	80 to <85	85 to <90	90 to <95	95 to <100	100 to >105	Total Counts	85pct Speed	10MPH Pace	% in pace	# of Speeders	% Speeders
19/11/2021	00:00	*	*	*	*	*	*	*	*	*	*	*	*	*	*	*	*	*	*	*	*	*	*	*	*	*
19/11/2021	01:00	*	*	*	*	*	*	*	*	*	*	*	*	*	*	*	*	*	*	*	*	*	*	*	*	*
19/11/2021	02:00	*	*	*	*	*	*	*	*	*	*	*	*	*	*	*	*	*	*	*	*	*	*	*	*	*
19/11/2021	03:00	*	*	*	*	*	*	*	*	*	*	*	*	*	*	*	*	*	*	*	*	*	*	*	*	*
19/11/2021	04:00	*	*	*	*	*	*	*	*	*	*	*	*	*	*	*	*	*	*	*	*	*	*	*	*	*
19/11/2021	05:00	*	*	*	*	*	*	*	*	*	*	*	*	*	*	*	*	*	*	*	*	*	*	*	*	*
19/11/2021	06:00	*	*	*	*	*	*	*	*	*	*	*	*	*	*	*	*	*	*	*	*	*	*	*	*	*
19/11/2021	07:00	*	*	*	*	*	*	*	*	*	*	*	*	*	*	*	*	*	*	*	*	*	*	*	*	*
19/11/2021	08:00	*	*	*	*	*	*	*	*	*	*	*	*	*	*	*	*	*	*	*	*	*	*	*	*	*
19/11/2021	09:00	*	*	*	*	*	*	*	*	*	*	*	*	*	*	*	*	*	*	*	*	*	*	*	*	*
19/11/2021	10:00	*	*	*	*	*	*	*	*	*	*	*	*	*	*	*	*	*	*	*	*	*	*	*	*	*
19/11/2021	11:00	*	*	*	*	*	*	*	*	*	*	*	*	*	*	*	*	*	*	*	*	*	*	*	*	*
19/11/2021	12:00	*	*	*	*	*	*	*	*	*	*	*	*	*	*	*	*	*	*	*	*	*	*	*	*	*
19/11/2021	13:00	*	*	*	*	*	*	*	*	*	*	*	*	*	*	*	*	*	*	*	*	*	*	*	*	*
19/11/2021	14:00	*	*	*	*	*	*	*	*	*	*	*	*	*	*	*	*	*	*	*	*	*	*	*	*	*
19/11/2021	15:00	*	*	*	*	*	*	*	*	*	*	*	*	*	*	*	*	*	*	*	*	*	*	*	*	*
19/11/2021	16:00	*	*	*	*	*	*	*	*	*	*	*	*	*	*	*	*	*	*	*	*	*	*	*	*	*
19/11/2021	17:00	*	*	*	*	*	*	*	*	*	*	*	*	*	*	*	*	*	*	*	*	*	*	*	*	*
19/11/2021	18:00	*	*	*	*	*	*	*	*	*	*	*	*	*	*	*	*	*	*	*	*	*	*	*	*	*
19/11/2021	19:00	*	*	*	*	*	*	*	*	*	*	*	*	*	*	*	*	*	*	*	*	*	*	*	*	*
19/11/2021	20:00	*	*	*	*	*	*	*	*	*	*	*	*	*	*	*	*	*	*	*	*	*	*	*	*	*
19/11/2021	21:00	*	*	*	*	*	*	*	*	*	*	*	*	*	*	*	*	*	*	*	*	*	*	*	*	*
19/11/2021	22:00	*	*	*	*	*	*	*	*	*	*	*	*	*	*	*	*	*	*	*	*	*	*	*	*	*
19/11/2021	23:00	*	*	*	*	*	*	*	*	*	*	*	*	*	*	*	*	*	*	*	*	*	*	*	*	*
24 Hr Summary		0	0	0	0	0	0	0	0	0	0	0	0	0	0	0	0	0	0	0	0	0	0	*	*	*

Incoming Histogram

Hall Lane facing into the Village

from Sat-Sep-04-2021-05-00-PM to Wed-Dec-01-2021-02-59-PM

Date	Starting Hr:min	<15	15 to <20	20 to <25	25 to <30	30 to <35	35 to <40	40 to <45	45 to <50	50 to <55	55 to <60	60 to <65	65 to <70	70 to <75	75 to <80	80 to <85	85 to <90	90 to <95	95 to <100	100 to >105	Total Counts	85pct Speed	10MPH Pace	% in pace	# of Speeders	% Speeders
20/11/2021	00:00	*	*	*	*	*	*	*	*	*	*	*	*	*	*	*	*	*	*	*	*	*	*	*	*	*
20/11/2021	01:00	*	*	*	*	*	*	*	*	*	*	*	*	*	*	*	*	*	*	*	*	*	*	*	*	*
20/11/2021	02:00	*	*	*	*	*	*	*	*	*	*	*	*	*	*	*	*	*	*	*	*	*	*	*	*	*
20/11/2021	03:00	*	*	*	*	*	*	*	*	*	*	*	*	*	*	*	*	*	*	*	*	*	*	*	*	*
20/11/2021	04:00	*	*	*	*	*	*	*	*	*	*	*	*	*	*	*	*	*	*	*	*	*	*	*	*	*
20/11/2021	05:00	*	*	*	*	*	*	*	*	*	*	*	*	*	*	*	*	*	*	*	*	*	*	*	*	*
20/11/2021	06:00	*	*	*	*	*	*	*	*	*	*	*	*	*	*	*	*	*	*	*	*	*	*	*	*	*
20/11/2021	07:00	*	*	*	*	*	*	*	*	*	*	*	*	*	*	*	*	*	*	*	*	*	*	*	*	*
20/11/2021	08:00	*	*	*	*	*	*	*	*	*	*	*	*	*	*	*	*	*	*	*	*	*	*	*	*	*
20/11/2021	09:00	*	*	*	*	*	*	*	*	*	*	*	*	*	*	*	*	*	*	*	*	*	*	*	*	*
20/11/2021	10:00	*	*	*	*	*	*	*	*	*	*	*	*	*	*	*	*	*	*	*	*	*	*	*	*	*
20/11/2021	11:00	*	*	*	*	*	*	*	*	*	*	*	*	*	*	*	*	*	*	*	*	*	*	*	*	*
20/11/2021	12:00	*	*	*	*	*	*	*	*	*	*	*	*	*	*	*	*	*	*	*	*	*	*	*	*	*
20/11/2021	13:00	*	*	*	*	*	*	*	*	*	*	*	*	*	*	*	*	*	*	*	*	*	*	*	*	*
20/11/2021	14:00	*	*	*	*	*	*	*	*	*	*	*	*	*	*	*	*	*	*	*	*	*	*	*	*	*
20/11/2021	15:00	*	*	*	*	*	*	*	*	*	*	*	*	*	*	*	*	*	*	*	*	*	*	*	*	*
20/11/2021	16:00	*	*	*	*	*	*	*	*	*	*	*	*	*	*	*	*	*	*	*	*	*	*	*	*	*
20/11/2021	17:00	*	*	*	*	*	*	*	*	*	*	*	*	*	*	*	*	*	*	*	*	*	*	*	*	*
20/11/2021	18:00	*	*	*	*	*	*	*	*	*	*	*	*	*	*	*	*	*	*	*	*	*	*	*	*	*
20/11/2021	19:00	*	*	*	*	*	*	*	*	*	*	*	*	*	*	*	*	*	*	*	*	*	*	*	*	*
20/11/2021	20:00	*	*	*	*	*	*	*	*	*	*	*	*	*	*	*	*	*	*	*	*	*	*	*	*	*
20/11/2021	21:00	*	*	*	*	*	*	*	*	*	*	*	*	*	*	*	*	*	*	*	*	*	*	*	*	*
20/11/2021	22:00	*	*	*	*	*	*	*	*	*	*	*	*	*	*	*	*	*	*	*	*	*	*	*	*	*
20/11/2021	23:00	*	*	*	*	*	*	*	*	*	*	*	*	*	*	*	*	*	*	*	*	*	*	*	*	*
24 Hr Summary		0	0	0	0	0	0	0	0	0	0	0	0	0	0	0	0	0	0	0	0	0	0	*	*	*

Incoming Histogram

Hall Lane facing into the Village

from Sat-Sep-04-2021-05-00-PM to Wed-Dec-01-2021-02-59-PM

Date	Starting Hr:min	<15	15 to <20	20 to <25	25 to <30	30 to <35	35 to <40	40 to <45	45 to <50	50 to <55	55 to <60	60 to <65	65 to <70	70 to <75	75 to <80	80 to <85	85 to <90	90 to <95	95 to <100	100 to >105	Total Counts	85pct Speed	10MPH Pace	% in pace	# of Speeders	% Speeders
21/11/2021	00:00	*	*	*	*	*	*	*	*	*	*	*	*	*	*	*	*	*	*	*	*	*	*	*	*	*
21/11/2021	01:00	*	*	*	*	*	*	*	*	*	*	*	*	*	*	*	*	*	*	*	*	*	*	*	*	*
21/11/2021	02:00	*	*	*	*	*	*	*	*	*	*	*	*	*	*	*	*	*	*	*	*	*	*	*	*	*
21/11/2021	03:00	*	*	*	*	*	*	*	*	*	*	*	*	*	*	*	*	*	*	*	*	*	*	*	*	*
21/11/2021	04:00	*	*	*	*	*	*	*	*	*	*	*	*	*	*	*	*	*	*	*	*	*	*	*	*	*
21/11/2021	05:00	*	*	*	*	*	*	*	*	*	*	*	*	*	*	*	*	*	*	*	*	*	*	*	*	*
21/11/2021	06:00	*	*	*	*	*	*	*	*	*	*	*	*	*	*	*	*	*	*	*	*	*	*	*	*	*
21/11/2021	07:00	*	*	*	*	*	*	*	*	*	*	*	*	*	*	*	*	*	*	*	*	*	*	*	*	*
21/11/2021	08:00	*	*	*	*	*	*	*	*	*	*	*	*	*	*	*	*	*	*	*	*	*	*	*	*	*
21/11/2021	09:00	*	*	*	*	*	*	*	*	*	*	*	*	*	*	*	*	*	*	*	*	*	*	*	*	*
21/11/2021	10:00	*	*	*	*	*	*	*	*	*	*	*	*	*	*	*	*	*	*	*	*	*	*	*	*	*
21/11/2021	11:00	*	*	*	*	*	*	*	*	*	*	*	*	*	*	*	*	*	*	*	*	*	*	*	*	*
21/11/2021	12:00	*	*	*	*	*	*	*	*	*	*	*	*	*	*	*	*	*	*	*	*	*	*	*	*	*
21/11/2021	13:00	*	*	*	*	*	*	*	*	*	*	*	*	*	*	*	*	*	*	*	*	*	*	*	*	*
21/11/2021	14:00	*	*	*	*	*	*	*	*	*	*	*	*	*	*	*	*	*	*	*	*	*	*	*	*	*
21/11/2021	15:00	*	*	*	*	*	*	*	*	*	*	*	*	*	*	*	*	*	*	*	*	*	*	*	*	*
21/11/2021	16:00	*	*	*	*	*	*	*	*	*	*	*	*	*	*	*	*	*	*	*	*	*	*	*	*	*
21/11/2021	17:00	*	*	*	*	*	*	*	*	*	*	*	*	*	*	*	*	*	*	*	*	*	*	*	*	*
21/11/2021	18:00	*	*	*	*	*	*	*	*	*	*	*	*	*	*	*	*	*	*	*	*	*	*	*	*	*
21/11/2021	19:00	*	*	*	*	*	*	*	*	*	*	*	*	*	*	*	*	*	*	*	*	*	*	*	*	*
21/11/2021	20:00	*	*	*	*	*	*	*	*	*	*	*	*	*	*	*	*	*	*	*	*	*	*	*	*	*
21/11/2021	21:00	*	*	*	*	*	*	*	*	*	*	*	*	*	*	*	*	*	*	*	*	*	*	*	*	*
21/11/2021	22:00	*	*	*	*	*	*	*	*	*	*	*	*	*	*	*	*	*	*	*	*	*	*	*	*	*
21/11/2021	23:00	*	*	*	*	*	*	*	*	*	*	*	*	*	*	*	*	*	*	*	*	*	*	*	*	*
24 Hr Summary		0	0	0	0	0	0	0	0	0	0	0	0	0	0	0	0	0	0	0	0	0	0	*	*	*

Incoming Histogram

Hall Lane facing into the Village

from Sat-Sep-04-2021-05-00-PM to Wed-Dec-01-2021-02-59-PM

Date	Starting Hr:min	<15	15 to <20	20 to <25	25 to <30	30 to <35	35 to <40	40 to <45	45 to <50	50 to <55	55 to <60	60 to <65	65 to <70	70 to <75	75 to <80	80 to <85	85 to <90	90 to <95	95 to <100	100 to >105	Total Counts	85pct Speed	10MPH Pace	% in pace	# of Speeders	% Speeders
22/11/2021	00:00	*	*	*	*	*	*	*	*	*	*	*	*	*	*	*	*	*	*	*	*	*	*	*	*	*
22/11/2021	01:00	*	*	*	*	*	*	*	*	*	*	*	*	*	*	*	*	*	*	*	*	*	*	*	*	*
22/11/2021	02:00	*	*	*	*	*	*	*	*	*	*	*	*	*	*	*	*	*	*	*	*	*	*	*	*	*
22/11/2021	03:00	*	*	*	*	*	*	*	*	*	*	*	*	*	*	*	*	*	*	*	*	*	*	*	*	*
22/11/2021	04:00	*	*	*	*	*	*	*	*	*	*	*	*	*	*	*	*	*	*	*	*	*	*	*	*	*
22/11/2021	05:00	*	*	*	*	*	*	*	*	*	*	*	*	*	*	*	*	*	*	*	*	*	*	*	*	*
22/11/2021	06:00	*	*	*	*	*	*	*	*	*	*	*	*	*	*	*	*	*	*	*	*	*	*	*	*	*
22/11/2021	07:00	*	*	*	*	*	*	*	*	*	*	*	*	*	*	*	*	*	*	*	*	*	*	*	*	*
22/11/2021	08:00	*	*	*	*	*	*	*	*	*	*	*	*	*	*	*	*	*	*	*	*	*	*	*	*	*
22/11/2021	09:00	*	*	*	*	*	*	*	*	*	*	*	*	*	*	*	*	*	*	*	*	*	*	*	*	*
22/11/2021	10:00	*	*	*	*	*	*	*	*	*	*	*	*	*	*	*	*	*	*	*	*	*	*	*	*	*
22/11/2021	11:00	*	*	*	*	*	*	*	*	*	*	*	*	*	*	*	*	*	*	*	*	*	*	*	*	*
22/11/2021	12:00	*	*	*	*	*	*	*	*	*	*	*	*	*	*	*	*	*	*	*	*	*	*	*	*	*
22/11/2021	13:00	*	*	*	*	*	*	*	*	*	*	*	*	*	*	*	*	*	*	*	*	*	*	*	*	*
22/11/2021	14:00	*	*	*	*	*	*	*	*	*	*	*	*	*	*	*	*	*	*	*	*	*	*	*	*	*
22/11/2021	15:00	*	*	*	*	*	*	*	*	*	*	*	*	*	*	*	*	*	*	*	*	*	*	*	*	*
22/11/2021	16:00	*	*	*	*	*	*	*	*	*	*	*	*	*	*	*	*	*	*	*	*	*	*	*	*	*
22/11/2021	17:00	*	*	*	*	*	*	*	*	*	*	*	*	*	*	*	*	*	*	*	*	*	*	*	*	*
22/11/2021	18:00	*	*	*	*	*	*	*	*	*	*	*	*	*	*	*	*	*	*	*	*	*	*	*	*	*
22/11/2021	19:00	*	*	*	*	*	*	*	*	*	*	*	*	*	*	*	*	*	*	*	*	*	*	*	*	*
22/11/2021	20:00	*	*	*	*	*	*	*	*	*	*	*	*	*	*	*	*	*	*	*	*	*	*	*	*	*
22/11/2021	21:00	*	*	*	*	*	*	*	*	*	*	*	*	*	*	*	*	*	*	*	*	*	*	*	*	*
22/11/2021	22:00	*	*	*	*	*	*	*	*	*	*	*	*	*	*	*	*	*	*	*	*	*	*	*	*	*
22/11/2021	23:00	*	*	*	*	*	*	*	*	*	*	*	*	*	*	*	*	*	*	*	*	*	*	*	*	*
24 Hr Summary		0	0	0	0	0	0	0	0	0	0	0	0	0	0	0	0	0	0	0	0	0	0	*	*	*

Incoming Histogram

Hall Lane facing into the Village

from Sat-Sep-04-2021-05-00-PM to Wed-Dec-01-2021-02-59-PM

Date	Starting Hr:min	<15	15 to <20	20 to <25	25 to <30	30 to <35	35 to <40	40 to <45	45 to <50	50 to <55	55 to <60	60 to <65	65 to <70	70 to <75	75 to <80	80 to <85	85 to <90	90 to <95	95 to <100	100 to >105	Total Counts	85pct Speed	10MPH Pace	% in pace	# of Speeders	% Speeders
23/11/2021	00:00	*	*	*	*	*	*	*	*	*	*	*	*	*	*	*	*	*	*	*	*	*	*	*	*	*
23/11/2021	01:00	*	*	*	*	*	*	*	*	*	*	*	*	*	*	*	*	*	*	*	*	*	*	*	*	*
23/11/2021	02:00	*	*	*	*	*	*	*	*	*	*	*	*	*	*	*	*	*	*	*	*	*	*	*	*	*
23/11/2021	03:00	*	*	*	*	*	*	*	*	*	*	*	*	*	*	*	*	*	*	*	*	*	*	*	*	*
23/11/2021	04:00	*	*	*	*	*	*	*	*	*	*	*	*	*	*	*	*	*	*	*	*	*	*	*	*	*
23/11/2021	05:00	*	*	*	*	*	*	*	*	*	*	*	*	*	*	*	*	*	*	*	*	*	*	*	*	*
23/11/2021	06:00	*	*	*	*	*	*	*	*	*	*	*	*	*	*	*	*	*	*	*	*	*	*	*	*	*
23/11/2021	07:00	*	*	*	*	*	*	*	*	*	*	*	*	*	*	*	*	*	*	*	*	*	*	*	*	*
23/11/2021	08:00	*	*	*	*	*	*	*	*	*	*	*	*	*	*	*	*	*	*	*	*	*	*	*	*	*
23/11/2021	09:00	*	*	*	*	*	*	*	*	*	*	*	*	*	*	*	*	*	*	*	*	*	*	*	*	*
23/11/2021	10:00	*	*	*	*	*	*	*	*	*	*	*	*	*	*	*	*	*	*	*	*	*	*	*	*	*
23/11/2021	11:00	*	*	*	*	*	*	*	*	*	*	*	*	*	*	*	*	*	*	*	*	*	*	*	*	*
23/11/2021	12:00	*	*	*	*	*	*	*	*	*	*	*	*	*	*	*	*	*	*	*	*	*	*	*	*	*
23/11/2021	13:00	*	*	*	*	*	*	*	*	*	*	*	*	*	*	*	*	*	*	*	*	*	*	*	*	*
23/11/2021	14:00	*	*	*	*	*	*	*	*	*	*	*	*	*	*	*	*	*	*	*	*	*	*	*	*	*
23/11/2021	15:00	*	*	*	*	*	*	*	*	*	*	*	*	*	*	*	*	*	*	*	*	*	*	*	*	*
23/11/2021	16:00	*	*	*	*	*	*	*	*	*	*	*	*	*	*	*	*	*	*	*	*	*	*	*	*	*
23/11/2021	17:00	*	*	*	*	*	*	*	*	*	*	*	*	*	*	*	*	*	*	*	*	*	*	*	*	*
23/11/2021	18:00	*	*	*	*	*	*	*	*	*	*	*	*	*	*	*	*	*	*	*	*	*	*	*	*	*
23/11/2021	19:00	*	*	*	*	*	*	*	*	*	*	*	*	*	*	*	*	*	*	*	*	*	*	*	*	*
23/11/2021	20:00	*	*	*	*	*	*	*	*	*	*	*	*	*	*	*	*	*	*	*	*	*	*	*	*	*
23/11/2021	21:00	*	*	*	*	*	*	*	*	*	*	*	*	*	*	*	*	*	*	*	*	*	*	*	*	*
23/11/2021	22:00	*	*	*	*	*	*	*	*	*	*	*	*	*	*	*	*	*	*	*	*	*	*	*	*	*
23/11/2021	23:00	*	*	*	*	*	*	*	*	*	*	*	*	*	*	*	*	*	*	*	*	*	*	*	*	*
24 Hr Summary		0	0	0	0	0	0	0	0	0	0	0	0	0	0	0	0	0	0	0	0	0	0	*	*	*

Incoming Histogram

Hall Lane facing into the Village

from Sat-Sep-04-2021-05-00-PM to Wed-Dec-01-2021-02-59-PM

Date	Starting Hr:min	<15	15 to <20	20 to <25	25 to <30	30 to <35	35 to <40	40 to <45	45 to <50	50 to <55	55 to <60	60 to <65	65 to <70	70 to <75	75 to <80	80 to <85	85 to <90	90 to <95	95 to <100	100 to >105	Total Counts	85pct Speed	10MPH Pace	% in pace	# of Speeders	% Speeders
24/11/2021	00:00	*	*	*	*	*	*	*	*	*	*	*	*	*	*	*	*	*	*	*	*	*	*	*	*	*
24/11/2021	01:00	*	*	*	*	*	*	*	*	*	*	*	*	*	*	*	*	*	*	*	*	*	*	*	*	*
24/11/2021	02:00	*	*	*	*	*	*	*	*	*	*	*	*	*	*	*	*	*	*	*	*	*	*	*	*	*
24/11/2021	03:00	*	*	*	*	*	*	*	*	*	*	*	*	*	*	*	*	*	*	*	*	*	*	*	*	*
24/11/2021	04:00	*	*	*	*	*	*	*	*	*	*	*	*	*	*	*	*	*	*	*	*	*	*	*	*	*
24/11/2021	05:00	*	*	*	*	*	*	*	*	*	*	*	*	*	*	*	*	*	*	*	*	*	*	*	*	*
24/11/2021	06:00	*	*	*	*	*	*	*	*	*	*	*	*	*	*	*	*	*	*	*	*	*	*	*	*	*
24/11/2021	07:00	*	*	*	*	*	*	*	*	*	*	*	*	*	*	*	*	*	*	*	*	*	*	*	*	*
24/11/2021	08:00	*	*	*	*	*	*	*	*	*	*	*	*	*	*	*	*	*	*	*	*	*	*	*	*	*
24/11/2021	09:00	*	*	*	*	*	*	*	*	*	*	*	*	*	*	*	*	*	*	*	*	*	*	*	*	*
24/11/2021	10:00	*	*	*	*	*	*	*	*	*	*	*	*	*	*	*	*	*	*	*	*	*	*	*	*	*
24/11/2021	11:00	*	*	*	*	*	*	*	*	*	*	*	*	*	*	*	*	*	*	*	*	*	*	*	*	*
24/11/2021	12:00	*	*	*	*	*	*	*	*	*	*	*	*	*	*	*	*	*	*	*	*	*	*	*	*	*
24/11/2021	13:00	*	*	*	*	*	*	*	*	*	*	*	*	*	*	*	*	*	*	*	*	*	*	*	*	*
24/11/2021	14:00	*	*	*	*	*	*	*	*	*	*	*	*	*	*	*	*	*	*	*	*	*	*	*	*	*
24/11/2021	15:00	*	*	*	*	*	*	*	*	*	*	*	*	*	*	*	*	*	*	*	*	*	*	*	*	*
24/11/2021	16:00	*	*	*	*	*	*	*	*	*	*	*	*	*	*	*	*	*	*	*	*	*	*	*	*	*
24/11/2021	17:00	*	*	*	*	*	*	*	*	*	*	*	*	*	*	*	*	*	*	*	*	*	*	*	*	*
24/11/2021	18:00	*	*	*	*	*	*	*	*	*	*	*	*	*	*	*	*	*	*	*	*	*	*	*	*	*
24/11/2021	19:00	*	*	*	*	*	*	*	*	*	*	*	*	*	*	*	*	*	*	*	*	*	*	*	*	*
24/11/2021	20:00	*	*	*	*	*	*	*	*	*	*	*	*	*	*	*	*	*	*	*	*	*	*	*	*	*
24/11/2021	21:00	*	*	*	*	*	*	*	*	*	*	*	*	*	*	*	*	*	*	*	*	*	*	*	*	*
24/11/2021	22:00	*	*	*	*	*	*	*	*	*	*	*	*	*	*	*	*	*	*	*	*	*	*	*	*	*
24/11/2021	23:00	*	*	*	*	*	*	*	*	*	*	*	*	*	*	*	*	*	*	*	*	*	*	*	*	*
24 Hr Summary		0	0	0	0	0	0	0	0	0	0	0	0	0	0	0	0	0	0	0	0	0	0	*	*	*

Incoming Histogram

Hall Lane facing into the Village

from Sat-Sep-04-2021-05-00-PM to Wed-Dec-01-2021-02-59-PM

Date	Starting Hr:min	<15	15 to <20	20 to <25	25 to <30	30 to <35	35 to <40	40 to <45	45 to <50	50 to <55	55 to <60	60 to <65	65 to <70	70 to <75	75 to <80	80 to <85	85 to <90	90 to <95	95 to <100	100 to >105	Total Counts	85pct Speed	10MPH Pace	% in pace	# of Speeders	% Speeders
25/11/2021	00:00	*	*	*	*	*	*	*	*	*	*	*	*	*	*	*	*	*	*	*	*	*	*	*	*	*
25/11/2021	01:00	*	*	*	*	*	*	*	*	*	*	*	*	*	*	*	*	*	*	*	*	*	*	*	*	*
25/11/2021	02:00	*	*	*	*	*	*	*	*	*	*	*	*	*	*	*	*	*	*	*	*	*	*	*	*	*
25/11/2021	03:00	*	*	*	*	*	*	*	*	*	*	*	*	*	*	*	*	*	*	*	*	*	*	*	*	*
25/11/2021	04:00	*	*	*	*	*	*	*	*	*	*	*	*	*	*	*	*	*	*	*	*	*	*	*	*	*
25/11/2021	05:00	*	*	*	*	*	*	*	*	*	*	*	*	*	*	*	*	*	*	*	*	*	*	*	*	*
25/11/2021	06:00	*	*	*	*	*	*	*	*	*	*	*	*	*	*	*	*	*	*	*	*	*	*	*	*	*
25/11/2021	07:00	*	*	*	*	*	*	*	*	*	*	*	*	*	*	*	*	*	*	*	*	*	*	*	*	*
25/11/2021	08:00	*	*	*	*	*	*	*	*	*	*	*	*	*	*	*	*	*	*	*	*	*	*	*	*	*
25/11/2021	09:00	*	*	*	*	*	*	*	*	*	*	*	*	*	*	*	*	*	*	*	*	*	*	*	*	*
25/11/2021	10:00	*	*	*	*	*	*	*	*	*	*	*	*	*	*	*	*	*	*	*	*	*	*	*	*	*
25/11/2021	11:00	*	*	*	*	*	*	*	*	*	*	*	*	*	*	*	*	*	*	*	*	*	*	*	*	*
25/11/2021	12:00	*	*	*	*	*	*	*	*	*	*	*	*	*	*	*	*	*	*	*	*	*	*	*	*	*
25/11/2021	13:00	*	*	*	*	*	*	*	*	*	*	*	*	*	*	*	*	*	*	*	*	*	*	*	*	*
25/11/2021	14:00	*	*	*	*	*	*	*	*	*	*	*	*	*	*	*	*	*	*	*	*	*	*	*	*	*
25/11/2021	15:00	*	*	*	*	*	*	*	*	*	*	*	*	*	*	*	*	*	*	*	*	*	*	*	*	*
25/11/2021	16:00	*	*	*	*	*	*	*	*	*	*	*	*	*	*	*	*	*	*	*	*	*	*	*	*	*
25/11/2021	17:00	*	*	*	*	*	*	*	*	*	*	*	*	*	*	*	*	*	*	*	*	*	*	*	*	*
25/11/2021	18:00	*	*	*	*	*	*	*	*	*	*	*	*	*	*	*	*	*	*	*	*	*	*	*	*	*
25/11/2021	19:00	*	*	*	*	*	*	*	*	*	*	*	*	*	*	*	*	*	*	*	*	*	*	*	*	*
25/11/2021	20:00	*	*	*	*	*	*	*	*	*	*	*	*	*	*	*	*	*	*	*	*	*	*	*	*	*
25/11/2021	21:00	*	*	*	*	*	*	*	*	*	*	*	*	*	*	*	*	*	*	*	*	*	*	*	*	*
25/11/2021	22:00	*	*	*	*	*	*	*	*	*	*	*	*	*	*	*	*	*	*	*	*	*	*	*	*	*
25/11/2021	23:00	*	*	*	*	*	*	*	*	*	*	*	*	*	*	*	*	*	*	*	*	*	*	*	*	*
24 Hr Summary		0	0	0	0	0	0	0	0	0	0	0	0	0	0	0	0	0	0	0	0	0	0	*	*	*

Incoming Histogram

Hall Lane facing into the Village

from Sat-Sep-04-2021-05-00-PM to Wed-Dec-01-2021-02-59-PM

Date	Starting Hr:min	<15	15 to <20	20 to <25	25 to <30	30 to <35	35 to <40	40 to <45	45 to <50	50 to <55	55 to <60	60 to <65	65 to <70	70 to <75	75 to <80	80 to <85	85 to <90	90 to <95	95 to <100	100 to >105	Total Counts	85pct Speed	10MPH Pace	% in pace	# of Speeders	% Speeders
26/11/2021	00:00	*	*	*	*	*	*	*	*	*	*	*	*	*	*	*	*	*	*	*	*	*	*	*	*	*
26/11/2021	01:00	*	*	*	*	*	*	*	*	*	*	*	*	*	*	*	*	*	*	*	*	*	*	*	*	*
26/11/2021	02:00	*	*	*	*	*	*	*	*	*	*	*	*	*	*	*	*	*	*	*	*	*	*	*	*	*
26/11/2021	03:00	*	*	*	*	*	*	*	*	*	*	*	*	*	*	*	*	*	*	*	*	*	*	*	*	*
26/11/2021	04:00	*	*	*	*	*	*	*	*	*	*	*	*	*	*	*	*	*	*	*	*	*	*	*	*	*
26/11/2021	05:00	*	*	*	*	*	*	*	*	*	*	*	*	*	*	*	*	*	*	*	*	*	*	*	*	*
26/11/2021	06:00	*	*	*	*	*	*	*	*	*	*	*	*	*	*	*	*	*	*	*	*	*	*	*	*	*
26/11/2021	07:00	*	*	*	*	*	*	*	*	*	*	*	*	*	*	*	*	*	*	*	*	*	*	*	*	*
26/11/2021	08:00	*	*	*	*	*	*	*	*	*	*	*	*	*	*	*	*	*	*	*	*	*	*	*	*	*
26/11/2021	09:00	*	*	*	*	*	*	*	*	*	*	*	*	*	*	*	*	*	*	*	*	*	*	*	*	*
26/11/2021	10:00	*	*	*	*	*	*	*	*	*	*	*	*	*	*	*	*	*	*	*	*	*	*	*	*	*
26/11/2021	11:00	*	*	*	*	*	*	*	*	*	*	*	*	*	*	*	*	*	*	*	*	*	*	*	*	*
26/11/2021	12:00	*	*	*	*	*	*	*	*	*	*	*	*	*	*	*	*	*	*	*	*	*	*	*	*	*
26/11/2021	13:00	*	*	*	*	*	*	*	*	*	*	*	*	*	*	*	*	*	*	*	*	*	*	*	*	*
26/11/2021	14:00	*	*	*	*	*	*	*	*	*	*	*	*	*	*	*	*	*	*	*	*	*	*	*	*	*
26/11/2021	15:00	*	*	*	*	*	*	*	*	*	*	*	*	*	*	*	*	*	*	*	*	*	*	*	*	*
26/11/2021	16:00	*	*	*	*	*	*	*	*	*	*	*	*	*	*	*	*	*	*	*	*	*	*	*	*	*
26/11/2021	17:00	*	*	*	*	*	*	*	*	*	*	*	*	*	*	*	*	*	*	*	*	*	*	*	*	*
26/11/2021	18:00	*	*	*	*	*	*	*	*	*	*	*	*	*	*	*	*	*	*	*	*	*	*	*	*	*
26/11/2021	19:00	*	*	*	*	*	*	*	*	*	*	*	*	*	*	*	*	*	*	*	*	*	*	*	*	*
26/11/2021	20:00	*	*	*	*	*	*	*	*	*	*	*	*	*	*	*	*	*	*	*	*	*	*	*	*	*
26/11/2021	21:00	*	*	*	*	*	*	*	*	*	*	*	*	*	*	*	*	*	*	*	*	*	*	*	*	*
26/11/2021	22:00	*	*	*	*	*	*	*	*	*	*	*	*	*	*	*	*	*	*	*	*	*	*	*	*	*
26/11/2021	23:00	*	*	*	*	*	*	*	*	*	*	*	*	*	*	*	*	*	*	*	*	*	*	*	*	*
24 Hr Summary		0	0	0	0	0	0	0	0	0	0	0	0	0	0	0	0	0	0	0	0	0	0	*	*	*

Incoming Histogram

Hall Lane facing into the Village

from Sat-Sep-04-2021-05-00-PM to Wed-Dec-01-2021-02-59-PM

Date	Starting Hr:min	<15	15 to <20	20 to <25	25 to <30	30 to <35	35 to <40	40 to <45	45 to <50	50 to <55	55 to <60	60 to <65	65 to <70	70 to <75	75 to <80	80 to <85	85 to <90	90 to <95	95 to <100	100 to >105	Total Counts	85pct Speed	10MPH Pace	% in pace	# of Speeders	% Speeders
27/11/2021	00:00	*	*	*	*	*	*	*	*	*	*	*	*	*	*	*	*	*	*	*	*	*	*	*	*	*
27/11/2021	01:00	*	*	*	*	*	*	*	*	*	*	*	*	*	*	*	*	*	*	*	*	*	*	*	*	*
27/11/2021	02:00	*	*	*	*	*	*	*	*	*	*	*	*	*	*	*	*	*	*	*	*	*	*	*	*	*
27/11/2021	03:00	*	*	*	*	*	*	*	*	*	*	*	*	*	*	*	*	*	*	*	*	*	*	*	*	*
27/11/2021	04:00	*	*	*	*	*	*	*	*	*	*	*	*	*	*	*	*	*	*	*	*	*	*	*	*	*
27/11/2021	05:00	*	*	*	*	*	*	*	*	*	*	*	*	*	*	*	*	*	*	*	*	*	*	*	*	*
27/11/2021	06:00	*	*	*	*	*	*	*	*	*	*	*	*	*	*	*	*	*	*	*	*	*	*	*	*	*
27/11/2021	07:00	*	*	*	*	*	*	*	*	*	*	*	*	*	*	*	*	*	*	*	*	*	*	*	*	*
27/11/2021	08:00	*	*	*	*	*	*	*	*	*	*	*	*	*	*	*	*	*	*	*	*	*	*	*	*	*
27/11/2021	09:00	*	*	*	*	*	*	*	*	*	*	*	*	*	*	*	*	*	*	*	*	*	*	*	*	*
27/11/2021	10:00	*	*	*	*	*	*	*	*	*	*	*	*	*	*	*	*	*	*	*	*	*	*	*	*	*
27/11/2021	11:00	*	*	*	*	*	*	*	*	*	*	*	*	*	*	*	*	*	*	*	*	*	*	*	*	*
27/11/2021	12:00	*	*	*	*	*	*	*	*	*	*	*	*	*	*	*	*	*	*	*	*	*	*	*	*	*
27/11/2021	13:00	*	*	*	*	*	*	*	*	*	*	*	*	*	*	*	*	*	*	*	*	*	*	*	*	*
27/11/2021	14:00	*	*	*	*	*	*	*	*	*	*	*	*	*	*	*	*	*	*	*	*	*	*	*	*	*
27/11/2021	15:00	*	*	*	*	*	*	*	*	*	*	*	*	*	*	*	*	*	*	*	*	*	*	*	*	*
27/11/2021	16:00	*	*	*	*	*	*	*	*	*	*	*	*	*	*	*	*	*	*	*	*	*	*	*	*	*
27/11/2021	17:00	*	*	*	*	*	*	*	*	*	*	*	*	*	*	*	*	*	*	*	*	*	*	*	*	*
27/11/2021	18:00	*	*	*	*	*	*	*	*	*	*	*	*	*	*	*	*	*	*	*	*	*	*	*	*	*
27/11/2021	19:00	*	*	*	*	*	*	*	*	*	*	*	*	*	*	*	*	*	*	*	*	*	*	*	*	*
27/11/2021	20:00	*	*	*	*	*	*	*	*	*	*	*	*	*	*	*	*	*	*	*	*	*	*	*	*	*
27/11/2021	21:00	*	*	*	*	*	*	*	*	*	*	*	*	*	*	*	*	*	*	*	*	*	*	*	*	*
27/11/2021	22:00	*	*	*	*	*	*	*	*	*	*	*	*	*	*	*	*	*	*	*	*	*	*	*	*	*
27/11/2021	23:00	*	*	*	*	*	*	*	*	*	*	*	*	*	*	*	*	*	*	*	*	*	*	*	*	*
24 Hr Summary		0	0	0	0	0	0	0	0	0	0	0	0	0	0	0	0	0	0	0	0	0	0	*	*	*

Incoming Histogram

Hall Lane facing into the Village

from Sat-Sep-04-2021-05-00-PM to Wed-Dec-01-2021-02-59-PM

Date	Starting Hr:min	<15	15 to <20	20 to <25	25 to <30	30 to <35	35 to <40	40 to <45	45 to <50	50 to <55	55 to <60	60 to <65	65 to <70	70 to <75	75 to <80	80 to <85	85 to <90	90 to <95	95 to <100	100 to >105	Total Counts	85pct Speed	10MPH Pace	% in pace	# of Speeders	% Speeders
28/11/2021	00:00	*	*	*	*	*	*	*	*	*	*	*	*	*	*	*	*	*	*	*	*	*	*	*	*	*
28/11/2021	01:00	*	*	*	*	*	*	*	*	*	*	*	*	*	*	*	*	*	*	*	*	*	*	*	*	*
28/11/2021	02:00	*	*	*	*	*	*	*	*	*	*	*	*	*	*	*	*	*	*	*	*	*	*	*	*	*
28/11/2021	03:00	*	*	*	*	*	*	*	*	*	*	*	*	*	*	*	*	*	*	*	*	*	*	*	*	*
28/11/2021	04:00	*	*	*	*	*	*	*	*	*	*	*	*	*	*	*	*	*	*	*	*	*	*	*	*	*
28/11/2021	05:00	*	*	*	*	*	*	*	*	*	*	*	*	*	*	*	*	*	*	*	*	*	*	*	*	*
28/11/2021	06:00	*	*	*	*	*	*	*	*	*	*	*	*	*	*	*	*	*	*	*	*	*	*	*	*	*
28/11/2021	07:00	*	*	*	*	*	*	*	*	*	*	*	*	*	*	*	*	*	*	*	*	*	*	*	*	*
28/11/2021	08:00	*	*	*	*	*	*	*	*	*	*	*	*	*	*	*	*	*	*	*	*	*	*	*	*	*
28/11/2021	09:00	*	*	*	*	*	*	*	*	*	*	*	*	*	*	*	*	*	*	*	*	*	*	*	*	*
28/11/2021	10:00	*	*	*	*	*	*	*	*	*	*	*	*	*	*	*	*	*	*	*	*	*	*	*	*	*
28/11/2021	11:00	*	*	*	*	*	*	*	*	*	*	*	*	*	*	*	*	*	*	*	*	*	*	*	*	*
28/11/2021	12:00	*	*	*	*	*	*	*	*	*	*	*	*	*	*	*	*	*	*	*	*	*	*	*	*	*
28/11/2021	13:00	*	*	*	*	*	*	*	*	*	*	*	*	*	*	*	*	*	*	*	*	*	*	*	*	*
28/11/2021	14:00	*	*	*	*	*	*	*	*	*	*	*	*	*	*	*	*	*	*	*	*	*	*	*	*	*
28/11/2021	15:00	*	*	*	*	*	*	*	*	*	*	*	*	*	*	*	*	*	*	*	*	*	*	*	*	*
28/11/2021	16:00	*	*	*	*	*	*	*	*	*	*	*	*	*	*	*	*	*	*	*	*	*	*	*	*	*
28/11/2021	17:00	*	*	*	*	*	*	*	*	*	*	*	*	*	*	*	*	*	*	*	*	*	*	*	*	*
28/11/2021	18:00	*	*	*	*	*	*	*	*	*	*	*	*	*	*	*	*	*	*	*	*	*	*	*	*	*
28/11/2021	19:00	*	*	*	*	*	*	*	*	*	*	*	*	*	*	*	*	*	*	*	*	*	*	*	*	*
28/11/2021	20:00	*	*	*	*	*	*	*	*	*	*	*	*	*	*	*	*	*	*	*	*	*	*	*	*	*
28/11/2021	21:00	*	*	*	*	*	*	*	*	*	*	*	*	*	*	*	*	*	*	*	*	*	*	*	*	*
28/11/2021	22:00	*	*	*	*	*	*	*	*	*	*	*	*	*	*	*	*	*	*	*	*	*	*	*	*	*
28/11/2021	23:00	*	*	*	*	*	*	*	*	*	*	*	*	*	*	*	*	*	*	*	*	*	*	*	*	*
24 Hr Summary		0	0	0	0	0	0	0	0	0	0	0	0	0	0	0	0	0	0	0	0	0	0	*	*	*

Incoming Histogram

Hall Lane facing into the Village

from Sat-Sep-04-2021-05-00-PM to Wed-Dec-01-2021-02-59-PM

Date	Starting Hr:min	<15	15 to <20	20 to <25	25 to <30	30 to <35	35 to <40	40 to <45	45 to <50	50 to <55	55 to <60	60 to <65	65 to <70	70 to <75	75 to <80	80 to <85	85 to <90	90 to <95	95 to <100	100 to >105	Total Counts	85pct Speed	10MPH Pace	% in pace	# of Speeders	% Speeders
29/11/2021	00:00	*	*	*	*	*	*	*	*	*	*	*	*	*	*	*	*	*	*	*	*	*	*	*	*	*
29/11/2021	01:00	*	*	*	*	*	*	*	*	*	*	*	*	*	*	*	*	*	*	*	*	*	*	*	*	*
29/11/2021	02:00	*	*	*	*	*	*	*	*	*	*	*	*	*	*	*	*	*	*	*	*	*	*	*	*	*
29/11/2021	03:00	*	*	*	*	*	*	*	*	*	*	*	*	*	*	*	*	*	*	*	*	*	*	*	*	*
29/11/2021	04:00	*	*	*	*	*	*	*	*	*	*	*	*	*	*	*	*	*	*	*	*	*	*	*	*	*
29/11/2021	05:00	*	*	*	*	*	*	*	*	*	*	*	*	*	*	*	*	*	*	*	*	*	*	*	*	*
29/11/2021	06:00	*	*	*	*	*	*	*	*	*	*	*	*	*	*	*	*	*	*	*	*	*	*	*	*	*
29/11/2021	07:00	*	*	*	*	*	*	*	*	*	*	*	*	*	*	*	*	*	*	*	*	*	*	*	*	*
29/11/2021	08:00	*	*	*	*	*	*	*	*	*	*	*	*	*	*	*	*	*	*	*	*	*	*	*	*	*
29/11/2021	09:00	*	*	*	*	*	*	*	*	*	*	*	*	*	*	*	*	*	*	*	*	*	*	*	*	*
29/11/2021	10:00	*	*	*	*	*	*	*	*	*	*	*	*	*	*	*	*	*	*	*	*	*	*	*	*	*
29/11/2021	11:00	*	*	*	*	*	*	*	*	*	*	*	*	*	*	*	*	*	*	*	*	*	*	*	*	*
29/11/2021	12:00	*	*	*	*	*	*	*	*	*	*	*	*	*	*	*	*	*	*	*	*	*	*	*	*	*
29/11/2021	13:00	*	*	*	*	*	*	*	*	*	*	*	*	*	*	*	*	*	*	*	*	*	*	*	*	*
29/11/2021	14:00	*	*	*	*	*	*	*	*	*	*	*	*	*	*	*	*	*	*	*	*	*	*	*	*	*
29/11/2021	15:00	*	*	*	*	*	*	*	*	*	*	*	*	*	*	*	*	*	*	*	*	*	*	*	*	*
29/11/2021	16:00	*	*	*	*	*	*	*	*	*	*	*	*	*	*	*	*	*	*	*	*	*	*	*	*	*
29/11/2021	17:00	*	*	*	*	*	*	*	*	*	*	*	*	*	*	*	*	*	*	*	*	*	*	*	*	*
29/11/2021	18:00	*	*	*	*	*	*	*	*	*	*	*	*	*	*	*	*	*	*	*	*	*	*	*	*	*
29/11/2021	19:00	*	*	*	*	*	*	*	*	*	*	*	*	*	*	*	*	*	*	*	*	*	*	*	*	*
29/11/2021	20:00	*	*	*	*	*	*	*	*	*	*	*	*	*	*	*	*	*	*	*	*	*	*	*	*	*
29/11/2021	21:00	*	*	*	*	*	*	*	*	*	*	*	*	*	*	*	*	*	*	*	*	*	*	*	*	*
29/11/2021	22:00	*	*	*	*	*	*	*	*	*	*	*	*	*	*	*	*	*	*	*	*	*	*	*	*	*
29/11/2021	23:00	*	*	*	*	*	*	*	*	*	*	*	*	*	*	*	*	*	*	*	*	*	*	*	*	*
24 Hr Summary		0	0	0	0	0	0	0	0	0	0	0	0	0	0	0	0	0	0	0	0	0	0	*	*	*

Incoming Histogram

Hall Lane facing into the Village

from Sat-Sep-04-2021-05-00-PM to Wed-Dec-01-2021-02-59-PM

Date	Starting Hr:min	<15	15 to <20	20 to <25	25 to <30	30 to <35	35 to <40	40 to <45	45 to <50	50 to <55	55 to <60	60 to <65	65 to <70	70 to <75	75 to <80	80 to <85	85 to <90	90 to <95	95 to <100	100 to >105	Total Counts	85pct Speed	10MPH Pace	% in pace	# of Speeders	% Speeders
30/11/2021	00:00	*	*	*	*	*	*	*	*	*	*	*	*	*	*	*	*	*	*	*	*	*	*	*	*	*
30/11/2021	01:00	*	*	*	*	*	*	*	*	*	*	*	*	*	*	*	*	*	*	*	*	*	*	*	*	*
30/11/2021	02:00	*	*	*	*	*	*	*	*	*	*	*	*	*	*	*	*	*	*	*	*	*	*	*	*	*
30/11/2021	03:00	*	*	*	*	*	*	*	*	*	*	*	*	*	*	*	*	*	*	*	*	*	*	*	*	*
30/11/2021	04:00	*	*	*	*	*	*	*	*	*	*	*	*	*	*	*	*	*	*	*	*	*	*	*	*	*
30/11/2021	05:00	*	*	*	*	*	*	*	*	*	*	*	*	*	*	*	*	*	*	*	*	*	*	*	*	*
30/11/2021	06:00	*	*	*	*	*	*	*	*	*	*	*	*	*	*	*	*	*	*	*	*	*	*	*	*	*
30/11/2021	07:00	*	*	*	*	*	*	*	*	*	*	*	*	*	*	*	*	*	*	*	*	*	*	*	*	*
30/11/2021	08:00	*	*	*	*	*	*	*	*	*	*	*	*	*	*	*	*	*	*	*	*	*	*	*	*	*
30/11/2021	09:00	*	*	*	*	*	*	*	*	*	*	*	*	*	*	*	*	*	*	*	*	*	*	*	*	*
30/11/2021	10:00	*	*	*	*	*	*	*	*	*	*	*	*	*	*	*	*	*	*	*	*	*	*	*	*	*
30/11/2021	11:00	*	*	*	*	*	*	*	*	*	*	*	*	*	*	*	*	*	*	*	*	*	*	*	*	*
30/11/2021	12:00	*	*	*	*	*	*	*	*	*	*	*	*	*	*	*	*	*	*	*	*	*	*	*	*	*
30/11/2021	13:00	*	*	*	*	*	*	*	*	*	*	*	*	*	*	*	*	*	*	*	*	*	*	*	*	*
30/11/2021	14:00	*	*	*	*	*	*	*	*	*	*	*	*	*	*	*	*	*	*	*	*	*	*	*	*	*
30/11/2021	15:00	*	*	*	*	*	*	*	*	*	*	*	*	*	*	*	*	*	*	*	*	*	*	*	*	*
30/11/2021	16:00	*	*	*	*	*	*	*	*	*	*	*	*	*	*	*	*	*	*	*	*	*	*	*	*	*
30/11/2021	17:00	*	*	*	*	*	*	*	*	*	*	*	*	*	*	*	*	*	*	*	*	*	*	*	*	*
30/11/2021	18:00	*	*	*	*	*	*	*	*	*	*	*	*	*	*	*	*	*	*	*	*	*	*	*	*	*
30/11/2021	19:00	*	*	*	*	*	*	*	*	*	*	*	*	*	*	*	*	*	*	*	*	*	*	*	*	*
30/11/2021	20:00	*	*	*	*	*	*	*	*	*	*	*	*	*	*	*	*	*	*	*	*	*	*	*	*	*
30/11/2021	21:00	*	*	*	*	*	*	*	*	*	*	*	*	*	*	*	*	*	*	*	*	*	*	*	*	*
30/11/2021	22:00	*	*	*	*	*	*	*	*	*	*	*	*	*	*	*	*	*	*	*	*	*	*	*	*	*
30/11/2021	23:00	*	*	*	*	*	*	*	*	*	*	*	*	*	*	*	*	*	*	*	*	*	*	*	*	*
24 Hr Summary		0	0	0	0	0	0	0	0	0	0	0	0	0	0	0	0	0	0	0	0	0	0	*	*	*


Incoming Histogram

Hall Lane facing into the Village

from Sat-Sep-04-2021-05-00-PM to Wed-Dec-01-2021-02-59-PM

Date	Starting Hr:min	<15	15 to <20	20 to <25	25 to <30	30 to <35	35 to <40	40 to <45	45 to <50	50 to <55	55 to <60	60 to <65	65 to <70	70 to <75	75 to <80	80 to <85	85 to <90	90 to <95	95 to <100	100 to >105	Total Counts	85pct Speed	10MPH Pace	% in pace	# of Speeders	% Speeders	
01/12/2021	00:00	*	*	*	*	*	*	*	*	*	*	*	*	*	*	*	*	*	*	*	*	*	*	*	*	*	
01/12/2021	01:00	*	*	*	*	*	*	*	*	*	*	*	*	*	*	*	*	*	*	*	*	*	*	*	*	*	
01/12/2021	02:00	*	*	*	*	*	*	*	*	*	*	*	*	*	*	*	*	*	*	*	*	*	*	*	*	*	
01/12/2021	03:00	*	*	*	*	*	*	*	*	*	*	*	*	*	*	*	*	*	*	*	*	*	*	*	*	*	
01/12/2021	04:00	*	*	*	*	*	*	*	*	*	*	*	*	*	*	*	*	*	*	*	*	*	*	*	*	*	
01/12/2021	05:00	*	*	*	*	*	*	*	*	*	*	*	*	*	*	*	*	*	*	*	*	*	*	*	*	*	
01/12/2021	06:00	*	*	*	*	*	*	*	*	*	*	*	*	*	*	*	*	*	*	*	*	*	*	*	*	*	
01/12/2021	07:00	*	*	*	*	*	*	*	*	*	*	*	*	*	*	*	*	*	*	*	*	*	*	*	*	*	
01/12/2021	08:00	*	*	*	*	*	*	*	*	*	*	*	*	*	*	*	*	*	*	*	*	*	*	*	*	*	
01/12/2021	09:00	*	*	*	*	*	*	*	*	*	*	*	*	*	*	*	*	*	*	*	*	*	*	*	*	*	
01/12/2021	10:00	*	*	*	*	*	*	*	*	*	*	*	*	*	*	*	*	*	*	*	*	*	*	*	*	*	
01/12/2021	11:00	*	*	*	*	*	*	*	*	*	*	*	*	*	*	*	*	*	*	*	*	*	*	*	*	*	
01/12/2021	12:00	*	*	*	*	*	*	*	*	*	*	*	*	*	*	*	*	*	*	*	*	*	*	*	*	*	
01/12/2021	13:00	0	0	0	0	0	0	0	0	0	0	0	0	0	0	0	0	0	0	0	0	0	0	*	*	*	
01/12/2021	14:00	0	0	0	0	0	0	0	0	0	0	0	0	0	0	0	0	0	0	0	0	0	0	*	*	*	
01/12/2021	15:00	*	*	*	*	*	*	*	*	*	*	*	*	*	*	*	*	*	*	*	*	*	*	*	*	*	*
01/12/2021	16:00	*	*	*	*	*	*	*	*	*	*	*	*	*	*	*	*	*	*	*	*	*	*	*	*	*	*
01/12/2021	17:00	*	*	*	*	*	*	*	*	*	*	*	*	*	*	*	*	*	*	*	*	*	*	*	*	*	*
01/12/2021	18:00	*	*	*	*	*	*	*	*	*	*	*	*	*	*	*	*	*	*	*	*	*	*	*	*	*	*
01/12/2021	19:00	*	*	*	*	*	*	*	*	*	*	*	*	*	*	*	*	*	*	*	*	*	*	*	*	*	*
01/12/2021	20:00	*	*	*	*	*	*	*	*	*	*	*	*	*	*	*	*	*	*	*	*	*	*	*	*	*	*
01/12/2021	21:00	*	*	*	*	*	*	*	*	*	*	*	*	*	*	*	*	*	*	*	*	*	*	*	*	*	*
01/12/2021	22:00	*	*	*	*	*	*	*	*	*	*	*	*	*	*	*	*	*	*	*	*	*	*	*	*	*	*
01/12/2021	23:00	*	*	*	*	*	*	*	*	*	*	*	*	*	*	*	*	*	*	*	*	*	*	*	*	*	*
24 Hr Summary		0	0	0	0	0	0	0	0	0	0	0	0	0	0	0	0	0	0	0	0	0	0	*	*	*	


Vehicles/Hour

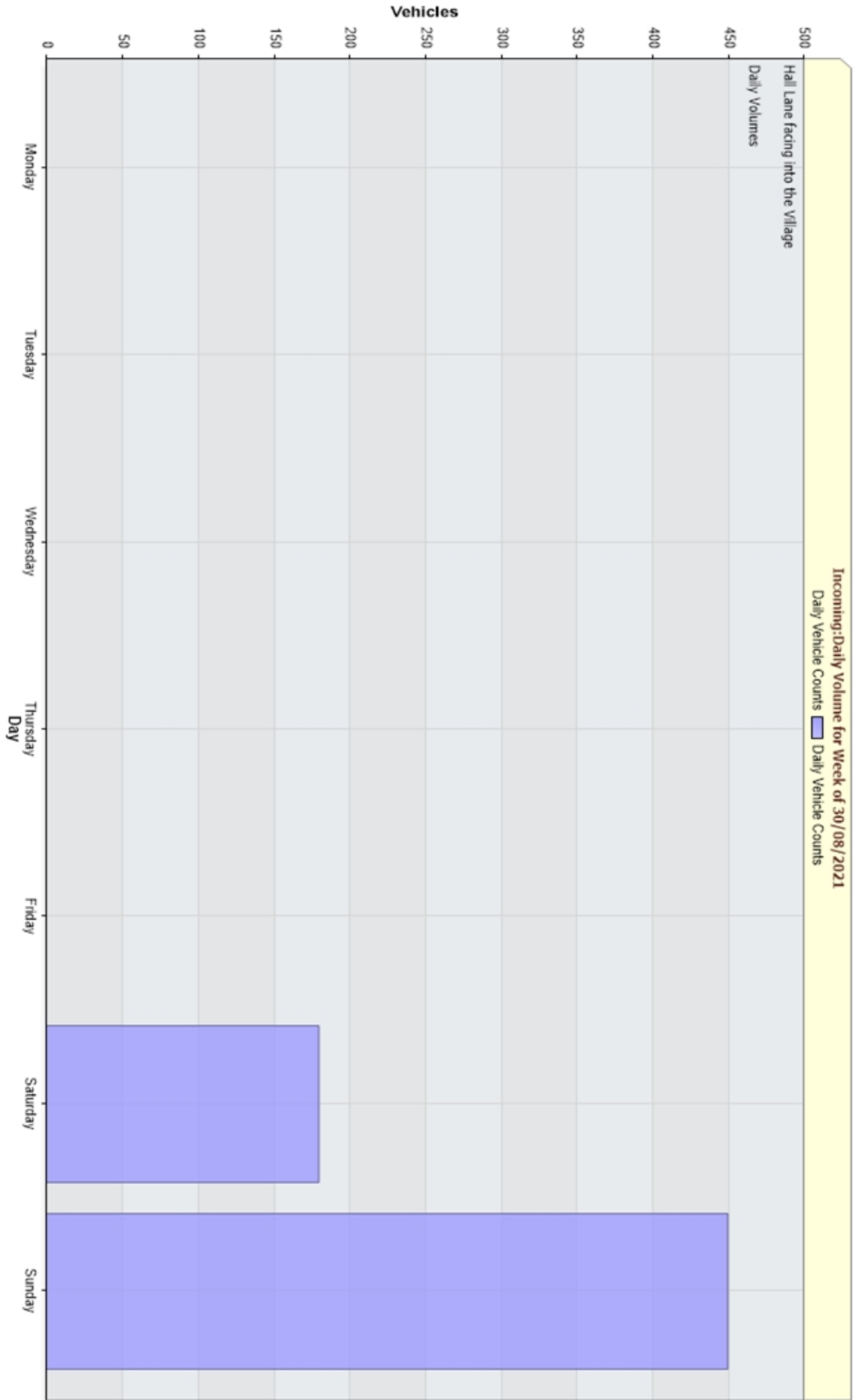


MPH

Incoming: Average Hourly WEEKDAY Speeds for Week of 30/08/2021
Average Hourly WEEKDAY Speeds By Hour (30/08/2021) ● Average Hourly WEEKDAY Speeds By Hour (30/08/2021)

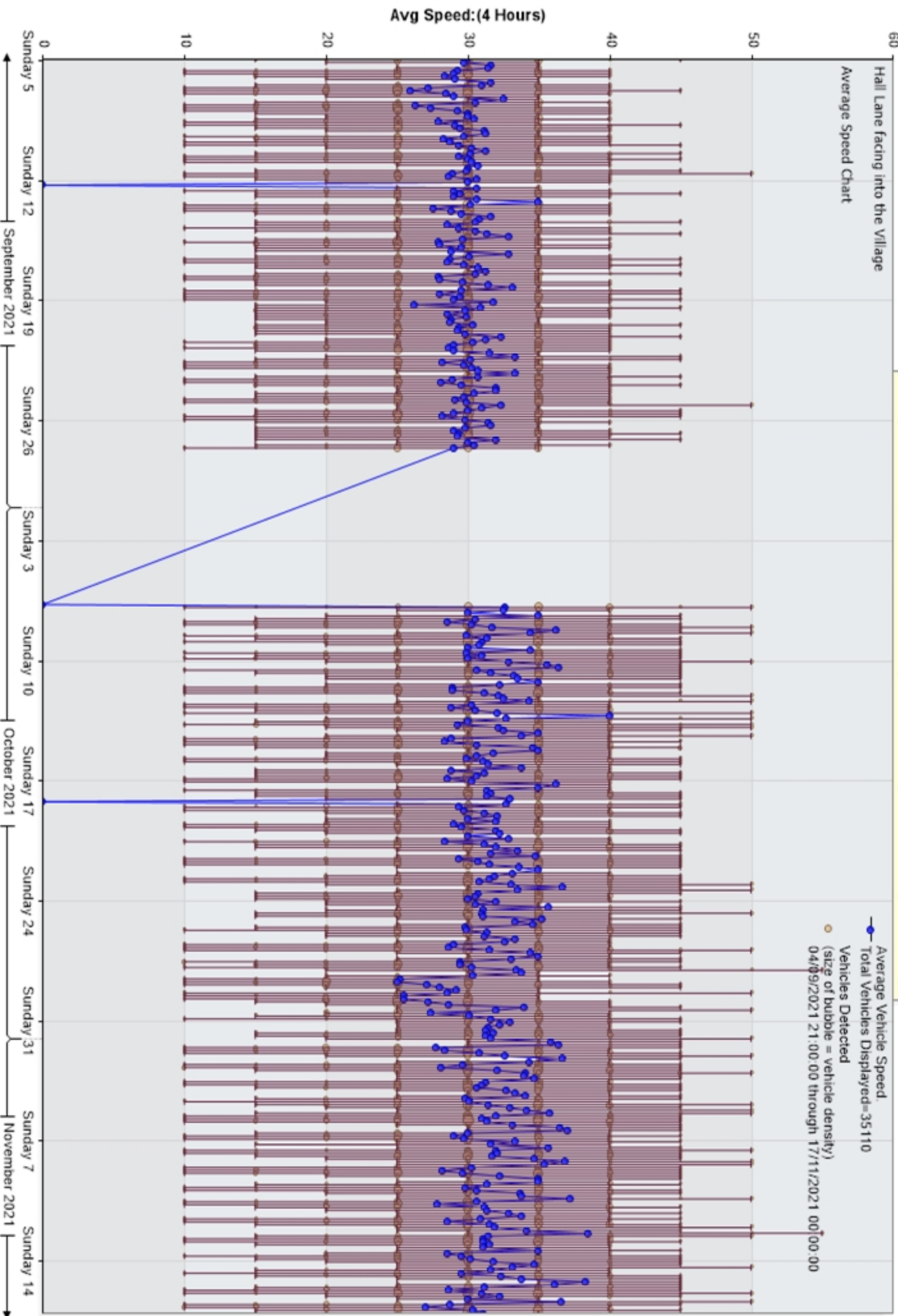
Hall Lane facing into the Village
Average Weekly Speeds





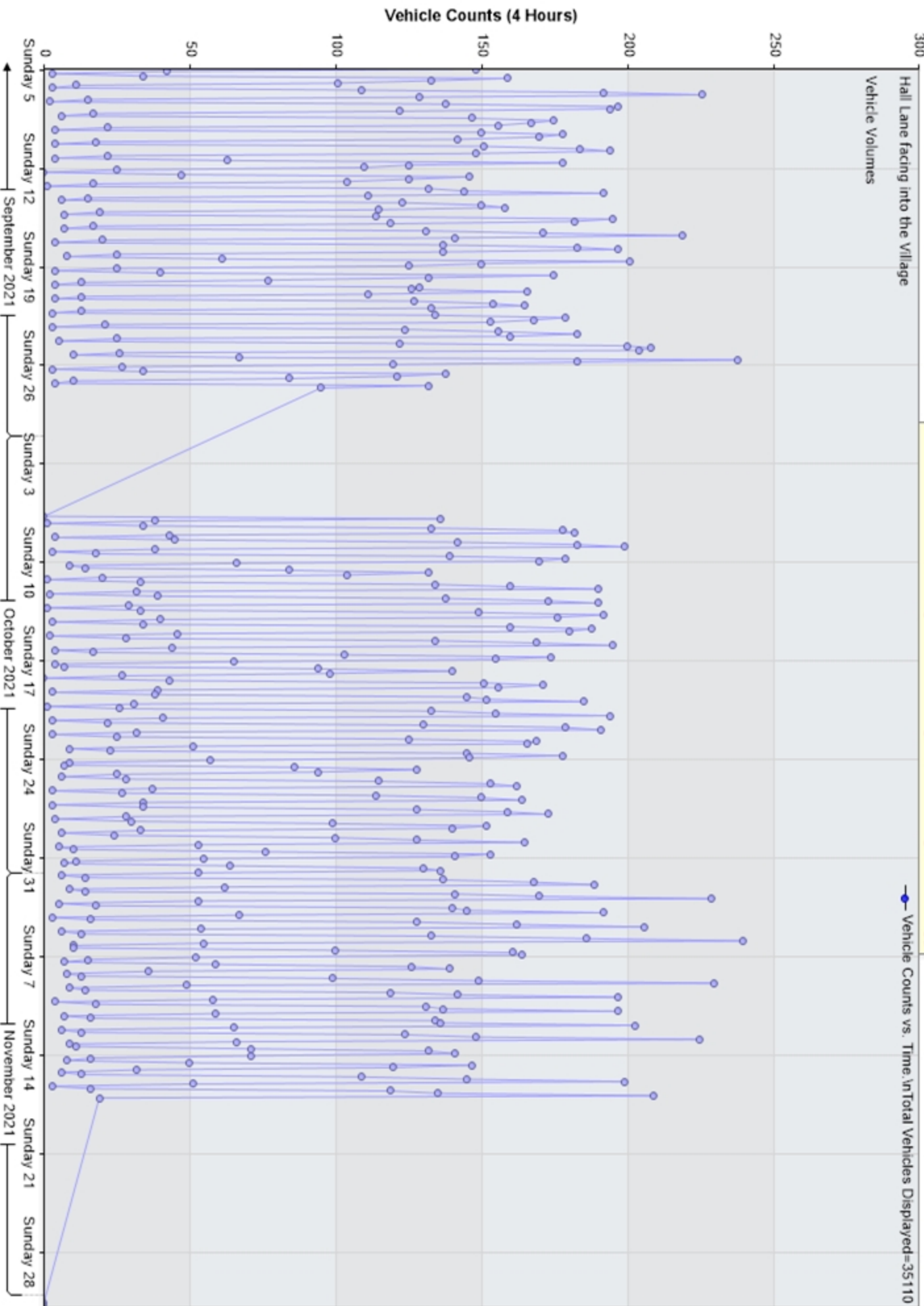
Zoom
help

Average Vehicle Speed (MPH) vs. Time [Hall Lane facing into the Village:Incoming]

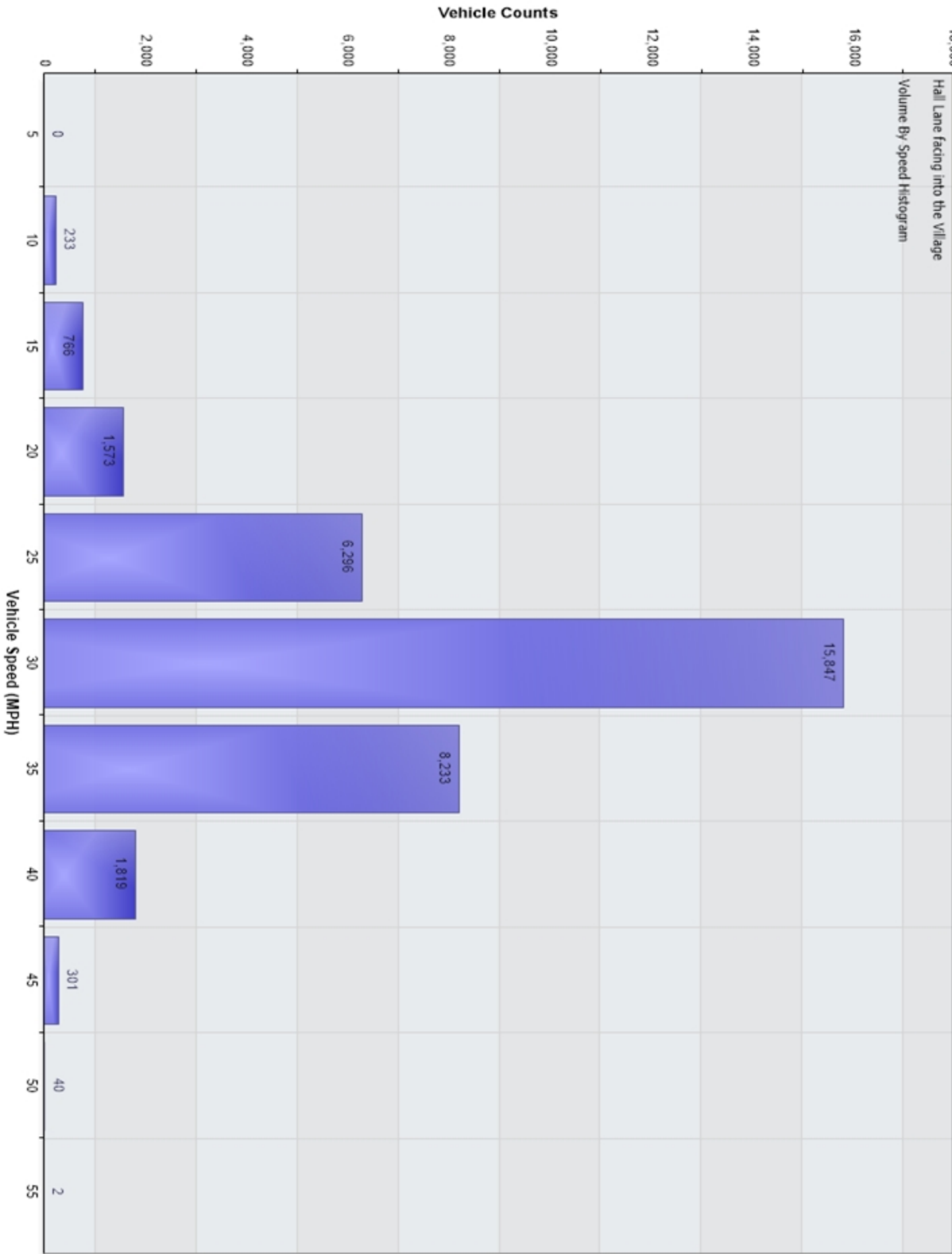


Zoom help

Vehicle Counts vs. Time [Hall Lane facing into the Village: Incoming]



Vehicle Counts Vs. Speed [Hall Lane facing into the Village: Incoming]



35,110 Counts

Percentile Counts Vs. Speed for [Hall Lane facing into the Village: Incoming]

Hall Lane facing into the Village

85th Pct Speed=33.1 MPH

Vehicles in data=35110

04/09/2021 17:00:00 to 01/12/2021 14:59:59

